

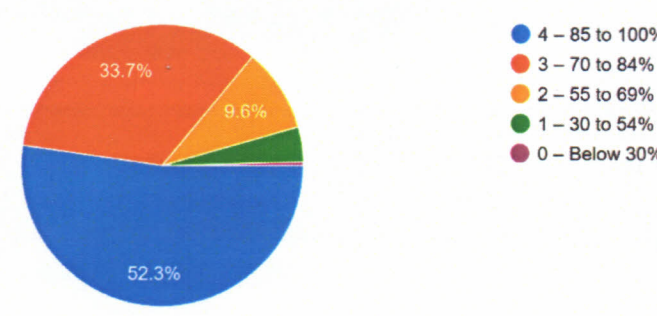
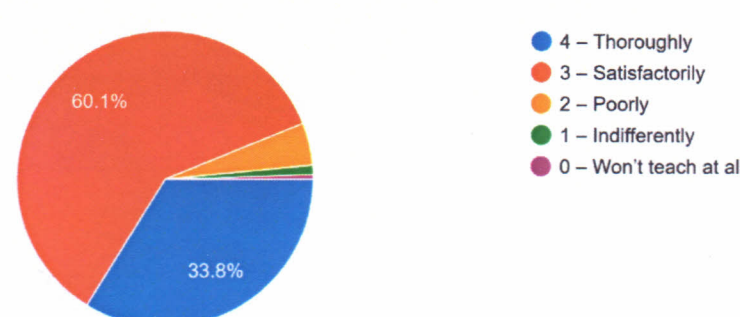


Student Satisfaction Survey (SSS) on overall institutional performance

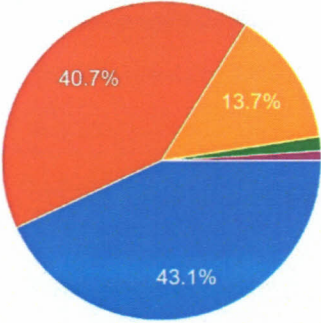
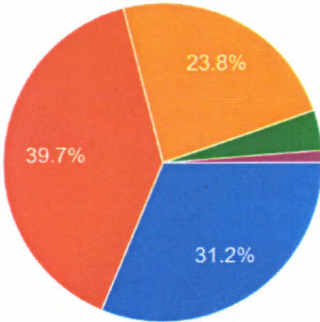
Google form Link: <https://forms.gle/GNHL2jAUMw2mz8XC6>

Number of students: 1448

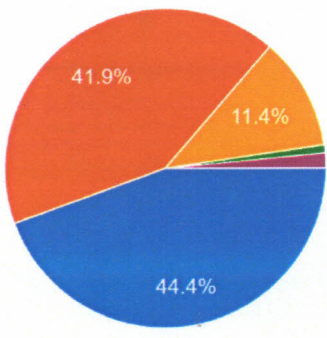
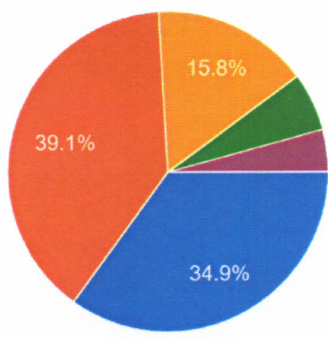
Response:

1	<p>How much of the syllabus was covered in the class?</p> <p>4 – 85 to 100% - 52.3% 3 – 70 to 84% - 33.7% 2 – 55 to 69% - 9.6% 1 – 30 to 54% - 4% 0 – Below 30% - 0.4%</p> <p>1) How much of the syllabus was covered in the class? 1,448 responses</p>  <table border="1"><thead><tr><th>Category</th><th>Percentage</th></tr></thead><tbody><tr><td>4 – 85 to 100%</td><td>52.3%</td></tr><tr><td>3 – 70 to 84%</td><td>33.7%</td></tr><tr><td>2 – 55 to 69%</td><td>9.6%</td></tr><tr><td>1 – 30 to 54%</td><td>4%</td></tr><tr><td>0 – Below 30%</td><td>0.4%</td></tr></tbody></table>	Category	Percentage	4 – 85 to 100%	52.3%	3 – 70 to 84%	33.7%	2 – 55 to 69%	9.6%	1 – 30 to 54%	4%	0 – Below 30%	0.4%
Category	Percentage												
4 – 85 to 100%	52.3%												
3 – 70 to 84%	33.7%												
2 – 55 to 69%	9.6%												
1 – 30 to 54%	4%												
0 – Below 30%	0.4%												
2	<p>How well did the teachers prepare for the classes?</p> <p>4 – Thoroughly – 33.8% 3 – Satisfactorily – 60.1% 2 – Poorly – 4.6% 1 – Indifferently – 1% 0 – Won't teach at all – 0.5%</p> <p>2) How well did the teachers prepare for the classes? 1,448 responses</p>  <table border="1"><thead><tr><th>Category</th><th>Percentage</th></tr></thead><tbody><tr><td>4 – Thoroughly</td><td>33.8%</td></tr><tr><td>3 – Satisfactorily</td><td>60.1%</td></tr><tr><td>2 – Poorly</td><td>4.6%</td></tr><tr><td>1 – Indifferently</td><td>1%</td></tr><tr><td>0 – Won't teach at all</td><td>0.5%</td></tr></tbody></table>	Category	Percentage	4 – Thoroughly	33.8%	3 – Satisfactorily	60.1%	2 – Poorly	4.6%	1 – Indifferently	1%	0 – Won't teach at all	0.5%
Category	Percentage												
4 – Thoroughly	33.8%												
3 – Satisfactorily	60.1%												
2 – Poorly	4.6%												
1 – Indifferently	1%												
0 – Won't teach at all	0.5%												



3	<p>How well were the teachers able to communicate? 4 – Always effective – 43.1% 3 – Sometimes effective – 40.7% 2 – Just satisfactorily – 13.7% 1 – Generally ineffective -1.5% 0 – Very poor communication – 1%</p> <p>3) How well were the teachers able to communicate? 1,448 responses</p>  <ul style="list-style-type: none">● 4 – Always effective● 3 – Sometimes effective● 2 – Just satisfactorily● 1 – Generally ineffective● 0 – Very poor communication
4	<p>The teacher's approach to teaching can best be described as 4 – Excellent – 31.2% 3 – Very good -39.7% 2 – Good -23.8% 1 – Fair -4.1% 0 – Poor -1.2%</p> <p>4) The teacher's approach to teaching can best be described as 1,448 responses</p>  <ul style="list-style-type: none">● 4 – Excellent● 3 – Very good● 2 – Good● 1 – Fair● 0 – Poor



<p>5</p>	<p>Fairness of the internal evaluation process by the teachers. 4 – Always fair – 44.4% 3 – Usually fair – 41.9% 2 – Sometimes unfair – 11.4% 1 – Usually unfair – 0.8% 0 – Unfair – 1.5%</p> <p>5) Fairness of the internal evaluation process by the teachers. 1,448 responses</p>  <ul style="list-style-type: none">● 4 – Always fair● 3 – Usually fair● 2 – Sometimes unfair● 1 – Usually unfair● 0 – Unfair
<p>6</p>	<p>Was your performance in assignments discussed with you? 4 – Every time – 39.4% 3 – Usually – 39.1% 2 – Occasionally/Sometimes – 15.8% 1 – Rarely – 5.9% 0 – Never – 4.3%</p> <p>6) Was your performance in assignments discussed with you? 1,448 responses</p>  <ul style="list-style-type: none">● 4 – Every time● 3 – Usually● 2 – Occasionally/Sometimes● 1 – Rarely● 0 – Never



7

The institute takes active interest in promoting internship, student exchange, field visit opportunities for students.

4 – Regularly – 38.9%

3 – Often – 35.6%

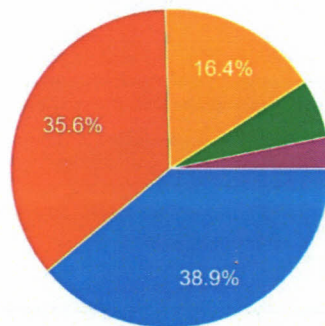
2 – Sometimes – 16.4%

1 – Rarely – 5.9%

0 – Never – 3.2%

7) The institute takes active interest in promoting internship, student exchange, field visit opportunities for students.

1,448 responses



8

The teaching and mentoring process in your institution facilitates you in cognitive, social and emotional growth.

4 – Significantly – 33.8%

3 – Very well – 37.8%

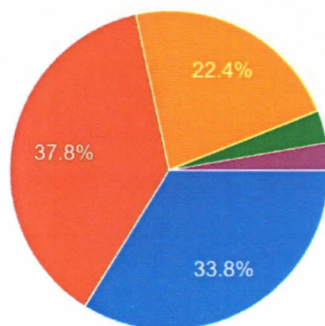
2 – Moderately – 22.4%

1 – Marginally – 3.3%

0 – Not at all – 2.8%

8) The teaching and mentoring process in your institution facilitates you in cognitive, social and emotional growth.

1,448 responses



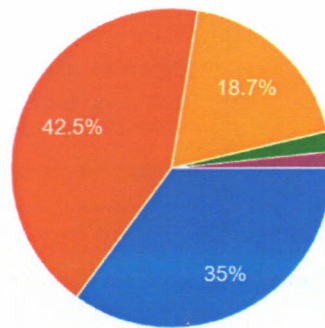


9 The institution provides multiple opportunities to learn and grow.

- 4 – Strongly agree – 35%
- 3 – Agree – 42.8%
- 2 – Neutral- 18.7%
- 1 – Disagree – 2.1%
- 0 – Strongly disagree–1.7%

9) The institution provides multiple opportunities to learn and grow.

1,448 responses



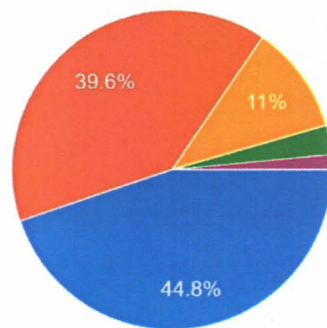
- 4 – Strongly agree
- 3 – Agree
- 2 – Neutral
- 1 – Disagree
- 0 – Strongly disagree

10 Teachers inform you about your expected competencies, course outcomes and programme outcomes.

- 4 – Every time – 44.8%
- 3 – Usually – 39.6%
- 2 – Occasionally/Sometimes – 11%
- 1 – Rarely – 3%
- 0 – Never – 1.5%

10) Teachers inform you about your expected competencies, course outcomes and programme outcomes.

1,448 responses



- 4 – Every time
- 3 – Usually
- 2 – Occasionally/Sometimes
- 1 – Rarely
- 0 – Never

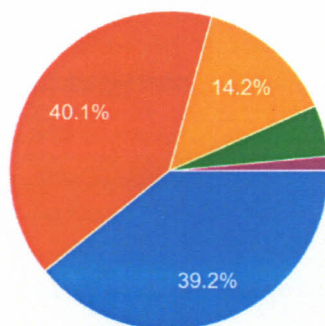


11 Your mentor does a necessary follow-up with an assigned task to you.

- 4 – Every time – 39.2%
- 3 – Usually – 40.1%
- 2 – Occasionally/Sometimes – 14.2%
- 1 – Rarely – 5.2%
- 0 – I don't have a mentor – 1.5%

11) Your mentor does a necessary follow-up with an assigned task to you.

1,448 responses



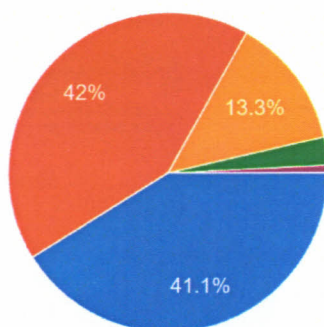
- 4 – Every time
- 3 – Usually
- 2 – Occasionally/Sometimes
- 1 – Rarely
- 0 – I don't have a mentor

12 The teachers illustrate the concepts through examples and applications.

- 4 – Every time – 41.1%
- 3 – Usually – 42%
- 2 – Occasionally/Sometimes – 13.3%
- 1 – Rarely – 2.8%
- 0 – Never – 0.8%

12) The teachers illustrate the concepts through examples and applications.

1,448 responses



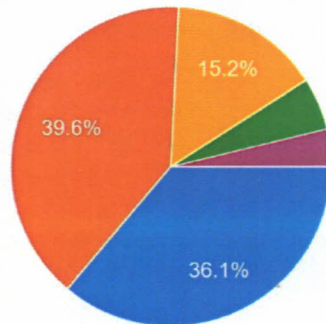
- 4 – Every time
- 3 – Usually
- 2 – Occasionally/Sometimes
- 1 – Rarely
- 0 – Never



13 The teachers identify your strengths and encourage you with providing right level of challenges.

- 4 – Fully – 36.1%
- 3 – Reasonably – 39.6%
- 2 – Partially – 15.2%
- 1 – Slightly – 5.3%
- 0 – Unable to – 3.8%

13) The teachers identify your strengths and encourage you with providing right level of challenges.
1,448 responses

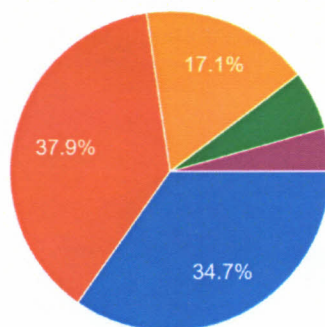


- 4 – Fully
- 3 – Reasonably
- 2 – Partially
- 1 – Slightly
- 0 – Unable to

14 Teachers are able to identify your weaknesses and help you to overcome them.

- 4 – Every time – 34.7%
- 3 – Usually – 37.9%
- 2 – Occasionally/Sometimes – 17.1%
- 1 – Rarely – 6%
- 0 – Never – 4.4%

14) Teachers are able to identify your weaknesses and help you to overcome them.
1,448 responses



- 4 – Every time
- 3 – Usually
- 2 – Occasionally/Sometimes
- 1 – Rarely
- 0 – Never

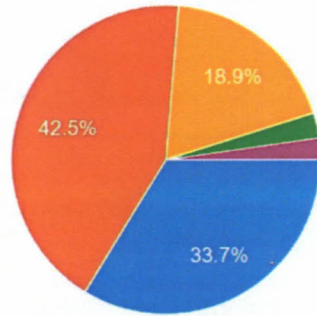


15 The institution makes effort to engage students in the monitoring, review and continuous quality improvement of the teaching learning process.

- 4 – Strongly agree – 33.7%
- 3 – Agree – 42.5%
- 2 – Neutral – 18.9%
- 1 – Disagree – 2.6%
- 0 – Strongly disagree – 2.3%

15) The institution makes effort to engage students in the monitoring, review and continuous quality improvement of the teaching learning process.

1,448 responses



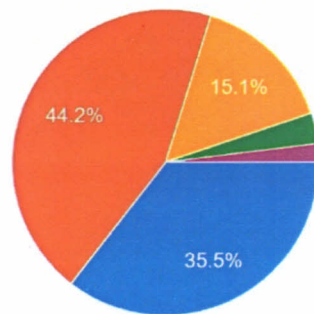
- 4 – Strongly agree
- 3 – Agree
- 2 – Neutral
- 1 – Disagree
- 0 – Strongly disagree

16 The institute/ teachers use student centric methods, such as experiential learning, participative learning and problem-solving methodologies for enhancing learning experiences.

- 4 – To a great extent – 35.5%
- 3 – Moderate – 44.2%
- 2 – Somewhat – 15.1%
- 1 – Very little – 3.2%
- 0 – Not at all – 1.9%

16) The institute/ teachers use student centric methods, such as experiential learning, participative learning and problem solving methodologies for enhancing learning experiences.

1,448 responses



- 4 – To a great extent
- 3 – Moderate
- 2 – Some what
- 1 – Very little
- 0 – Not at all

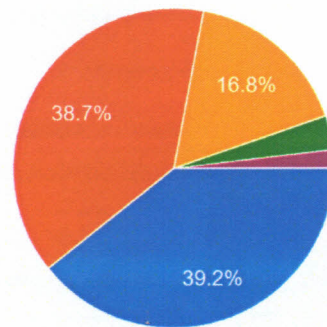


17 Teachers encourage you to participate in extracurricular activities.

- 4 – Strongly agree – 39.2%
- 3 – Agree – 38.7%
- 2 – Neutral – 16.8%
- 1 – Disagree – 3.5%
- 0 – Strongly disagree -1.9%

17) Teachers encourage you to participate in extracurricular activities.

1,448 responses



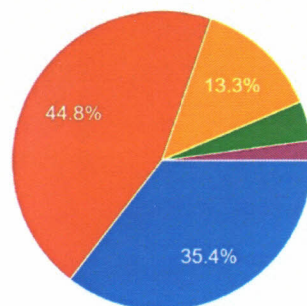
- 4 – Strongly agree
- 3 – Agree
- 2 – Neutral
- 1 – Disagree
- 0 – Strongly disagree

18 Efforts are made by the institute/ teachers to inculcate soft skills, life skills and employability skills to make you ready for the world of work.

- 4 – To a great extent – 35.4%
- 3 – Moderate – 44.8%
- 2 – Some what – 13.3%
- 1 – Very little – 4.3%
- 0 – Not at all–2.1%

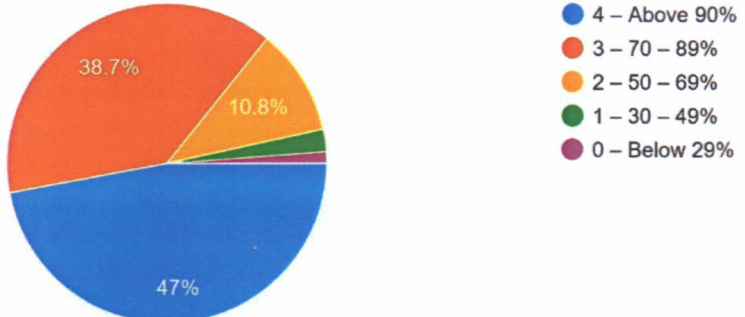
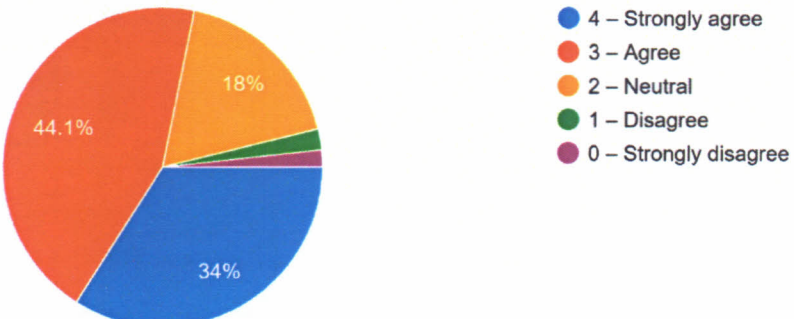
18) Efforts are made by the institute/ teachers to inculcate soft skills, life skills and employability skills to make you ready for the world of work.

1,448 responses



- 4 – To a great extent
- 3 – Moderate
- 2 – Some what
- 1 – Very little
- 0 – Not at all



19	<p>What percentage of teachers use ICT tools such as LCD projector, Multimedia, etc. while teaching.</p> <p>4 – Above 90% - 47% 3 – 70 – 89% - 38.7% 2 – 50 – 69% - 10.8% 1 – 30 – 49% - 2.3% 0 – Below 29% -1.2%</p> <p>19) What percentage of teachers use ICT tools such as LCD projector, Multimedia, etc. while teaching.</p> <p>1,448 responses</p>  <table border="1"><thead><tr><th>Category</th><th>Percentage</th></tr></thead><tbody><tr><td>4 – Above 90%</td><td>47%</td></tr><tr><td>3 – 70 – 89%</td><td>38.7%</td></tr><tr><td>2 – 50 – 69%</td><td>10.8%</td></tr><tr><td>1 – 30 – 49%</td><td>2.3%</td></tr><tr><td>0 – Below 29%</td><td>1.2%</td></tr></tbody></table>	Category	Percentage	4 – Above 90%	47%	3 – 70 – 89%	38.7%	2 – 50 – 69%	10.8%	1 – 30 – 49%	2.3%	0 – Below 29%	1.2%
Category	Percentage												
4 – Above 90%	47%												
3 – 70 – 89%	38.7%												
2 – 50 – 69%	10.8%												
1 – 30 – 49%	2.3%												
0 – Below 29%	1.2%												
20	<p>The overall quality of teaching-learning process in your institute is very good.</p> <p>4 – Strongly agree – 34% 3 – Agree – 44.1% 2 – Neutral – 18% 1 – Disagree–2.1% 0 – Strongly disagree–1.7%</p> <p>20)The overall quality of teaching-learning process in your institute is very good.</p> <p>1,448 responses</p>  <table border="1"><thead><tr><th>Category</th><th>Percentage</th></tr></thead><tbody><tr><td>4 – Strongly agree</td><td>34%</td></tr><tr><td>3 – Agree</td><td>44.1%</td></tr><tr><td>2 – Neutral</td><td>18%</td></tr><tr><td>1 – Disagree</td><td>2.1%</td></tr><tr><td>0 – Strongly disagree</td><td>1.7%</td></tr></tbody></table>	Category	Percentage	4 – Strongly agree	34%	3 – Agree	44.1%	2 – Neutral	18%	1 – Disagree	2.1%	0 – Strongly disagree	1.7%
Category	Percentage												
4 – Strongly agree	34%												
3 – Agree	44.1%												
2 – Neutral	18%												
1 – Disagree	2.1%												
0 – Strongly disagree	1.7%												
21	<p>Give three observation / suggestions to improve the overall teaching – learning experience in your institution.</p> <ul style="list-style-type: none">• Include one free lecture in a day for extracurricular activities.• introducing more of visualise learning• More field exposure.												



Vidyavardhini's College of Engineering & Technology
Academic Year: 2022-23

- Increase in no. of activity-based learning.
- More software learning should be inculcated.
- For databook there should be locker provided to every student or Library should have more data books
- Multiple canteen needed
- Quizzes must be taken in class rather than online quizzes.
- Must emphasize on improvement of student's communication skills.
- All teachers should provide their own notes after lectures for reference.
- More new updated and online recorded lecture should be provided so that one can revise anytime from anywhere.
- Rather than handwritten files submission, we should be made to do audio submissions or presentations.
- Change from more traditional ways of teaching to hands on.
- Should prepare for soft skills like panel discussions and negotiation etiquettes in a company.
- Rather than handwritten files submission, we should be made to do audio submissions or presentations.
- More emphasis on skill-based learning and project-based learning.
- More emphasis on project-based learning
- Game pedagogies are interesting, provide more of them.
- Provide industry-based internships to get first hand industry exposure.
- Need more guidance for higher studies exams preparation
- Arrange interactive session with Alumni on career opportunities.
- Industrial problem statements may be given as assignment.
- Encourage Students to participate in various project Competitions
- No sitting/waiting area outside labs/staffroom/classrooms specially in submissions season
- Digitalising proper notes, to be more practical oriented or having a small project-oriented approach for a topic
- Conduct group activities for the students for role play, model making, assignments, projects, outdoor activities, etc.
- Need more hours of practice on experiments/practicals.

Dr. Megha Trivedi
IQAC Coordinator

Dr. Vikas Gupta
Dean-Academics



Vidyavardhini's College of Engineering & Technology

K. T. Marg, Near Railway Station, Vasai Road(W), Dist. Palghar, Pin. 401202

Internal Quality Assurance Cell

Student Satisfaction Survey Report 2022-23

Objective:

The Students Satisfaction Survey (SSS) regarding the teaching, learning, and evaluation system that prevails in the Institute is conducted among the students at Vidyavardhini's College of Engineering & Technology (VCET) through the website. The feedback received helps to upgrade the quality of education.

Performance indicators:

The questionnaire has been framed based on NAAC guidelines. It included the following performance indicators:

- Syllabus coverage
- Teachers preparation for class
- Communication ability of teachers
- Teachers approach towards students
- Fairness of the internal evaluation process by the teachers.
- Quality of evaluation for assignments, practical, etc.
- Internship, student exchange, field visit opportunities
- Facilitation for cognitive, social and emotional growth.
- opportunities to learn and grow.
- Informed about expected competencies, course outcomes and programme outcomes.
- Mentoring
- Illustration of concepts through examples and applications by teacher
- Identification strengths and encouragement provided to the students with providing right level of challenges.
- Identification of your weaknesses and help extended to overcome them.
- Effort made by Institute to engage students in the monitoring, review and continuous quality improvement of the teaching learning process.
- Use student centric methods, such as experiential learning, participative learning and problem-solving methodologies for enhancing learning experiences.
- Encourage for participation in extracurricular activities.
- Efforts are made by the institute/ teachers to inculcate soft skills, life skills and employability skills



Vidyavardhini's College of Engineering & Technology

K. T. Marg, Near Railway Station, Vasai Road(W), Dist. Palghar, Pin. 401202
Internal Quality Assurance Cell

- Use ICT tools such as LCD projector, Multimedia, etc. by teachers
- The overall quality of teaching-learning process

Students are also asked to give three observation / suggestions to improve the overall teaching – learning experience in the Institute.

Grading System:

Students have rated the question on a scale of 0 to 4. Highest positive response is rated as 4 and the lowest negative response is rated as 0. This removes the binary forced approach and provides a more comfortable wider range for students to register their opinion.

A student has to respond to all the questions given in the following format with her/his sincere effort and thought. Her/his identity is not revealed.

Criteria for feedback analysis:

- For the quantitative analysis of feedback, a threshold of 65% is set.
- For qualitative analysis, the comments received from the students are reviewed by the academic committee, and corrective measures are suggested to the higher authorities.

Feedback Analysis:

Total No of Responses: 1448

Sr. No.	Parameters	Average Score	Percentage
1	How much of the syllabus was covered in the class?	3.33	83.36
2	How well did the teachers prepare for the classes?	3.26	81.41
3	How well were the teachers able to communicate?	3.24	80.89
4	The teacher's approach to teaching can best be described as	2.96	73.90
5	Fairness of the internal evaluation process by the teachers.	3.27	81.70
6	Was your performance in assignments discussed with you?	2.95	73.64
7	The institute takes active interest in promoting internship, student exchange, field visit opportunities for students.	3.01	75.22
8	The teaching and mentoring process in your institution facilitates you in cognitive, social and emotional growth.	2.96	74.12
9	The institution provides multiple opportunities to learn and grow.	3.07	76.80
10	Teachers inform you about your expected competencies, course outcomes and programme outcomes.	3.23	80.82



Vidyavardhini's College of Engineering & Technology

K. T. Marg, Near Railway Station, Vasai Road(W), Dist. Palghar, Pin. 401202

Internal Quality Assurance Cell

10	Teachers inform you about your expected competencies, course outcomes and programme outcomes.	3.23	80.82
11	Your mentor does a necessary follow-up with an assigned task to you.	3.10	77.57
12	The teachers illustrate the concepts through examples and applications.	3.20	79.96
13	The teachers identify your strengths and encourage you with providing right level of challenges.	2.99	74.72
14	Teachers are able to identify your weaknesses and help you to overcome them.	2.93	73.14
15	The institution makes effort to engage students in the monitoring, review and continuous quality improvement of the teaching learning process.	3.03	75.69
16	The institute/ teachers use student centric methods, such as experiential learning, participative learning and problem solving methodologies for enhancing learning experiences.	3.08	77.02
17	Teachers encourage you to participate in extracurricular activities.	3.10	77.49
18	Efforts are made by the institute/ teachers to inculcate soft skills, life skills and employability skills to make you ready for the world of work.	3.07	76.78
19	What percentage of teachers use ICT tools such as LCD projector, Multimedia, etc. while teaching.	3.28	82.03
20	The overall quality of teaching-learning process in your institute is very good.	3.06	76.62

Comments Received:

- Include one free lecture in a day for extracurricular activities.
- introducing more visualized learning.
- More field exposure.
- Increase in no. of activity-based learning.
- More software learning should be inculcated.
- For Databook there should be locker provided to every student or Library should have more data books
- Multiple canteens needed.
- Quizzes must be taken in class rather than online quizzes.
- Must emphasize on improvement of student's communication skills.
- All teachers should provide their own notes after lectures for reference.



Vidyavardhini's College of Engineering & Technology

K. T. Marg, Near Railway Station, Vasai Road(W), Dist. Palghar, Pin. 401202

Internal Quality Assurance Cell

- Newer updated and online recorded lectures should be provided so that one can revise anytime from anywhere.
- Rather than handwritten files submission, we should be made to do audio submissions or presentations.
- Change from more traditional ways of teaching to hands on.
- Should prepare for soft skills like panel discussions and negotiation etiquette in a company.
- Rather than handwritten files submission, we should be made to do audio submissions or presentations.
- More emphasis on skill-based learning and project-based learning.
- More emphasis on project-based learning
- Game pedagogies are interesting, provide more of them.
- Need more guidance for higher studies exams preparation.
- Arrange interactive session with Alumni on career opportunities.
- Industrial problem statements may be given as assignment.
- Encourage Students to participate in various project Competitions.
- No sitting/waiting area outside labs/staffroom/classrooms specially in submissions season.
- Digitalizing proper notes, to be more practical oriented or having a small project-oriented approach for a topic

Dr. Megha Trivedi
IQAC Coordinator

Dr. Vikas Gupta
Dean-Academics



Vidyavardhini's College of Engineering & Technology

K. T. Marg, Near Railway Station, Vasai Road(W), Dist. Palghar, Pin. 401202

Internal Quality Assurance Cell

Action Plan

Sr. No.	Observations	Action Plan
1	Quantitative Analysis <ul style="list-style-type: none">Average score in all the performance criteria is above the threshold value	<ul style="list-style-type: none">None
2	Qualitative Analysis <ul style="list-style-type: none">There is a need to prioritize the enhancement of students' communication and soft skills.Transitioning from traditional teaching methods to hands-on sessions and game pedagogies is essential.Greater emphasis should be placed on skill-based learning and project-based learning.Providing industry-based internships would offer students valuable firsthand exposure to the industry.Organizing interactive sessions with alumni and industry experts regarding career opportunities and higher studies can be beneficial.	<ul style="list-style-type: none">Introduce dedicated workshops and training sessions focused on communication, interpersonal skills.Incorporate educational games, simulations, and interactive online platforms to engage students and enhance learning outcomes.Encourage interdisciplinary collaboration and teamwork through project-based learning experiences.Forge partnerships with local industries to establish internship programs tailored to students' academic disciplines.Schedule regular interactive sessions, panel discussions, and guest lectures featuring alumni and industry experts.Provide resources and mentorship to student teams



Vidyavardhini's College of Engineering & Technology

K. T. Marg, Near Railway Station, Vasai Road(W), Dist. Palghar, Pin. 401202

Internal Quality Assurance Cell

	<ul style="list-style-type: none">● Encouraging student participation in various project competitions is important.● The absence of sitting/waiting areas outside labs, staff rooms, and classrooms, especially during submission seasons, is noticeable.	<p>participating in competitions, including access to funding, facilities, and technical support.</p> <ul style="list-style-type: none">● Allocate funds for the construction or renovation of sitting/waiting areas in identified locations
--	--	--


Dr. Megha Trivedi
IQAC Coordinator


Dr. Vikas Gupta
Dean-Academics



Vidyavardhini's College of Engineering & Technology

K. T. Marg, Near Railway Station, Vasai Road(W), Dist. Palghar, Pin. 401202

Internal Quality Assurance Cell

Action taken Report

Sr. No.	Observations		Action Taken
1	Quantitative Analysis	<ul style="list-style-type: none">All score in all the performance criteria is above the threshold value	<ul style="list-style-type: none">None
2	Qualitative Analysis	<ul style="list-style-type: none">There is a need to prioritize the enhancement of students' communication and soft skills.Transitioning from traditional teaching methods to hands-on sessions and game pedagogies is essential.Greater emphasis should be placed on skill-based learning and project-based learning.Providing industry-based internships would offer students valuable firsthand exposure to the industry.Organizing interactive sessions with alumni and industry experts regarding career opportunities and higher studies can be beneficial.Encouraging student participation in various project competitions is important.	<p>The action initiated for the academic year 2022-2023 is currently in progress and will be updated upon the conclusion of the academic year 2023-2024.</p>



Vidyavardhini's College of Engineering & Technology

K. T. Marg, Near Railway Station, Vasai Road(W), Dist. Palghar, Pin. 401202

Internal Quality Assurance Cell

		<ul style="list-style-type: none">• The absence of sitting/waiting areas outside labs, staff rooms, and classrooms, especially during submission seasons, is noticeable.	
--	--	--	--

Dr. Megha Trivedi
IQAC Coordinator

Dr. Vikas Gupta
Dean-Academics