



Student Satisfaction Survey (SSS) on overall institutional performance

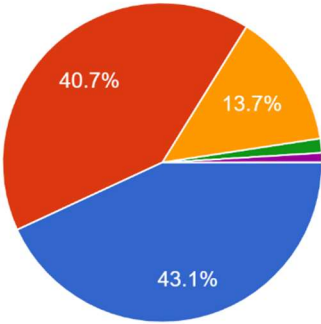
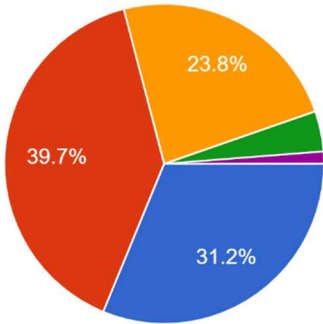
Google form Link: <https://forms.gle/GNHL2jAUMw2mz8XC6>

Number of students: 1448

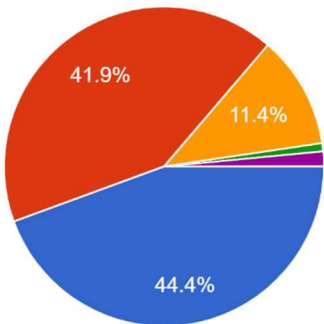
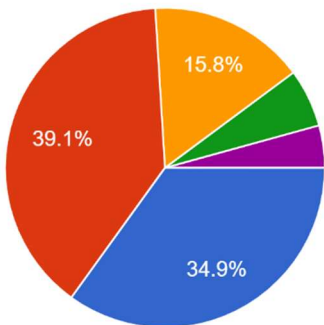
Response:

1	<p>How much of the syllabus was covered in the class?</p> <p>4 – 85 to 100% - 52.3%</p> <p>3 – 70 to 84% - 33.7%</p> <p>2 – 55 to 69% - 9.6%</p> <p>1 – 30 to 54% - 4%</p> <p>0 – Below 30% - 0.4%</p> <p>1) How much of the syllabus was covered in the class?</p> <p>1,448 responses</p> <p>4 – 85 to 100%</p> <p>3 – 70 to 84%</p> <p>2 – 55 to 69%</p> <p>1 – 30 to 54%</p> <p>0 – Below 30%</p>
2	<p>How well did the teachers prepare for the classes?</p> <p>4 – Thoroughly – 33.8%</p> <p>3 – Satisfactorily – 60.1%</p> <p>2 – Poorly – 4.6%</p> <p>1 – Indifferently – 1%</p> <p>0 – Won't teach at all – 0.5%</p> <p>2) How well did the teachers prepare for the classes?</p> <p>1,448 responses</p> <p>4 – Thoroughly</p> <p>3 – Satisfactorily</p> <p>2 – Poorly</p> <p>1 – Indifferently</p> <p>0 – Won't teach at all</p>

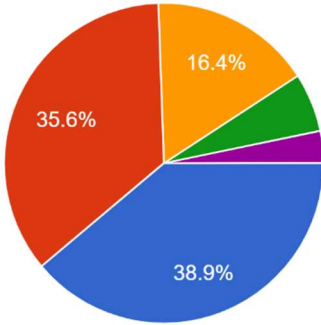
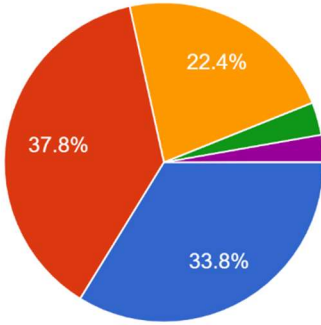


3	<p>How well were the teachers able to communicate?</p> <p>4 – Always effective – 43.1%</p> <p>3 – Sometimes effective – 40.7%</p> <p>2 – Just satisfactorily – 13.7%</p> <p>1 – Generally ineffective -1.5%</p> <p>0 – Very poor communication – 1%</p> <p>3) How well were the teachers able to communicate?</p> <p>1,448 responses</p>  <p>4 – Always effective 3 – Sometimes effective 2 – Just satisfactorily 1 – Generally ineffective 0 – Very poor communication</p>
4	<p>The teacher's approach to teaching can best be described as</p> <p>4 – Excellent – 31.2%</p> <p>3 – Very good -39.7%</p> <p>2 – Good -23.8%</p> <p>1 – Fair -4.1%</p> <p>0 – Poor -1.2%</p> <p>4) The teacher's approach to teaching can best be described as</p> <p>1,448 responses</p>  <p>4 – Excellent 3 – Very good 2 – Good 1 – Fair 0 – Poor</p>

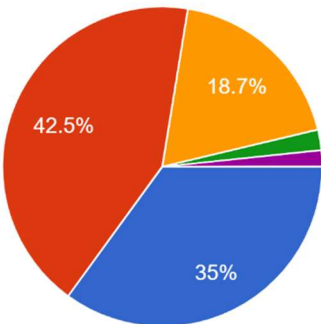
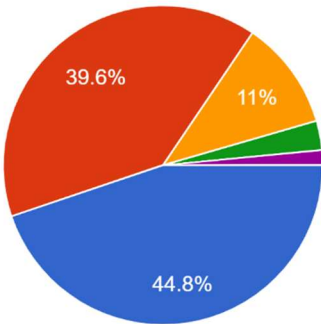


5	<p>Fairness of the internal evaluation process by the teachers.</p> <p>4 – Always fair – 44.4%</p> <p>3 – Usually fair – 41.9%</p> <p>2 – Sometimes unfair – 11.4%</p> <p>1 – Usually unfair–0.8%</p> <p>0 – Unfair–1.5%</p> <p>5) Fairness of the internal evaluation process by the teachers.</p> <p>1,448 responses</p>  <p>4 – Always fair 3 – Usually fair 2 – Sometimes unfair 1 – Usually unfair 0 – Unfair</p>
6	<p>Was your performance in assignments discussed with you?</p> <p>4 – Every time – 39.4%</p> <p>3 – Usually – 39.1%</p> <p>2 – Occasionally/Sometimes – 15.8%</p> <p>1 – Rarely–5.9%</p> <p>0 – Never–4.3%</p> <p>6) Was your performance in assignments discussed with you?</p> <p>1,448 responses</p>  <p>4 – Every time 3 – Usually 2 – Occasionally/Sometimes 1 – Rarely 0 – Never</p>

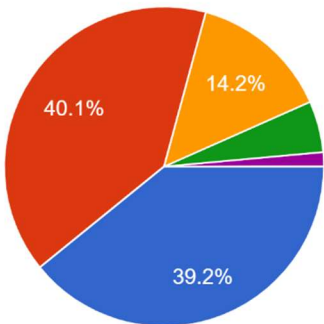
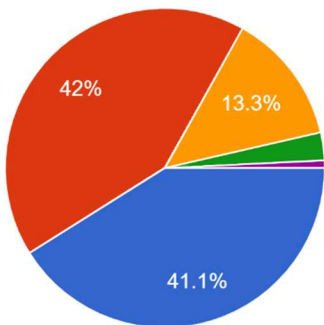


7	<p>The institute takes active interest in promoting internship, student exchange, field visit opportunities for students.</p> <p>4 – Regularly – 38.9%</p> <p>3 – Often – 35.6%</p> <p>2 – Sometimes – 16.4%</p> <p>1 – Rarely – 5.9%</p> <p>0 – Never – 3.2%</p> <p>7) The institute takes active interest in promoting internship, student exchange, field visit opportunities for students.</p> <p>1,448 responses</p>  <p>4 – Regularly 3 – Often 2 – Sometimes 1 – Rarely 0 – Never</p>
8	<p>The teaching and mentoring process in your institution facilitates you in cognitive, social and emotional growth.</p> <p>4 – Significantly – 33.8%</p> <p>3 – Very well – 37.8%</p> <p>2 – Moderately – 22.4%</p> <p>1 – Marginally – 3.3%</p> <p>0 – Not at all – 2.8%</p> <p>8) The teaching and mentoring process in your institution facilitates you in cognitive, social and emotional growth.</p> <p>1,448 responses</p>  <p>4 – Significantly 3 – Very well 2 – Moderately 1 – Marginally 0 – Not at all</p>

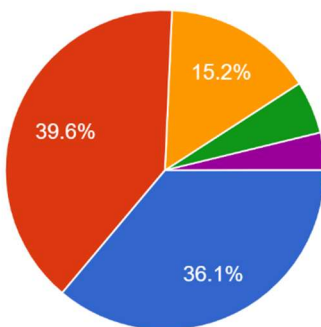
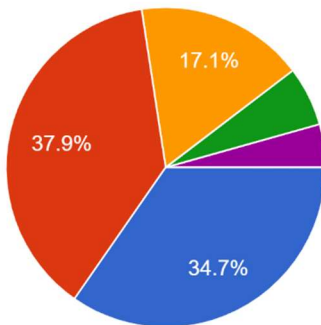


9	<p>The institution provides multiple opportunities to learn and grow.</p> <p>4 – Strongly agree – 35%</p> <p>3 – Agree – 42.8%</p> <p>2 – Neutral- 18.7%</p> <p>1 – Disagree – 2.1%</p> <p>0 – Strongly disagree–1.7%</p> <p>9) The institution provides multiple opportunities to learn and grow.</p> <p>1,448 responses</p>  <p>4 – Strongly agree 3 – Agree 2 – Neutral 1 – Disagree 0 – Strongly disagree</p>
10	<p>Teachers inform you about your expected competencies, course outcomes and programme outcomes.</p> <p>4 – Every time – 44.8%</p> <p>3 – Usually – 39.6%</p> <p>2 – Occasionally/Sometimes – 11%</p> <p>1 – Rarely – 3%</p> <p>0 – Never – 1.5%</p> <p>10) Teachers inform you about your expected competencies, course outcomes and programme outcomes.</p> <p>1,448 responses</p>  <p>4 – Every time 3 – Usually 2 – Occasionally/Sometimes 1 – Rarely 0 – Never</p>

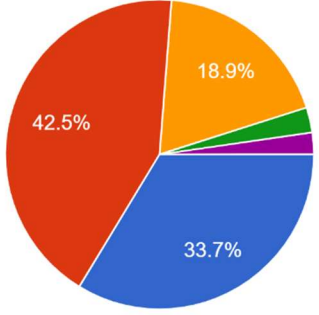
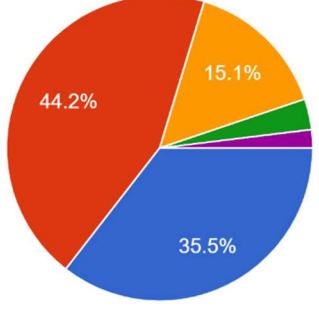


1	<p>Your mentor does a necessary follow-up with an assigned task to you.</p> <p>4 – Every time – 39.2%</p> <p>3 – Usually – 40.1%</p> <p>2 – Occasionally/Sometimes – 14.2%</p> <p>1 – Rarely- 5.2%</p> <p>0 – I don't have a mentor–1.5%</p> <p>11) Your mentor does a necessary follow-up with an assigned task to you.</p> <p>1,448 responses</p>  <p>4 – Every time 3 – Usually 2 – Occasionally/Sometimes 1 – Rarely 0 – I don't have a mentor</p>
1 2	<p>The teachers illustrate the concepts through examples and applications.</p> <p>4 – Every time – 41.1%</p> <p>3 – Usually – 42%</p> <p>2 – Occasionally/Sometimes – 13.3%</p> <p>1 – Rarely – 2.8%</p> <p>0 – Never–0.8%</p> <p>12) The teachers illustrate the concepts through examples and applications.</p> <p>1,448 responses</p>  <p>4 – Every time 3 – Usually 2 – Occasionally/Sometimes 1 – Rarely 0 – Never</p>

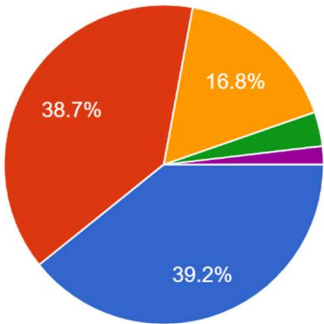
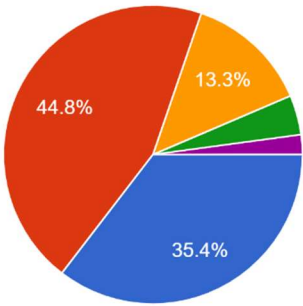


1 3	<p>The teachers identify your strengths and encourage you with providing right level of challenges.</p> <p>4 – Fully – 36.1% 3 – Reasonably – 39.6% 2 – Partially – 15.2% 1 – Slightly – 5.3% 0 – Unable to – 3.8%</p> <p>13) The teachers identify your strengths and encourage you with providing right level of challenges. 1,448 responses</p>  <p>● 4 – Fully ● 3 – Reasonably ● 2 – Partially ● 1 – Slightly ● 0 – Unable to</p>
1 4	<p>Teachers are able to identify your weaknesses and help you to overcome them.</p> <p>4 – Every time – 34.7% 3 – Usually – 37.9% 2 – Occasionally/Sometimes – 17.1% 1 – Rarely – 6% 0 – Never – 4.4%</p> <p>14) Teachers are able to identify your weaknesses and help you to overcome them. 1,448 responses</p>  <p>● 4 – Every time ● 3 – Usually ● 2 – Occasionally/Sometimes ● 1 – Rarely ● 0 – Never</p>



1 5	<p>The institution makes effort to engage students in the monitoring, review and continuous quality improvement of the teaching learning process.</p> <p>4 – Strongly agree – 33.7% 3 – Agree – 42.5% 2 – Neutral – 18.9% 1 – Disagree – 2.6% 0 – Strongly disagree – 2.3%</p> <p>15) The institution makes effort to engage students in the monitoring, review and continuous quality improvement of the teaching learning process.</p> <p>1,448 responses</p>  <p>4 – Strongly agree 3 – Agree 2 – Neutral 1 – Disagree 0 – Strongly disagree</p>
1 6	<p>The institute/ teachers use student centric methods, such as experiential learning, participative learning and problem-solving methodologies for enhancing learning experiences.</p> <p>4 – To a great extent – 35.5% 3 – Moderate – 44.2% 2 – Somewhat – 15.1% 1 – Very little – 3.2% 0 – Not at all – 1.9%</p> <p>16) The institute/ teachers use student centric methods, such as experiential learning, participative learning and problem solving methodologies for enhancing learning experiences.</p> <p>1,448 responses</p>  <p>4 – To a great extent 3 – Moderate 2 – Some what 1 – Very little 0 – Not at all</p>



1 7	<p>Teachers encourage you to participate in extracurricular activities.</p> <p>4 – Strongly agree – 39.2% 3 – Agree – 38.7% 2 – Neutral – 16.8% 1 – Disagree – 3.5% 0 – Strongly disagree -1.9%</p> <p>17) Teachers encourage you to participate in extracurricular activities. 1,448 responses</p>  <p>4 – Strongly agree 3 – Agree 2 – Neutral 1 – Disagree 0 – Strongly disagree</p>
1 8	<p>Efforts are made by the institute/ teachers to inculcate soft skills, life skills and employability skills to make you ready for the world of work.</p> <p>4 – To a great extent – 35.4% 3 – Moderate – 44.8% 2 – Some what – 13.3% 1 – Very little – 4.3% 0 – Not at all–2.1%</p> <p>18) Efforts are made by the institute/ teachers to inculcate soft skills, life skills and employability skills to make you ready for the world of work. 1,448 responses</p>  <p>4 – To a great extent 3 – Moderate 2 – Some what 1 – Very little 0 – Not at all</p>



19	<p>What percentage of teachers use ICT tools such as LCD projector, Multimedia, etc. while teaching.</p> <p>4 – Above 90% - 47%</p> <p>3 – 70 – 89% - 38.7%</p> <p>2 – 50 – 69% - 10.8%</p> <p>1 – 30 – 49% - 2.3%</p> <p>0 – Below 29% -1.2%</p> <p>19) What percentage of teachers use ICT tools such as LCD projector, Multimedia, etc. while teaching.</p> <p>1,448 responses</p> <table border="1"> <thead> <tr> <th>Response</th> <th>Percentage</th> </tr> </thead> <tbody> <tr> <td>4 – Above 90%</td> <td>47%</td> </tr> <tr> <td>3 – 70 – 89%</td> <td>38.7%</td> </tr> <tr> <td>2 – 50 – 69%</td> <td>10.8%</td> </tr> <tr> <td>1 – 30 – 49%</td> <td>2.3%</td> </tr> <tr> <td>0 – Below 29%</td> <td>1.2%</td> </tr> </tbody> </table>	Response	Percentage	4 – Above 90%	47%	3 – 70 – 89%	38.7%	2 – 50 – 69%	10.8%	1 – 30 – 49%	2.3%	0 – Below 29%	1.2%
Response	Percentage												
4 – Above 90%	47%												
3 – 70 – 89%	38.7%												
2 – 50 – 69%	10.8%												
1 – 30 – 49%	2.3%												
0 – Below 29%	1.2%												
20	<p>The overall quality of teaching-learning process in your institute is very good.</p> <p>4 – Strongly agree – 34%</p> <p>3 – Agree – 44.1%</p> <p>2 – Neutral – 18%</p> <p>1 – Disagree–2.1%</p> <p>0 – Strongly disagree–1.7%</p> <p>20)The overall quality of teaching-learning process in your institute is very good.</p> <p>1,448 responses</p> <table border="1"> <thead> <tr> <th>Response</th> <th>Percentage</th> </tr> </thead> <tbody> <tr> <td>4 – Strongly agree</td> <td>34%</td> </tr> <tr> <td>3 – Agree</td> <td>44.1%</td> </tr> <tr> <td>2 – Neutral</td> <td>18%</td> </tr> <tr> <td>1 – Disagree</td> <td>2.1%</td> </tr> <tr> <td>0 – Strongly disagree</td> <td>1.7%</td> </tr> </tbody> </table>	Response	Percentage	4 – Strongly agree	34%	3 – Agree	44.1%	2 – Neutral	18%	1 – Disagree	2.1%	0 – Strongly disagree	1.7%
Response	Percentage												
4 – Strongly agree	34%												
3 – Agree	44.1%												
2 – Neutral	18%												
1 – Disagree	2.1%												
0 – Strongly disagree	1.7%												
21	<p>Give three observation / suggestions to improve the overall teaching – learning experience in your institution.</p> <ul style="list-style-type: none"> • Include one free lecture in a day for extracurricular activities. • introducing more of visualise learning 												



- More field exposure.
- Increase in no. of activity-based learning.
- More software learning should be inculcated.
- For databook there should be locker provided to every student or Library should have more data books
- Multiple canteen needed
- Quizzes must be taken in class rather than online quizzes.
- Must emphasize on improvement of student's communication skills.
- All teachers should provide their own notes after lectures for reference.
- More new updated and online recorded lecture should be provided so that one can revise anytime from anywhere.
- Rather than handwritten files submission, we should be made to do audio submissions or presentations.
- Change from more traditional ways of teaching to hands on.
- Should prepare for soft skills like panel discussions and negotiation etiquettes in a company.
- Rather than handwritten files submission, we should be made to do audio submissions or presentations.
- More emphasis on skill-based learning and project-based learning.
- More emphasis on project-based learning
- Game pedagogies are interesting, provide more of them.
- Provide industry-based internships to get first hand industry exposure.
- Need more guidance for higher studies exams preparation
- Arrange interactive session with Alumni on career opportunities.
- Industrial problem statements may be given as assignment.
- Encourage Students to participate in various project Competitions
- No sitting/waiting area outside labs/staffroom/classrooms specially in submissions season
- Digitalising proper notes, to be more practical oriented or having a small project-oriented approach for a topic
- Conduct group activities for the students for role play, model making, assignments, projects, outdoor activities, etc.
- Need more hours of practice on experiments/practicals.