



Student Satisfaction Survey (SSS) on overall institutional performance

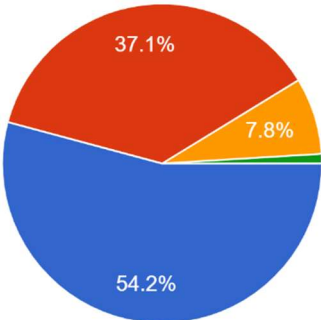
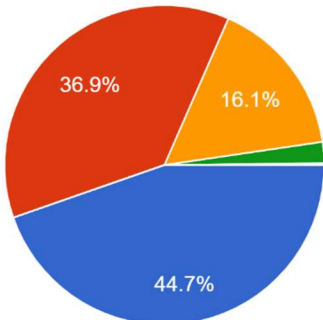
Google form Link: <https://forms.gle/rMFCYpBu296moxa58>

Number of students: 515

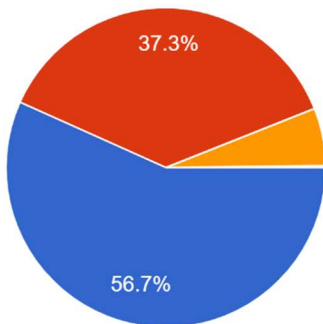
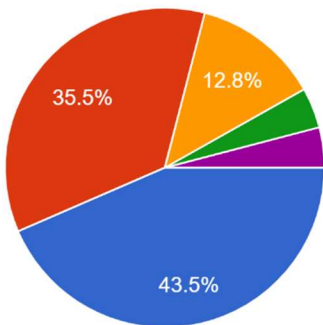
Response:

1	<p>How much of the syllabus was covered in the class?</p> <p>4 – 85 to 100% - 54%</p> <p>3 – 70 to 84% - 31.1%</p> <p>2 – 55 to 69% - 10.3%</p> <p>1 – 30 to 54% - 1.3%</p> <p>0 – Below 30% - 1.4%</p> <p>1) How much of the syllabus was covered in the class?</p> <p>515 responses</p> <p>4 – 85 to 100%</p> <p>3 – 70 to 84%</p> <p>2 – 55 to 69%</p> <p>1 – 30 to 54%</p> <p>0 – Below 30%</p>
2	<p>How well did the teachers prepare for the classes?</p> <p>4 – Thoroughly – 42.9%</p> <p>3 – Satisfactorily – 53.4%</p> <p>2 – Poorly – 3.1%</p> <p>1 – Indifferently – 0%</p> <p>0 – Won't teach at all – 0.2%</p> <p>2) How well did the teachers prepare for the classes?</p> <p>515 responses</p> <p>4 – Thoroughly</p> <p>3 – Satisfactorily</p> <p>2 – Poorly</p> <p>1 – Indifferently</p> <p>0 – Won't teach at all</p>

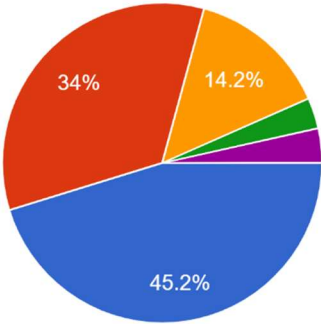
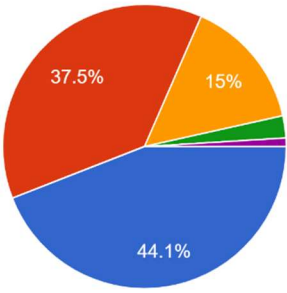


3	<p>How well were the teachers able to communicate?</p> <p>4 – Always effective – 54.2% 3 – Sometimes effective – 37.1% 2 – Just satisfactorily – 7.8% 1 – Generally ineffective -1% 0 – Very poor communication – 0%</p> <p>3) How well were the teachers able to communicate? 515 responses</p>  <p>4 – Always effective 3 – Sometimes effective 2 – Just satisfactorily 1 – Generally ineffective 0 – Very poor communication</p>
4	<p>The teacher's approach to teaching can best be described as</p> <p>4 – Excellent – 44.7% 3 – Very good -36.9% 2 – Good -16.1% 1 – Fair -2.1% 0 – Poor -0%</p> <p>4) The teacher's approach to teaching can best be described as 515 responses</p>  <p>4 – Excellent 3 – Very good 2 – Good 1 – Fair 0 – Poor</p>

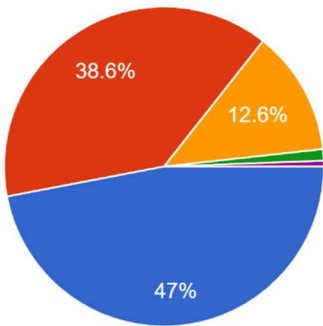
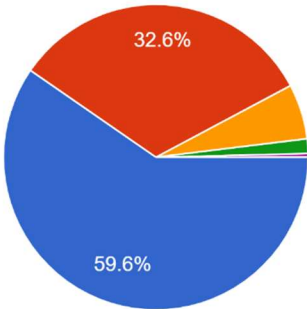


5	<p>Fairness of the internal evaluation process by the teachers.</p> <p>4 – Always fair – 56.7%</p> <p>3 – Usually fair – 37.3%</p> <p>2 – Sometimes unfair – 5.8%</p> <p>1 – Usually unfair–0%</p> <p>0 – Unfair–0%</p> <p>5) Fairness of the internal evaluation process by the teachers.</p> <p>515 responses</p>  <p>4 – Always fair 3 – Usually fair 2 – Sometimes unfair 1 – Usually unfair 0 – Unfair</p>
6	<p>Was your performance in assignments discussed with you?</p> <p>4 – Every time – 43.5%</p> <p>3 – Usually – 35.5%</p> <p>2 – Occasionally/Sometimes – 12.8%</p> <p>1 – Rarely–4.1%</p> <p>0 – Never–4.1%</p> <p>6) Was your performance in assignments discussed with you?</p> <p>515 responses</p>  <p>4 – Every time 3 – Usually 2 – Occasionally/Sometimes 1 – Rarely 0 – Never</p>



7	<p>The institute takes active interest in promoting internship, student exchange, field visit opportunities for students.</p> <p>4 – Regularly – 45.2%</p> <p>3 – Often – 34%</p> <p>2 – Sometimes – 14.2%</p> <p>1 – Rarely – 3.5%</p> <p>0 – Never – 3.1%</p> <p>7) The institute takes active interest in promoting internship, student exchange, field opportunities for students.</p> <p>515 responses</p>  <p>4 – Regularly 3 – Often 2 – Sometimes 1 – Rarely 0 – Never</p>
8	<p>The teaching and mentoring process in your institution facilitates you in cognitive, social and emotional growth.</p> <p>4 – Significantly – 44.1%</p> <p>3 – Very well – 37.5%</p> <p>2 – Moderately – 15%</p> <p>1 – Marginally – 2.5%</p> <p>0 – Not at all – 1%</p> <p>8) The teaching and mentoring process in your institution facilitates you in cognitive and emotional growth.</p> <p>515 responses</p>  <p>4 – Significantly 3 – Very well 2 – Moderately 1 – Marginally 0 – Not at all</p>

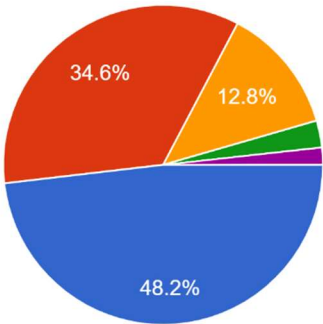
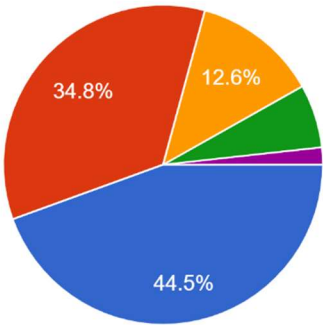


9	<p>The institution provides multiple opportunities to learn and grow.</p> <p>4 – Strongly agree – 47% 3 – Agree – 38.6% 2 – Neutral- 12.6% 1 – Disagree – 1.2% 0 – Strongly disagree–0.6%</p> <p>9) The institution provides multiple opportunities to learn and grow. 515 responses</p>  <p>4 – Strongly agree 3 – Agree 2 – Neutral 1 – Disagree 0 – Strongly disagree</p>
10	<p>Teachers inform you about your expected competencies, course outcomes and programme outcomes.</p> <p>4 – Every time – 59.6% 3 – Usually – 32.6% 2 – Occasionally/Sometimes – 5.8% 1 – Rarely – 1.6% 0 – Never – 0.4%</p> <p>10) Teachers inform you about your expected competencies, course outcomes and programme outcomes. 515 responses</p>  <p>4 – Every time 3 – Usually 2 – Occasionally/Sometimes 1 – Rarely 0 – Never</p>

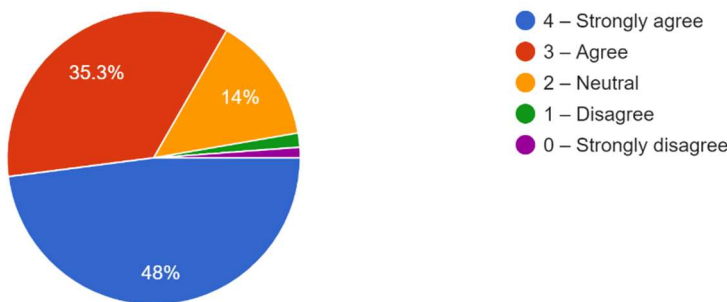
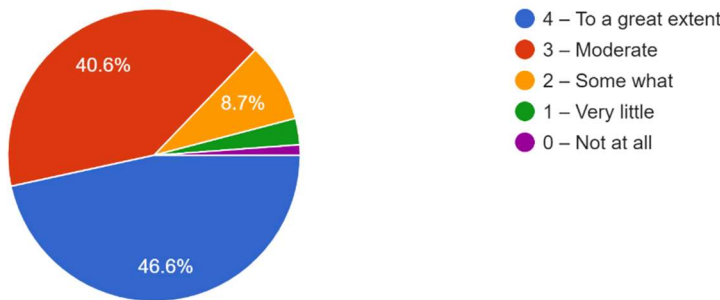


11	<p>Your mentor does a necessary follow-up with an assigned task to you.</p> <p>4 – Every time – 51.3%</p> <p>3 – Usually – 34.2%</p> <p>2 – Occasionally/Sometimes – 8.7%</p> <p>1 – Rarely- 4.1%</p> <p>0 – I don't have a mentor–1.7%</p> <p>11) Your mentor does a necessary follow-up with an assigned task to you.</p> <p>515 responses</p> <p>4 – Every time 3 – Usually 2 – Occasionally/Sometimes 1 – Rarely 0 – I don't have a mentor</p>
12	<p>The teachers illustrate the concepts through examples and applications.</p> <p>4 – Every time – 54.4%</p> <p>3 – Usually – 35%</p> <p>2 – Occasionally/Sometimes – 8.7%</p> <p>1 – Rarely – 1.7%</p> <p>0 – Never–0%</p> <p>12) The teachers illustrate the concepts through examples and applications.</p> <p>515 responses</p> <p>4 – Every time 3 – Usually 2 – Occasionally/Sometimes 1 – Rarely 0 – Never</p>

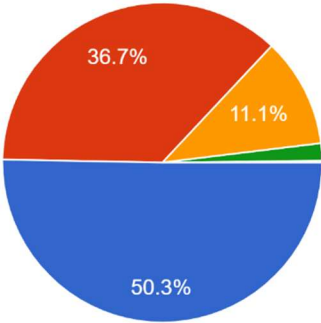
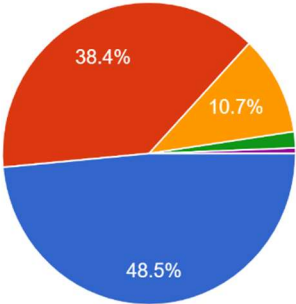


13	<p>The teachers identify your strengths and encourage you with providing right level of challenges.</p> <p>4 – Fully – 48.2% 3 – Reasonably – 34.6% 2 – Partially – 12.8% 1 – Slightly – 2.7% 0 – Unable to – 1.7%</p> <p>13) The teachers identify your strengths and encourage you with providing right level of 515 responses</p>  <p>4 – Fully 3 – Reasonably 2 – Partially 1 – Slightly 0 – Unable to</p>
14	<p>Teachers are able to identify your weaknesses and help you to overcome them.</p> <p>4 – Every time – 44.5% 3 – Usually – 34.8% 2 – Occasionally/Sometimes – 12.6% 1 – Rarely – 6.4% 0 – Never – 1.7%</p> <p>14) Teachers are able to identify your weaknesses and help you to overcome them. 515 responses</p>  <p>4 – Every time 3 – Usually 2 – Occasionally/Sometimes 1 – Rarely 0 – Never</p>

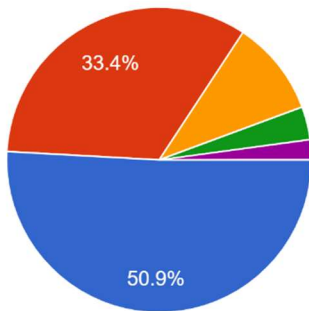
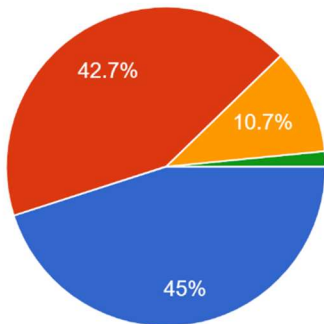


15	<p>The institution makes effort to engage students in the monitoring, review and continuous quality improvement of the teaching learning process.</p> <p>4 – Strongly agree – 48%</p> <p>3 – Agree – 35.3%</p> <p>2 – Neutral – 14%</p> <p>1 – Disagree – 1.6%</p> <p>0 – Strongly disagree–1.2%</p> <p>15) The institution makes effort to engage students in the monitoring, review and continuous quality improvement of the teaching learning process.</p> <p>515 responses</p>  <table><tr><td>4 – Strongly agree</td></tr><tr><td>3 – Agree</td></tr><tr><td>2 – Neutral</td></tr><tr><td>1 – Disagree</td></tr><tr><td>0 – Strongly disagree</td></tr></table>	4 – Strongly agree	3 – Agree	2 – Neutral	1 – Disagree	0 – Strongly disagree
4 – Strongly agree						
3 – Agree						
2 – Neutral						
1 – Disagree						
0 – Strongly disagree						
16	<p>The institute/ teachers use student centric methods, such as experiential learning, participative learning and problem-solving methodologies for enhancing learning experiences.</p> <p>4 – To a great extent – 46.6%</p> <p>3 – Moderate – 40.6%</p> <p>2 – Somewhat – 8.7%</p> <p>1 – Very little–2.9%</p> <p>0 – Not at all–1.2%</p> <p>16) The institute/ teachers use student centric methods, such as experiential learning, participative learning and problem solving methodologies for enhancing learning experiences.</p> <p>515 responses</p>  <table><tr><td>4 – To a great extent</td></tr><tr><td>3 – Moderate</td></tr><tr><td>2 – Some what</td></tr><tr><td>1 – Very little</td></tr><tr><td>0 – Not at all</td></tr></table>	4 – To a great extent	3 – Moderate	2 – Some what	1 – Very little	0 – Not at all
4 – To a great extent						
3 – Moderate						
2 – Some what						
1 – Very little						
0 – Not at all						



17	<p>Teachers encourage you to participate in extracurricular activities.</p> <p>4 – Strongly agree – 50.3%</p> <p>3 – Agree – 36.7%</p> <p>2 – Neutral – 11.1%</p> <p>1 – Disagree – 1.7%</p> <p>0 – Strongly disagree -0%</p> <p>17) Teachers encourage you to participate in extracurricular activities.</p> <p>515 responses</p>  <p>4 – Strongly agree 3 – Agree 2 – Neutral 1 – Disagree 0 – Strongly disagree</p>
18	<p>Efforts are made by the institute/ teachers to inculcate soft skills, life skills and employability skills to make you ready for the world of work.</p> <p>4 – To a great extent – 48.5%</p> <p>3 – Moderate – 38.4%</p> <p>2 – Some what – 10.7%</p> <p>1 – Very little – 1.7%</p> <p>0 – Not at all–0.6%</p> <p>18) Efforts are made by the institute/ teachers to inculcate soft skills, life skills and employability skills to make you ready for the world of work.</p> <p>515 responses</p>  <p>4 – To a great extent 3 – Moderate 2 – Some what 1 – Very little 0 – Not at all</p>



19	<p>What percentage of teachers use ICT tools such as LCD projector, Multimedia, etc. while teaching.</p> <p>4 – Above 90% - 50.9%</p> <p>3 – 70 – 89% - 33.4%</p> <p>2 – 50 – 69% - 10.1%</p> <p>1 – 30 – 49% - 3.5%</p> <p>0 – Below 29% -2.1%</p> <p>19) What percentage of teachers use ICT tools such as LCD projector, Multimedia, etc. while teaching.</p> <p>515 responses</p>  <table><tr><td>4 – Above 90%</td></tr><tr><td>3 – 70 – 89%</td></tr><tr><td>2 – 50 – 69%</td></tr><tr><td>1 – 30 – 49%</td></tr><tr><td>0 – Below 29%</td></tr></table>	4 – Above 90%	3 – 70 – 89%	2 – 50 – 69%	1 – 30 – 49%	0 – Below 29%
4 – Above 90%						
3 – 70 – 89%						
2 – 50 – 69%						
1 – 30 – 49%						
0 – Below 29%						
20	<p>The overall quality of teaching-learning process in your institute is very good.</p> <p>4 – Strongly agree – 45%</p> <p>3 – Agree – 42.7%</p> <p>2 – Neutral – 10.7%</p> <p>1 – Disagree–1.6%</p> <p>0 – Strongly disagree–0%</p> <p>20)The overall quality of teaching-learning process in your institute is very good.</p> <p>515 responses</p>  <table><tr><td>4 – Strongly agree</td></tr><tr><td>3 – Agree</td></tr><tr><td>2 – Neutral</td></tr><tr><td>1 – Disagree</td></tr><tr><td>0 – Strongly disagree</td></tr></table>	4 – Strongly agree	3 – Agree	2 – Neutral	1 – Disagree	0 – Strongly disagree
4 – Strongly agree						
3 – Agree						
2 – Neutral						
1 – Disagree						
0 – Strongly disagree						



21	<p>Give three observation / suggestions to improve the overall teaching – learning experience in your institution.</p> <ul style="list-style-type: none">• Quizzes in innovative way are the best• Offer online courses from various learning platforms• Increment in the range of Wifi.• Computer room for students to practice in their free lectures• Transforming the education pattern by including vocational courses and professional courses• Increased use of microphone for audibility• Give students access to labs during anytime• Sessions regarding improving soft skills
----	--