



Student Satisfaction Survey (SSS) on overall institutional performance

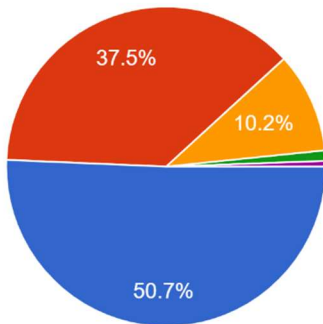
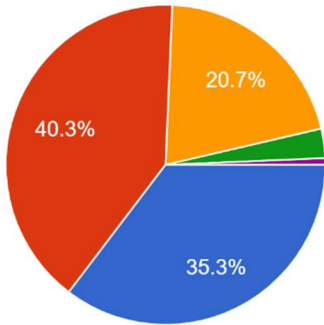
Google form Link: <https://forms.gle/qr6acxRT5eXMA5B86>

Number of students: 1044

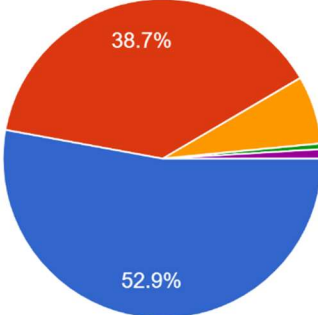
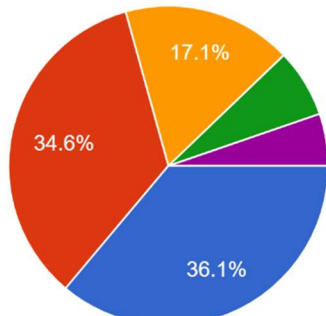
Response:

1	<p>How much of the syllabus was covered in the class?</p> <p>4 – 85 to 100% - 57.3%</p> <p>3 – 70 to 84% - 32.2%</p> <p>2 – 55 to 69% - 6.1%</p> <p>1 – 30 to 54% - 2.7%</p> <p>0 – Below 30% - 1.7%</p> <p>1) How much of the syllabus was covered in the class?</p> <p>1,044 responses</p> <p>4 – 85 to 100%</p> <p>3 – 70 to 84%</p> <p>2 – 55 to 69%</p> <p>1 – 30 to 54%</p> <p>0 – Below 30%</p>
2	<p>How well did the teachers prepare for the classes?</p> <p>4 – Thoroughly – 41.3%</p> <p>3 – Satisfactorily – 53.7%</p> <p>2 – Poorly – 4.2%</p> <p>1 – Indifferently – 0.3%</p> <p>0 – Won't teach at all – 0.3%</p> <p>2) How well did the teachers prepare for the classes?</p> <p>1,044 responses</p> <p>4 – Thoroughly</p> <p>3 – Satisfactorily</p> <p>2 – Poorly</p> <p>1 – Indifferently</p> <p>0 – Won't teach at all</p>

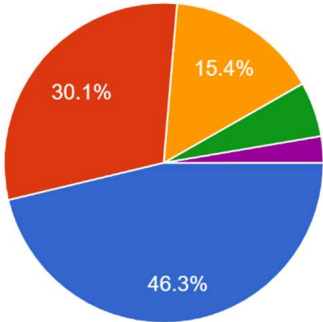
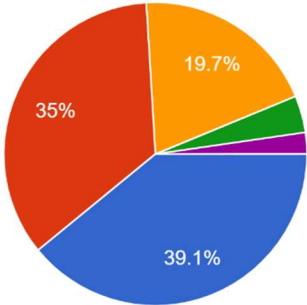


3	<p>How well were the teachers able to communicate?</p> <p>4 – Always effective – 50.7%</p> <p>3 – Sometimes effective – 37.5%</p> <p>2 – Just satisfactorily – 10.2%</p> <p>1 – Generally ineffective -1.1%</p> <p>0 – Very poor communication – 0.6%</p> <p>3) How well were the teachers able to communicate?</p> <p>1,044 responses</p>  <p>4 – Always effective 3 – Sometimes effective 2 – Just satisfactorily 1 – Generally ineffective 0 – Very poor communication</p>
4	<p>The teacher's approach to teaching can best be described as</p> <p>4 – Excellent – 35.3%</p> <p>3 – Very good -40.3%</p> <p>2 – Good -20.7%</p> <p>1 – Fair -3%</p> <p>0 – Poor -0.7%</p> <p>4) The teacher's approach to teaching can best be described as</p> <p>1,044 responses</p>  <p>4 – Excellent 3 – Very good 2 – Good 1 – Fair 0 – Poor</p>

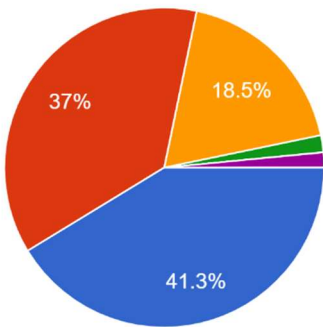
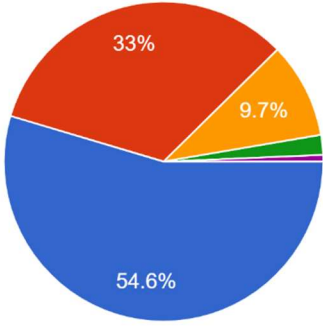


5	<p>Fairness of the internal evaluation process by the teachers.</p> <p>4 – Always fair – 52.9%</p> <p>3 – Usually fair – 38.7%</p> <p>2 – Sometimes unfair – 6.9%</p> <p>1 – Usually unfair – 0.6%</p> <p>0 – Unfair – 1 %</p> <p>5) Fairness of the internal evaluation process by the teachers.</p> <p>1,044 responses</p>  <p>4 – Always fair 3 – Usually fair 2 – Sometimes unfair 1 – Usually unfair 0 – Unfair</p>
6	<p>Was your performance in assignments discussed with you?</p> <p>4 – Every time – 36.1%</p> <p>3 – Usually – 34.6%</p> <p>2 – Occasionally/Sometimes – 17.1%</p> <p>1 – Rarely – 6.9%</p> <p>0 – Never – 5.3%</p> <p>6) Was your performance in assignments discussed with you?</p> <p>1,044 responses</p>  <p>4 – Every time 3 – Usually 2 – Occasionally/Sometimes 1 – Rarely 0 – Never</p>

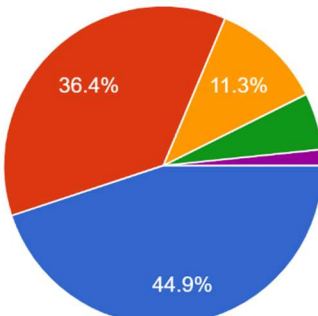
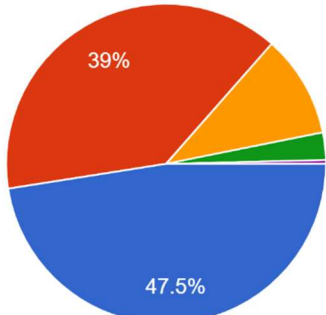


7	<p>The institute takes active interest in promoting internship, student exchange, field visit opportunities for students.</p> <p>4 – Regularly – 46.3%</p> <p>3 – Often – 30.1%</p> <p>2 – Sometimes – 15.4%</p> <p>1 – Rarely – 5.6%</p> <p>0 – Never – 2.7%</p> <p>7) The institute takes active interest in promoting internship, student exchange, field visit opportunities for students.</p> <p>1,044 responses</p>  <p>4 – Regularly 3 – Often 2 – Sometimes 1 – Rarely 0 – Never</p>
8	<p>The teaching and mentoring process in your institution facilitates you in cognitive, social and emotional growth.</p> <p>4 – Significantly – 33.8%</p> <p>3 – Very well – 37.8%</p> <p>2 – Moderately – 22.4%</p> <p>1 – Marginally – 3.9%</p> <p>0 – Not at all – 2.3%</p> <p>8) The teaching and mentoring process in your institution facilitates you in cognitive, social and emotional growth.</p> <p>1,044 responses</p>  <p>4 – Significantly 3 – Very well 2 – Moderately 1 – Marginally 0 – Not at all</p>

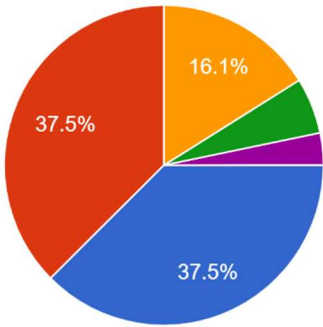
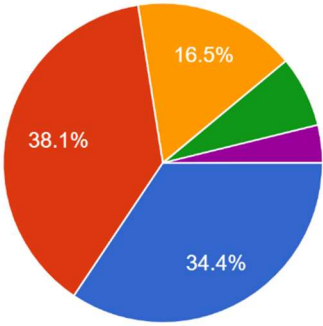


9	<p>The institution provides multiple opportunities to learn and grow.</p> <p>4 – Strongly agree – 41.3%</p> <p>3 – Agree – 37%</p> <p>2 – Neutral- 18.5%</p> <p>1 – Disagree – 1.7%</p> <p>0 – Strongly disagree–1.5%</p> <p>9) The institution provides multiple opportunities to learn and grow.</p> <p>1,044 responses</p>  <p>4 – Strongly agree 3 – Agree 2 – Neutral 1 – Disagree 0 – Strongly disagree</p>
10	<p>Teachers inform you about your expected competencies, course outcomes and programme outcomes.</p> <p>4 – Every time – 54.6%</p> <p>3 – Usually – 33%</p> <p>2 – Occasionally/Sometimes – 9.7%</p> <p>1 – Rarely – 2%</p> <p>0 – Never – 0.7%</p> <p>10) Teachers inform you about your expected competencies, course outcomes and programme outcomes.</p> <p>1,044 responses</p>  <p>4 – Every time 3 – Usually 2 – Occasionally/Sometimes 1 – Rarely 0 – Never</p>

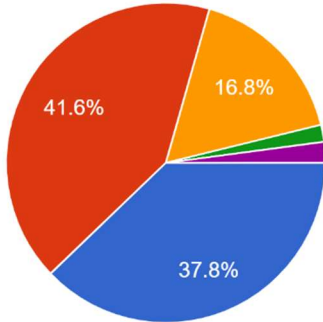
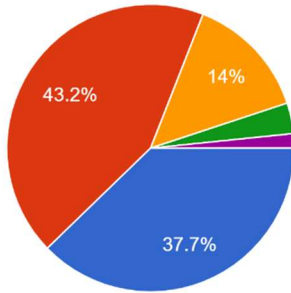


1 1	<p>Your mentor does a necessary follow-up with an assigned task to you.</p> <p>4 – Every time – 44.9% 3 – Usually – 36.4% 2 – Occasionally/Sometimes – 11.3% 1 – Rarely- 5.7% 0 – I don't have a mentor–1.6%</p> <p>11) Your mentor does a necessary follow-up with an assigned task to you. 1,044 responses</p>  <p>4 – Every time 3 – Usually 2 – Occasionally/Sometimes 1 – Rarely 0 – I don't have a mentor</p>
1 2	<p>The teachers illustrate the concepts through examples and applications.</p> <p>4 – Every time – 47.5% 3 – Usually – 39% 2 – Occasionally/Sometimes – 10.3% 1 – Rarely – 2.8% 0 – Never–0.4%</p> <p>12) The teachers illustrate the concepts through examples and applications. 1,044 responses</p>  <p>4 – Every time 3 – Usually 2 – Occasionally/Sometimes 1 – Rarely 0 – Never</p>

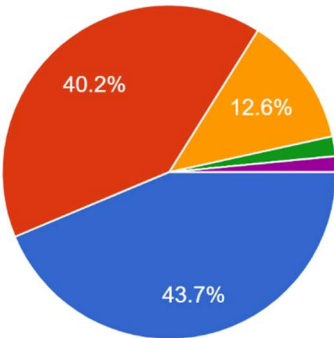
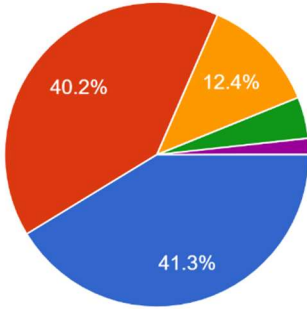


1 3	<p>The teachers identify your strengths and encourage you with providing right level of challenges.</p> <p>4 – Fully – 37.5% 3 – Reasonably – 37.5% 2 – Partially – 16.1% 1 – Slightly – 5.7% 0 – Unable to – 3.3%</p> <p>13) The teachers identify your strengths and encourage you with providing right level of challenges. 1,044 responses</p>  <p>4 – Fully 3 – Reasonably 2 – Partially 1 – Slightly 0 – Unable to</p>
1 4	<p>Teachers are able to identify your weaknesses and help you to overcome them.</p> <p>4 – Every time – 34.4% 3 – Usually – 38.1% 2 – Occasionally/Sometimes – 16.5% 1 – Rarely – 7.2% 0 – Never – 3.8%</p> <p>14) Teachers are able to identify your weaknesses and help you to overcome them. 1,044 responses</p>  <p>4 – Every time 3 – Usually 2 – Occasionally/Sometimes 1 – Rarely 0 – Never</p>

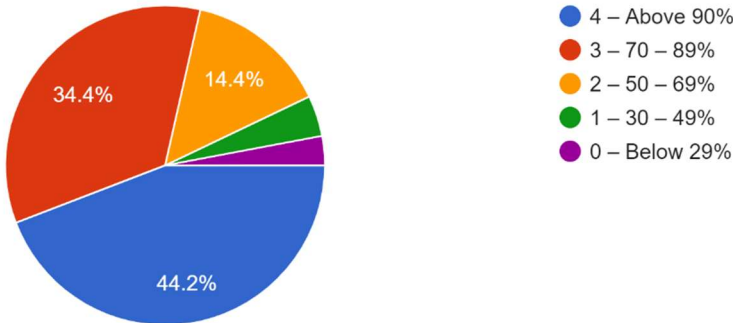
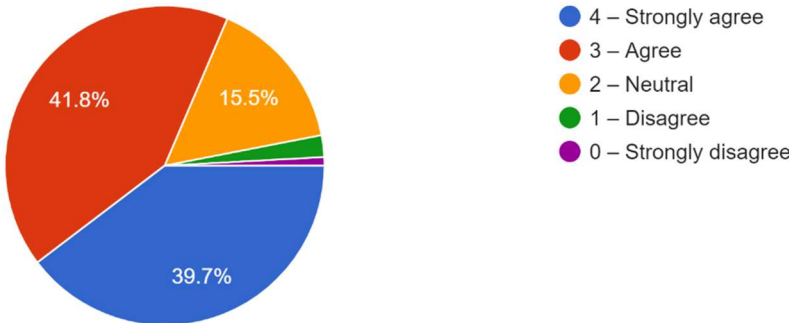


1 5	<p>The institution makes effort to engage students in the monitoring, review and continuous quality improvement of the teaching learning process.</p> <p>4 – Strongly agree – 37.8%</p> <p>3 – Agree – 41.6%</p> <p>2 – Neutral – 16.8%</p> <p>1 – Disagree – 1.7%</p> <p>0 – Strongly disagree – 2.1%</p> <p>15) The institution makes effort to engage students in the monitoring, review and continuous quality improvement of the teaching learning process.</p> <p>1,044 responses</p>  <p>4 – Strongly agree 3 – Agree 2 – Neutral 1 – Disagree 0 – Strongly disagree</p>
1 6	<p>The institute/ teachers use student centric methods, such as experiential learning, participative learning and problem-solving methodologies for enhancing learning experiences.</p> <p>4 – To a great extent – 37.7%</p> <p>3 – Moderate – 43.2%</p> <p>2 – Somewhat – 14%</p> <p>1 – Very little – 3.4%</p> <p>0 – Not at all – 1.6%</p> <p>16) The institute/ teachers use student centric methods, such as experiential learning, participative learning and problem solving methodologies for enhancing learning experiences.</p> <p>1,044 responses</p>  <p>4 – To a great extent 3 – Moderate 2 – Somewhat 1 – Very little 0 – Not at all</p>



1 7	<p>Teachers encourage you to participate in extracurricular activities.</p> <p>4 – Strongly agree – 43.7% 3 – Agree – 40.2% 2 – Neutral – 12.6% 1 – Disagree – 1.9% 0 – Strongly disagree – 1.5%</p> <p>17) Teachers encourage you to participate in extracurricular activities. 1,044 responses</p>  <p>4 – Strongly agree 3 – Agree 2 – Neutral 1 – Disagree 0 – Strongly disagree</p>
1 8	<p>Efforts are made by the institute/ teachers to inculcate soft skills, life skills and employability skills to make you ready for the world of work.</p> <p>4 – To a great extent – 41.3% 3 – Moderate – 40.2% 2 – Some what – 12.4% 1 – Very little – 4.4% 0 – Not at all – 1.7%</p> <p>18) Efforts are made by the institute/ teachers to inculcate soft skills, life skills and employability skills to make you ready for the world of work. 1,044 responses</p>  <p>4 – To a great extent 3 – Moderate 2 – Some what 1 – Very little 0 – Not at all</p>



19	<p>What percentage of teachers use ICT tools such as LCD projector, Multimedia, etc. while teaching.</p> <p>4 – Above 90% - 44.2%</p> <p>3 – 70 – 89% - 34.4%</p> <p>2 – 50 – 69% - 14.4%</p> <p>1 – 30 – 49% - 4.1%</p> <p>0 – Below 29% -3%</p> <p>19) What percentage of teachers use ICT tools such as LCD projector, Multimedia, etc. while teaching.</p> <p>1,044 responses</p>  <table><tr><td>4 – Above 90%</td></tr><tr><td>3 – 70 – 89%</td></tr><tr><td>2 – 50 – 69%</td></tr><tr><td>1 – 30 – 49%</td></tr><tr><td>0 – Below 29%</td></tr></table>	4 – Above 90%	3 – 70 – 89%	2 – 50 – 69%	1 – 30 – 49%	0 – Below 29%
4 – Above 90%						
3 – 70 – 89%						
2 – 50 – 69%						
1 – 30 – 49%						
0 – Below 29%						
20	<p>The overall quality of teaching-learning process in your institute is very good.</p> <p>4 – Strongly agree – 39.7%</p> <p>3 – Agree – 41.8%</p> <p>2 – Neutral – 15.5%</p> <p>1 – Disagree–2.2%</p> <p>0 – Strongly disagree–0.9%</p> <p>20)The overall quality of teaching-learning process in your institute is very good.</p> <p>1,044 responses</p>  <table><tr><td>4 – Strongly agree</td></tr><tr><td>3 – Agree</td></tr><tr><td>2 – Neutral</td></tr><tr><td>1 – Disagree</td></tr><tr><td>0 – Strongly disagree</td></tr></table>	4 – Strongly agree	3 – Agree	2 – Neutral	1 – Disagree	0 – Strongly disagree
4 – Strongly agree						
3 – Agree						
2 – Neutral						
1 – Disagree						
0 – Strongly disagree						



2 1	<p>Give three observation / suggestions to improve the overall teaching – learning experience in your institution.</p> <ul style="list-style-type: none">• Focus on how practical will perform online.• Promote more and more internships• Use better graphics and visual media to engage students well• Try to conduct the course or internship program on the basis of latest technologies evolution.• Do teach practical aspect about technology• Do arrange project showcase event where students can show their skills• Improvement in E-learning• Encourage active and practical learning• Can arrange competitive programming workshops• Assigning assignments in terms of some practical task instead of write-ups.• Explaining concepts with the help of animated videos, for better understanding• Assigning mini-projects at the time of teaching the same module, for actually understanding the process• Motivate for the research-based projects, to study a particular topic in depth and having discussions rather than question/answer session.• Educate students so that they are employable or ready to do a small startup• Design syllabus according to markets need i.e. more practical basis• Take students to industrial visits on a regular basis and try to provide students with internship opportunities on campus.• ERP system can be improved• Help students create clear educational and career plans• Increase Internships & Placements in core companies• More skill-based learning• More approach practical and industry related studies• Well scheduled assignment timings• Video quality and sound quality should b improve using better mic and web cam• ERP system should be made more convenient and till then we cannot use erp for joining every lecture and practical should often be conducted were teacher shows first the presentation on how to do it.
--------	--