



Student Satisfaction Survey (SSS) on overall institutional performance

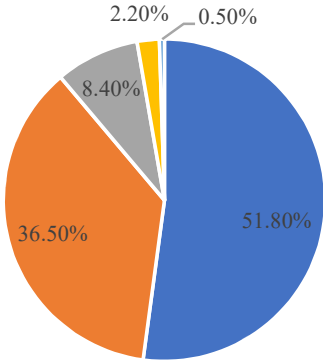
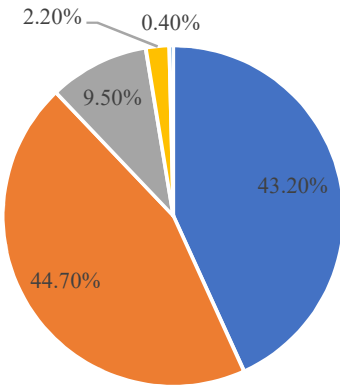
Google form Link: <https://forms.gle/VGp2VrbPSxXqW9FW7>

Number of students: 1143

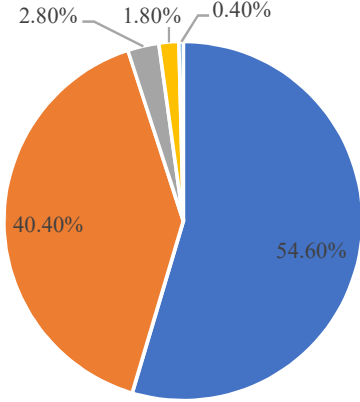
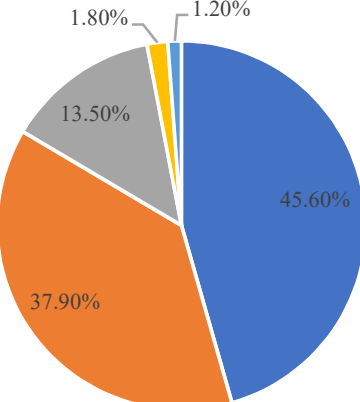
Response:

1	<p>How much of the syllabus was covered in the class?</p> <p>4 – 85 to 100% - 78%</p> <p>3 – 70 to 84% - 16.2%</p> <p>2 – 55 to 69% - 3.5%</p> <p>1 – 30 to 54% - 2%</p> <p>0 – Below 30% - 0.3%</p>	<p>How much of the syllabus was covered in the class?</p> <p>■ 85 to 100% ■ 70 to 84% ■ 55 to 69% ■ 30 to 54% ■ Below 30%</p>
2	<p>How well did the teachers prepare for the classes?</p> <p>4 – Thoroughly – 51.7%</p> <p>3 – Satisfactorily – 41.6%</p> <p>2 – Poorly – 3.8%</p> <p>1 – Indifferently – 2.5%</p> <p>0 – Won't teach at all – 0.4%</p>	<p>How well did the teachers prepare for the classes?</p> <p>■ Thoroughly ■ Satisfactorily ■ Poorly ■ Indifferently ■ Won't teach at all</p>



3	<p>How well were the teachers able to communicate?</p> <p>4 – Always effective – 51.8%</p> <p>3 – Sometimes effective – 36.5%</p> <p>2 – Just satisfactorily – 8.4%</p> <p>1 – Generally ineffective -2.2%</p> <p>0 – Very poor communication – 0.5%</p>	<p>How well were the teachers able to communicate?</p>  <p>■ Always effective ■ Sometimes effective</p> <p>■ Just satisfactorily ■ Generally ineffective</p> <p>■ Very poor communication</p>
4	<p>The teacher's approach to teaching can best be described as</p> <p>4 – Excellent – 43.2%</p> <p>3 – Very good -44.7%</p> <p>2 – Good -9.5%</p> <p>1 – Fair -2.2%</p> <p>0 – Poor -0.4%</p>	<p>The teacher's approach to teaching can best be described as</p>  <p>■ Excellent ■ Very good ■ Good ■ Fair ■ Poor</p>

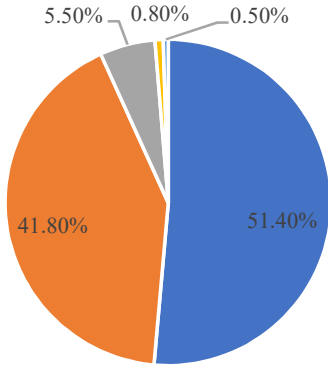
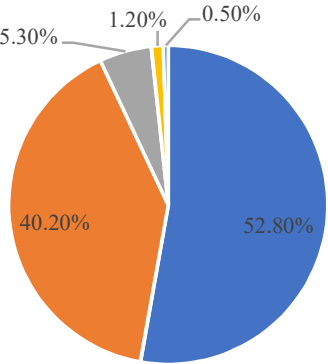


5	<p>Fairness of the internal evaluation process by the teachers.</p> <p>4 – Always fair – 54.6%</p> <p>3 – Usually fair – 40.4%</p> <p>2 – Sometimes unfair – 2.8%</p> <p>1 – Usually unfair – 1.8%</p> <p>0 – Unfair – 0.4%</p>	<p>Fairness of the internal evaluation process by the teachers.</p>  <p>■ Always fair ■ Usually fair ■ Sometimes unfair ■ Usually unfair ■ Unfair</p>
6	<p>Was your performance in assignments discussed with you?</p> <p>4 – Every time – 45.6%</p> <p>3 – Usually – 37.9%</p> <p>2 – Occasionally/Sometimes – 13.5%</p> <p>1 – Rarely – 1.8%</p> <p>0 – Never – 1.2%</p>	<p>Was your performance in assignments discussed with you?</p>  <p>■ Every time ■ Usually ■ Occasionally/Sometimes ■ Rarely ■ Never</p>

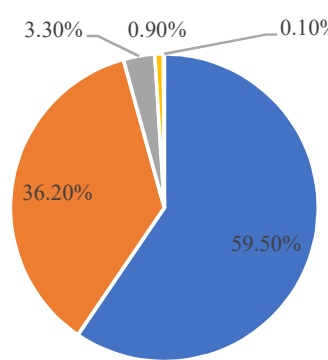
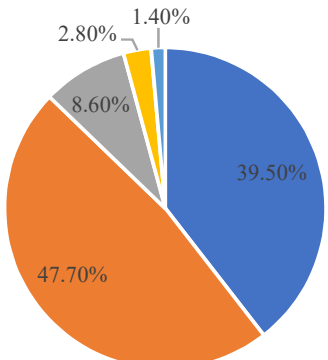


7	<p>The institute takes active interest in promoting internship, student exchange, field visit opportunities for students.</p> <p>4 – Regularly – 52.3%</p> <p>3 – Often – 39.8%</p> <p>2 – Sometimes – 5.5%</p> <p>1 – Rarely – 2%</p> <p>0 – Never – 0.4%</p>	<p>The institute takes active interest in promoting internship, student exchange, field visit opportunities for students.</p> <p>■ Regularly ■ Often ■ Sometimes ■ Rarely ■ Never</p>
8	<p>The teaching and mentoring process in your institution facilitates you in cognitive, social and emotional growth.</p> <p>4 – Significantly – 49.8%</p> <p>3 – Very well – 39.5%</p> <p>2 – Moderately – 9.3%</p> <p>1 – Marginally – 1.2%</p> <p>0 – Not at all – 0.2%</p>	<p>The teaching and mentoring process in your institution facilitates you in cognitive, social and emotional growth.</p> <p>■ Significantly ■ Very well ■ Moderately ■ Marginally ■ Not at all</p>

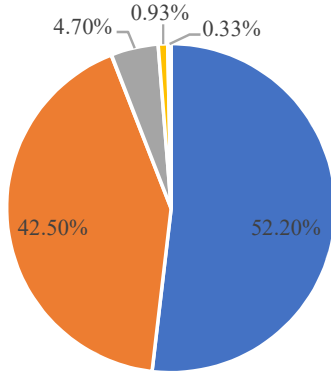
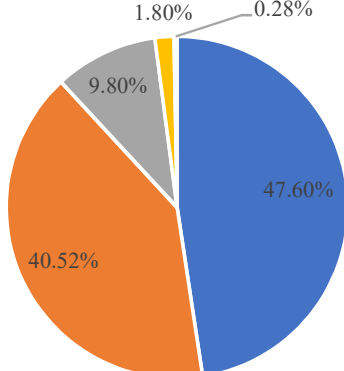


9	<p>The institution provides multiple opportunities to learn and grow.</p> <p>4 – Strongly agree – 51.4%</p> <p>3 – Agree – 41.8%</p> <p>2 – Neutral- 5.5%</p> <p>1 – Disagree – 0.8%</p> <p>0 – Strongly disagree–0.5%</p>	<p>The institution provides multiple opportunities to learn and grow.</p>  <p>■ Strongly agree ■ Agree ■ Neutral ■ Disagree ■ Strongly disagree</p>
10	<p>Teachers inform you about your expected competencies, course outcomes and programme outcomes.</p> <p>4 – Every time – 52.8%</p> <p>3 – Usually – 40.2%</p> <p>2 – Occasionally/Sometimes – 5.3%</p> <p>1 – Rarely – 1.2%</p> <p>0 – Never – 0.5%</p>	<p>Teachers inform you about your expected competencies, course outcomes and programme outcomes.</p>  <p>■ Every time ■ Usually ■ Occasionally/Sometimes ■ Rarely ■ Never</p>

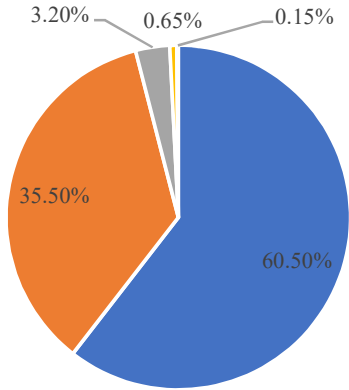
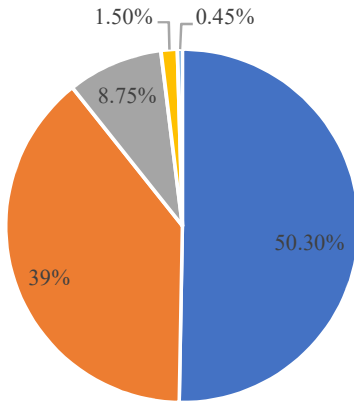


11	<p>Your mentor does a necessary follow-up with an assigned task to you.</p> <p>4 – Every time – 59.5%</p> <p>3 – Usually – 36.2%</p> <p>2 – Occasionally/Sometimes – 3.3%</p> <p>1 – Rarely- 0.9%</p> <p>0 – I don't have a mentor– 0.1%</p>	<p>Your mentor does a necessary follow-up with an assigned task to you.</p>  <p>■ Every time ■ Usually ■ Occasionally/Sometimes ■ Rarely ■ I don't have a mentor</p>
12	<p>The teachers illustrate the concepts through examples and applications.</p> <p>4 – Every time – 39.5%</p> <p>3 – Usually – 47.7%</p> <p>2 – Occasionally/Sometimes – 8.6%</p> <p>1 – Rarely – 2.8%</p> <p>0 – Never–1.4%</p>	<p>The teachers illustrate the concepts through examples and applications.</p>  <p>■ Every time ■ Usually ■ Occasionally/Sometimes ■ Rarely ■ Never</p>

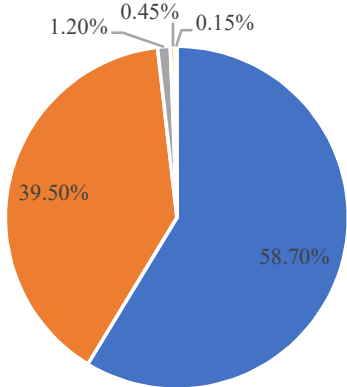
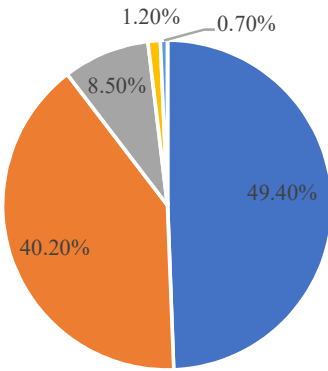


13	<p>The teachers identify your strengths and encourage you with providing right level of challenges.</p> <p>4 – Fully – 52.2%</p> <p>3 – Reasonably – 42.5%</p> <p>2 – Partially – 4.7%</p> <p>1 – Slightly – 0.93%</p> <p>0 – Unable to – 0.33%</p>	<p>The teachers identify your strengths and encourage you with providing right level of challenges.</p>  <p>■ Fully ■ Reasonably ■ Partially ■ Slightly ■ Unable to</p>
14	<p>Teachers are able to identify your weaknesses and help you to overcome them.</p> <p>4 – Every time – 47.6%</p> <p>3 – Usually – 40.52%</p> <p>2 – Occasionally/Sometimes – 9.8%</p> <p>1 – Rarely – 1.8%</p> <p>0 – Never - 0.28%</p>	<p>Teachers are able to identify your weaknesses and help you to overcome them.</p>  <p>■ Every time ■ Usually ■ Occasionally/Sometimes ■ Rarely ■ Never</p>



15	<p>The institution makes effort to engage students in the monitoring, review and continuous quality improvement of the teaching learning process.</p> <p>4 – Strongly agree – 60.5%</p> <p>3 – Agree – 35.5%</p> <p>2 – Neutral – 3.2%</p> <p>1 – Disagree – 0.65%</p> <p>0 – Strongly disagree–0.15%</p>	<p>The institution makes effort to engage students in the monitoring, review and continuous quality improvement of the teaching learning process.</p>  <p>■ Strongly agree ■ Agree ■ Neutral ■ Disagree ■ Strongly disagree</p>
16	<p>The institute/ teachers use student centric methods, such as experiential learning, participative learning and problem-solving methodologies for enhancing learning experiences.</p> <p>4 – To a great extent – 50.3%</p> <p>3 – Moderate – 39%</p> <p>2 – Somewhat – 8.75%</p> <p>1 – Very little–1.5%</p> <p>0 – Not at all–0.45%</p>	<p>The institute/ teachers use student centric methods, such as experiential learning, participative learning and problem-solving methodologies for enhancing learning experiences.</p>  <p>■ To a great extent ■ Moderate ■ Somewhat ■ Very little ■ Not at all</p>



17	<p>Teachers encourage you to participate in extracurricular activities.</p> <p>4 – Strongly agree – 58.7%</p> <p>3 – Agree – 39.5%</p> <p>2 – Neutral – 1.2%</p> <p>1 – Disagree – 0.45%</p> <p>0 – Strongly disagree -0.15%</p>	<p>Teachers encourage you to participate in extracurricular activities.</p>  <p>■ Strongly agree ■ Agree ■ Neutral ■ Disagree ■ Strongly disagree</p>
18	<p>Efforts are made by the institute/ teachers to inculcate soft skills, life skills and employability skills to make you ready for the world of work.</p> <p>4 – To a great extent – 49.4%</p> <p>3 – Moderate – 40.2%</p> <p>2 – Some what – 8.5%</p> <p>1 – Very little – 1.2%</p> <p>0 – Not at all–0.7%</p>	<p>Efforts are made by the institute/ teachers to inculcate soft skills, life skills and employability skills to make you ready for the world of work.</p>  <p>■ To a great extent ■ Moderate ■ Some what ■ Very little ■ Not at all</p>



19	<p>What percentage of teachers use ICT tools such as LCD projector, Multimedia, etc. while teaching.</p> <p>4 – Above 90% - 73.5%</p> <p>3 – 70 – 89% - 22%</p> <p>2 – 50 – 69% - 3.55%</p> <p>1 – 30 – 49% - 0.8%</p> <p>0 – Below 29% - 0.15%</p>	<p>What percentage of teachers use ICT tools such as LCD projector, Multimedia, etc. while teaching.</p> <p>■ Above 90% ■ 70 – 89% ■ 50 – 69% ■ 30 – 49% ■ Below 29%</p>
20	<p>The overall quality of teaching-learning process in your institute is very good.</p> <p>4 – Strongly agree – 56.2%</p> <p>3 – Agree – 38.46%</p> <p>2 – Neutral – 4.5%</p> <p>1 – Disagree – 0.75%</p> <p>0 – Strongly disagree – 0.15%</p>	<p>The overall quality of teaching-learning process in your institute is very good.</p> <p>■ Strongly agree ■ Agree ■ Neutral ■ Disagree ■ Strongly disagree</p>
21	<p>Give three observation / suggestions to improve the overall teaching – learning experience in your institution.</p>	

21	Give three observation / suggestions to improve the overall teaching – learning
----	---



Vidyavardhini's College of Engineering & Technology

Academic Year: 2019-20

	experience in your institution.
1	Conduct more workshops and hands-on trainings.
2	Organize more industrial visits to explore industry environment.
3	Arrange lectures from industry experts on emerging technologies.
4	Reduce number of lengthy assignments, give numerical problems in assignments for practice.
5	Arrange training programs as per the current requirement of the industry
6	Arrange interactive session with Alumni on recent trends.
7	Conduct Expert lectures for higher studies and career opportunity.
8	More time should be allocated for practical and workshops.
9	Include subjects on the technical advancements in the syllabus
10	Provide expert from industry to teach elective subjects
11	Provide latest lab equipment that are currently used in the industry.
12	hands on training on software that are currently used in the industry
13	Give more projects and real time problem assignment to solve as an assignment.
14	Promote activity-based learning to clear concepts.
15	To conduct technical events and competitions along with informative seminars by the experts.
16	More emphasis on skill-based learning and project-based learning.
17	Provide incubation centre for budding entrepreneurs
18	More emphasis on project-based learning
10	Game pedagogies are interesting, provide more of them.
20	Provide industry-based internships to get first hand industry exposure.
21	Need more guidance for higher studies exams preparation
22	Encourage Students to participate in various Competitions like hackathon, codechef etc.
23	Conduct expert lectures on current trends
24	Need to give more attention on project-based learning
25	Provide hands-on session on latest technology.
26	Provide more emphasis on peer learning like Core Coding
27	Provide internship in core industry
28	Reduce lengthy assignment work
29	More emphasis should be given on industrial training
30	Arrange interactive session with Alumni on career opportunities.
31	Industrial problem statements may be given as assignment.
32	Encourage Students to participate in various project Competitions



Vidyavardhini's College of Engineering & Technology

Academic Year: 2019-20
