



# Vidyavardhini's College of Engineering & Technology

Founder President Late Padmashri H. G. Vartak

Approved by AICTE, DTE Maharashtra and Affiliated to University of Mumbai

NAAC accredited, 4 Programmes Accredited by NBA

**Criteria Number: 2**

**Criteria Name: Teaching, Learning and Evaluation**

**Sub-criteria Number: 2.6**

**Sub-criteria Name: Student Performance and Learning Outcome**

2.6.3 Pass percentage of Students during the last five years (excluding backlog students)

**This document contains the supporting documents for DVV clarification.**

Following table summarizes the data required in clarification:

Sr. No.	Details	Page No.
1	Certified report from the Head of the institution / Controller of Examination of the affiliating university indicating the pass percentage of students of the final year of A.Y. 2022-23	3
2	Result sheet published by the affiliating university of A.Y. 2022-23	MECH: 04-50 EXTC: 51-74 COMP: 75-101 IT: 102-133 CIVIL: 134-157
3	Certified report from the Head of the institution / Controller of Examination of the affiliating university indicating the pass percentage of students of the final year of A.Y. 2021-22	158
4	Result sheet published by the affiliating university of A.Y. 2021-22	MECH- 159-184 EXTC- 185-209 COMP- 210-239 IT- 240-266 CIVIL- 267-290
5	Certified report from the Head of the institution / Controller of Examination of the affiliating university indicating the pass percentage of students of the final year of A.Y. 2020-21	291
6	Result sheet published by the affiliating university of A.Y. 2020-21	MECH: 292-338 EXTC-339-363 COMP- 364-389 IT: 390-413 CIVIL: 414-438
7	Certified report from the Head of the institution / Controller of Examination of the affiliating university indicating the pass percentage of students of the final year of A.Y. 2019-20	439
8	Result sheet published by the affiliating university of A.Y. 2019-20	MECH: 440-485 EXTC:486-508 COMP: 509-534 IT: 535-560




# Vidyavardhini's College of Engineering & Technology

Founder President Late Padmashri H. G. Vartak

Approved by AICTE, DTE Maharashtra and Affiliated to University of Mumbai  
NAAC accredited, 4 Programmes Accredited by NBA

		CIVIL: 561- 584
9	Certified report from the Head of the institution / Controller of Examination of the affiliating university indicating the pass percentage of students of the final year of A.Y. 2018-19	585
10	Result sheet published by the affiliating university of A.Y. 2018-19	MECH:586-623 EXTC: 624-644 COMP: 645-666 IT:667-687 CIVIL:688-706



  
Dr. Harish Vankudre  
Principal






# Vidyavardhini's College of Engineering & Technology


K. T. Marg, Near Railway Station, Vasai Road(W), Dist. Palghar, Pin. 401202


## Annual Report for Final Year Results

Academic Year 2022-23

Program Code	Program Name	Number of students appeared in the final year examination	Number of students passed in final year examination	Passing Percentage
319461210	Mechanical Engineering	141	139	98.58
319437210	Electronics and Telecommunication Engineering	72	68	94.44
319446610	Instrumentation Engineering	42	40	95.24
319424510	Computer Engineering	77	77	100
319424610	Information Technology	81	74	91.36
319419110	Civil Engineering	71	67	94.37
<b>Overall Result</b>		<b>484</b>	<b>465</b>	<b>96.07</b>

  
Mr. Vishal Pande  
I/C Exam



  
Dr. Harish Vankudre  
Principal

OFFICE REGISTER FOR THE B.E. (MECHANICAL ENGINEERING) (SEM VIII) (CBCS) ('C'SCHEME) EXAMINATION HELD IN MAY 2023

COLLEGE/CENTRE NAME:466:VCET

RESULT DATE :- JULY 15, 2023

SEAT_NO	NAME										TOTAL MARKS		
	<Course-I>	<Course-II>	<Course-III>	<Course-IV>	<Course-V>	<Course-VI>	<Course-VII>		RESULT	REMARK	OUT OF 650		
	Th(80/32)	Th(80/32)	Th(80/32)	Th(80/32)	Tw(25/10)	Tw(25/10)	Tw(100/40)						
	In(20/08)	In(20/08)	In(20/08)	In(20/08)	Pr/Or(25/10)	Pr/Or(25/10)	Pr/Or(50/20)						
	Total	Total	Total	Total	Total	Total	Total						
	C G GP C*G	C G GP C*G	C G GP C*G	C G GP C*G	C G GP C*G	C G GP C*G	C G GP C*G		ãC	ãCG	SGPI		
01. MEC801	OPERATIONS PLANNING AND CONTROL						02. MEDLO8051	COMPOSITE MATERIALS				05. MEDLO8061	PRODUCT DESIGN AND DEVELOPMENT
08. ILO8021	PROJECT MANAGEMEN						17. MEL801	PRODUCT DESIGN AND DEVELOPMENT LAB				18. MEL802	LABORATORY BASED ON IOT LAB
19. MEP801	MAJOR PROJECT II												

6020582 /KUSHWAHA MANISHA RAMASHANKAR MAMTA

62	60	70	62	21	20	85						
18	18	16	19	22	23	45		P			541	
80	78	86	81	43	43	130						
3 O 10	30 3 A 9	27 3 O 10 30	3 O 10 30	1 O 10 10	1 O 10 10	6 O 10 60		20	197	9.85		
SGPI: SEM-I:10.00 ; SEM-II: 9.85 ; SEM-III: 9.33 ; SEM-IV:10.00 ; SEM-V: 9.55 ; SEM-VI: 8.30 ; SEM-VII: 8.18 ; CGPI: 9.35												
CREDITS: SEM-I: 18 ; SEM-II: 20 ; SEM-III: 24 ; SEM-IV: 23 ; SEM-V: 22 ; SEM-VI: 23 ; SEM-VII: 22												
MARKS: SEM-I:566/675; SEM-II:631/725; SEM-III:582/725; SEM-IV:656/750; SEM-V:604/725; SEM-VI:549/725; SEM-VII:499/700; TOTAL: 4628/5675 (81.55%)												

6020583 MUDALIAR ASHISH M NANDINI

32	42	55	56	22	20	80						
16	17	14	16	20	22	42		P	RLE		454	
48	59	69	72	42	42	122						
3 E 5	15 3 D 6	18 3 C 7 21	3 B 8 24	1 O 10 10	1 O 10 10	6 O 10 60		20	158	7.90		
SGPI: SEM-I: 6.28 ; SEM-II: 7.40 ; SEM-III: 7.88 ; SEM-IV: 9.65 ; SEM-V: 8.77 ; SEM-VI: 7.13 ; SEM-VII: -- ; CGPI: --												
CREDITS: SEM-I: 18 ; SEM-II: 20 ; SEM-III: 24 ; SEM-IV: 23 ; SEM-V: 22 ; SEM-VI: 23 ; SEM-VII: --												
MARKS: SEM-I:390/675; SEM-II:493/725; SEM-III:517/725; SEM-IV:638/750; SEM-V:553/725; SEM-VI:459/725; SEM-VII:-- ; TOTAL: --												

6020584 SAWANT ARYAN MILIND MADHURA

41	34	64	50	20	21	82						
18	16	15	18	21	20	44		P			464	
59	50	79	68	41	41	126						
3 D 6	18 3 D 6	18 3 A 9 27	3 C 7 21	1 O 10 10	1 O 10 10	6 O 10 60		20	164	8.20		
SGPI: SEM-I: 7.08 ; SEM-II: 7.50 ; SEM-III: 8.63 ; SEM-IV: 9.74 ; SEM-V: 9.18 ; SEM-VI: 6.91 ; SEM-VII: 7.41 ; CGPI: 8.12												
CREDITS: SEM-I: 18 ; SEM-II: 20 ; SEM-III: 24 ; SEM-IV: 23 ; SEM-V: 22 ; SEM-VI: 23 ; SEM-VII: 22												
MARKS: SEM-I:433/675; SEM-II:484/725; SEM-III:554/725; SEM-IV:637/750; SEM-V:573/725; SEM-VI:455/725; SEM-VII:469/700; TOTAL: 4069/5675 (71.70%)												

/- FEMALE, #- 0.229, @- 0.5042/0.5043, \*- 0.5045, \$- Carried Forward Grade, -- Dyslexia, A/ABS- Absent, F- Fails, P- Passes

RR- Reserved, RLE- Reserve for Lower Examination, RPV- Provisional, RCC- 0.5050, ADC- Admission Cancelled

G:Grade, GP:Grade Point, C:Credits, ãC:Sum of Credit Points, ãCG:Sum of Product of Credits &amp; Grades

SGPI:Semester Grade Performance Index = ãCG/ãC, CGPI:Cumulative Grade Performance Index

% Marks : 80 and Above 75-79.99 70-74.99 60-69.99 50-59.99 45-49.99 40-44.99 Less Than 40

Grade / Gr. Pt. : O / 10 A / 9 B / 8 C / 7 D / 6 E / 5 P / 4 F / 0

SEAT NO	NAME	<Course-I>	<Course-II>	<Course-III>	<Course-IV>	<Course-V>	<Course-VI>	<Course-VII>	RESULT	REMARK	TOTAL MARKS OUT OF 650
		Th(80/32)	Th(80/32)	Th(80/32)	Th(80/32)	Tw(25/10)	Tw(25/10)	Tw(100/40)			
		In(20/08)	In(20/08)	In(20/08)	In(20/08)	Pr/Or(25/10)	Pr/Or(25/10)	Pr/Or(50/20)			
		Total	Total	Total	Total	Total	Total	Total			
		C G GP C*G	C G GP C*G	C G GP C*G	C G GP C*G	C G GP C*G	C G GP C*G	C G GP C*G	ãC	ãCG	SGPI
01. MEC801	OPERATIONS PLANNING AND CONTROL										
08. ILO8021	PROJECT MANAGEMENT										
19. MEP801	MAJOR PROJECT II										
02. MEDLO8051	COMPOSITE MATERIALS										
17. MEL801	PRODUCT DESIGN AND DEVELOPMENT LAB										
05. MEDLO8061	PRODUCT DESIGN AND DEVELOPMENT										
18. MEL802	LABORATORY BASED ON IOT LAB										

6020585 WAGHMARE HRISHIKESH VILAS KIRTI

32	32	35	47	23	22	80					
15	13	11	15	20	21	42			P	RLE	408
47	45	46	62	43	43	122					
3 E 5 15 3 E 5 15 3 E 5 15 3 C 7 21 1 O 10 10 1 O 10 10 6 O 10 60									20	146	7.30
SGPI: SEM-I: 7.78 ; SEM-II: 7.55 ; SEM-III: 8.92 ; SEM-IV: 9.70 ; SEM-V: 9.18 ; SEM-VI: 6.26 ; SEM-VII: -- ; CGPI: --											
CREDITS: SEM-I: 18 ; SEM-II: 20 ; SEM-III: 24 ; SEM-IV: 23 ; SEM-V: 22 ; SEM-VI: 23 ; SEM-VII: --											
MARKS: SEM-I:448/675; SEM-II:504/725; SEM-III:556/725; SEM-IV:634/750; SEM-V:581/725; SEM-VI:416/725; SEM-VII:-- ; TOTAL: --											

01. MEC801	OPERATIONS PLANNING AND CONTROL										
16. ILO8029	ENVIRONMENTAL MANAGEMENT										
19. MEP801	MAJOR PROJECT II										
02. MEDLO8051	COMPOSITE MATERIALS										
17. MEL801	PRODUCT DESIGN AND DEVELOPMENT LAB										
05. MEDLO8061	PRODUCT DESIGN AND DEVELOPMENT										
18. MEL802	LABORATORY BASED ON IOT LAB										

6020586 BHADANE SHIVAM RAJENDRA ANITA

58	64	65	60	21	21	76					
17	16	12	12	20	21	38			P		501
75	80	77	72	41	42	114					
3 A 9 27 3 O 10 30 3 A 9 27 3 B 8 24 1 O 10 10 1 O 10 10 6 A 9 54									20	182	9.10
SGPI: SEM-I: 6.89 ; SEM-II: 8.05 ; SEM-III: 9.46 ; SEM-IV: 9.74 ; SEM-V: 8.95 ; SEM-VI: 8.17 ; SEM-VII: 8.05 ; CGPI: 8.60											
CREDITS: SEM-I: 18 ; SEM-II: 20 ; SEM-III: 24 ; SEM-IV: 23 ; SEM-V: 22 ; SEM-VI: 23 ; SEM-VII: 22											
MARKS: SEM-I:432/675; SEM-II:521/725; SEM-III:586/725; SEM-IV:654/750; SEM-V:563/725; SEM-VI:517/725; SEM-VII:490/700; TOTAL: 4264/5675 (75.14%)											

6020587 DALVI MRUDUL HARSHAD SWATI

54	55	47	57	18	20	75					
13	15	12	11	20	21	39			P		457
67	70	59	68	38	41	114					
3 C 7 21 3 B 8 24 3 D 6 18 3 C 7 21 1 A 9 9 1 O 10 10 6 A 9 54									20	157	7.85
SGPI: SEM-I: 8.06 ; SEM-II: 8.73 ; SEM-III: 9.50 ; SEM-IV: 9.48 ; SEM-V: 8.50 ; SEM-VI: 8.04 ; SEM-VII: 7.95 ; CGPI: 8.54											
CREDITS: SEM-I: 18 ; SEM-II: 20 ; SEM-III: 24 ; SEM-IV: 23 ; SEM-V: 22 ; SEM-VI: 23 ; SEM-VII: 22											
MARKS: SEM-I:508/675; SEM-II:545/725; SEM-III:596/725; SEM-IV:640/750; SEM-V:543/725; SEM-VI:515/725; SEM-VII:484/700; TOTAL: 4288/5675 (75.56%)											

/- FEMALE, #- 0.229, @- 0.5042/0.5043, \*- 0.5045, \$- Carried Forward Grade, -- Dyslexia, A/ABS- Absent, F- Fails, P- Passes  
 RR- Reserved, RLE- Reserve for Lower Examination, RPV- Provisional, RCC- 0.5050, ADC- Admission Cancelled  
 G:Grade, GP:Grade Point, C:Credits, ãC:Sum of Credit Points, ãCG:Sum of Product of Credits & Grades  
 SGPI:Semester Grade Performance Index = ãCG/ãC, CGPI:Cumulative Grade Performance Index  
 % Marks : 80 and Above 75-79.99 70-74.99 60-69.99 50-59.99 45-49.99 40-44.99 Less Than 40  
 Grade / Gr. Pt. : O / 10 A / 9 B / 8 C / 7 D / 6 E / 5 F / 4 F / 0

<Course-I>	<Course-II>	<Course-III>	<Course-IV>	<Course-V>	<Course-VI>	<Course-VII>				TOTAL MARKS	
Th(80/32)	Th(80/32)	Th(80/32)	Th(80/32)	Tw(25/10)	Tw(25/10)	Tw(100/40)				OUT OF 650	
In(20/08)	In(20/08)	In(20/08)	In(20/08)	Pr/Or(25/10)	Pr/Or(25/10)	Pr/Or(50/20)	RESULT	REMARK			
Total	Total	Total	Total	Total	Total	Total					
C G GP C*G	C G GP C*G	C G GP C*G	C G GP C*G	C G GP C*G	C G GP C*G	C G GP C*G	ãC	ãCG	SGPI		
01. MEC801	OPERATIONS PLANNING AND CONTROL			02. MEDL08051	COMPOSITE MATERIALS					05. MEDL08061	PRODUCT DESIGN AND DEVELOPMENT
16. ILO8029	ENVIRONMENTAL MANAGEMENT			17. MEL801	PRODUCT DESIGN AND DEVELOPMENT LAB					18. MEL802	LABORATORY BASED ON IOT LAB
19. MEP801	MAJOR PROJECT II										

6020588 DARJI GAUTAM BANSHI KUSUM

43	41	54	40	22	20	74				420
14	13	10	9	23	22	35	P			
57	54	64	49	45	42	109				
3 D 6	18 3 D 6	18 3 C 7 21	3 E 5 15	1 O 10 10	1 O 10 10	6 B 8 48	20	140	7.00	
SGPI: SEM-I: 7.61 ; SEM-II: 6.85 ; SEM-III: 8.83 ; SEM-IV: 9.91 ; SEM-V: 8.64 ; SEM-VI: 6.48 ; SEM-VII: 6.00 ; CGPI: 7.70 @0.05										
CREDITS: SEM-I: 18 ; SEM-II: 20 ; SEM-III: 24 ; SEM-IV: 23 ; SEM-V: 22 ; SEM-VI: 23 ; SEM-VII: 22										
MARKS: SEM-I:466/675; SEM-II:451/725; SEM-III:559/725; SEM-IV:647/750; SEM-V:548/725; SEM-VI:426/725; SEM-VII:380/700; TOTAL: 3897/5675 (68.67%)										

6020589 GUPTA VIRAJ PRAVIN PRIYANKA

53	61	33	52	20	21	71				449
17	18	14	12	21	21	35	P			
70	79	47	64	41	42	106				
3 B 8	24 3 A 9	27 3 E 5 15	3 C 7 21	1 O 10 10	1 O 10 10	6 B 8 48	20	155	7.75	
SGPI: SEM-I: 6.56 ; SEM-II: 8.15 ; SEM-III: 9.42 ; SEM-IV: 9.87 ; SEM-V: 9.18 ; SEM-VI: 7.22 ; SEM-VII: 8.23 ; CGPI: 8.36										
CREDITS: SEM-I: 18 ; SEM-II: 20 ; SEM-III: 24 ; SEM-IV: 23 ; SEM-V: 22 ; SEM-VI: 23 ; SEM-VII: 22										
MARKS: SEM-I:413/675; SEM-II:524/725; SEM-III:584/725; SEM-IV:658/750; SEM-V:567/725; SEM-VI:468/725; SEM-VII:492/700; TOTAL: 4155/5675 (73.22%)										

6020590 HENDRE ADITYA AVINASH KALYANI

46	33	50	51	21	21	75				432
15	14	13	10	17	21	45	P RLE			
61	47	63	61	38	42	120				
3 C 7	21 3 E 5 15	3 C 7 21	3 C 7 21	1 A 9 9	1 O 10 10	6 O 10 60	20	157	7.85	
SGPI: SEM-I: 5.56 ; SEM-II: 6.40 ; SEM-III: 8.54 ; SEM-IV: 9.26 ; SEM-V: 8.68 ; SEM-VI: 6.09 ; SEM-VII: -- ; CGPI: --										
CREDITS: SEM-I: 18 ; SEM-II: 20 ; SEM-III: 24 ; SEM-IV: 23 ; SEM-V: 22 ; SEM-VI: 23 ; SEM-VII: --										
MARKS: SEM-I:366/675; SEM-II:418/725; SEM-III:543/725; SEM-IV:611/750; SEM-V:544/725; SEM-VI:415/725; SEM-VII:-- ; TOTAL: --										

/- FEMALE, #- 0.229, @- 0.5042/0.5043, \*- 0.5045, \$- Carried Forward Grade, -- Dyslexia, A/ABS- Absent, F- Fails, P- Passes

RR- Reserved, RLE- Reserve for Lower Examination, RPV- Provisional, RCC- 0.5050, ADC- Admission Cancelled

G:Grade, GP:Grade Point, C:Credits, ãC:Sum of Credit Points, ãCG:Sum of Product of Credits &amp; Grades

SGPI:Semester Grade Performance Index = ãCG/ãC, CGPI:Cumulative Grade Performance Index

% Marks : 80 and Above 75-79.99 70-74.99 60-69.99 50-59.99 45-49.99 40-44.99 Less Than 40

Grade / Gr. Pt. : O / 10 A / 9 B / 8 C / 7 D / 6 E / 5 P / 4 F / 0

SEAT_NO	NAME	<Course-I>	<Course-II>	<Course-III>	<Course-IV>	<Course-V>	<Course-VI>	<Course-VII>	RESULT	REMARK	TOTAL MARKS OUT OF 650			
		Th(80/32)	Th(80/32)	Th(80/32)	Th(80/32)	Tw(25/10)	Tw(25/10)	Tw(100/40)						
		In(20/08)	In(20/08)	In(20/08)	In(20/08)	Pr/Or(25/10)	Pr/Or(25/10)	Pr/Or(50/20)						
		Total	Total	Total	Total	Total	Total	Total						
		C G GP C*G	C G GP C*G	C G GP C*G	C G GP C*G	C G GP C*G	C G GP C*G	C G GP C*G	ãC	ãCG	SGPI			
01.	MEC801	OPERATIONS PLANNING AND CONTROL					02.	MEDLO8051	COMPOSITE MATERIALS			05.	MEDLO8061	PRODUCT DESIGN AND DEVELOPMENT
16.	ILO8029	ENVIRONMENTAL MANAGEMENT					17.	MEL801	PRODUCT DESIGN AND DEVELOPMENT LAB			18.	MEL802	LABORATORY BASED ON IOT LAB
19.	MEP801	MAJOR PROJECT II												

6020591 HONAKHANDE CHINMAY NANDAKUMAR VARSHA

45	61	52	45	20	19	76							
13	16	14	11	22	21	40			P			455	
58	77	66	56	42	40	116							
3 D	6	18	3 A	9	27	3 C	7	21	3 D	6	18	1 O	10
												10	1 O
												10	10
												6 A	9
												54	20
												158	7.90
SGPI: SEM-I: 6.61 ; SEM-II: 7.00 ; SEM-III: 9.33 ; SEM-IV: 9.96 ; SEM-V: 8.64 ; SEM-VI: 8.30 ; SEM-VII: 7.41 ; CGPI: 8.22													
CREDITS: SEM-I: 18 ; SEM-II: 20 ; SEM-III: 24 ; SEM-IV: 23 ; SEM-V: 22 ; SEM-VI: 23 ; SEM-VII: 22													
MARKS: SEM-I:422/675; SEM-II:469/725; SEM-III:581/725; SEM-IV:649/750; SEM-V:548/725; SEM-VI:524/725; SEM-VII:448/700; TOTAL: 4096/5675 (72.18%)													

6020592 IRANI YAZDAN BOMAN MAHANAZ

53	39	36	42	17	21	71							
13	14	8	10	15	22	35			P	RLE		396	
66	53	44	52	32	43	106							
3 C	7	21	3 D	6	18	3 P	4	12	3 D	6	18	1 C	7
												7	7
												1 O	10
												10	10
												6 B	8
												48	20
												134	6.70
SGPI: SEM-I: 7.50 ; SEM-II: 8.35 ; SEM-III: 8.46 ; SEM-IV: 9.87 ; SEM-V: 8.32 ; SEM-VI: 6.96 ; SEM-VII: -- ; CGPI: --													
CREDITS: SEM-I: 18 ; SEM-II: 20 ; SEM-III: 24 ; SEM-IV: 23 ; SEM-V: 22 ; SEM-VI: 23 ; SEM-VII: --													
MARKS: SEM-I:445/675; SEM-II:538/725; SEM-III:539/725; SEM-IV:637/750; SEM-V:533/725; SEM-VI:441/725; SEM-VII:-- ; TOTAL: --													

6020593 JADHAV HARSHAL BAJIRAO VAISHALI

55	46	45	63	22	19	72							
15	15	14	14	21	20	36			P			457	
70	61	59	77	43	39	108							
3 B	8	24	3 C	7	21	3 D	6	18	3 A	9	27	1 O	10
												10	10
												1 A	9
												9	9
												6 B	8
												48	20
												157	7.85
SGPI: SEM-I: 7.83 ; SEM-II: 8.73 ; SEM-III: 8.96 ; SEM-IV: 9.65 ; SEM-V: 8.73 ; SEM-VI: 7.35 ; SEM-VII: 6.64 ; CGPI: 8.24													
CREDITS: SEM-I: 18 ; SEM-II: 20 ; SEM-III: 24 ; SEM-IV: 23 ; SEM-V: 22 ; SEM-VI: 23 ; SEM-VII: 22													
MARKS: SEM-I:482/675; SEM-II:555/725; SEM-III:562/725; SEM-IV:642/750; SEM-V:556/725; SEM-VI:489/725; SEM-VII:424/700; TOTAL: 4167/5675 (73.43%)													

/- FEMALE, #- 0.229, @- 0.5042/0.5043, \*- 0.5045, \$- Carried Forward Grade, -- Dyslexia, A/ABS- Absent, F- Fails, P- Passes

RR- Reserved, RLE- Reserve for Lower Examination, RPV- Provisional, RCC- 0.5050, ADC- Admission Cancelled

G:Grade, GP:Grade Point, C:Credits, ãC:Sum of Credit Points, ãCG:Sum of Product of Credits &amp; Grades

SGPI:Semester Grade Performance Index = ãCG/ãC, CGPI:Cumulative Grade Performance Index

% Marks : 80 and Above 75-79.99 70-74.99 60-69.99 50-59.99 45-49.99 40-44.99 Less Than 40

Grade / Gr. Pt. : O / 10 A / 9 B / 8 C / 7 D / 6 E / 5 P / 4 F / 0

SEAT NO	NAME	<Course-I> Th(80/32) In(20/08) Total C G GP C*G	<Course-II> Th(80/32) In(20/08) Total C G GP C*G	<Course-III> Th(80/32) In(20/08) Total C G GP C*G	<Course-IV> Th(80/32) In(20/08) Total C G GP C*G	<Course-V> Tw(25/10) Pr/Or(25/10) Total C G GP C*G	<Course-VI> Tw(25/10) Pr/Or(25/10) Total C G GP C*G	<Course-VII> Tw(100/40) Pr/Or(50/20) Total C G GP C*G	RESULT	REMARK	TOTAL MARKS OUT OF 650	
01.	MEC801	OPERATIONS PLANNING AND CONTROL				02.	MEDLO8051	COMPOSITE MATERIALS		05.	MEDLO8061	PRODUCT DESIGN AND DEVELOPMENT
16.	ILO8029	ENVIRONMENTAL MANAGEMENT				17.	MEL801	PRODUCT DESIGN AND DEVELOPMENT LAB		18.	MEL802	LABORATORY BASED ON IOT LAB
19.	MEP801	MAJOR PROJECT II										

6020594 SARFARE YASH SANTOSH SEJAL

41	57	60	40	19	23	80				461
17	15	15	12	19	21	42	P			
58	72	75	52	38	44	122				
3 D 6	18 3 B 8	24 3 A 9	27 3 D 6	18 1 A 9	9 1 O 10	10 6 O 10	60	20	166	8.30
SGPI: SEM-I: 7.06 ; SEM-II: 7.63 ; SEM-III: 9.00 ; SEM-IV:10.00 ; SEM-V: 9.00 ; SEM-VI: 6.87 ; SEM-VII: 7.05 ; CGPI: 8.16										
CREDITS: SEM-I: 18 ; SEM-II: 20 ; SEM-III: 24 ; SEM-IV: 23 ; SEM-V: 22 ; SEM-VI: 23 ; SEM-VII: 22										
MARKS: SEM-I:449/675; SEM-II:485/725; SEM-III:561/725; SEM-IV:658/750; SEM-V:568/725; SEM-VI:453/725; SEM-VII:449/700; TOTAL: 4084/5675 (71.96%)										

6020595 SHAH JEMIT PINAL MALA

39	61	58	59	23	23	82				496
18	17	16	13	23	22	42	P			
57	78	74	72	46	45	124				
3 D 6	18 3 A 9	27 3 B 8	24 3 B 8	24 1 O 10	10 1 O 10	10 6 O 10	60	20	173	8.65
SGPI: SEM-I: 7.56 ; SEM-II: 8.45 ; SEM-III: 9.42 ; SEM-IV:10.00 ; SEM-V: 9.09 ; SEM-VI: 8.39 ; SEM-VII: 8.23 ; CGPI: 8.77										
CREDITS: SEM-I: 18 ; SEM-II: 20 ; SEM-III: 24 ; SEM-IV: 23 ; SEM-V: 22 ; SEM-VI: 23 ; SEM-VII: 22										
MARKS: SEM-I:447/675; SEM-II:533/725; SEM-III:605/725; SEM-IV:696/750; SEM-V:571/725; SEM-VI:547/725; SEM-VII:515/700; TOTAL: 4410/5675 (77.71%)										

01.	MEC801	OPERATIONS PLANNING AND CONTROL				02.	MEDLO8051	COMPOSITE MATERIALS		07.	MEDLO8063	TOTAL QUALITY MANAGEMENT
08.	ILO8021	PROJECT MANAGEMENT				17.	MEL801	PRODUCT DESIGN AND DEVELOPMENT LAB		18.	MEL802	LABORATORY BASED ON IOT LAB
19.	MEP801	MAJOR PROJECT II										

6020596 PANDIT AMIT RAMESHWAR KUNTI

47	40	52	56	15	19	71				430
17	17	14	14	13	19	36	P RPV			
64	57	66	70	28	38	107				
3 C 7	21 3 D 6	18 3 C 7	21 3 B 8	24 1 D 6	6 1 A 9	9 6 B 8	48	20	147	7.35
SGPI: SEM-I: 7.61 ; SEM-II: 7.10 ; SEM-III: 8.96 ; SEM-IV: 9.04 ; SEM-V: 8.64 ; SEM-VI: 6.13 ; SEM-VII: -- ; CGPI: --										
CREDITS: SEM-I: 18 ; SEM-II: 20 ; SEM-III: 24 ; SEM-IV: 23 ; SEM-V: 22 ; SEM-VI: 23 ; SEM-VII: --										
MARKS: SEM-I:475/675; SEM-II:468/725; SEM-III:552/725; SEM-IV:620/750; SEM-V:559/725; SEM-VI:429/725; SEM-VII:-- ; TOTAL: --										

/- FEMALE, #- 0.229, @- 0.5042/0.5043, \*- 0.5045, \$- Carried Forward Grade, -- Dyslexia, A/ABS- Absent, F- Fails, P- Passes

RR- Reserved, RLE- Reserve for Lower Examination, RPV- Provisional, RCC- 0.5050, ADC- Admission Cancelled

G:Grade, GP:Grade Point, C:Credits, aC:Sum of Credit Points, aCG:Sum of Product of Credits &amp; Grades

SGPI:Semester Grade Performance Index = aCG/aC, CGPI:Cumulative Grade Performance Index

% Marks : 80 and Above 75-79.99 70-74.99 60-69.99 50-59.99 45-49.99 40-44.99 Less Than 40

Grade / Gr. Pt. : O / 10 A / 9 B / 8 C / 7 D / 6 E / 5 P / 4 F / 0

SEAT NO	NAME	<Course-I> Th(80/32) In(20/08) Total C G GP C*G	<Course-II> Th(80/32) In(20/08) Total C G GP C*G	<Course-III> Th(80/32) In(20/08) Total C G GP C*G	<Course-IV> Th(80/32) In(20/08) Total C G GP C*G	<Course-V> Tw(25/10) Pr/Or(25/10) Total C G GP C*G	<Course-VI> Tw(25/10) Pr/Or(25/10) Total C G GP C*G	<Course-VII> Tw(100/40) Pr/Or(50/20) Total C G GP C*G	RESULT	REMARK	TOTAL MARKS OUT OF 650	
01.	MEC801	OPERATIONS PLANNING AND CONTROL				02.	MEDLO8051	COMPOSITE MATERIALS		07.	MEDLO8063	TOTAL QUALITY MANAGEMENT
08.	ILO8021	PROJECT MANAGEMENT				17.	MEL801	PRODUCT DESIGN AND DEVELOPMENT LAB		18.	MEL802	LABORATORY BASED ON IOT LAB
19.	MEP801	MAJOR PROJECT II										

6020597 SAWANT OMKAR GANPAT GAURISHA

32	59	57	55	22	20	70				460
16	17	16	15	21	20	40	P			
48	76	73	70	43	40	110				
3 E 5 15 3 A 9 27 3 B 8 24 3 B 8 24 1 O 10 10 1 O 10 10 6 B 8 48				20	158	7.90				
SGPI: SEM-I: 7.31 ; SEM-II: 6.78 ; SEM-III: 8.75 ; SEM-IV: 9.39 ; SEM-V: 8.91 ; SEM-VI: 7.04 ; SEM-VII: 6.86 ; CGPI: 7.91										
CREDITS: SEM-I: 18 ; SEM-II: 20 ; SEM-III: 24 ; SEM-IV: 23 ; SEM-V: 22 ; SEM-VI: 23 ; SEM-VII: 22										
MARKS: SEM-I:447/675; SEM-II:438/725; SEM-III:546/725; SEM-IV:623/750; SEM-V:561/725; SEM-VI:457/725; SEM-VII:430/700; TOTAL: 3962/5675 (69.81%)										

6020598 SURTI TEJASH UMESH VANDANA

57	38	45	44	20	20	75				437
16	15	16	14	19	20	38	P			
73	53	61	58	39	40	113				
3 B 8 24 3 D 6 18 3 C 7 21 3 D 6 18 1 A 9 9 1 O 10 10 6 A 9 54				20	154	7.70				
SGPI: SEM-I: 7.36 ; SEM-II: 7.50 ; SEM-III: 9.08 ; SEM-IV: 9.61 ; SEM-V: 9.09 ; SEM-VI: 8.04 ; SEM-VII: 7.36 ; CGPI: 8.27										
CREDITS: SEM-I: 18 ; SEM-II: 20 ; SEM-III: 24 ; SEM-IV: 23 ; SEM-V: 22 ; SEM-VI: 23 ; SEM-VII: 22										
MARKS: SEM-I:446/675; SEM-II:503/725; SEM-III:573/725; SEM-IV:640/750; SEM-V:563/725; SEM-VI:515/725; SEM-VII:454/700; TOTAL: 4131/5675 (72.79%)										

01.	MEC801	OPERATIONS PLANNING AND CONTROL				02.	MEDLO8051	COMPOSITE MATERIALS		07.	MEDLO8063	TOTAL QUALITY MANAGEMENT
16.	ILO8029	ENVIRONMENTAL MANAGEMENT				17.	MEL801	PRODUCT DESIGN AND DEVELOPMENT LAB		18.	MEL802	LABORATORY BASED ON IOT LAB
19.	MEP801	MAJOR PROJECT II										

6020599 /DHIMAN GURJINDER VIJAYKUMAR DAVINDAR

43	40	53	58	21	20	78				458
17	16	17	13	20	21	41	P			
60	56	70	71	41	41	119				
3 C 7 21 3 D 6 18 3 B 8 24 3 B 8 24 1 O 10 10 1 O 10 10 6 A 9 54				20	161	8.05				
SGPI: SEM-I: 6.44 ; SEM-II: 7.23 ; SEM-III: 9.46 ; SEM-IV: 9.87 ; SEM-V: 8.77 ; SEM-VI: 7.52 ; SEM-VII: 7.64 ; CGPI: 8.20										
CREDITS: SEM-I: 18 ; SEM-II: 20 ; SEM-III: 24 ; SEM-IV: 23 ; SEM-V: 22 ; SEM-VI: 23 ; SEM-VII: 22										
MARKS: SEM-I:407/675; SEM-II:487/725; SEM-III:587/725; SEM-IV:660/750; SEM-V:557/725; SEM-VI:480/725; SEM-VII:464/700; TOTAL: 4100/5675 (72.25%)										

/- FEMALE, #- 0.229, @- 0.5042/0.5043, \*- 0.5045, \$- Carried Forward Grade, -- Dyslexia, A/ABS- Absent, F- Fails, P- Passes

RR- Reserved, RLE- Reserve for Lower Examination, RPV- Provisional, RCC- 0.5050, ADC- Admission Cancelled

G:Grade, GP:Grade Point, C:Credits, aC:Sum of Credit Points, aCG:Sum of Product of Credits &amp; Grades

SGPI:Semester Grade Performance Index = aCG/aC, CGPI:Cumulative Grade Performance Index

% Marks : 80 and Above 75-79.99 70-74.99 60-69.99 50-59.99 45-49.99 40-44.99 Less Than 40

Grade / Gr. Pt. : O / 10 A / 9 B / 8 C / 7 D / 6 E / 5 F / 4 F / 0

-----  
SEAT\_NO NAME

<Course-I> Th(80/32) In(20/08) Total C G GP C*G	<Course-II> Th(80/32) In(20/08) Total C G GP C*G	<Course-III> Th(80/32) In(20/08) Total C G GP C*G	<Course-IV> Th(80/32) In(20/08) Total C G GP C*G	<Course-V> Tw(25/10) Pr/Or(25/10) Total C G GP C*G	<Course-VI> Tw(25/10) Pr/Or(25/10) Total C G GP C*G	<Course-VII> Tw(100/40) Pr/Or(50/20) Total C G GP C*G	RESULT	REMARK	TOTAL MARKS OUT OF 650	
01. MEC801	OPERATIONS PLANNING AND CONTROL			02. MEDLO8051	COMPOSITE MATERIALS				07. MEDLO8063	TOTAL QUALITY MANAGEMENT
16. ILO8029	ENVIRONMENTAL MANAGEMENT			17. MEL801	PRODUCT DESIGN AND DEVELOPMENT LAB				18. MEL802	LABORATORY BASED ON IOT LAB
19. MEP801	MAJOR PROJECT II						ãC	ãCG	SGPI	

## 6020600 NARIYANPILLY HARIKRISHNA MANOJKUMAR NISHA

48	39	48	42	20	21	81				
14	14	13	11	20	20	39	P	RPV	430	
62	53	61	53	40	41	120				
3 C 7 21 3 D 6 18 3 C 7 21 3 D 6 18 1 O 10 10 1 O 10 10 6 O 10 60							20	158	7.90	

(DIPLOMA STUDENT)

SGPI: SEM-III: 9.83 ; SEM-IV: 9.78 ; SEM-V: 8.59 ; SEM-VI: 6.57 ; SEM-VII: 7.05 ; CGPI: --  
 CREDITS: SEM-III: 24 ; SEM-IV: 23 ; SEM-V: 22 ; SEM-VI: 23 ; SEM-VII: 22  
 MARKS: SEM-III:622/725; SEM-IV:633/750; SEM-V:549/725; SEM-VI:439/725; SEM-VII:434/700; TOTAL: --

## 6020601 SAHU PRASHANT SIMANCHAL NANDINI SAHU

44	47	37	58	17	20	74				
15	14	10	13	16	20	40	P		425	
59	61	47	71	33	40	114				
3 D 6 18 3 C 7 21 3 E 5 15 3 B 8 24 1 C 7 7 1 O 10 10 6 A 9 54							20	149	7.45	

SGPI: SEM-I: 7.69 ; SEM-II: 7.88 ; SEM-III: 8.33 ; SEM-IV: 8.52 ; SEM-V: 8.32 ; SEM-VI: 6.26 ; SEM-VII: 6.14 ; CGPI: 7.58  
 CREDITS: SEM-I: 18 ; SEM-II: 20 ; SEM-III: 24 ; SEM-IV: 23 ; SEM-V: 22 ; SEM-VI: 23 ; SEM-VII: 22  
 MARKS: SEM-I:457/675; SEM-II:507/725; SEM-III:535/725; SEM-IV:577/750; SEM-V:532/725; SEM-VI:421/725; SEM-VII:396/700; TOTAL: 3850/5675 (67.84%)

01. MEC801	OPERATIONS PLANNING AND CONTROL			03. MEDLO8052	SMART MATERIALS		05. MEDLO8061	PRODUCT DESIGN AND DEVELOPMENT		
08. ILO8021	PROJECT MANAGEMENT			17. MEL801	PRODUCT DESIGN AND DEVELOPMENT LAB		18. MEL802	LABORATORY BASED ON IOT LAB		
19. MEP801	MAJOR PROJECT II									

## 6020602 DANDEKAR SUYASH NILESH BHAGYASHREE

47	46	46	47	15	22	80				
17	11	11	17	16	23	39	P		437	
64	57	57	64	31	45	119				
3 C 7 21 3 D 6 18 3 D 6 18 3 C 7 21 1 C 7 7 1 O 10 10 6 A 9 54							20	149	7.45	

SGPI: SEM-I: 7.81 ; SEM-II: 9.30 ; SEM-III: 9.08 ; SEM-IV: 9.70 ; SEM-V: 9.23 ; SEM-VI: 7.52 ; SEM-VII: 7.05 ; CGPI: 8.42  
 CREDITS: SEM-I: 18 ; SEM-II: 20 ; SEM-III: 24 ; SEM-IV: 23 ; SEM-V: 22 ; SEM-VI: 23 ; SEM-VII: 22  
 MARKS: SEM-I:476/675; SEM-II:582/725; SEM-III:567/725; SEM-IV:638/750; SEM-V:573/725; SEM-VI:495/725; SEM-VII:436/700; TOTAL: 4204/5675 (74.08%)

/- FEMALE, #- 0.229, @- 0.5042/0.5043, \*- 0.5045, \$- Carried Forward Grade, -- Dyslexia, A/ABS- Absent, F- Fails, P- Passes

RR- Reserved, RLE- Reserve for Lower Examination, RPV- Provisional, RCC- 0.5050, ADC- Admission Cancelled

G:Grade, GP:Grade Point, C:Credits, ãC:Sum of Credit Points, ãCG:Sum of Product of Credits &amp; Grades

SGPI:Semester Grade Performance Index = ãCG/ãC, CGPI:Cumulative Grade Performance Index

% Marks : 80 and Above 75-79.99 70-74.99 60-69.99 50-59.99 45-49.99 40-44.99 Less Than 40

Grade / Gr. Pt. : O / 10 A / 9 B / 8 C / 7 D / 6 E / 5 F / 4 F / 0

-----



SEAT NO	NAME	<Course-I>	<Course-II>	<Course-III>	<Course-IV>	<Course-V>	<Course-VI>	<Course-VII>	RESULT	REMARK	TOTAL MARKS OUT OF 650			
		Th(80/32)	Th(80/32)	Th(80/32)	Th(80/32)	Tw(25/10)	Tw(25/10)	Tw(100/40)						
		In(20/08)	In(20/08)	In(20/08)	In(20/08)	Pr/Or(25/10)	Pr/Or(25/10)	Pr/Or(50/20)						
		Total	Total	Total	Total	Total	Total	Total						
		C G GP C*G	C G GP C*G	C G GP C*G	C G GP C*G	C G GP C*G	C G GP C*G	C G GP C*G	ãC	ãCG	SGPI			
01.	MEC801	OPERATIONS PLANNING AND CONTROL					03.	MEDL08052	SMART MATERIALS			05.	MEDL08061	PRODUCT DESIGN AND DEVELOPMENT
08.	ILO8021	PROJECT MANAGEMEN					17.	MEL801	PRODUCT DESIGN AND DEVELOPMENT LAB			18.	MEL802	LABORATORY BASED ON IOT LAB
19.	MEP801	MAJOR PROJECT II												

6020603 JOSHI TATHANSH ASHISH FALGUNI

46	60	56	53	23	21	83							
17	15	15	18	23	21	45			P	RPV	496		
63	75	71	71	46	42	128							
3 C 7	21 3 A 9	27 3 B 8 24	3 B 8 24	1 O 10 10	1 O 10 10	6 O 10 60			20	176	8.80		
SGPI: SEM-I: 8.44 ; SEM-II: 8.80 ; SEM-III: 8.63 ; SEM-IV: 9.87 ; SEM-V: 8.86 ; SEM-VI: 7.83 ; SEM-VII: 8.14 ; CGPI: --													
CREDITS: SEM-I: 18 ; SEM-II: 20 ; SEM-III: 24 ; SEM-IV: 23 ; SEM-V: 22 ; SEM-VI: 23 ; SEM-VII: 22													
MARKS: SEM-I:507/675; SEM-II:556/725; SEM-III:554/725; SEM-IV:645/750; SEM-V:558/725; SEM-VI:504/725; SEM-VII:506/700; TOTAL: --													

6020604 MORE PRATHAMESH GAJANAN KAVITA

60	46	43	52	19	17	74							
15	11	13	13	18	20	39			P		440		
75	57	56	65	37	37	113							
3 A 9	27 3 D 6 18	3 D 6 18	3 C 7 21 1 B 8 8	1 B 8 8	1 B 8 8	6 A 9 54			20	154	7.70		
SGPI: SEM-I: 5.78 ; SEM-II: 6.45 ; SEM-III: 8.92 ; SEM-IV: 9.61 ; SEM-V: 8.50 ; SEM-VI: 6.30 ; SEM-VII: 6.27 ; CGPI: 7.51													
CREDITS: SEM-I: 18 ; SEM-II: 20 ; SEM-III: 24 ; SEM-IV: 23 ; SEM-V: 22 ; SEM-VI: 23 ; SEM-VII: 22													
MARKS: SEM-I:384/675; SEM-II:434/725; SEM-III:561/725; SEM-IV:637/750; SEM-V:540/725; SEM-VI:419/725; SEM-VII:409/700; TOTAL: 3824/5675 (67.38%)													

6020605 PAI SHREYAS NARSHIM SHALINI

40	60	52	60	20	20	75							
14	13	11	16	18	21	43			P	RPV	463		
54	73	63	76	38	41	118							
3 D 6	18 3 B 8 24	3 C 7 21	3 A 9 27 1 A 9 9	1 O 10 10	1 O 10 10	6 A 9 54			20	163	8.15		
SGPI: SEM-I: 7.28 ; SEM-II: 8.63 ; SEM-III: 8.83 ; SEM-IV: 9.83 ; SEM-V: 8.41 ; SEM-VI: 6.78 ; SEM-VII: -- ; CGPI: --													
CREDITS: SEM-I: 18 ; SEM-II: 20 ; SEM-III: 24 ; SEM-IV: 23 ; SEM-V: 22 ; SEM-VI: 23 ; SEM-VII: --													
MARKS: SEM-I:445/675; SEM-II:541/725; SEM-III:559/725; SEM-IV:645/750; SEM-V:532/725; SEM-VI:455/725; SEM-VII:-- ; TOTAL: --													

/- FEMALE, #- 0.229, @- 0.5042/0.5043, \*- 0.5045, \$- Carried Forward Grade, -- Dyslexia, A/ABS- Absent, F- Fails, P- Passes

RR- Reserved, RLE- Reserve for Lower Examination, RPV- Provisional, RCC- 0.5050, ADC- Admission Cancelled

G:Grade, GP:Grade Point, C:Credits, ãC:Sum of Credit Points, ãCG:Sum of Product of Credits &amp; Grades

SGPI:Semester Grade Performance Index = ãCG/ãC, CGPI:Cumulative Grade Performance Index

% Marks : 80 and Above 75-79.99 70-74.99 60-69.99 50-59.99 45-49.99 40-44.99 Less Than 40

Grade / Gr. Pt. : O / 10 A / 9 B / 8 C / 7 D / 6 E / 5 P / 4 F / 0

SEAT_NO	NAME	<Course-I>	<Course-II>	<Course-III>	<Course-IV>	<Course-V>	<Course-VI>	<Course-VII>	RESULT	REMARK	TOTAL MARKS OUT OF 650			
		Th(80/32)	Th(80/32)	Th(80/32)	Th(80/32)	Tw(25/10)	Tw(25/10)	Tw(100/40)						
		In(20/08)	In(20/08)	In(20/08)	In(20/08)	Pr/Or(25/10)	Pr/Or(25/10)	Pr/Or(50/20)						
		Total	Total	Total	Total	Total	Total	Total						
		C G GP C*G	C G GP C*G	C G GP C*G	C G GP C*G	C G GP C*G	C G GP C*G	C G GP C*G	ãC	ãCG	SGPI			
01.	MEC801	OPERATIONS PLANNING AND CONTROL					03.	MEDLO8052	SMART MATERIALS			05.	MEDLO8061	PRODUCT DESIGN AND DEVELOPMENT
08.	ILO8021	PROJECT MANAGEMEN					17.	MEL801	PRODUCT DESIGN AND DEVELOPMENT LAB			18.	MEL802	LABORATORY BASED ON IOT LAB
19.	MEP801	MAJOR PROJECT II												

6020606 PANCHAL AYUSH RAMESH BHARTI

58	57	62	60	20	20	81							
18	16	16	18	18	20	42			P			506	
76	73	78	78	38	40	123							
3 A 9	27 3 B 8	24 3 A 9	27 3 A 9	27 1 A 9	9 1 O 10	10 6 O 10	60		20	184	9.20		
SGPI: SEM-I: 8.72 ; SEM-II: 9.60 ; SEM-III: 8.58 ; SEM-IV:10.00 ; SEM-V: 8.82 ; SEM-VI: 8.74 ; SEM-VII: 7.41 ; CGPI: 8.88													
CREDITS: SEM-I: 18 ; SEM-II: 20 ; SEM-III: 24 ; SEM-IV: 23 ; SEM-V: 22 ; SEM-VI: 23 ; SEM-VII: 22													
MARKS: SEM-I:534/675; SEM-II:609/725; SEM-III:561/725; SEM-IV:663/750; SEM-V:554/725; SEM-VI:554/725; SEM-VII:458/700; TOTAL: 4439/5675 (78.22%)													

6020607 PATEL CHINTAN VINAY POONAM

48	38	48	58	23	20	82							
13	12	11	13	21	23	42			P	RLE		452	
61	50	59	71	44	43	124							
3 C 7	21 3 D 6	18 3 D 6	18 3 B 8	24 1 O 10	10 1 O 10	10 6 O 10	60		20	161	8.05		
SGPI: SEM-I: 6.53 ; SEM-II: 7.23 ; SEM-III: 9.08 ; SEM-IV: 9.39 ; SEM-V: 9.00 ; SEM-VI: 7.04 ; SEM-VII: -- ; CGPI: --													
CREDITS: SEM-I: 18 ; SEM-II: 20 ; SEM-III: 24 ; SEM-IV: 23 ; SEM-V: 22 ; SEM-VI: 23 ; SEM-VII: --													
MARKS: SEM-I:404/675; SEM-II:461/725; SEM-III:580/725; SEM-IV:626/750; SEM-V:565/725; SEM-VI:463/725; SEM-VII:-- ; TOTAL: --													

6020608 SANKHE BHUMIT PRAKASH POOJA

58	47	55	43	20	19	78							
16	13	10	16	21	19	40			P			455	
74	60	65	59	41	38	118							
3 B 8	24 3 C 7	21 3 C 7	21 3 D 6	18 1 O 10	10 1 A 9	9 6 A 9	54		20	157	7.85		
SGPI: SEM-I: 7.71 ; SEM-II: 8.38 ; SEM-III: 9.83 ; SEM-IV: 9.91 ; SEM-V: 9.00 ; SEM-VI: 8.74 ; SEM-VII: 7.45 ; CGPI: 8.66													
CREDITS: SEM-I: 18 ; SEM-II: 20 ; SEM-III: 24 ; SEM-IV: 23 ; SEM-V: 22 ; SEM-VI: 23 ; SEM-VII: 22													
MARKS: SEM-I:441/675; SEM-II:531/725; SEM-III:601/725; SEM-IV:652/750; SEM-V:564/725; SEM-VI:543/725; SEM-VII:460/700; TOTAL: 4247/5675 (74.84%)													

/- FEMALE, #- 0.229, @- 0.5042/0.5043, \*- 0.5045, \$- Carried Forward Grade, -- Dyslexia, A/ABS- Absent, F- Fails, P- Passes

RR- Reserved, RLE- Reserve for Lower Examination, RPV- Provisional, RCC- 0.5050, ADC- Admission Cancelled

G:Grade, GP:Grade Point, C:Credits, ãC:Sum of Credit Points, ãCG:Sum of Product of Credits &amp; Grades

SGPI:Semester Grade Performance Index = ãCG/ãC, CGPI:Cumulative Grade Performance Index

% Marks : 80 and Above 75-79.99 70-74.99 60-69.99 50-59.99 45-49.99 40-44.99 Less Than 40

Grade / Gr. Pt. : O / 10 A / 9 B / 8 C / 7 D / 6 E / 5 P / 4 F / 0

SEAT NO	NAME	<Course-I>	<Course-II>	<Course-III>	<Course-IV>	<Course-V>	<Course-VI>	<Course-VII>	RESULT	REMARK	TOTAL MARKS OUT OF 650			
		Th(80/32)	Th(80/32)	Th(80/32)	Th(80/32)	Tw(25/10)	Tw(25/10)	Tw(100/40)						
		In(20/08)	In(20/08)	In(20/08)	In(20/08)	Pr/Or(25/10)	Pr/Or(25/10)	Pr/Or(50/20)						
		Total	Total	Total	Total	Total	Total	Total						
		C G GP C*G	C G GP C*G	C G GP C*G	C G GP C*G	C G GP C*G	C G GP C*G	C G GP C*G	ãC	ãCG	SGPI			
01.	MEC801	OPERATIONS PLANNING AND CONTROL					03.	MEDLO8052	SMART MATERIALS			05.	MEDLO8061	PRODUCT DESIGN AND DEVELOPMENT
08.	ILO8021	PROJECT MANAGEMEN					17.	MEL801	PRODUCT DESIGN AND DEVELOPMENT LAB			18.	MEL802	LABORATORY BASED ON IOT LAB
19.	MEP801	MAJOR PROJECT II												

6020609 SHAIKH MOHAMMED REHAN IBRAHIM FEHMIDA

46	57	59	62	18	21	80							
18	16	14	18	21	22	43			P			495	
64	73	73	80	39	43	123							
3 C 7	21 3 B 8	24 3 B 8	24 3 O 10 30	1 A 9	9 1 O 10 10	6 O 10 60			20	178	8.90		
SGPI: SEM-I: 8.78 ; SEM-II: 9.95 ; SEM-III: 9.63 ; SEM-IV: 9.91 ; SEM-V: 9.36 ; SEM-VI: 9.35 ; SEM-VII: 7.82 ; CGPI: 9.23													
CREDITS: SEM-I: 18 ; SEM-II: 20 ; SEM-III: 24 ; SEM-IV: 23 ; SEM-V: 22 ; SEM-VI: 23 ; SEM-VII: 22													
MARKS: SEM-I:524/675; SEM-II:631/725; SEM-III:627/725; SEM-IV:662/750; SEM-V:583/725; SEM-VI:586/725; SEM-VII:489/700; TOTAL: 4597/5675 (81.00%)													

6020610 SHAIKH SOHAIL ASLAM RUKHSANA

43	44	37	61	16	23	81							
18	13	16	18	18	23	40			P			451	
61	57	53	79	34	46	121							
3 C 7	21 3 D 6	18 3 D 6	18 3 A 9	27 1 C 7	7 1 O 10 10	6 O 10 60			20	161	8.05		
SGPI: SEM-I: 7.67 ; SEM-II: 8.90 ; SEM-III: 9.08 ; SEM-IV:10.00 ; SEM-V: 9.05 ; SEM-VI: 8.09 ; SEM-VII: 7.36 ; CGPI: 8.56													
CREDITS: SEM-I: 18 ; SEM-II: 20 ; SEM-III: 24 ; SEM-IV: 23 ; SEM-V: 22 ; SEM-VI: 23 ; SEM-VII: 22													
MARKS: SEM-I:461/675; SEM-II:566/725; SEM-III:581/725; SEM-IV:666/750; SEM-V:556/725; SEM-VI:529/725; SEM-VII:450/700; TOTAL: 4260/5675 (75.07%)													

6020611 SHIKHARE YASH DILIP NEETA

61	61	67	71	20	22	80							
19	19	16	18	23	22	40			P			539	
80	80	83	89	43	44	120							
3 O 10	30 3 O 10	30 3 O 10	30 3 O 10	30 1 O 10	10 1 O 10	10 6 O 10			20	200	10.00		
SGPI: SEM-I: 7.83 ; SEM-II: 8.75 ; SEM-III: 9.08 ; SEM-IV: 9.87 ; SEM-V: 8.55 ; SEM-VI: 9.52 ; SEM-VII: 9.41 ; CGPI: 9.16													
CREDITS: SEM-I: 18 ; SEM-II: 20 ; SEM-III: 24 ; SEM-IV: 23 ; SEM-V: 22 ; SEM-VI: 23 ; SEM-VII: 22													
MARKS: SEM-I:457/675; SEM-II:550/725; SEM-III:578/725; SEM-IV:647/750; SEM-V:548/725; SEM-VI:591/725; SEM-VII:557/700; TOTAL: 4467/5675 (78.71%)													

/- FEMALE, #- 0.229, @- 0.5042/0.5043, \*- 0.5045, \$- Carried Forward Grade, -- Dyslexia, A/ABS- Absent, F- Fails, P- Passes

RR- Reserved, RLE- Reserve for Lower Examination, RPV- Provisional, RCC- 0.5050, ADC- Admission Cancelled

G:Grade, GP:Grade Point, C:Credits, ãC:Sum of Credit Points, ãCG:Sum of Product of Credits &amp; Grades

SGPI:Semester Grade Performance Index = ãCG/ãC, CGPI:Cumulative Grade Performance Index

% Marks : 80 and Above 75-79.99 70-74.99 60-69.99 50-59.99 45-49.99 40-44.99 Less Than 40

Grade / Gr. Pt. : O / 10 A / 9 B / 8 C / 7 D / 6 E / 5 P / 4 F / 0

SEAT NO	NAME	<Course-I>	<Course-II>	<Course-III>	<Course-IV>	<Course-V>	<Course-VI>	<Course-VII>	RESULT	REMARK	TOTAL MARKS OUT OF 650			
		Th(80/32)	Th(80/32)	Th(80/32)	Th(80/32)	Tw(25/10)	Tw(25/10)	Tw(100/40)						
		In(20/08)	In(20/08)	In(20/08)	In(20/08)	Pr/Or(25/10)	Pr/Or(25/10)	Pr/Or(50/20)						
		Total	Total	Total	Total	Total	Total	Total						
		C G GP C*G	C G GP C*G	C G GP C*G	C G GP C*G	C G GP C*G	C G GP C*G	C G GP C*G	ãC	ãCG	SGPI			
01.	MEC801	OPERATIONS PLANNING AND CONTROL					03.	MEDL08052	SMART MATERIALS			05.	MEDL08061	PRODUCT DESIGN AND DEVELOPMENT
08.	ILO8021	PROJECT MANAGEMEN					17.	MEL801	PRODUCT DESIGN AND DEVELOPMENT LAB			18.	MEL802	LABORATORY BASED ON IOT LAB
19.	MEP801	MAJOR PROJECT II												

6020612 SINGH PRATIK PRADEEP KIRAN

66	47	65	54	20	22	82						
14	14	15	16	22	22	41			P		500	
80	61	80	70	42	44	123						
3 O 10	30 3 C 7 21	3 O 10 30	3 B 8 24	1 O 10 10	1 O 10 10	6 O 10 60			20	185	9.25	
SGPI: SEM-I: 7.14 ; SEM-II: 7.18 ; SEM-III: 8.63 ; SEM-IV: 9.26 ; SEM-V: 9.05 ; SEM-VI: 7.52 ; SEM-VII: 8.00 ; CGPI: 8.29												
CREDITS: SEM-I: 18 ; SEM-II: 20 ; SEM-III: 24 ; SEM-IV: 23 ; SEM-V: 22 ; SEM-VI: 23 ; SEM-VII: 22												
MARKS: SEM-I:447/675; SEM-II:468/725; SEM-III:550/725; SEM-IV:629/750; SEM-V:564/725; SEM-VI:486/725; SEM-VII:491/700; TOTAL: 4135/5675 (72.86%)												

6020613 T RAVIKIRAN RAVI VASANTHI

40	32	36	26 *	19	20	78						
10	9	8	10	18	21	44			P	RLE	371	
50	41	44	36	37	41	122						
3 D 6	18 3 P 4 12	3 P 4 12	3 P 4 12	1 B 8 8	1 O 10 10	6 O 10 60			20	132	6.60	
SGPI: SEM-I: 7.11 ; SEM-II: 7.80 ; SEM-III: 8.96 ; SEM-IV: 9.78 ; SEM-V: 8.91 ; SEM-VI: 5.43 ; SEM-VII: -- ; CGPI: --												
CREDITS: SEM-I: 18 ; SEM-II: 20 ; SEM-III: 24 ; SEM-IV: 23 ; SEM-V: 22 ; SEM-VI: 23 ; SEM-VII: --												
MARKS: SEM-I:436/675; SEM-II:498/725; SEM-III:559/725; SEM-IV:648/750; SEM-V:563/725; SEM-VI:373/725; SEM-VII:-- ; TOTAL: --												

6020614 /TAMBE SALONI DEEPAK MANASI

45	46	55	61	22	20	76						
16	15	14	18	20	23	38			P		469	
61	61	69	79	42	43	114						
3 C 7	21 3 C 7 21	3 C 7 21	3 A 9 27	1 O 10 10	1 O 10 10	6 A 9 54			20	164	8.20	
SGPI: SEM-I: 6.67 ; SEM-II: 8.23 ; SEM-III: 7.50 ; SEM-IV: 9.39 ; SEM-V: 8.45 ; SEM-VI: 6.30 ; SEM-VII: 8.09 ; CGPI: 7.87												
CREDITS: SEM-I: 18 ; SEM-II: 20 ; SEM-III: 24 ; SEM-IV: 23 ; SEM-V: 22 ; SEM-VI: 23 ; SEM-VII: 22												
MARKS: SEM-I:409/675; SEM-II:537/725; SEM-III:481/725; SEM-IV:609/750; SEM-V:532/725; SEM-VI:431/725; SEM-VII:507/700; TOTAL: 3975/5675 (70.04%)												

/- FEMALE, #- 0.229, @- 0.5042/0.5043, \*- 0.5045, \$- Carried Forward Grade, -- Dyslexia, A/ABS- Absent, F- Fails, P- Passes

RR- Reserved, RLE- Reserve for Lower Examination, RPV- Provisional, RCC- 0.5050, ADC- Admission Cancelled

G:Grade, GP:Grade Point, C:Credits, ãC:Sum of Credit Points, ãCG:Sum of Product of Credits &amp; Grades

SGPI:Semester Grade Performance Index = ãCG/ãC, CGPI:Cumulative Grade Performance Index

% Marks : 80 and Above 75-79.99 70-74.99 60-69.99 50-59.99 45-49.99 40-44.99 Less Than 40

Grade / Gr. Pt. : O / 10 A / 9 B / 8 C / 7 D / 6 E / 5 P / 4 F / 0

SEAT NO	NAME	<Course-I>	<Course-II>	<Course-III>	<Course-IV>	<Course-V>	<Course-VI>	<Course-VII>	RESULT	REMARK	TOTAL MARKS OUT OF 650	
Th(80/32)	Th(80/32)	Th(80/32)	Th(80/32)	Th(80/32)	Tw(25/10)	Tw(25/10)	Tw(100/40)					
In(20/08)	In(20/08)	In(20/08)	In(20/08)	In(20/08)	Pr/Or(25/10)	Pr/Or(25/10)	Pr/Or(50/20)					
Total	Total	Total	Total	Total	Total	Total	Total					
C G GP C*G	C G GP C*G	C G GP C*G	C G GP C*G	C G GP C*G	C G GP C*G	C G GP C*G	C G GP C*G	ãC	ãCG	SGPI		
01. MEC801	OPERATIONS PLANNING AND CONTROL					03. MEDLO8052	SMART MATERIALS				05. MEDLO8061	PRODUCT DESIGN AND DEVELOPMENT
08. ILO8021	PROJECT MANAGEMEN					17. MEL801	PRODUCT DESIGN AND DEVELOPMENT LAB				18. MEL802	LABORATORY BASED ON IOT LAB
19. MEP801	MAJOR PROJECT II											

6020615 /TILWANKAR SAKSHI ABHIJIT LEENA

51	51	66	53	14	19	82						
15	15	11	17	15	22	41			P		472	
66	66	77	70	29	41	123						
3 C 7 21 3 C 7 21 3 A 9 27 3 B 8 24 1 D 6 6 1 O 10 10 6 O 10 60									20	169	8.45	
SGPI: SEM-I: 8.89 ; SEM-II: 8.70 ; SEM-III: 9.04 ; SEM-IV: 9.52 ; SEM-V: 9.18 ; SEM-VI: 6.74 ; SEM-VII: 6.50 ; CGPI: 8.37												
CREDITS: SEM-I: 18 ; SEM-II: 20 ; SEM-III: 24 ; SEM-IV: 23 ; SEM-V: 22 ; SEM-VI: 23 ; SEM-VII: 22												
MARKS: SEM-I:523/675; SEM-II:559/725; SEM-III:568/725; SEM-IV:649/750; SEM-V:575/725; SEM-VI:452/725; SEM-VII:408/700; TOTAL: 4206/5675 (74.11%)												

01. MEC801	OPERATIONS PLANNING AND CONTROL					03. MEDLO8052	SMART MATERIALS				05. MEDLO8061	PRODUCT DESIGN AND DEVELOPMENT
12. ILO8025	PROFESSIONAL ETHICS AND CSR					17. MEL801	PRODUCT DESIGN AND DEVELOPMENT LAB				18. MEL802	LABORATORY BASED ON IOT LAB
19. MEP801	MAJOR PROJECT II											

6020616 BAGADE RAHUL CHANDRAKANT SONAL

52	35	57	48	24	22	78						
13	9	10	15	21	21	38			P		443	
65	44	67	63	45	43	116						
3 C 7 21 3 P 4 12 3 C 7 21 3 C 7 21 1 O 10 10 1 O 10 10 6 A 9 54									20	149	7.45	
SGPI: SEM-I: 6.11 ; SEM-II: 7.55 ; SEM-III: 9.25 ; SEM-IV:10.00 ; SEM-V: 9.27 ; SEM-VI: 7.35 ; SEM-VII: 7.41 ; CGPI: 8.13												
CREDITS: SEM-I: 18 ; SEM-II: 20 ; SEM-III: 24 ; SEM-IV: 23 ; SEM-V: 22 ; SEM-VI: 23 ; SEM-VII: 22												
MARKS: SEM-I:397/675; SEM-II:492/725; SEM-III:567/725; SEM-IV:641/750; SEM-V:576/725; SEM-VI:484/725; SEM-VII:451/700; TOTAL: 4051/5675 (71.38%)												

6020617 DIXIT ATHARV ANIL PRADNYA

53	45	54	49	22	21	82						
16	15	16	18	23	23	41			P		478	
69	60	70	67	45	44	123						
3 C 7 21 3 C 7 21 3 B 8 24 3 C 7 21 1 O 10 10 1 O 10 10 6 O 10 60									20	167	8.35	
SGPI: SEM-I: 7.22 ; SEM-II: 8.58 ; SEM-III: 8.88 ; SEM-IV: 9.65 ; SEM-V: 9.41 ; SEM-VI: 8.22 ; SEM-VII: 8.14 ; CGPI: 8.60												
CREDITS: SEM-I: 18 ; SEM-II: 20 ; SEM-III: 24 ; SEM-IV: 23 ; SEM-V: 22 ; SEM-VI: 23 ; SEM-VII: 22												
MARKS: SEM-I:438/675; SEM-II:551/725; SEM-III:554/725; SEM-IV:642/750; SEM-V:588/725; SEM-VI:522/725; SEM-VII:493/700; TOTAL: 4266/5675 (75.17%)												

/- FEMALE, #- 0.229, @- 0.5042/0.5043, \*- 0.5045, \$- Carried Forward Grade, -- Dyslexia, A/ABS- Absent, F- Fails, P- Passes

RR- Reserved, RLE- Reserve for Lower Examination, RPV- Provisional, RCC- 0.5050, ADC- Admission Cancelled

G:Grade, GP:Grade Point, C:Credits, ãC:Sum of Credit Points, ãCG:Sum of Product of Credits &amp; Grades

SGPI:Semester Grade Performance Index = ãCG/ãC, CGPI:Cumulative Grade Performance Index

% Marks : 80 and Above 75-79.99 70-74.99 60-69.99 50-59.99 45-49.99 40-44.99 Less Than 40

Grade / Gr. Pt. : O / 10 A / 9 B / 8 C / 7 D / 6 E / 5 F / 4 F / 0

SEAT_NO	NAME	<Course-I>	<Course-II>	<Course-III>	<Course-IV>	<Course-V>	<Course-VI>	<Course-VII>	RESULT	REMARK	TOTAL MARKS OUT OF 650			
		Th(80/32)	Th(80/32)	Th(80/32)	Th(80/32)	Tw(25/10)	Tw(25/10)	Tw(100/40)						
		In(20/08)	In(20/08)	In(20/08)	In(20/08)	Pr/Or(25/10)	Pr/Or(25/10)	Pr/Or(50/20)						
		Total	Total	Total	Total	Total	Total	Total						
		C G GP C*G	C G GP C*G	C G GP C*G	C G GP C*G	C G GP C*G	C G GP C*G	C G GP C*G	ãC	ãCG	SGPI			
01.	MEC801	OPERATIONS PLANNING AND CONTROL					03.	MEDLO8052	SMART MATERIALS			05.	MEDLO8061	PRODUCT DESIGN AND DEVELOPMENT
12.	ILO8025	PROFESSIONAL ETHICS AND CSR					17.	MEL801	PRODUCT DESIGN AND DEVELOPMENT LAB			18.	MEL802	LABORATORY BASED ON IOT LAB
19.	MEP801	MAJOR PROJECT II												

6020618 HOSKOTE SUYASH MAHESH PRERANA

36	41	52	32	22	22	85					
17	12	11	18	22	22	45	P				437
53	53	63	50	44	44	130					
3 D 6	18 3 D 6	18 3 C 7 21	3 D 6 18 1 0 10 10	1 0 10 10	6 0 10 60	20 155	7.75				
SGPI: SEM-I: 7.58 ; SEM-II: 8.80 ; SEM-III: 9.21 ; SEM-IV: 9.61 ; SEM-V: 9.41 ; SEM-VI: 8.83 ; SEM-VII: 7.00 ; CGPI: 8.57											
CREDITS: SEM-I: 18 ; SEM-II: 20 ; SEM-III: 24 ; SEM-IV: 23 ; SEM-V: 22 ; SEM-VI: 23 ; SEM-VII: 22											
MARKS: SEM-I:463/675; SEM-II:570/725; SEM-III:576/725; SEM-IV:626/750; SEM-V:593/725; SEM-VI:565/725; SEM-VII:424/700; TOTAL: 4254/5675 (74.96%)											

6020619 IRAKAR SHUBHAM MAYAPPA ARCHANA

32	63	46	45	23	21	86					
16	15	15	16	22	22	46	P	RPV			468
48	78	61	61	45	43	132					
3 E 5	15 3 A 9 27 3 C 7 21	3 C 7 21 1 0 10 10	1 0 10 10	6 0 10 60	20 164	8.20					
SGPI: SEM-I: 6.28 ; SEM-II: 7.83 ; SEM-III: 9.50 ; SEM-IV: 9.91 ; SEM-V: 9.18 ; SEM-VI: 7.61 ; SEM-VII: 7.55 ; CGPI: --											
CREDITS: SEM-I: 18 ; SEM-II: 20 ; SEM-III: 24 ; SEM-IV: 23 ; SEM-V: 22 ; SEM-VI: 23 ; SEM-VII: 22											
MARKS: SEM-I:404/675; SEM-II:512/725; SEM-III:583/725; SEM-IV:645/750; SEM-V:579/725; SEM-VI:491/725; SEM-VII:476/700; TOTAL: --											

6020620 KUSHTE UDESH PRASHANT PRAJAKTA

50	44	50	47	23	21	85					
17	16	15	15	22	23	45	P				473
67	60	65	62	45	44	130					
3 C 7	21 3 C 7 21 3 C 7 21	3 C 7 21 1 0 10 10	1 0 10 10	6 0 10 60	20 164	8.20					
SGPI: SEM-I: 8.50 ; SEM-II: 9.60 ; SEM-III: 9.46 ; SEM-IV:10.00 ; SEM-V: 9.32 ; SEM-VI: 8.65 ; SEM-VII: 7.18 ; CGPI: 8.88											
CREDITS: SEM-I: 18 ; SEM-II: 20 ; SEM-III: 24 ; SEM-IV: 23 ; SEM-V: 22 ; SEM-VI: 23 ; SEM-VII: 22											
MARKS: SEM-I:505/675; SEM-II:609/725; SEM-III:577/725; SEM-IV:663/750; SEM-V:580/725; SEM-VI:549/725; SEM-VII:454/700; TOTAL: 4410/5675 (77.71%)											

/- FEMALE, #- 0.229, @- 0.5042/0.5043, \*- 0.5045, \$- Carried Forward Grade, -- Dyslexia, A/ABS- Absent, F- Fails, P- Passes

RR- Reserved, RLE- Reserve for Lower Examination, RPV- Provisional, RCC- 0.5050, ADC- Admission Cancelled

G:Grade, GP:Grade Point, C:Credits, ãC:Sum of Credit Points, ãCG:Sum of Product of Credits &amp; Grades

SGPI:Semester Grade Performance Index = ãCG/ãC, CGPI:Cumulative Grade Performance Index

% Marks : 80 and Above 75-79.99 70-74.99 60-69.99 50-59.99 45-49.99 40-44.99 Less Than 40

Grade / Gr. Pt. : O / 10 A / 9 B / 8 C / 7 D / 6 E / 5 P / 4 F / 0

SEAT_NO	NAME	<Course-I>	<Course-II>	<Course-III>	<Course-IV>	<Course-V>	<Course-VI>	<Course-VII>	RESULT	REMARK	TOTAL MARKS OUT OF 650			
		Th(80/32)	Th(80/32)	Th(80/32)	Th(80/32)	Tw(25/10)	Tw(25/10)	Tw(100/40)						
		In(20/08)	In(20/08)	In(20/08)	In(20/08)	Pr/Or(25/10)	Pr/Or(25/10)	Pr/Or(50/20)						
		Total	Total	Total	Total	Total	Total	Total						
		C G GP C*G	C G GP C*G	C G GP C*G	C G GP C*G	C G GP C*G	C G GP C*G	C G GP C*G	ãC	ãCG	SGPI			
01.	MEC801	OPERATIONS PLANNING AND CONTROL					03.	MEDL08052	SMART MATERIALS			05.	MEDL08061	PRODUCT DESIGN AND DEVELOPMENT
12.	ILO8025	PROFESSIONAL ETHICS AND CSR					17.	MEL801	PRODUCT DESIGN AND DEVELOPMENT LAB			18.	MEL802	LABORATORY BASED ON IOT LAB
19.	MEP801	MAJOR PROJECT II												

6020621 RAUT DEVANG MAHENDRA SMITA

36	46	46	38	18	21	80					
13	12	11	15	19	21	40		P	RPV		416
49	58	57	53	37	42	120					
3 E 5 15 3 D 6 18 3 D 6 18 3 D 6 18 1 B 8 8 1 O 10 10 6 O 10 60								20	147	7.35	
SGPI: SEM-I: 6.75 ; SEM-II: 6.88 ; SEM-III: 9.13 ; SEM-IV: 9.74 ; SEM-V: 9.41 ; SEM-VI: 6.70 ; SEM-VII: 6.59 ; CGPI: --											
CREDITS: SEM-I: 18 ; SEM-II: 20 ; SEM-III: 24 ; SEM-IV: 23 ; SEM-V: 22 ; SEM-VI: 23 ; SEM-VII: 22											
MARKS: SEM-I:429/675; SEM-II:454/725; SEM-III:568/725; SEM-IV:626/750; SEM-V:569/725; SEM-VI:437/725; SEM-VII:417/700; TOTAL: --											

6020622 SHAH SHREE VINOD RASHMI

40	43	57	40	22	19	75					
17	11	10	13	20	19	39		P			425
57	54	67	53	42	38	114					
3 D 6 18 3 D 6 18 3 C 7 21 3 D 6 18 1 O 10 10 1 A 9 9 6 A 9 54								20	148	7.40	
SGPI: SEM-I: 7.00 ; SEM-II: 7.35 ; SEM-III: 8.38 ; SEM-IV: 9.57 ; SEM-V: 8.14 ; SEM-VI: 6.39 ; SEM-VII: 5.50 ; CGPI: 7.50											
CREDITS: SEM-I: 18 ; SEM-II: 20 ; SEM-III: 24 ; SEM-IV: 23 ; SEM-V: 22 ; SEM-VI: 23 ; SEM-VII: 22											
MARKS: SEM-I:426/675; SEM-II:490/725; SEM-III:543/725; SEM-IV:621/750; SEM-V:525/725; SEM-VI:431/725; SEM-VII:356/700; TOTAL: 3817/5675 (67.26%)											

6020623 SONKUSARE RAHUL GAJANAN LEELA

35	48	50	48	16	21	77					
13	13	13	13	19	23	40		P			429
48	61	63	61	35	44	117					
3 E 5 15 3 C 7 21 3 C 7 21 3 C 7 21 1 B 8 8 1 O 10 10 6 A 9 54								20	150	7.50	
SGPI: SEM-I: 7.22 ; SEM-II: 7.10 ; SEM-III: 8.54 ; SEM-IV: 9.70 ; SEM-V: 8.00 ; SEM-VI: 7.00 ; SEM-VII: 6.09 ; CGPI: 7.68 @0.07											
CREDITS: SEM-I: 18 ; SEM-II: 20 ; SEM-III: 24 ; SEM-IV: 23 ; SEM-V: 22 ; SEM-VI: 23 ; SEM-VII: 22											
MARKS: SEM-I:447/675; SEM-II:469/725; SEM-III:538/725; SEM-IV:640/750; SEM-V:523/725; SEM-VI:465/725; SEM-VII:391/700; TOTAL: 3902/5675 (68.76%)											

/- FEMALE, #- 0.229, @- 0.5042/0.5043, \*- 0.5045, \$- Carried Forward Grade, -- Dyslexia, A/ABS- Absent, F- Fails, P- Passes

RR- Reserved, RLE- Reserve for Lower Examination, RPV- Provisional, RCC- 0.5050, ADC- Admission Cancelled

G:Grade, GP:Grade Point, C:Credits, ãC:Sum of Credit Points, ãCG:Sum of Product of Credits &amp; Grades

SGPI:Semester Grade Performance Index = ãCG/ãC, CGPI:Cumulative Grade Performance Index

% Marks : 80 and Above 75-79.99 70-74.99 60-69.99 50-59.99 45-49.99 40-44.99 Less Than 40

Grade / Gr. Pt. : O / 10 A / 9 B / 8 C / 7 D / 6 E / 5 P / 4 F / 0

## SEAT\_NO NAME

<Course-I>	<Course-II>	<Course-III>	<Course-IV>	<Course-V>	<Course-VI>	<Course-VII>	TOTAL MARKS	RESULT	REMARK	OUT OF 650
Th(80/32)	Th(80/32)	Th(80/32)	Th(80/32)	Tw(25/10)	Tw(25/10)	Tw(100/40)				
In(20/08)	In(20/08)	In(20/08)	In(20/08)	Pr/Or(25/10)	Pr/Or(25/10)	Pr/Or(50/20)				
Total	Total	Total	Total	Total	Total	Total				
C G GP C*G	C G GP C*G	C G GP C*G	C G GP C*G	C G GP C*G	C G GP C*G	C G GP C*G		ãC	ãCG	SGPI
01. MEC801	OPERATIONS PLANNING AND CONTROL			03. MEDLO8052	SMART MATERIALS		05. MEDLO8061	PRODUCT DESIGN AND DEVELOPMENT		
12. ILO8025	PROFESSIONAL ETHICS AND CSR			17. MEL801	PRODUCT DESIGN AND DEVELOPMENT LAB		18. MEL802	LABORATORY BASED ON IOT LAB		
19. MEP801	MAJOR PROJECT II									

## 6020624 TAKKE VARAD SANTOSH SUKHDA

40	40	42	45	19	21	83				
18	15	14	16	22	23	42	P			440
58	55	56	61	41	44	125				
3 D 6 18 3 D 6 18 3 D 6 18	3 C 7 21 1 O 10 10	1 O 10 10	6 O 10 60	20	155	7.75				
SGPI: SEM-I: 6.83 ; SEM-II: 8.45 ; SEM-III: 9.50 ; SEM-IV: 10.00 ; SEM-V: 9.27 ; SEM-VI: 8.65 ; SEM-VII: 7.14 ; CGPI: 8.52										
CREDITS: SEM-I: 18 ; SEM-II: 20 ; SEM-III: 24 ; SEM-IV: 23 ; SEM-V: 22 ; SEM-VI: 23 ; SEM-VII: 22										
MARKS: SEM-I:417/675; SEM-II:548/725; SEM-III:599/725; SEM-IV:649/750; SEM-V:587/725; SEM-VI:548/725; SEM-VII:457/700; TOTAL: 4245/5675 (74.80%)										

## 6020625 TANDEL ABHISHEK ROHIDAS ANJELA

51	46	55	51	19	20	79				
15	11	10	14	20	23	39	P	RLE		453
66	57	65	65	39	43	118				
3 C 7 21 3 D 6 18 3 C 7 21 3 C 7 21 1 A 9 9 1 O 10 10 6 A 9 54	20	154	7.70							
SGPI: SEM-I: 8.94 ; SEM-II: 8.85 ; SEM-III: 9.13 ; SEM-IV: 9.87 ; SEM-V: 9.09 ; SEM-VI: 8.35 ; SEM-VII: -- ; CGPI: --										
CREDITS: SEM-I: 18 ; SEM-II: 20 ; SEM-III: 24 ; SEM-IV: 23 ; SEM-V: 22 ; SEM-VI: 23 ; SEM-VII: --										
MARKS: SEM-I:528/675; SEM-II:565/725; SEM-III:579/725; SEM-IV:630/750; SEM-V:563/725; SEM-VI:533/725; SEM-VII:-- ; TOTAL: --										

01. MEC801	OPERATIONS PLANNING AND CONTROL			03. MEDLO8052	SMART MATERIALS		05. MEDLO8061	PRODUCT DESIGN AND DEVELOPMENT		
16. ILO8029	ENVIRONMENTAL MANAGEMENT			17. MEL801	PRODUCT DESIGN AND DEVELOPMENT LAB		18. MEL802	LABORATORY BASED ON IOT LAB		
19. MEP801	MAJOR PROJECT II									

## 6020626 ADHIKARI ROHIT DEEPAK GANGA

51	56	49	52	20	20	71				
14	15	11	11	18	20	38	P			446
65	71	60	63	38	40	109				
3 C 7 21 3 B 8 24 3 C 7 21 3 C 7 21 1 A 9 9 1 O 10 10 6 B 8 48	20	154	7.70							
SGPI: SEM-I: 6.97 ; SEM-II: 6.45 ; SEM-III: 8.71 ; SEM-IV: 9.43 ; SEM-V: 8.73 ; SEM-VI: 5.91 ; SEM-VII: 6.91 ; CGPI: 7.64										
CREDITS: SEM-I: 18 ; SEM-II: 20 ; SEM-III: 24 ; SEM-IV: 23 ; SEM-V: 22 ; SEM-VI: 23 ; SEM-VII: 22										
MARKS: SEM-I:433/675; SEM-II:428/725; SEM-III:553/725; SEM-IV:627/750; SEM-V:556/725; SEM-VI:407/725; SEM-VII:438/700; TOTAL: 3888/5675 (68.51%)										

/- FEMALE, #- 0.229, @- 0.5042/0.5043, \*- 0.5045, \$- Carried Forward Grade, -- Dyslexia, A/ABS- Absent, F- Fails, P- Passes

RR- Reserved, RLE- Reserve for Lower Examination, RPV- Provisional, RCC- 0.5050, ADC- Admission Cancelled

G:Grade, GP:Grade Point, C:Credits, ãC:Sum of Credit Points, ãCG:Sum of Product of Credits & Grades

SGPI:Semester Grade Performance Index = ãCG/ãC, CGPI:Cumulative Grade Performance Index

% Marks : 80 and Above 75-79.99 70-74.99 60-69.99 50-59.99 45-49.99 40-44.99 Less Than 40

Grade / Gr. Pt. : O / 10 A / 9 B / 8 C / 7 D / 6 E / 5 F / 4 F / 0





SEAT NO	NAME	<Course-I>	<Course-II>	<Course-III>	<Course-IV>	<Course-V>	<Course-VI>	<Course-VII>	RESULT	REMARK	TOTAL MARKS OUT OF 650			
		Th(80/32)	Th(80/32)	Th(80/32)	Th(80/32)	Tw(25/10)	Tw(25/10)	Tw(100/40)						
		In(20/08)	In(20/08)	In(20/08)	In(20/08)	Pr/Or(25/10)	Pr/Or(25/10)	Pr/Or(50/20)						
		Total	Total	Total	Total	Total	Total	Total						
		C G GP C*G	C G GP C*G	C G GP C*G	C G GP C*G	C G GP C*G	C G GP C*G	C G GP C*G	ãC	ãCG	SGPI			
01.	MEC801	OPERATIONS PLANNING AND CONTROL					03.	MEDL08052	SMART MATERIALS			05.	MEDL08061	PRODUCT DESIGN AND DEVELOPMENT
16.	ILO8029	ENVIRONMENTAL MANAGEMENT					17.	MEL801	PRODUCT DESIGN AND DEVELOPMENT LAB			18.	MEL802	LABORATORY BASED ON IOT LAB
19.	MEP801	MAJOR PROJECT II												

6020630 BHOITE SAGAR JAY SUNITA

50	51	57	56	21	21	71					
15	16	13	14	21	23	41			P	RPV	470
65	67	70	70	42	44	112					
3 C 7 21 3 C 7 21 3 B 8 24 3 B 8 24 1 O 10 10 1 O 10 10 6 B 8 48									20	158	7.90

(DIPLOMA STUDENT)

SGPI: SEM-III: 9.71 ; SEM-IV: 9.96 ; SEM-V: 9.00 ; SEM-VI: 7.87 ; SEM-VII: 7.27 ; CGPI: --  
 CREDITS: SEM-III: 24 ; SEM-IV: 23 ; SEM-V: 22 ; SEM-VI: 23 ; SEM-VII: 22  
 MARKS: SEM-III:619/725; SEM-IV:657/750; SEM-V:561/725; SEM-VI:497/725; SEM-VII:460/700; TOTAL: --

6020631 BIRJE PRADNIL PRAMOD PRANOTI

32	47	60	48	22	20	71					
15	13	12	12	20	22	42			P	RPV	436
47	60	72	60	42	42	113					
3 E 5 15 3 C 7 21 3 B 8 24 3 C 7 21 1 O 10 10 1 O 10 10 6 A 9 54									20	155	7.75

(DIPLOMA STUDENT)

SGPI: SEM-III: 9.75 ; SEM-IV: 9.83 ; SEM-V: 8.64 ; SEM-VI: 6.57 ; SEM-VII: 6.82 ; CGPI: --  
 CREDITS: SEM-III: 24 ; SEM-IV: 23 ; SEM-V: 22 ; SEM-VI: 23 ; SEM-VII: 22  
 MARKS: SEM-III:613/725; SEM-IV:653/750; SEM-V:539/725; SEM-VI:438/725; SEM-VII:436/700; TOTAL: --

6020632 D'SOUZA LANCE SEBASTIAN PRESILLA

47	53	62	54	22	23	81					
17	16	11	13	21	22	43			P	RPV	485
64	69	73	67	43	45	124					
3 C 7 21 3 C 7 21 3 B 8 24 3 C 7 21 1 O 10 10 1 O 10 10 6 O 10 60									20	167	8.35

(DIPLOMA STUDENT)

SGPI: SEM-III: 9.33 ; SEM-IV: 9.70 ; SEM-V: 8.50 ; SEM-VI: 7.61 ; SEM-VII: 8.55 ; CGPI: --  
 CREDITS: SEM-III: 24 ; SEM-IV: 23 ; SEM-V: 22 ; SEM-VI: 23 ; SEM-VII: 22  
 MARKS: SEM-III:605/725; SEM-IV:639/750; SEM-V:543/725; SEM-VI:502/725; SEM-VII:511/700; TOTAL: --

/- FEMALE, #- 0.229, @- 0.5042/0.5043, \*- 0.5045, \$- Carried Forward Grade, -- Dyslexia, A/ABS- Absent, F- Fails, P- Passes

RR- Reserved, RLE- Reserve for Lower Examination, RPV- Provisional, RCC- 0.5050, ADC- Admission Cancelled

G:Grade, GP:Grade Point, C:Credits, ãC:Sum of Credit Points, ãCG:Sum of Product of Credits &amp; Grades

SGPI:Semester Grade Performance Index = ãCG/ãC, CGPI:Cumulative Grade Performance Index

% Marks : 80 and Above 75-79.99 70-74.99 60-69.99 50-59.99 45-49.99 40-44.99 Less Than 40

Grade / Gr. Pt. : O / 10 A / 9 B / 8 C / 7 D / 6 E / 5 P / 4 F / 0

SEAT NO	NAME	<Course-I>	<Course-II>	<Course-III>	<Course-IV>	<Course-V>	<Course-VI>	<Course-VII>	RESULT	REMARK	TOTAL MARKS OUT OF 650			
		Th(80/32)	Th(80/32)	Th(80/32)	Th(80/32)	Tw(25/10)	Tw(25/10)	Tw(100/40)						
		In(20/08)	In(20/08)	In(20/08)	In(20/08)	Pr/Or(25/10)	Pr/Or(25/10)	Pr/Or(50/20)						
		Total	Total	Total	Total	Total	Total	Total						
		C G GP C*G	C G GP C*G	C G GP C*G	C G GP C*G	C G GP C*G	C G GP C*G	C G GP C*G	ãC	ãCG	SGPI			
01.	MEC801	OPERATIONS PLANNING AND CONTROL					03.	MEDLO8052	SMART MATERIALS			05.	MEDLO8061	PRODUCT DESIGN AND DEVELOPMENT
16.	ILO8029	ENVIRONMENTAL MANAGEMENT					17.	MEL801	PRODUCT DESIGN AND DEVELOPMENT LAB			18.	MEL802	LABORATORY BASED ON IOT LAB
19.	MEP801	MAJOR PROJECT II												

6020633 DAMODAR VIDHIT CHANDRASHEKHAR POONAM

67	52	74	63	22	20	82							
18	18	17	14	22	21	45			P			535	
85	70	91	77	44	41	127							
3 O 10	30 3 B 8 24	3 O 10 30	3 A 9 27	1 O 10 10	1 O 10 10	6 O 10 60			20	191	9.55		
SGPI: SEM-I: 8.44 ; SEM-II: 9.63 ; SEM-III: 9.88 ; SEM-IV: 9.91 ; SEM-V: 9.59 ; SEM-VI: 9.52 ; SEM-VII: 8.68 ; CGPI: 9.43													
CREDITS: SEM-I: 18 ; SEM-II: 20 ; SEM-III: 24 ; SEM-IV: 23 ; SEM-V: 22 ; SEM-VI: 23 ; SEM-VII: 22													
MARKS: SEM-I:506/675; SEM-II:600/725; SEM-III:619/725; SEM-IV:672/750; SEM-V:597/725; SEM-VI:605/725; SEM-VII:531/700; TOTAL: 4665/5675 (82.20%)													

6020634 DARADE AMOL BABASAHEB MANDA

58	47	51	51	20	20	78							
15	15	11	11	21	21	41			P			460	
73	62	62	62	41	41	119							
3 B 8	24 3 C 7 21	3 C 7 21	3 C 7 21	1 O 10 10	1 O 10 10	6 A 9 54			20	161	8.05		
SGPI: SEM-I: 6.28 ; SEM-II: 7.43 ; SEM-III: 9.67 ; SEM-IV: 9.70 ; SEM-V: 8.77 ; SEM-VI: 7.22 ; SEM-VII: 7.18 ; CGPI: 8.11													
CREDITS: SEM-I: 18 ; SEM-II: 20 ; SEM-III: 24 ; SEM-IV: 23 ; SEM-V: 22 ; SEM-VI: 23 ; SEM-VII: 22													
MARKS: SEM-I:397/675; SEM-II:473/725; SEM-III:589/725; SEM-IV:646/750; SEM-V:562/725; SEM-VI:474/725; SEM-VII:446/700; TOTAL: 4047/5675 (71.31%)													

6020635 DAVALE VAIBHAV GURUDATT RUPA

40	51	35	52	17	19	74							
9	11	11	8	19	22	38			P	RLE		406	
49	62	46	60	36	41	112							
3 E 5	15 3 C 7 21	3 E 5 15	3 C 7 21	1 B 8 8	1 O 10 10	6 B 8 48			20	138	6.90		
SGPI: SEM-I: 8.31 ; SEM-II: 6.95 ; SEM-III: 8.54 ; SEM-IV: 9.22 ; SEM-V: 9.00 ; SEM-VI: 6.70 ; SEM-VII: -- ; CGPI: --													
CREDITS: SEM-I: 18 ; SEM-II: 20 ; SEM-III: 24 ; SEM-IV: 23 ; SEM-V: 22 ; SEM-VI: 23 ; SEM-VII: --													
MARKS: SEM-I:482/675; SEM-II:467/725; SEM-III:530/725; SEM-IV:615/750; SEM-V:560/725; SEM-VI:431/725; SEM-VII:-- ; TOTAL: --													

/- FEMALE, #- 0.229, @- 0.5042/0.5043, \*- 0.5045, \$- Carried Forward Grade, -- Dyslexia, A/ABS- Absent, F- Fails, P- Passes

RR- Reserved, RLE- Reserve for Lower Examination, RPV- Provisional, RCC- 0.5050, ADC- Admission Cancelled

G:Grade, GP:Grade Point, C:Credits, ãC:Sum of Credit Points, ãCG:Sum of Product of Credits &amp; Grades

SGPI:Semester Grade Performance Index = ãCG/ãC, CGPI:Cumulative Grade Performance Index

% Marks : 80 and Above 75-79.99 70-74.99 60-69.99 50-59.99 45-49.99 40-44.99 Less Than 40

Grade / Gr. Pt. : O / 10 A / 9 B / 8 C / 7 D / 6 E / 5 P / 4 F / 0

SEAT NO	NAME	<Course-I>	<Course-II>	<Course-III>	<Course-IV>	<Course-V>	<Course-VI>	<Course-VII>	RESULT	REMARK	TOTAL MARKS			
		Th(80/32)	Th(80/32)	Th(80/32)	Th(80/32)	Tw(25/10)	Tw(25/10)	Tw(100/40)			OUT OF 650			
		In(20/08)	In(20/08)	In(20/08)	In(20/08)	Pr/Or(25/10)	Pr/Or(25/10)	Pr/Or(50/20)						
		Total	Total	Total	Total	Total	Total	Total						
		C G GP C*G	C G GP C*G	C G GP C*G	C G GP C*G	C G GP C*G	C G GP C*G	C G GP C*G	ãC	ãCG	SGPI			
01.	MEC801	OPERATIONS PLANNING AND CONTROL					03.	MEDLO8052	SMART MATERIALS			05.	MEDLO8061	PRODUCT DESIGN AND DEVELOPMENT
16.	ILO8029	ENVIRONMENTAL MANAGEMENT					17.	MEL801	PRODUCT DESIGN AND DEVELOPMENT LAB			18.	MEL802	LABORATORY BASED ON IOT LAB
19.	MEP801	MAJOR PROJECT II												

6020636 DEOKAR MAYUR VASANT MADHURI

37	56	53	46	15	18	70																	
11	11	12	10	17	19	35			P			410											
48	67	65	56	32	37	105																	
3 E	5	15	3 C	7	21	3 C	7	21	3 D	6	18	1 C	7	7	1 B	8	8	6 B	8	48	20	138	6.90
SGPI: SEM-I: 5.83 ; SEM-II: 7.15 ; SEM-III: 8.67 ; SEM-IV:10.00 ; SEM-V: 8.91 ; SEM-VI: 6.57 ; SEM-VII: 7.05 ; CGPI: 7.71 @0.04																							
CREDITS: SEM-I: 18 ; SEM-II: 20 ; SEM-III: 24 ; SEM-IV: 23 ; SEM-V: 22 ; SEM-VI: 23 ; SEM-VII: 22																							
MARKS: SEM-I:379/675; SEM-II:466/725; SEM-III:548/725; SEM-IV:648/750; SEM-V:550/725; SEM-VI:429/725; SEM-VII:432/700; TOTAL: 3862/5675 (68.05%)																							

6020637 DIAS ALSTON MILTON SWEETA

32	32	43	34	21	22	77																	
13	8	8	10	16	22	40			P	RPV		378											
45	40	51	44	37	44	117																	
3 E	5	15	3 P	4	12	3 D	6	18	3 P	4	12	1 B	8	8	1 O	10	10	6 A	9	54	20	129	6.45
(DIPLOMA STUDENT)																							
SGPI: SEM-III: 8.67 ; SEM-IV: 9.39 ; SEM-V: 8.14 ; SEM-VI: 6.13 ; SEM-VII: -- ; CGPI: --																							
CREDITS: SEM-III: 24 ; SEM-IV: 23 ; SEM-V: 22 ; SEM-VI: 23 ; SEM-VII: --																							
MARKS: SEM-III:550/725; SEM-IV:601/750; SEM-V:517/725; SEM-VI:404/725; SEM-VII:-- ; TOTAL: --																							

6020638 GAIKWAD SHUBHAM SANTOSH MEEELAN

59	47	44	52	24	22	71																	
18	17	14	12	22	19	41			P	RPV		462											
77	64	58	64	46	41	112																	
3 A	9	27	3 C	7	21	3 D	6	18	3 C	7	21	1 O	10	10	1 O	10	10	6 B	8	48	20	155	7.75
(DIPLOMA STUDENT)																							
SGPI: SEM-III: 9.42 ; SEM-IV: 9.17 ; SEM-V: 8.73 ; SEM-VI: 7.87 ; SEM-VII: 7.23 ; CGPI: --																							
CREDITS: SEM-III: 24 ; SEM-IV: 23 ; SEM-V: 22 ; SEM-VI: 23 ; SEM-VII: 22																							
MARKS: SEM-III:589/725; SEM-IV:633/750; SEM-V:545/725; SEM-VI:501/725; SEM-VII:463/700; TOTAL: --																							

/- FEMALE, #- 0.229, @- 0.5042/0.5043, \*- 0.5045, \$- Carried Forward Grade, -- Dyslexia, A/ABS- Absent, F- Fails, P- Passes

RR- Reserved, RLE- Reserve for Lower Examination, RPV- Provisional, RCC- 0.5050, ADC- Admission Cancelled

G:Grade, GP:Grade Point, C:Credits, ãC:Sum of Credit Points, ãCG:Sum of Product of Credits &amp; Grades

SGPI:Semester Grade Performance Index = ãCG/ãC, CGPI:Cumulative Grade Performance Index

% Marks : 80 and Above 75-79.99 70-74.99 60-69.99 50-59.99 45-49.99 40-44.99 Less Than 40

Grade / Gr. Pt. : O / 10 A / 9 B / 8 C / 7 D / 6 E / 5 P / 4 F / 0

SEAT NO	NAME	<Course-I>	<Course-II>	<Course-III>	<Course-IV>	<Course-V>	<Course-VI>	<Course-VII>	RESULT	REMARK	TOTAL MARKS OUT OF 650			
		Th(80/32)	Th(80/32)	Th(80/32)	Th(80/32)	Tw(25/10)	Tw(25/10)	Tw(100/40)						
		In(20/08)	In(20/08)	In(20/08)	In(20/08)	Pr/Or(25/10)	Pr/Or(25/10)	Pr/Or(50/20)						
		Total	Total	Total	Total	Total	Total	Total						
		C G GP C*G	C G GP C*G	C G GP C*G	C G GP C*G	C G GP C*G	C G GP C*G	C G GP C*G	ãC	ãCG	SGPI			
01.	MEC801	OPERATIONS PLANNING AND CONTROL					03.	MEDLO8052	SMART MATERIALS			05.	MEDLO8061	PRODUCT DESIGN AND DEVELOPMENT
16.	ILO8029	ENVIRONMENTAL MANAGEMENT					17.	MEL801	PRODUCT DESIGN AND DEVELOPMENT LAB			18.	MEL802	LABORATORY BASED ON IOT LAB
19.	MEP801	MAJOR PROJECT II												

6020639 GHASIS PUSHKAR MOHAN MANASI

60	38	48	63	21	22	76					
12	12	12	10	22	20	39			P	RPV	455
72	50	60	73	43	42	115					
3 B 8 24 3 D 6 18 3 C 7 21 3 B 8 24 1 O 10 10 1 O 10 10 6 A 9 54									20	161	8.05

(DIPLOMA STUDENT)

SGPI: SEM-III: 9.17 ; SEM-IV: 9.74 ; SEM-V: 8.45 ; SEM-VI: 6.39 ; SEM-VII: 7.77 ; CGPI: --  
 CREDITS: SEM-III: 24 ; SEM-IV: 23 ; SEM-V: 22 ; SEM-VI: 23 ; SEM-VII: 22  
 MARKS: SEM-III:585/725; SEM-IV:634/750; SEM-V:531/725; SEM-VI:427/725; SEM-VII:477/700; TOTAL: --

6020640 GHONE SHUBHAM SHANTARAM SHRADDHA

37	34	56	47	24	23	80					
18	15	15	12	20	23	42			P	RPV	446
55	49	71	59	44	46	122					
3 D 6 18 3 E 5 15 3 B 8 24 3 D 6 18 1 O 10 10 1 O 10 10 6 O 10 60									20	155	7.75

(DIPLOMA STUDENT)

SGPI: SEM-III:10.00 ; SEM-IV: 9.83 ; SEM-V: 9.23 ; SEM-VI: 8.70 ; SEM-VII: 7.59 ; CGPI: --  
 CREDITS: SEM-III: 24 ; SEM-IV: 23 ; SEM-V: 22 ; SEM-VI: 23 ; SEM-VII: 22  
 MARKS: SEM-III:653/725; SEM-IV:666/750; SEM-V:572/725; SEM-VI:553/725; SEM-VII:469/700; TOTAL: --

6020641 GORIWALE BHUSHAN VINOD NAYANA

46	38	58	48	20	20	80					
15	14	14	13	19	21	42			P		448
61	52	72	61	39	41	122					
3 C 7 21 3 D 6 18 3 B 8 24 3 C 7 21 1 A 9 9 1 O 10 10 6 O 10 60									20	163	8.15

SGPI: SEM-I: 6.06 ; SEM-II: 7.10 ; SEM-III: 8.50 ; SEM-IV: 9.39 ; SEM-V: 8.36 ; SEM-VI: 6.43 ; SEM-VII: 6.95 ; CGPI: 7.67 @0.08  
 CREDITS: SEM-I: 18 ; SEM-II: 20 ; SEM-III: 24 ; SEM-IV: 23 ; SEM-V: 22 ; SEM-VI: 23 ; SEM-VII: 22  
 MARKS: SEM-I:382/675; SEM-II:477/725; SEM-III:535/725; SEM-IV:609/750; SEM-V:528/725; SEM-VI:428/725; SEM-VII:442/700; TOTAL: 3849/5675 (67.82%)

/- FEMALE, #- 0.229, @- 0.5042/0.5043, \*- 0.5045, \$- Carried Forward Grade, -- Dyslexia, A/ABS- Absent, F- Fails, P- Passes

RR- Reserved, RLE- Reserve for Lower Examination, RPV- Provisional, RCC- 0.5050, ADC- Admission Cancelled

G:Grade, GP:Grade Point, C:Credits, ãC:Sum of Credit Points, ãCG:Sum of Product of Credits &amp; Grades

SGPI:Semester Grade Performance Index = ãCG/ãC, CGPI:Cumulative Grade Performance Index

% Marks : 80 and Above 75-79.99 70-74.99 60-69.99 50-59.99 45-49.99 40-44.99 Less Than 40

Grade / Gr. Pt. : O / 10 A / 9 B / 8 C / 7 D / 6 E / 5 P / 4 F / 0

SEAT NO	NAME	<Course-I>	<Course-II>	<Course-III>	<Course-IV>	<Course-V>	<Course-VI>	<Course-VII>	RESULT	REMARK	TOTAL MARKS OUT OF 650			
		Th(80/32)	Th(80/32)	Th(80/32)	Th(80/32)	Tw(25/10)	Tw(25/10)	Tw(100/40)						
		In(20/08)	In(20/08)	In(20/08)	In(20/08)	Pr/Or(25/10)	Pr/Or(25/10)	Pr/Or(50/20)						
		Total	Total	Total	Total	Total	Total	Total						
		C G GP C*G	C G GP C*G	C G GP C*G	C G GP C*G	C G GP C*G	C G GP C*G	C G GP C*G	ãC	ãCG	SGPI			
01.	MEC801	OPERATIONS PLANNING AND CONTROL					03.	MEDL08052	SMART MATERIALS			05.	MEDL08061	PRODUCT DESIGN AND DEVELOPMENT
16.	ILO8029	ENVIRONMENTAL MANAGEMENT					17.	MEL801	PRODUCT DESIGN AND DEVELOPMENT LAB			18.	MEL802	LABORATORY BASED ON IOT LAB
19.	MEP801	MAJOR PROJECT II												

6020642 GOSAVI RUSHIKESH SANJU SUSHMA

60	48	62	66	20	20	76					
16	15	13	16	18	21	39			P		490
76	63	75	82	38	41	115					
3 A 9	27 3 C 7 21	3 A 9 27	3 O 10 30	1 A 9 9	1 O 10 10	6 A 9 54			20	178	8.90
SGPI: SEM-I: 8.28 ; SEM-II: 8.50 ; SEM-III: 9.46 ; SEM-IV: 9.39 ; SEM-V: 8.82 ; SEM-VI: 8.13 ; SEM-VII: 7.59 ; CGPI: 8.65											
CREDITS: SEM-I: 18 ; SEM-II: 20 ; SEM-III: 24 ; SEM-IV: 23 ; SEM-V: 22 ; SEM-VI: 23 ; SEM-VII: 22											
MARKS: SEM-I:500/675; SEM-II:539/725; SEM-III:586/725; SEM-IV:645/750; SEM-V:542/725; SEM-VI:524/725; SEM-VII:480/700; TOTAL: 4306/5675 (75.88%)											

6020643 GUJAR RAJENDRA GAJANAN SUREKHA

59	47	63	60	23	20	82					
16	16	16	13	22	20	43			P		500
75	63	79	73	45	40	125					
3 A 9	27 3 C 7 21	3 A 9 27	3 B 8 24	1 O 10 10	1 O 10 10	6 O 10 60			20	179	8.95
SGPI: SEM-I: 7.58 ; SEM-II: 8.78 ; SEM-III: 9.33 ; SEM-IV: 9.83 ; SEM-V: 9.32 ; SEM-VI: 8.78 ; SEM-VII: 8.09 ; CGPI: 8.87											
CREDITS: SEM-I: 18 ; SEM-II: 20 ; SEM-III: 24 ; SEM-IV: 23 ; SEM-V: 22 ; SEM-VI: 23 ; SEM-VII: 22											
MARKS: SEM-I:459/675; SEM-II:558/725; SEM-III:585/725; SEM-IV:652/750; SEM-V:573/725; SEM-VI:565/725; SEM-VII:510/700; TOTAL: 4402/5675 (77.57%)											

6020644 GUPTA KARAN OMPRAKASH MEENA

45	46	56	55	24	22	77					
17	15	17	10	21	21	40			P	RPV	466
62	61	73	65	45	43	117					
3 C 7	21 3 C 7 21	3 B 8 24	3 C 7 21	1 O 10 10	1 O 10 10	6 A 9 54			20	161	8.05
(DIPLOMA STUDENT)											
SGPI: SEM-III: 9.58 ; SEM-IV: 9.52 ; SEM-V: 8.50 ; SEM-VI: 8.22 ; SEM-VII: -- ; CGPI: --											
CREDITS: SEM-III: 24 ; SEM-IV: 23 ; SEM-V: 22 ; SEM-VI: 23 ; SEM-VII: --											
MARKS: SEM-III:609/725; SEM-IV:625/750; SEM-V:539/725; SEM-VI:531/725; SEM-VII:-- ; TOTAL: --											

/- FEMALE, #- 0.229, @- 0.5042/0.5043, \*- 0.5045, \$- Carried Forward Grade, -- Dyslexia, A/ABS- Absent, F- Fails, P- Passes

RR- Reserved, RLE- Reserve for Lower Examination, RPV- Provisional, RCC- 0.5050, ADC- Admission Cancelled

G:Grade, GP:Grade Point, C:Credits, ãC:Sum of Credit Points, ãCG:Sum of Product of Credits &amp; Grades

SGPI:Semester Grade Performance Index = ãCG/ãC, CGPI:Cumulative Grade Performance Index

% Marks : 80 and Above 75-79.99 70-74.99 60-69.99 50-59.99 45-49.99 40-44.99 Less Than 40

Grade / Gr. Pt. : O / 10 A / 9 B / 8 C / 7 D / 6 E / 5 P / 4 F / 0

SEAT NO	NAME	<Course-I>	<Course-II>	<Course-III>	<Course-IV>	<Course-V>	<Course-VI>	<Course-VII>	RESULT	REMARK	TOTAL MARKS OUT OF 650			
		Th(80/32)	Th(80/32)	Th(80/32)	Th(80/32)	Tw(25/10)	Tw(25/10)	Tw(100/40)						
		In(20/08)	In(20/08)	In(20/08)	In(20/08)	Pr/Or(25/10)	Pr/Or(25/10)	Pr/Or(50/20)						
		Total	Total	Total	Total	Total	Total	Total						
		C G GP C*G	C G GP C*G	C G GP C*G	C G GP C*G	C G GP C*G	C G GP C*G	C G GP C*G	ãC	ãCG	SGPI			
01.	MEC801	OPERATIONS PLANNING AND CONTROL					03.	MEDL08052	SMART MATERIALS			05.	MEDL08061	PRODUCT DESIGN AND DEVELOPMENT
16.	ILO8029	ENVIRONMENTAL MANAGEMENT					17.	MEL801	PRODUCT DESIGN AND DEVELOPMENT LAB			18.	MEL802	LABORATORY BASED ON IOT LAB
19.	MEP801	MAJOR PROJECT II												
6020645	JHA DEEPAK SANTOSH NUTAN													
		58	44	65	56	23	20	71						
		17	13	10	10	19	20	36	P		462			
		75	57	75	66	42	40	107						
		3 A 9	27 3 D 6	18 3 A 9	27 3 C 7 21	1 0 10 10	1 0 10 10	6 B 8 48	20	161	8.05			
		SGPI: SEM-I: 7.67 ; SEM-II: 8.83 ; SEM-III: 8.33 ; SEM-IV: 9.52 ; SEM-V: 8.55 ; SEM-VI: 6.70 ; SEM-VII: 5.91 ; CGPI: 7.95												
		CREDITS: SEM-I: 18 ; SEM-II: 20 ; SEM-III: 24 ; SEM-IV: 23 ; SEM-V: 22 ; SEM-VI: 23 ; SEM-VII: 22												
		MARKS: SEM-I:468/675; SEM-II:561/725; SEM-III:545/725; SEM-IV:643/750; SEM-V:546/725; SEM-VI:430/725; SEM-VII:383/700; TOTAL: 4038/5675 (71.15%)												
6020646	KADAM YASH SHRIKANT JAYASHREE													
		54	51	66	61	20	20	78						
		17	15	14	14	19	20	38	P		487			
		71	66	80	75	39	40	116						
		3 B 8	24 3 C 7	21 3 0 10 30	3 A 9 27 1 A 9	9 1 0 10 10	6 A 9 54	20	175	8.75				
		SGPI: SEM-I: 7.06 ; SEM-II: 7.43 ; SEM-III: 8.50 ; SEM-IV: 9.57 ; SEM-V: 9.23 ; SEM-VI: 7.04 ; SEM-VII: 8.18 ; CGPI: 8.25												
		CREDITS: SEM-I: 18 ; SEM-II: 20 ; SEM-III: 24 ; SEM-IV: 23 ; SEM-V: 22 ; SEM-VI: 23 ; SEM-VII: 22												
		MARKS: SEM-I:442/675; SEM-II:493/725; SEM-III:550/725; SEM-IV:643/750; SEM-V:574/725; SEM-VI:463/725; SEM-VII:486/700; TOTAL: 4138/5675 (72.92%)												
6020647	KAMBLE AAYUSH SUNIL POONAM													
		32	32	34	47	16	18	71						
		10	8	8	8	14	18	35	P	RLE	351			
		42	40	42	55	30	36	106						
		3 P 4	12 3 P 4	12 3 P 4	12 3 D 6 18	1 C 7 7	1 B 8 8	6 B 8 48	20	117	5.85			
		SGPI: SEM-I: 5.61 ; SEM-II: 6.10 ; SEM-III: 7.92 ; SEM-IV: 9.26 ; SEM-V: 8.45 ; SEM-VI: 5.09 ; SEM-VII: -- ; CGPI: --												
		CREDITS: SEM-I: 18 ; SEM-II: 20 ; SEM-III: 24 ; SEM-IV: 23 ; SEM-V: 22 ; SEM-VI: 23 ; SEM-VII: --												
		MARKS: SEM-I:358/675; SEM-II:406/725; SEM-III:519/725; SEM-IV:624/750; SEM-V:537/725; SEM-VI:362/725; SEM-VII:-- ; TOTAL: --												
<p>/- FEMALE, #- 0.229, @- 0.5042/0.5043, *- 0.5045, \$- Carried Forward Grade, -- Dyslexia, A/ABS- Absent, F- Fails, P- Passes  RR- Reserved, RLE- Reserve for Lower Examination, RPV- Provisional, RCC- 0.5050, ADC- Admission Cancelled  G:Grade, GP:Grade Point, C:Credits, ãC:Sum of Credit Points, ãCG:Sum of Product of Credits &amp; Grades  SGPI:Semester Grade Performance Index = ãCG/ãC, CGPI:Cumulative Grade Performance Index  % Marks : 80 and Above 75-79.99 70-74.99 60-69.99 50-59.99 45-49.99 40-44.99 Less Than 40  Grade / Gr. Pt. : 0 / 10 A / 9 B / 8 C / 7 D / 6 E / 5 P / 4 F / 0</p>														

SEAT NO	NAME	<Course-I>	<Course-II>	<Course-III>	<Course-IV>	<Course-V>	<Course-VI>	<Course-VII>	RESULT	REMARK	TOTAL MARKS OUT OF 650			
		Th(80/32)	Th(80/32)	Th(80/32)	Th(80/32)	Tw(25/10)	Tw(25/10)	Tw(100/40)						
		In(20/08)	In(20/08)	In(20/08)	In(20/08)	Pr/Or(25/10)	Pr/Or(25/10)	Pr/Or(50/20)						
		Total	Total	Total	Total	Total	Total	Total						
		C G GP C*G	C G GP C*G	C G GP C*G	C G GP C*G	C G GP C*G	C G GP C*G	C G GP C*G	ãC	ãCG	SGPI			
01.	MEC801	OPERATIONS PLANNING AND CONTROL					03.	MEDL08052	SMART MATERIALS			05.	MEDL08061	PRODUCT DESIGN AND DEVELOPMENT
16.	ILO8029	ENVIRONMENTAL MANAGEMENT					17.	MEL801	PRODUCT DESIGN AND DEVELOPMENT LAB			18.	MEL802	LABORATORY BASED ON IOT LAB
19.	MEP801	MAJOR PROJECT II												

6020648 KANGANE AKASH SURESH BEBI

28 *	49	32	42	20	21	77					
13	9	13	9	19	20	40			P	RPV	392
41	58	45	51	39	41	117					
3 E 5 15 3 D 6 18 3 E 5 15 3 D 6 18 1 A 9 9 1 O 10 10 6 A 9 54									20	139	6.95

(DIPLOMA STUDENT)

SGPI: SEM-III: 9.54 ; SEM-IV: 9.74 ; SEM-V: 8.95 ; SEM-VI: 7.26 ; SEM-VII: 5.91 ; CGPI: --  
 CREDITS: SEM-III: 24 ; SEM-IV: 23 ; SEM-V: 22 ; SEM-VI: 23 ; SEM-VII: 22  
 MARKS: SEM-III:600/725; SEM-IV:639/750; SEM-V:554/725; SEM-VI:468/725; SEM-VII:391/700; TOTAL: --

6020649 KANSARA VIVEK ASHWIN KINNARI

51	38	34	51	23	20	77					
14	14	16	11	18	20	38			P		425
65	52	50	62	41	40	115					
3 C 7 21 3 D 6 18 3 D 6 18 3 C 7 21 1 O 10 10 1 O 10 10 6 A 9 54									20	152	7.60

SGPI: SEM-I: 7.75 ; SEM-II: 7.08 ; SEM-III: 8.21 ; SEM-IV: 9.78 ; SEM-V: 8.41 ; SEM-VI: 7.00 ; SEM-VII: 7.41 ; CGPI: 7.93  
 CREDITS: SEM-I: 18 ; SEM-II: 20 ; SEM-III: 24 ; SEM-IV: 23 ; SEM-V: 22 ; SEM-VI: 23 ; SEM-VII: 22  
 MARKS: SEM-I:450/675; SEM-II:467/725; SEM-III:518/725; SEM-IV:658/750; SEM-V:541/725; SEM-VI:460/725; SEM-VII:451/700; TOTAL: 3970/5675 (69.96%)

6020650 KAPLE OMKAR RAJU RATNAPRABHA

49	38	48	47	17	20	75					
16	11	12	11	19	20	39			P	RPV	422
65	49	60	58	36	40	114					
3 C 7 21 3 E 5 15 3 C 7 21 3 D 6 18 1 B 8 8 1 O 10 10 6 A 9 54									20	147	7.35

(DIPLOMA STUDENT)

SGPI: SEM-III: 9.46 ; SEM-IV: 9.70 ; SEM-V: 8.50 ; SEM-VI: 7.70 ; SEM-VII: 6.45 ; CGPI: --  
 CREDITS: SEM-III: 24 ; SEM-IV: 23 ; SEM-V: 22 ; SEM-VI: 23 ; SEM-VII: 22  
 MARKS: SEM-III:595/725; SEM-IV:638/750; SEM-V:542/725; SEM-VI:494/725; SEM-VII:406/700; TOTAL: --

/- FEMALE, #- 0.229, @- 0.5042/0.5043, \*- 0.5045, \$- Carried Forward Grade, -- Dyslexia, A/ABS- Absent, F- Fails, P- Passes

RR- Reserved, RLE- Reserve for Lower Examination, RPV- Provisional, RCC- 0.5050, ADC- Admission Cancelled

G:Grade, GP:Grade Point, C:Credits, ãC:Sum of Credit Points, ãCG:Sum of Product of Credits &amp; Grades

SGPI:Semester Grade Performance Index = ãCG/ãC, CGPI:Cumulative Grade Performance Index

% Marks : 80 and Above 75-79.99 70-74.99 60-69.99 50-59.99 45-49.99 40-44.99 Less Than 40

Grade / Gr. Pt. : O / 10 A / 9 B / 8 C / 7 D / 6 E / 5 P / 4 F / 0



SEAT NO	NAME	<Course-I> Th(80/32) In(20/08) Total C G GP C*G	<Course-II> Th(80/32) In(20/08) Total C G GP C*G	<Course-III> Th(80/32) In(20/08) Total C G GP C*G	<Course-IV> Th(80/32) In(20/08) Total C G GP C*G	<Course-V> Tw(25/10) Pr/Or(25/10) Total C G GP C*G	<Course-VI> Tw(25/10) Pr/Or(25/10) Total C G GP C*G	<Course-VII> Tw(100/40) Pr/Or(50/20) Total C G GP C*G	RESULT	REMARK	TOTAL MARKS OUT OF 650				
01.	MEC801	OPERATIONS PLANNING AND CONTROL				03.	MEDLO8052	SMART MATERIALS				05.	MEDLO8061	PRODUCT DESIGN AND DEVELOPMENT	
16.	ILO8029	ENVIRONMENTAL MANAGEMENT				17.	MEL801	PRODUCT DESIGN AND DEVELOPMENT LAB				18.	MEL802	LABORATORY BASED ON IOT LAB	
19.	MEP801	MAJOR PROJECT II													

6020651 KARKERA VIGNESH LAJJIT DHANASHRI

60	47	61	47	22	20	84						
17	13	14	13	21	20	43	P				482	
77	60	75	60	43	40	127						
3 A 9	27 3 C 7 21	3 A 9 27	3 C 7 21	1 O 10 10	1 O 10 10	6 O 10 60	20 176 8.80					
SGPI: SEM-I: 7.61 ; SEM-II: 8.13 ; SEM-III: 8.67 ; SEM-IV: 9.87 ; SEM-V: 9.14 ; SEM-VI: 8.13 ; SEM-VII: 7.45 ; CGPI: 8.50												
CREDITS: SEM-I: 18 ; SEM-II: 20 ; SEM-III: 24 ; SEM-IV: 23 ; SEM-V: 22 ; SEM-VI: 23 ; SEM-VII: 22												
MARKS: SEM-I:474/675; SEM-II:522/725; SEM-III:549/725; SEM-IV:658/750; SEM-V:558/725; SEM-VI:515/725; SEM-VII:477/700; TOTAL: 4235/5675 (74.63%)												

6020652 KINI SHRINIWAS KISHOR NANA KINI KAUSHALYA KISHOR KINI

34	40	46	49	21	22	76					
14	16	12	13	19	19	38	P			RPV	419
48	56	58	62	40	41	114					
3 E 5	15 3 D 6 18	3 D 6 18	3 C 7 21	1 O 10 10	1 O 10 10	6 A 9 54	20 146 7.30				
(DIPLOMA STUDENT)											
SGPI: SEM-III: 9.67 ; SEM-IV: 9.52 ; SEM-V: 8.09 ; SEM-VI: 6.78 ; SEM-VII: 6.23 ; CGPI: --											
CREDITS: SEM-III: 24 ; SEM-IV: 23 ; SEM-V: 22 ; SEM-VI: 23 ; SEM-VII: 22											
MARKS: SEM-III:603/725; SEM-IV:631/750; SEM-V:522/725; SEM-VI:443/725; SEM-VII:415/700; TOTAL: --											

6020653 LOBO DAVID JOHN LOBO MAGDALENE

37	57	69	55	22	22	79					
13	14	13	12	21	21	41	P			RPV	476
50	71	82	67	43	43	120					
3 D 6	18 3 B 8 24	3 O 10 30	3 C 7 21	1 O 10 10	1 O 10 10	6 O 10 60	20 173 8.65				
(DIPLOMA STUDENT)											
SGPI: SEM-III: 9.58 ; SEM-IV: 9.83 ; SEM-V: 9.23 ; SEM-VI: 6.91 ; SEM-VII: 6.64 ; CGPI: --											
CREDITS: SEM-III: 24 ; SEM-IV: 23 ; SEM-V: 22 ; SEM-VI: 23 ; SEM-VII: 22											
MARKS: SEM-III:601/725; SEM-IV:644/750; SEM-V:572/725; SEM-VI:458/725; SEM-VII:428/700; TOTAL: --											

/- FEMALE, #- 0.229, @- 0.5042/0.5043, \*- 0.5045, \$- Carried Forward Grade, -- Dyslexia, A/ABS- Absent, F- Fails, P- Passes

RR- Reserved, RLE- Reserve for Lower Examination, RPV- Provisional, RCC- 0.5050, ADC- Admission Cancelled

G:Grade, GP:Grade Point, C:Credits, àC:Sum of Credit Points, àCG:Sum of Product of Credits &amp; Grades

SGPI:Semester Grade Performance Index = àCG/àC, CGPI:Cumulative Grade Performance Index

% Marks : 80 and Above 75-79.99 70-74.99 60-69.99 50-59.99 45-49.99 40-44.99 Less Than 40

Grade / Gr. Pt. : O / 10 A / 9 B / 8 C / 7 D / 6 E / 5 P / 4 F / 0

SEAT NO	NAME	<Course-I>	<Course-II>	<Course-III>	<Course-IV>	<Course-V>	<Course-VI>	<Course-VII>	RESULT	REMARK	TOTAL MARKS OUT OF 650			
		Th(80/32)	Th(80/32)	Th(80/32)	Th(80/32)	Tw(25/10)	Tw(25/10)	Tw(100/40)						
		In(20/08)	In(20/08)	In(20/08)	In(20/08)	Pr/Or(25/10)	Pr/Or(25/10)	Pr/Or(50/20)						
		Total	Total	Total	Total	Total	Total	Total						
		C G GP C*G	C G GP C*G	C G GP C*G	C G GP C*G	C G GP C*G	C G GP C*G	C G GP C*G	ãC	ãCG	SGPI			
01.	MEC801	OPERATIONS PLANNING AND CONTROL					03.	MEDLO8052	SMART MATERIALS			05.	MEDLO8061	PRODUCT DESIGN AND DEVELOPMENT
16.	ILO8029	ENVIRONMENTAL MANAGEMENT					17.	MEL801	PRODUCT DESIGN AND DEVELOPMENT LAB			18.	MEL802	LABORATORY BASED ON IOT LAB
19.	MEP801	MAJOR PROJECT II												

6020654 LOPES SHALOM WILSON ANITA

32	58	52	55	18	20	78							
14	15	12	12	20	20	41			P			447	
46	73	64	67	38	40	119							
3 E 5	15 3 B 8	24 3 C 7 21	3 C 7 21	1 A 9 9	1 O 10 10	6 A 9 54			20	154	7.70		
SGPI: SEM-I: 7.72 ; SEM-II: 7.58 ; SEM-III: 8.46 ; SEM-IV: 9.70 ; SEM-V: 8.68 ; SEM-VI: 7.22 ; SEM-VII: 8.45 ; CGPI: 8.22													
CREDITS: SEM-I: 18 ; SEM-II: 20 ; SEM-III: 24 ; SEM-IV: 23 ; SEM-V: 22 ; SEM-VI: 22 ; SEM-VII: 22													
MARKS: SEM-I:472/675; SEM-II:485/725; SEM-III:544/725; SEM-IV:650/750; SEM-V:557/725; SEM-VI:481/725; SEM-VII:516/700; TOTAL: 4152/5675 (73.16%)													

6020655 MANGONKAR VARUN RAJENDRA CHITRA

51	50	56	68	24	23	80							
19	17	13	14	22	20	42			P	RPV		499	
70	67	69	82	46	43	122							
3 B 8	24 3 C 7 21	3 C 7 21	3 O 10 30	1 O 10 10	1 O 10 10	6 O 10 60			20	176	8.80		
(DIPLOMA STUDENT)													
SGPI: SEM-III: 9.54 ; SEM-IV: 9.83 ; SEM-V: 9.00 ; SEM-VI: 9.09 ; SEM-VII: 7.23 ; CGPI: --													
CREDITS: SEM-III: 24 ; SEM-IV: 23 ; SEM-V: 22 ; SEM-VI: 23 ; SEM-VII: 22													
MARKS: SEM-III:621/725; SEM-IV:657/750; SEM-V:557/725; SEM-VI:565/725; SEM-VII:464/700; TOTAL: --													

6020656 MATKAR AKSHAY SUNIL SUNITA

33	40	44	33	18	21	75							
17	10	10	9	22	19	39			P	RPV		390	
50	50	54	42	40	40	114							
3 D 6	18 3 D 6 18	3 D 6 18	3 P 4 12	1 O 10 10	1 O 10 10	6 A 9 54			20	140	7.00		
(DIPLOMA STUDENT)													
SGPI: SEM-III: 9.46 ; SEM-IV: 9.57 ; SEM-V: 8.73 ; SEM-VI: 7.30 ; SEM-VII: 7.05 ; CGPI: --													
CREDITS: SEM-III: 24 ; SEM-IV: 23 ; SEM-V: 22 ; SEM-VI: 23 ; SEM-VII: 22													
MARKS: SEM-III:607/725; SEM-IV:636/750; SEM-V:546/725; SEM-VI:463/725; SEM-VII:455/700; TOTAL: --													

/- FEMALE, #- 0.229, @- 0.5042/0.5043, \*- 0.5045, \$- Carried Forward Grade, -- Dyslexia, A/ABS- Absent, F- Fails, P- Passes

RR- Reserved, RLE- Reserve for Lower Examination, RPV- Provisional, RCC- 0.5050, ADC- Admission Cancelled

G:Grade, GP:Grade Point, C:Credits, ãC:Sum of Credit Points, ãCG:Sum of Product of Credits &amp; Grades

SGPI:Semester Grade Performance Index = ãCG/ãC, CGPI:Cumulative Grade Performance Index

% Marks : 80 and Above 75-79.99 70-74.99 60-69.99 50-59.99 45-49.99 40-44.99 Less Than 40

Grade / Gr. Pt. : O / 10 A / 9 B / 8 C / 7 D / 6 E / 5 P / 4 F / 0

SEAT_NO	NAME	<Course-I>	<Course-II>	<Course-III>	<Course-IV>	<Course-V>	<Course-VI>	<Course-VII>	RESULT	REMARK	TOTAL MARKS OUT OF 650			
		Th(80/32)	Th(80/32)	Th(80/32)	Th(80/32)	Tw(25/10)	Tw(25/10)	Tw(100/40)						
		In(20/08)	In(20/08)	In(20/08)	In(20/08)	Pr/Or(25/10)	Pr/Or(25/10)	Pr/Or(50/20)						
		Total	Total	Total	Total	Total	Total	Total						
		C G GP C*G	C G GP C*G	C G GP C*G	C G GP C*G	C G GP C*G	C G GP C*G	C G GP C*G	ãC	ãCG	SGPI			
01.	MEC801	OPERATIONS PLANNING AND CONTROL					03.	MEDLO8052	SMART MATERIALS			05.	MEDLO8061	PRODUCT DESIGN AND DEVELOPMENT
16.	ILO8029	ENVIRONMENTAL MANAGEMENT					17.	MEL801	PRODUCT DESIGN AND DEVELOPMENT LAB			18.	MEL802	LABORATORY BASED ON IOT LAB
19.	MEP801	MAJOR PROJECT II												

6020657 /MENDES RIA SANJAY VAISHALI

59	56	61	54	23	20	82					
18	18	14	14	24	22	41			P		506
77	74	75	68	47	42	123					
3 A 9	27 3 B 8	24 3 A 9	27 3 C 7	21 1 O 10	10 1 O 10	10 6 O 10	60		20	179	8.95
SGPI: SEM-I: 9.50 ; SEM-II: 9.95 ; SEM-III: 9.75 ; SEM-IV: 9.78 ; SEM-V: 9.41 ; SEM-VI: 9.09 ; SEM-VII: 7.73 ; CGPI: 9.27											
CREDITS: SEM-I: 18 ; SEM-II: 20 ; SEM-III: 24 ; SEM-IV: 23 ; SEM-V: 22 ; SEM-VI: 22 ; SEM-VII: 22											
MARKS: SEM-I:564/675; SEM-II:643/725; SEM-III:625/725; SEM-IV:629/750; SEM-V:596/725; SEM-VI:574/725; SEM-VII:484/700; TOTAL: 4621/5675 (81.43%)											

6020658 MESTRY NIMISH VIPUL VIDYA

50	45	65	44	21	21	82					
18	16	14	14	19	23	42			P		474
68	61	79	58	40	44	124					
3 C 7	21 3 C 7	21 3 A 9	27 3 D 6	18 1 O 10	10 1 O 10	10 6 O 10	60		20	167	8.35
SGPI: SEM-I: 8.17 ; SEM-II: 9.13 ; SEM-III: 9.46 ; SEM-IV: 9.65 ; SEM-V: 8.18 ; SEM-VI: 9.00 ; SEM-VII: 7.18 ; CGPI: 8.67											
CREDITS: SEM-I: 18 ; SEM-II: 20 ; SEM-III: 24 ; SEM-IV: 23 ; SEM-V: 22 ; SEM-VI: 23 ; SEM-VII: 22											
MARKS: SEM-I:475/675; SEM-II:580/725; SEM-III:582/725; SEM-IV:620/750; SEM-V:526/725; SEM-VI:567/725; SEM-VII:449/700; TOTAL: 4273/5675 (75.30%)											

6020659 /MHATRE ARYA DINESH LEENA

32	33	49	48	16	19	75					
12	9	10	10	15	21	37			P		386
44	42	59	58	31	40	112					
3 P 4	12 3 P 4	12 3 D 6	18 3 D 6	18 1 C 7	7 1 O 10	10 6 B 8	48		20	125	6.25
SGPI: SEM-I: 6.81 ; SEM-II: 6.90 ; SEM-III: 6.96 ; SEM-IV: 9.13 ; SEM-V: 8.32 ; SEM-VI: 5.87 ; SEM-VII: 5.73 ; CGPI: 7.02											
CREDITS: SEM-I: 18 ; SEM-II: 20 ; SEM-III: 24 ; SEM-IV: 23 ; SEM-V: 22 ; SEM-VI: 23 ; SEM-VII: 22											
MARKS: SEM-I:422/675; SEM-II:445/725; SEM-III:462/725; SEM-IV:596/750; SEM-V:529/725; SEM-VI:395/725; SEM-VII:369/700; TOTAL: 3604/5675 (63.51%)											

/- FEMALE, #- 0.229, @- 0.5042/0.5043, \*- 0.5045, \$- Carried Forward Grade, -- Dyslexia, A/ABS- Absent, F- Fails, P- Passes

RR- Reserved, RLE- Reserve for Lower Examination, RPV- Provisional, RCC- 0.5050, ADC- Admission Cancelled

G:Grade, GP:Grade Point, C:Credits, ãC:Sum of Credit Points, ãCG:Sum of Product of Credits &amp; Grades

SGPI:Semester Grade Performance Index = ãCG/ãC, CGPI:Cumulative Grade Performance Index

% Marks : 80 and Above 75-79.99 70-74.99 60-69.99 50-59.99 45-49.99 40-44.99 Less Than 40

Grade / Gr. Pt. : O / 10 A / 9 B / 8 C / 7 D / 6 E / 5 P / 4 F / 0

SEAT_NO	NAME	<Course-I>	<Course-II>	<Course-III>	<Course-IV>	<Course-V>	<Course-VI>	<Course-VII>	RESULT	REMARK	TOTAL MARKS OUT OF 650			
		Th(80/32)	Th(80/32)	Th(80/32)	Th(80/32)	Tw(25/10)	Tw(25/10)	Tw(100/40)						
		In(20/08)	In(20/08)	In(20/08)	In(20/08)	Pr/Or(25/10)	Pr/Or(25/10)	Pr/Or(50/20)						
		Total	Total	Total	Total	Total	Total	Total						
		C G GP C*G	C G GP C*G	C G GP C*G	C G GP C*G	C G GP C*G	C G GP C*G	C G GP C*G	ãC	ãCG	SGPI			
01.	MEC801	OPERATIONS PLANNING AND CONTROL					03.	MEDLO8052	SMART MATERIALS			05.	MEDLO8061	PRODUCT DESIGN AND DEVELOPMENT
16.	ILO8029	ENVIRONMENTAL MANAGEMENT					17.	MEL801	PRODUCT DESIGN AND DEVELOPMENT LAB			18.	MEL802	LABORATORY BASED ON IOT LAB
19.	MEP801	MAJOR PROJECT II												

6020660 MISHRA ANIKET SUSHIL ANITA

37	39	34	37	21	21	78						
14	13	11	10	17	21	40			P		393	
51	52	45	47	38	42	118						
3 D 6	18 3 D 6	18 3 E 5 15	3 E 5 15	1 A 9 9	1 O 10 10	6 A 9 54			20	139	6.95	
SGPI: SEM-I: 7.67 ; SEM-II: 8.60 ; SEM-III: 8.83 ; SEM-IV: 9.83 ; SEM-V: 8.95 ; SEM-VI: 7.74 ; SEM-VII: 6.05 ; CGPI: 8.11												
CREDITS: SEM-I: 18 ; SEM-II: 20 ; SEM-III: 24 ; SEM-IV: 23 ; SEM-V: 22 ; SEM-VI: 23 ; SEM-VII: 22												
MARKS: SEM-I:474/675; SEM-II:543/725; SEM-III:567/725; SEM-IV:654/750; SEM-V:557/725; SEM-VI:500/725; SEM-VII:395/700; TOTAL: 4083/5675 (71.95%)												

6020661 MISHRA VISHWAS KUMAR ASHOK ANJU

55	55	53	58	16	20	80						
17	16	16	14	20	20	42			P		482	
72	71	69	72	36	40	122						
3 B 8	24 3 B 8	24 3 C 7 21	3 B 8 24	1 B 8 8	1 O 10 10	6 O 10 60			20	171	8.55	
SGPI: SEM-I: 8.83 ; SEM-II: 9.70 ; SEM-III: 8.92 ; SEM-IV: 9.87 ; SEM-V: 9.14 ; SEM-VI: 9.26 ; SEM-VII: 8.41 ; CGPI: 9.09												
CREDITS: SEM-I: 18 ; SEM-II: 20 ; SEM-III: 24 ; SEM-IV: 23 ; SEM-V: 22 ; SEM-VI: 23 ; SEM-VII: 22												
MARKS: SEM-I:532/675; SEM-II:605/725; SEM-III:566/725; SEM-IV:660/750; SEM-V:560/725; SEM-VI:574/725; SEM-VII:504/700; TOTAL: 4483/5675 (79.00%)												

6020662 MISTRY SAHIL UMESH URVASHI

65	67	62	58	22	20	84						
16	15	16	12	22	21	43			P		523	
81	82	78	70	44	41	127						
3 O 10	30 3 O 10	30 3 A 9 27	3 B 8 24	1 O 10 10	1 O 10 10	6 O 10 60			20	191	9.55	
SGPI: SEM-I: 7.72 ; SEM-II: 8.08 ; SEM-III: 8.92 ; SEM-IV: 9.91 ; SEM-V: 9.14 ; SEM-VI: 8.74 ; SEM-VII: 8.14 ; CGPI: 8.81												
CREDITS: SEM-I: 18 ; SEM-II: 20 ; SEM-III: 24 ; SEM-IV: 23 ; SEM-V: 22 ; SEM-VI: 23 ; SEM-VII: 22												
MARKS: SEM-I:481/675; SEM-II:531/725; SEM-III:566/725; SEM-IV:659/750; SEM-V:574/725; SEM-VI:557/725; SEM-VII:504/700; TOTAL: 4395/5675 (77.44%)												

/- FEMALE, #- 0.229, @- 0.5042/0.5043, \*- 0.5045, \$- Carried Forward Grade, -- Dyslexia, A/ABS- Absent, F- Fails, P- Passes

RR- Reserved, RLE- Reserve for Lower Examination, RPV- Provisional, RCC- 0.5050, ADC- Admission Cancelled

G:Grade, GP:Grade Point, C:Credits, ãC:Sum of Credit Points, ãCG:Sum of Product of Credits &amp; Grades

SGPI:Semester Grade Performance Index = ãCG/ãC, CGPI:Cumulative Grade Performance Index

% Marks : 80 and Above 75-79.99 70-74.99 60-69.99 50-59.99 45-49.99 40-44.99 Less Than 40

Grade / Gr. Pt. : O / 10 A / 9 B / 8 C / 7 D / 6 E / 5 P / 4 F / 0

SEAT NO	NAME	<Course-I>	<Course-II>	<Course-III>	<Course-IV>	<Course-V>	<Course-VI>	<Course-VII>	RESULT	REMARK	TOTAL MARKS OUT OF 650			
		Th(80/32)	Th(80/32)	Th(80/32)	Th(80/32)	Tw(25/10)	Tw(25/10)	Tw(100/40)						
		In(20/08)	In(20/08)	In(20/08)	In(20/08)	Pr/Or(25/10)	Pr/Or(25/10)	Pr/Or(50/20)						
		Total	Total	Total	Total	Total	Total	Total						
		C G GP C*G	C G GP C*G	C G GP C*G	C G GP C*G	C G GP C*G	C G GP C*G	C G GP C*G	ãC	ãCG	SGPI			
01.	MEC801	OPERATIONS PLANNING AND CONTROL					03.	MEDLO8052	SMART MATERIALS			05.	MEDLO8061	PRODUCT DESIGN AND DEVELOPMENT
16.	ILO8029	ENVIRONMENTAL MANAGEMENT					17.	MEL801	PRODUCT DESIGN AND DEVELOPMENT LAB			18.	MEL802	LABORATORY BASED ON IOT LAB
19.	MEP801	MAJOR PROJECT II												

6020663 MORE PRATHAMESH SUNIL APARNA

57	51	63	58	16	20	76																	
17	14	12	11	15	20	39			P	RPV	469												
74	65	75	69	31	40	115																	
3 B	8	24	3 C	7	21	3 A	9	27	3 C	7	21	1 C	7	7	1 O	10	10	6 A	9	54	20	164	8.20

(DIPLOMA STUDENT)

SGPI: SEM-III: 9.71 ; SEM-IV: 9.57 ; SEM-V: 8.55 ; SEM-VI: 7.26 ; SEM-VII: -- ; CGPI: --  
 CREDITS: SEM-III: 24 ; SEM-IV: 23 ; SEM-V: 22 ; SEM-VI: 23 ; SEM-VII: --  
 MARKS: SEM-III:610/725; SEM-IV:623/750; SEM-V:556/725; SEM-VI:476/725; SEM-VII:-- ; TOTAL: --

6020664 MULIMANI SUMEDH JAGDISH KAVITHA

55	52	46	50	19	19	73																	
14	14	12	10	19	20	42			P		445												
69	66	58	60	38	39	115																	
3 C	7	21	3 C	7	21	3 D	6	18	3 C	7	21	1 A	9	9	1 A	9	9	6 A	9	54	20	153	7.65

SGPI: SEM-I: 7.36 ; SEM-II: 7.93 ; SEM-III: 9.54 ; SEM-IV: 9.61 ; SEM-V: 8.59 ; SEM-VI: 7.30 ; SEM-VII: 6.91 ; CGPI: 8.16  
 CREDITS: SEM-I: 18 ; SEM-II: 20 ; SEM-III: 24 ; SEM-IV: 23 ; SEM-V: 22 ; SEM-VI: 23 ; SEM-VII: 22  
 MARKS: SEM-I:445/675; SEM-II:505/725; SEM-III:587/725; SEM-IV:646/750; SEM-V:536/725; SEM-VI:486/725; SEM-VII:429/700; TOTAL: 4079/5675 (71.88%)

6020665 NERURKAR OM MAHESH SHARMILA

60E	14F	50E	47E	21E	18E	84E																
16E	12E	11E	12E	19E	19E	43E			F		426											
76	--	61	59	40	37	127																
3 A	9	27	--	--	3 C	7	21	3 D	6	18	1 O	10	10	1 B	8	8	6 O	10	60	17	144	--

SGPI: SEM-I: 6.31 ; SEM-II: 6.35 ; SEM-III: 8.58 ; SEM-IV: 9.70 ; SEM-V: 9.27 ; SEM-VI: 7.09 ; SEM-VII: -- ; CGPI: --  
 CREDITS: SEM-I: 18 ; SEM-II: 20 ; SEM-III: 24 ; SEM-IV: 23 ; SEM-V: 22 ; SEM-VI: 23 ; SEM-VII: --  
 MARKS: SEM-I:396/675; SEM-II:424/725; SEM-III:539/725; SEM-IV:651/750; SEM-V:576/725; SEM-VI:457/725; SEM-VII:-- ; TOTAL: --

/- FEMALE, #- 0.229, @- 0.5042/0.5043, \*- 0.5045, \$- Carried Forward Grade, -- Dyslexia, A/ABS- Absent, F- Fails, P- Passes

RR- Reserved, RLE- Reserve for Lower Examination, RPV- Provisional, RCC- 0.5050, ADC- Admission Cancelled

G:Grade, GP:Grade Point, C:Credits, ãC:Sum of Credit Points, ãCG:Sum of Product of Credits &amp; Grades

SGPI:Semester Grade Performance Index = ãCG/ãC, CGPI:Cumulative Grade Performance Index

% Marks : 80 and Above 75-79.99 70-74.99 60-69.99 50-59.99 45-49.99 40-44.99 Less Than 40

Grade / Gr. Pt. : O / 10 A / 9 B / 8 C / 7 D / 6 E / 5 P / 4 F / 0

SEAT NO	NAME	<Course-I>	<Course-II>	<Course-III>	<Course-IV>	<Course-V>	<Course-VI>	<Course-VII>	RESULT	REMARK	TOTAL MARKS OUT OF 650			
		Th(80/32)	Th(80/32)	Th(80/32)	Th(80/32)	Tw(25/10)	Tw(25/10)	Tw(100/40)						
		In(20/08)	In(20/08)	In(20/08)	In(20/08)	Pr/Or(25/10)	Pr/Or(25/10)	Pr/Or(50/20)						
		Total	Total	Total	Total	Total	Total	Total						
		C G GP C*G	C G GP C*G	C G GP C*G	C G GP C*G	C G GP C*G	C G GP C*G	C G GP C*G	ãC	ãCG	SGPI			
01.	MEC801	OPERATIONS PLANNING AND CONTROL					03.	MEDLO8052	SMART MATERIALS			05.	MEDLO8061	PRODUCT DESIGN AND DEVELOPMENT
16.	ILO8029	ENVIRONMENTAL MANAGEMENT					17.	MEL801	PRODUCT DESIGN AND DEVELOPMENT LAB			18.	MEL802	LABORATORY BASED ON IOT LAB
19.	MEP801	MAJOR PROJECT II												

6020666 PACHPANDE MAHESH VIJAY SANGITA

A	A	A	A	A	A	A	A	A			
A	A	A	A	A	A	A	A	A	A	ABS	0
--	--	--	--	--	--	--	--	--	0	0	--
SGPI: SEM-I: 5.25 ; SEM-II: 6.73 ; SEM-III: 8.88 ; SEM-IV: 8.96 ; SEM-V: 8.09 ; SEM-VI: 7.17 ; SEM-VII: -- ; CGPI: --											
CREDITS: SEM-I: 18 ; SEM-II: 20 ; SEM-III: 24 ; SEM-IV: 23 ; SEM-V: 22 ; SEM-VI: 23 ; SEM-VII: --											
MARKS: SEM-I:363/675; SEM-II:445/725; SEM-III:556/725; SEM-IV:601/750; SEM-V:529/725; SEM-VI:461/725; SEM-VII:-- ; TOTAL: --											

6020667 PARAVE CHETAN KRISHNA KAJAL

64	40	55	42	24	23	80					
18	16	14	13	16	20	41	P	RPV			466
82	56	69	55	40	43	121					
3 O 10	30 3 D 6 18	3 C 7 21	3 D 6 18	1 O 10 10	1 O 10 10	6 O 10 60	20	167	8.35		
(DIPLOMA STUDENT)											
SGPI: SEM-III: 9.71 ; SEM-IV: 9.87 ; SEM-V: 8.91 ; SEM-VI: 7.61 ; SEM-VII: 7.64 ; CGPI: --											
CREDITS: SEM-III: 24 ; SEM-IV: 23 ; SEM-V: 22 ; SEM-VI: 23 ; SEM-VII: 22											
MARKS: SEM-III:603/725; SEM-IV:651/750; SEM-V:551/725; SEM-VI:496/725; SEM-VII:478/700; TOTAL: --											

6020668 PATEL KRIMESH PRAMOD PARUL

54	53	52	62	24	23	82					
19	16	12	14	20	21	44	P	RPV			496
73	69	64	76	44	44	126					
3 B 8	24 3 C 7 21	3 C 7 21	3 A 9 27	1 O 10 10	1 O 10 10	6 O 10 60	20	173	8.65		
(DIPLOMA STUDENT)											
SGPI: SEM-III: 9.67 ; SEM-IV: 9.17 ; SEM-V: 8.86 ; SEM-VI: 7.87 ; SEM-VII: 7.55 ; CGPI: --											
CREDITS: SEM-III: 24 ; SEM-IV: 23 ; SEM-V: 22 ; SEM-VI: 23 ; SEM-VII: 22											
MARKS: SEM-III:587/725; SEM-IV:599/750; SEM-V:560/725; SEM-VI:501/725; SEM-VII:477/700; TOTAL: --											

/- FEMALE, #- 0.229, @- 0.5042/0.5043, \*- 0.5045, \$- Carried Forward Grade, -- Dyslexia, A/ABS- Absent, F- Fails, P- Passes

RR- Reserved, RLE- Reserve for Lower Examination, RPV- Provisional, RCC- 0.5050, ADC- Admission Cancelled

G:Grade, GP:Grade Point, C:Credits, ãC:Sum of Credit Points, ãCG:Sum of Product of Credits &amp; Grades

SGPI:Semester Grade Performance Index = ãCG/ãC, CGPI:Cumulative Grade Performance Index

% Marks : 80 and Above 75-79.99 70-74.99 60-69.99 50-59.99 45-49.99 40-44.99 Less Than 40

Grade / Gr. Pt. : O / 10 A / 9 B / 8 C / 7 D / 6 E / 5 P / 4 F / 0

SEAT_NO	NAME	<Course-I>	<Course-II>	<Course-III>	<Course-IV>	<Course-V>	<Course-VI>	<Course-VII>	RESULT	REMARK	TOTAL MARKS OUT OF 650			
		Th(80/32)	Th(80/32)	Th(80/32)	Th(80/32)	Tw(25/10)	Tw(25/10)	Tw(100/40)						
		In(20/08)	In(20/08)	In(20/08)	In(20/08)	Pr/Or(25/10)	Pr/Or(25/10)	Pr/Or(50/20)						
		Total	Total	Total	Total	Total	Total	Total						
		C G GP C*G	C G GP C*G	C G GP C*G	C G GP C*G	C G GP C*G	C G GP C*G	C G GP C*G	ãC	ãCG	SGPI			
01.	MEC801	OPERATIONS PLANNING AND CONTROL					03.	MEDLO8052	SMART MATERIALS			05.	MEDLO8061	PRODUCT DESIGN AND DEVELOPMENT
16.	ILO8029	ENVIRONMENTAL MANAGEMENT					17.	MEL801	PRODUCT DESIGN AND DEVELOPMENT LAB			18.	MEL802	LABORATORY BASED ON IOT LAB
19.	MEP801	MAJOR PROJECT II												
6020669	PATIL BHAVIK VILAS VEENA													
40	32	34		51	21	20		75						
13	13	10		8	20	20		38		P		395		
53	45	44		59	41	40		113						
3 D 6	18 3 E 5	15 3 P 4	12	3 D 6	18 1 O 10	10 1 O 10	10	6 A 9 54		20 137		6.85		
SGPI: SEM-I: 7.19 ; SEM-II: 6.88 ; SEM-III: 8.58 ; SEM-IV: 9.39 ; SEM-V: 8.00 ; SEM-VI: 5.65 ; SEM-VII: 6.23 ; CGPI: 7.38														
CREDITS: SEM-I: 18 ; SEM-II: 20 ; SEM-III: 24 ; SEM-IV: 23 ; SEM-V: 22 ; SEM-VI: 23 ; SEM-VII: 22														
MARKS: SEM-I:440/675; SEM-II:463/725; SEM-III:542/725; SEM-IV:612/750; SEM-V:514/725; SEM-VI:387/725; SEM-VII:406/700; TOTAL: 3759/5675 (66.24%)														
6020670	PATIL DHRUPAL PRABHAKAR PRACHITI													
42	38	49		40	20	20		80						
13	11	10		10	21	20		41		P	RLE	415		
55	49	59		50	41	40		121						
3 D 6	18 3 E 5	15 3 D 6	18 3 D 6	18 3 D 6	18 1 O 10	10 1 O 10	10	6 O 10 60		20 149		7.45		
SGPI: SEM-I: 6.25 ; SEM-II: 5.93 ; SEM-III: 8.04 ; SEM-IV: 9.22 ; SEM-V: 8.77 ; SEM-VI: 5.83 ; SEM-VII: -- ; CGPI: --														
CREDITS: SEM-I: 18 ; SEM-II: 20 ; SEM-III: 24 ; SEM-IV: 23 ; SEM-V: 22 ; SEM-VI: 23 ; SEM-VII: --														
MARKS: SEM-I:390/675; SEM-II:409/725; SEM-III:518/725; SEM-IV:615/750; SEM-V:555/725; SEM-VI:384/725; SEM-VII:-- ; TOTAL: --														
6020671	PATIL SUYASH VIJAY NUTAN													
57	47	55		61	21	22		78						
15	15	14		13	18	19		39		P		474		
72	62	69		74	39	41		117						
3 B 8	24 3 C 7	21 3 C 7	21 3 B 8	24 1 A 9	9 1 O 10	10 6 A 9	54			20 163		8.15		
SGPI: SEM-I: 7.03 ; SEM-II: 7.65 ; SEM-III: 9.29 ; SEM-IV: 9.91 ; SEM-V: 8.91 ; SEM-VI: 8.78 ; SEM-VII: 7.05 ; CGPI: 8.41														
CREDITS: SEM-I: 18 ; SEM-II: 20 ; SEM-III: 24 ; SEM-IV: 23 ; SEM-V: 22 ; SEM-VI: 23 ; SEM-VII: 22														
MARKS: SEM-I:439/675; SEM-II:513/725; SEM-III:586/725; SEM-IV:663/750; SEM-V:552/725; SEM-VI:543/725; SEM-VII:459/700; TOTAL: 4229/5675 (74.52%)														
/- FEMALE, #- 0.229, @- 0.5042/0.5043, *- 0.5045, \$- Carried Forward Grade, -- Dyslexia, A/ABS- Absent, F- Fails, P- Passes														
RR- Reserved, RLE- Reserve for Lower Examination, RPV- Provisional, RCC- 0.5050, ADC- Admission Cancelled														
G:Grade, GP:Grade Point, C:Credits, ãC:Sum of Credit Points, ãCG:Sum of Product of Credits & Grades														
SGPI:Semester Grade Performance Index = ãCG/ãC, CGPI:Cumulative Grade Performance Index														
% Marks : 80 and Above 75-79.99 70-74.99 60-69.99 50-59.99 45-49.99 40-44.99 Less Than 40														
Grade / Gr. Pt. : O / 10 A / 9 B / 8 C / 7 D / 6 E / 5 P / 4 F / 0														

SEAT NO	NAME	<Course-I>	<Course-II>	<Course-III>	<Course-IV>	<Course-V>	<Course-VI>	<Course-VII>	RESULT	REMARK	TOTAL MARKS OUT OF 650			
		Th(80/32)	Th(80/32)	Th(80/32)	Th(80/32)	Tw(25/10)	Tw(25/10)	Tw(100/40)						
		In(20/08)	In(20/08)	In(20/08)	In(20/08)	Pr/Or(25/10)	Pr/Or(25/10)	Pr/Or(50/20)						
		Total	Total	Total	Total	Total	Total	Total						
		C G GP C*G	C G GP C*G	C G GP C*G	C G GP C*G	C G GP C*G	C G GP C*G	C G GP C*G	ãC	ãCG	SGPI			
01.	MEC801	OPERATIONS PLANNING AND CONTROL					03.	MEDLO8052	SMART MATERIALS			05.	MEDLO8061	PRODUCT DESIGN AND DEVELOPMENT
16.	ILO8029	ENVIRONMENTAL MANAGEMENT					17.	MEL801	PRODUCT DESIGN AND DEVELOPMENT LAB			18.	MEL802	LABORATORY BASED ON IOT LAB
19.	MEP801	MAJOR PROJECT II												

6020672 PITALE OMKAR KISHOR SWATI

50	48	55	52	20	20	80																								
13	11	11	9	20	19	40			P			448																		
63	59	66	61	40	39	120																								
3	C	7	21	3	D	6	18	3	C	7	21	3	C	7	21	1	O	10	10	1	A	9	9	6	O	10	60	20	160	8.00
SGPI: SEM-I: 6.92 ; SEM-II: 7.95 ; SEM-III: 9.33 ; SEM-IV: 9.87 ; SEM-V: 9.00 ; SEM-VI: 7.43 ; SEM-VII: 6.64 ; CGPI: 8.19																														
CREDITS: SEM-I: 18 ; SEM-II: 20 ; SEM-III: 24 ; SEM-IV: 23 ; SEM-V: 22 ; SEM-VI: 23 ; SEM-VII: 22																														
MARKS: SEM-I:428/675; SEM-II:511/725; SEM-III:584/725; SEM-IV:655/750; SEM-V:560/725; SEM-VI:470/725; SEM-VII:418/700; TOTAL: 4074/5675 (71.79%)																														

6020673 POKALE YASH RAMESH RACHANA

34	51	50	56	21	20	74																								
15	13	14	10	17	22	41			P	RLE		438																		
49	64	64	66	38	42	115																								
3	E	5	15	3	C	7	21	3	C	7	21	3	C	7	21	1	A	9	9	1	O	10	10	6	A	9	54	20	151	7.55
SGPI: SEM-I: 8.39 ; SEM-II: 9.63 ; SEM-III: 9.29 ; SEM-IV:10.00 ; SEM-V: 9.05 ; SEM-VI: 8.39 ; SEM-VII: -- ; CGPI: --																														
CREDITS: SEM-I: 18 ; SEM-II: 20 ; SEM-III: 24 ; SEM-IV: 23 ; SEM-V: 22 ; SEM-VI: 23 ; SEM-VII: --																														
MARKS: SEM-I:505/675; SEM-II:614/725; SEM-III:590/725; SEM-IV:670/750; SEM-V:561/725; SEM-VI:541/725; SEM-VII:-- ; TOTAL: --																														

6020674 PUCHADIYA TEJAS JAGDISH HANSA

51	55	64	67	20	20	81																								
15	13	14	10	21	21	41			P			493																		
66	68	78	77	41	41	122																								
3	C	7	21	3	C	7	21	3	A	9	27	3	A	9	27	1	O	10	10	1	O	10	10	6	O	10	60	20	176	8.80
SGPI: SEM-I: 6.22 ; SEM-II: 7.23 ; SEM-III: 8.21 ; SEM-IV: 9.78 ; SEM-V: 8.86 ; SEM-VI: 7.48 ; SEM-VII: 7.36 ; CGPI: 8.04																														
CREDITS: SEM-I: 18 ; SEM-II: 20 ; SEM-III: 24 ; SEM-IV: 23 ; SEM-V: 22 ; SEM-VI: 23 ; SEM-VII: 22																														
MARKS: SEM-I:410/675; SEM-II:478/725; SEM-III:540/725; SEM-IV:634/750; SEM-V:564/725; SEM-VI:488/725; SEM-VII:457/700; TOTAL: 4064/5675 (71.61%)																														

/- FEMALE, #- 0.229, @- 0.5042/0.5043, \*- 0.5045, \$- Carried Forward Grade, -- Dyslexia, A/ABS- Absent, F- Fails, P- Passes

RR- Reserved, RLE- Reserve for Lower Examination, RPV- Provisional, RCC- 0.5050, ADC- Admission Cancelled

G:Grade, GP:Grade Point, C:Credits, ãC:Sum of Credit Points, ãCG:Sum of Product of Credits &amp; Grades

SGPI:Semester Grade Performance Index = ãCG/ãC, CGPI:Cumulative Grade Performance Index

% Marks : 80 and Above 75-79.99 70-74.99 60-69.99 50-59.99 45-49.99 40-44.99 Less Than 40

Grade / Gr. Pt. : O / 10 A / 9 B / 8 C / 7 D / 6 E / 5 P / 4 F / 0



SEAT NO	NAME	<Course-I>	<Course-II>	<Course-III>	<Course-IV>	<Course-V>	<Course-VI>	<Course-VII>	RESULT	REMARK	TOTAL MARKS OUT OF 650			
		Th(80/32)	Th(80/32)	Th(80/32)	Th(80/32)	Tw(25/10)	Tw(25/10)	Tw(100/40)						
		In(20/08)	In(20/08)	In(20/08)	In(20/08)	Pr/Or(25/10)	Pr/Or(25/10)	Pr/Or(50/20)						
		Total	Total	Total	Total	Total	Total	Total						
		C G GP C*G	C G GP C*G	C G GP C*G	C G GP C*G	C G GP C*G	C G GP C*G	C G GP C*G	ãC	ãCG	SGPI			
01.	MEC801	OPERATIONS PLANNING AND CONTROL					03.	MEDLO8052	SMART MATERIALS			05.	MEDLO8061	PRODUCT DESIGN AND DEVELOPMENT
16.	ILO8029	ENVIRONMENTAL MANAGEMENT					17.	MEL801	PRODUCT DESIGN AND DEVELOPMENT LAB			18.	MEL802	LABORATORY BASED ON IOT LAB
19.	MEP801	MAJOR PROJECT II												

6020675 PUROHIT ABHISHEK PURNASHANKER DURGADEVI PUROHIT

44	39	48	65	21	19	80																	
13	10	12	12	20	23	42			P			448											
57	49	60	77	41	42	122																	
3 D	6	18	3 E	5	15	3 C	7	21	3 A	9	27	1 O	10	10	1 O	10	10	6 O	10	60	20	161	8.05
SGPI: SEM-I: 6.50 ; SEM-II: 7.08 ; SEM-III: 7.50 ; SEM-IV: 8.48 ; SEM-V: 7.00 ; SEM-VI: 7.87 ; SEM-VII: 6.55 ; CGPI: 7.41																							
CREDITS: SEM-I: 18 ; SEM-II: 20 ; SEM-III: 24 ; SEM-IV: 23 ; SEM-V: 22 ; SEM-VI: 23 ; SEM-VII: 22																							
MARKS: SEM-I:413/675; SEM-II:454/725; SEM-III:486/725; SEM-IV:555/750; SEM-V:459/725; SEM-VI:509/725; SEM-VII:426/700; TOTAL: 3750/5675 (66.08%)																							

6020676 RAI MUKUL SANTOSH SEEMA

37	51	67	60	21	18	78																	
13	14	12	12	20	19	38			P			460											
50	65	79	72	41	37	116																	
3 D	6	18	3 C	7	21	3 A	9	27	3 B	8	24	1 O	10	10	1 B	8	8	6 A	9	54	20	162	8.10
SGPI: SEM-I: 8.39 ; SEM-II: 8.58 ; SEM-III: 8.54 ; SEM-IV: 9.09 ; SEM-V: 8.55 ; SEM-VI: 7.17 ; SEM-VII: 6.73 ; CGPI: 8.14																							
CREDITS: SEM-I: 18 ; SEM-II: 20 ; SEM-III: 24 ; SEM-IV: 23 ; SEM-V: 22 ; SEM-VI: 23 ; SEM-VII: 22																							
MARKS: SEM-I:513/675; SEM-II:548/725; SEM-III:539/725; SEM-IV:625/750; SEM-V:542/725; SEM-VI:462/725; SEM-VII:423/700; TOTAL: 4112/5675 (72.46%)																							

6020677 /RANE AKANKSHA SURYAKANT SONALI

45	66	58	55	15	19	75																	
17	15	12	12	20	21	37			P	RPV		467											
62	81	70	67	35	40	112																	
3 C	7	21	3 O	10	30	3 B	8	24	3 C	7	21	1 B	8	8	1 O	10	10	6 B	8	48	20	162	8.10
(DIPLOMA STUDENT)																							
SGPI: SEM-III: 9.29 ; SEM-IV: 9.39 ; SEM-V: 8.09 ; SEM-VI: 6.57 ; SEM-VII: -- ; CGPI: --																							
CREDITS: SEM-III: 24 ; SEM-IV: 23 ; SEM-V: 22 ; SEM-VI: 23 ; SEM-VII: --																							
MARKS: SEM-III:584/725; SEM-IV:614/750; SEM-V:527/725; SEM-VI:428/725; SEM-VII:-- ; TOTAL: --																							

/- FEMALE, #- 0.229, @- 0.5042/0.5043, \*- 0.5045, \$- Carried Forward Grade, -- Dyslexia, A/ABS- Absent, F- Fails, P- Passes

RR- Reserved, RLE- Reserve for Lower Examination, RPV- Provisional, RCC- 0.5050, ADC- Admission Cancelled

G:Grade, GP:Grade Point, C:Credits, ãC:Sum of Credit Points, ãCG:Sum of Product of Credits &amp; Grades

SGPI:Semester Grade Performance Index = ãCG/ãC, CGPI:Cumulative Grade Performance Index

% Marks : 80 and Above 75-79.99 70-74.99 60-69.99 50-59.99 45-49.99 40-44.99 Less Than 40

Grade / Gr. Pt. : O / 10 A / 9 B / 8 C / 7 D / 6 E / 5 P / 4 F / 0

SEAT NO	NAME	<Course-I>	<Course-II>	<Course-III>	<Course-IV>	<Course-V>	<Course-VI>	<Course-VII>	RESULT	REMARK	TOTAL MARKS OUT OF 650			
		Th(80/32)	Th(80/32)	Th(80/32)	Th(80/32)	Tw(25/10)	Tw(25/10)	Tw(100/40)						
		In(20/08)	In(20/08)	In(20/08)	In(20/08)	Pr/Or(25/10)	Pr/Or(25/10)	Pr/Or(50/20)						
		Total	Total	Total	Total	Total	Total	Total						
		C G GP C*G	C G GP C*G	C G GP C*G	C G GP C*G	C G GP C*G	C G GP C*G	C G GP C*G	ãC	ãCG	SGPI			
01.	MEC801	OPERATIONS PLANNING AND CONTROL					03.	MEDLO8052	SMART MATERIALS			05.	MEDLO8061	PRODUCT DESIGN AND DEVELOPMENT
16.	ILO8029	ENVIRONMENTAL MANAGEMENT					17.	MEL801	PRODUCT DESIGN AND DEVELOPMENT LAB			18.	MEL802	LABORATORY BASED ON IOT LAB
19.	MEP801	MAJOR PROJECT II												

6020678 SATAM SWARNIL SANTOSH SUPRIYA

35	43	45	52	14	19	71							
9	11	10	10	14	21	42			P	RPV	396		
44	54	55	62	28	40	113							
3 P 4	12 3 D 6 18	3 D 6 18	3 C 7 21	1 D 6 6	1 O 10 10	6 A 9 54			20	139	6.95		
(DIPLOMA STUDENT)		SGPI: SEM-III: 9.33 ; SEM-IV: 9.52 ; SEM-V: 8.36 ; SEM-VI: 7.39 ; SEM-VII: 6.73 ; CGPI: --											
		CREDITS: SEM-III: 24 ; SEM-IV: 23 ; SEM-V: 22 ; SEM-VI: 23 ; SEM-VII: 22											
		MARKS: SEM-III:588/725; SEM-IV:629/750; SEM-V:534/725; SEM-VI:477/725; SEM-VII:426/700; TOTAL: --											

6020679 SAVE KAIVALYA SUBHASH RUCHITA

42	53	55	53	20	22	77							
16	13	12	13	19	21	42			P	RPV	458		
58	66	67	66	39	43	119							
3 D 6	18 3 C 7 21	3 C 7 21	3 C 7 21	1 A 9 9	1 O 10 10	6 A 9 54			20	154	7.70		
(DIPLOMA STUDENT)		SGPI: SEM-III: 9.29 ; SEM-IV:10.00 ; SEM-V: 8.68 ; SEM-VI: 7.65 ; SEM-VII: -- ; CGPI: --											
		CREDITS: SEM-III: 24 ; SEM-IV: 23 ; SEM-V: 22 ; SEM-VI: 23 ; SEM-VII: --											
		MARKS: SEM-III:580/725; SEM-IV:649/750; SEM-V:543/725; SEM-VI:487/725; SEM-VII:-- ; TOTAL: --											

6020681 SHETTY VISHAL SATISH SHETTY SANGEETHA SHETTY

54	50	45	46	21	21	75							
14	14	12	12	20	20	38			P	RPV	442		
68	64	57	58	41	41	113							
3 C 7	21 3 C 7 21	3 D 6 18	3 D 6 18	1 O 10 10	1 O 10 10	6 A 9 54			20	152	7.60		
(DIPLOMA STUDENT)		SGPI: SEM-III: 9.25 ; SEM-IV: 9.52 ; SEM-V: 8.73 ; SEM-VI: 6.70 ; SEM-VII: 7.23 ; CGPI: --											
		CREDITS: SEM-III: 24 ; SEM-IV: 23 ; SEM-V: 22 ; SEM-VI: 23 ; SEM-VII: 22											
		MARKS: SEM-III:592/725; SEM-IV:623/750; SEM-V:527/725; SEM-VI:445/725; SEM-VII:450/700; TOTAL: --											

/- FEMALE, #- 0.229, @- 0.5042/0.5043, \*- 0.5045, \$- Carried Forward Grade, -- Dyslexia, A/ABS- Absent, F- Fails, P- Passes

RR- Reserved, RLE- Reserve for Lower Examination, RPV- Provisional, RCC- 0.5050, ADC- Admission Cancelled

G:Grade, GP:Grade Point, C:Credits, ãC:Sum of Credit Points, ãCG:Sum of Product of Credits &amp; Grades

SGPI:Semester Grade Performance Index = ãCG/ãC, CGPI:Cumulative Grade Performance Index

% Marks : 80 and Above 75-79.99 70-74.99 60-69.99 50-59.99 45-49.99 40-44.99 Less Than 40

Grade / Gr. Pt. : O / 10 A / 9 B / 8 C / 7 D / 6 E / 5 F / 4 F / 0

SEAT NO	NAME	<Course-I> Th(80/32) In(20/08) Total C G GP C*G	<Course-II> Th(80/32) In(20/08) Total C G GP C*G	<Course-III> Th(80/32) In(20/08) Total C G GP C*G	<Course-IV> Th(80/32) In(20/08) Total C G GP C*G	<Course-V> Tw(25/10) Pr/Or(25/10) Total C G GP C*G	<Course-VI> Tw(25/10) Pr/Or(25/10) Total C G GP C*G	<Course-VII> Tw(100/40) Pr/Or(50/20) Total C G GP C*G	RESULT	REMARK	TOTAL MARKS OUT OF 650	
01.	MEC801	OPERATIONS PLANNING AND CONTROL				03.	MEDLO8052	SMART MATERIALS		05.	MEDLO8061	PRODUCT DESIGN AND DEVELOPMENT
16.	ILO8029	ENVIRONMENTAL MANAGEMENT				17.	MEL801	PRODUCT DESIGN AND DEVELOPMENT LAB		18.	MEL802	LABORATORY BASED ON IOT LAB
19.	MEP801	MAJOR PROJECT II										

6020682 SINGH AYUSH SUNILKUMAR SAVITA

57	42	45	52	17	18	70				425
16	12	11	12	15	20	38	P	RPV		
73	54	56	64	32	38	108				
3 B 8 24 3 D 6 18 3 D 6 18 3 C 7 21 1 C 7 7 1 A 9 9 6 B 8 48				20	145	7.25				
(DIPLOMA STUDENT)										
SGPI: SEM-III: 9.63 ; SEM-IV: 9.35 ; SEM-V: 8.82 ; SEM-VI: 6.48 ; SEM-VII: 6.73 ; CGPI: --										
CREDITS: SEM-III: 24 ; SEM-IV: 23 ; SEM-V: 22 ; SEM-VI: 23 ; SEM-VII: 22										
MARKS: SEM-III:618/725; SEM-IV:628/750; SEM-V:546/725; SEM-VI:433/725; SEM-VII:431/700; TOTAL: --										

6020683 TAMBE PRANAY RAJENDRA RAJANI

33	32	48	53	22	20	80				416
14	12	10	11	20	19	42	P	RPV		
47	44	58	64	42	39	122				
3 E 5 15 3 P 4 12 3 D 6 18 3 C 7 21 1 O 10 10 1 A 9 9 6 O 10 60				20	145	7.25				
(DIPLOMA STUDENT)										
SGPI: SEM-III: 9.13 ; SEM-IV: 9.65 ; SEM-V: 8.05 ; SEM-VI: 6.30 ; SEM-VII: 6.32 ; CGPI: --										
CREDITS: SEM-III: 24 ; SEM-IV: 23 ; SEM-V: 22 ; SEM-VI: 23 ; SEM-VII: 22										
MARKS: SEM-III:587/725; SEM-IV:630/750; SEM-V:515/725; SEM-VI:419/725; SEM-VII:410/700; TOTAL: --										

6020684 TANAVADE BHUSHAN RAJESH RASHMI

71	79	68	54	24	23	82				562
19	19	17	17	24	23	42	P	RPV		
90	98	85	71	48	46	124				
3 O 10 30 3 O 10 30 3 O 10 30 3 B 8 24 1 O 10 10 1 O 10 10 6 O 10 60				20	194	9.70				
(DIPLOMA STUDENT)										
SGPI: SEM-III: 9.92 ; SEM-IV: 9.91 ; SEM-V: 9.05 ; SEM-VI: 9.35 ; SEM-VII: 9.64 ; CGPI: --										
CREDITS: SEM-III: 24 ; SEM-IV: 23 ; SEM-V: 22 ; SEM-VI: 23 ; SEM-VII: 22										
MARKS: SEM-III:657/725; SEM-IV:677/750; SEM-V:564/725; SEM-VI:600/725; SEM-VII:596/700; TOTAL: --										

/- FEMALE, #- 0.229, @- 0.5042/0.5043, \*- 0.5045, \$- Carried Forward Grade, -- Dyslexia, A/ABS- Absent, F- Fails, P- Passes

RR- Reserved, RLE- Reserve for Lower Examination, RPV- Provisional, RCC- 0.5050, ADC- Admission Cancelled

G:Grade, GP:Grade Point, C:Credits, ãC:Sum of Credit Points, ãCG:Sum of Product of Credits &amp; Grades

SGPI:Semester Grade Performance Index = ãCG/ãC, CGPI:Cumulative Grade Performance Index

% Marks : 80 and Above 75-79.99 70-74.99 60-69.99 50-59.99 45-49.99 40-44.99 Less Than 40

Grade / Gr. Pt. : O / 10 A / 9 B / 8 C / 7 D / 6 E / 5 P / 4 F / 0

SEAT NO	NAME	<Course-I>	<Course-II>	<Course-III>	<Course-IV>	<Course-V>	<Course-VI>	<Course-VII>	RESULT	REMARK	TOTAL MARKS OUT OF 650			
		Th(80/32)	Th(80/32)	Th(80/32)	Th(80/32)	Tw(25/10)	Tw(25/10)	Tw(100/40)						
		In(20/08)	In(20/08)	In(20/08)	In(20/08)	Pr/Or(25/10)	Pr/Or(25/10)	Pr/Or(50/20)						
		Total	Total	Total	Total	Total	Total	Total						
		C G GP C*G	C G GP C*G	C G GP C*G	C G GP C*G	C G GP C*G	C G GP C*G	C G GP C*G	ãC	ãCG	SGPI			
01.	MEC801	OPERATIONS PLANNING AND CONTROL					03.	MEDL08052	SMART MATERIALS			05.	MEDL08061	PRODUCT DESIGN AND DEVELOPMENT
16.	ILO8029	ENVIRONMENTAL MANAGEMENT					17.	MEL801	PRODUCT DESIGN AND DEVELOPMENT LAB			18.	MEL802	LABORATORY BASED ON IOT LAB
19.	MEP801	MAJOR PROJECT II												

6020685 TANDALEKAR RUTVIK TULSHIRAM TRUPTI

24F	36E	41E	48E	21E	20E	77E						
12E	8E	8E	8E	20E	19E	39E			F	RPV	381	
--	44	49	56	41	39	116						
- - - -	-- 3 P 4	12 3 E 5 15	3 D 6 18	1 O 10 10	1 A 9 9	6 A 9 54			17	118	--	
(DIPLOMA STUDENT)		SGPI: SEM-III: 9.29 ; SEM-IV: 9.70 ; SEM-V: 8.55 ; SEM-VI: 6.65 ; SEM-VII: 5.95 ; CGPI: --										
CREDITS: SEM-III: 24 ; SEM-IV: 23 ; SEM-V: 22 ; SEM-VI: 23 ; SEM-VII: 22												
MARKS: SEM-III:573/725; SEM-IV:618/750; SEM-V:537/725; SEM-VI:440/725; SEM-VII:377/700; TOTAL: --												

6020686 TARE ANCHIT NARESH NIKITA

51	39	46	39	21	19	76						
13	14	10	10	21	20	38			P		417	
64	53	56	49	42	39	114						
3 C 7	21 3 D 6 18	3 D 6 18	3 E 5 15	1 O 10 10	1 A 9 9	6 A 9 54			20	145	7.25	
SGPI: SEM-I: 6.75 ; SEM-II: 8.48 ; SEM-III: 8.42 ; SEM-IV: 9.65 ; SEM-V: 8.27 ; SEM-VI: 6.91 ; SEM-VII: 6.77 ; CGPI: 7.85												
CREDITS: SEM-I: 18 ; SEM-II: 20 ; SEM-III: 24 ; SEM-IV: 23 ; SEM-V: 22 ; SEM-VI: 23 ; SEM-VII: 22												
MARKS: SEM-I:424/675; SEM-II:528/725; SEM-III:538/725; SEM-IV:625/750; SEM-V:520/725; SEM-VI:458/725; SEM-VII:433/700; TOTAL: 3943/5675 (69.48%)												

6020687 THAKUR SHRIPAD RANJAN RUPALI

45	42	48	45	20	20	75						
14	14	10	11	20	20	38			P		422	
59	56	58	56	40	40	113						
3 D 6	18 3 D 6 18	3 D 6 18	3 D 6 18	1 O 10 10	1 O 10 10	6 A 9 54			20	146	7.30	
SGPI: SEM-I: 7.17 ; SEM-II: 8.75 ; SEM-III: 9.21 ; SEM-IV: 9.87 ; SEM-V: 8.86 ; SEM-VI: 8.43 ; SEM-VII: 7.41 ; CGPI: 8.43												
CREDITS: SEM-I: 18 ; SEM-II: 20 ; SEM-III: 24 ; SEM-IV: 23 ; SEM-V: 22 ; SEM-VI: 23 ; SEM-VII: 22												
MARKS: SEM-I:442/675; SEM-II:557/725; SEM-III:575/725; SEM-IV:641/750; SEM-V:562/725; SEM-VI:534/725; SEM-VII:462/700; TOTAL: 4195/5675 (73.92%)												

/- FEMALE, #- 0.229, @- 0.5042/0.5043, \*- 0.5045, \$- Carried Forward Grade, -- Dyslexia, A/ABS- Absent, F- Fails, P- Passes

RR- Reserved, RLE- Reserve for Lower Examination, RPV- Provisional, RCC- 0.5050, ADC- Admission Cancelled

G:Grade, GP:Grade Point, C:Credits, ãC:Sum of Credit Points, ãCG:Sum of Product of Credits &amp; Grades

SGPI:Semester Grade Performance Index = ãCG/ãC, CGPI:Cumulative Grade Performance Index

% Marks : 80 and Above 75-79.99 70-74.99 60-69.99 50-59.99 45-49.99 40-44.99 Less Than 40

Grade / Gr. Pt. : O / 10 A / 9 B / 8 C / 7 D / 6 E / 5 P / 4 F / 0

SEAT_NO	NAME	<Course-I>	<Course-II>	<Course-III>	<Course-IV>	<Course-V>	<Course-VI>	<Course-VII>	RESULT	REMARK	TOTAL MARKS OUT OF 650			
		Th(80/32)	Th(80/32)	Th(80/32)	Th(80/32)	Tw(25/10)	Tw(25/10)	Tw(100/40)						
		In(20/08)	In(20/08)	In(20/08)	In(20/08)	Pr/Or(25/10)	Pr/Or(25/10)	Pr/Or(50/20)						
		Total	Total	Total	Total	Total	Total	Total						
		C G GP C*G	C G GP C*G	C G GP C*G	C G GP C*G	C G GP C*G	C G GP C*G	C G GP C*G	ãC	ãCG	SGPI			
01.	MEC801	OPERATIONS PLANNING AND CONTROL					03.	MEDLO8052	SMART MATERIALS			05.	MEDLO8061	PRODUCT DESIGN AND DEVELOPMENT
16.	ILO8029	ENVIRONMENTAL MANAGEMENT					17.	MEL801	PRODUCT DESIGN AND DEVELOPMENT LAB			18.	MEL802	LABORATORY BASED ON IOT LAB
19.	MEP801	MAJOR PROJECT II												

6020688 /VADAKKEPURATH ANAGHA FRANCIS JANCY

42	62	38	46	21	20	85							
11	10	11	11	19	20	43			P	RLE		439	
53	72	49	57	40	40	128							
3 D 6	18 3 B 8	24 3 E 5	15 3 D 6	18 1 O 10	10 1 O 10	10 6 O 10	60		20	155	7.75		
SGPI: SEM-I: 6.87 ; SEM-II: 7.24 ; SEM-III: 8.96 ; SEM-IV: 9.61 ; SEM-V: 8.86 ; SEM-VI: 8.13 ; SEM-VII: -- ; CGPI: --													
CREDITS: SEM-I: 27 ; SEM-II: 27 ; SEM-III: 24 ; SEM-IV: 23 ; SEM-V: 22 ; SEM-VI: 23 ; SEM-VII: --													
MARKS: SEM-I:458/750; SEM-II:477/750; SEM-III:556/725; SEM-IV:645/750; SEM-V:546/725; SEM-VI:408/725; SEM-VII:-- ; TOTAL: --													

6020689 VARTAK SARVESH BHUSHAN SONALI

55	45	51	50	22	21	76							
16	15	12	13	22	20	38			P			456	
71	60	63	63	44	41	114							
3 B 8	24 3 C 7	21 3 C 7	21 3 C 7	21 1 O 10	10 1 O 10	10 6 A 9	54		20	161	8.05		
SGPI: SEM-I: 9.44 ; SEM-II: 9.75 ; SEM-III: 9.42 ; SEM-IV: 9.91 ; SEM-V: 8.59 ; SEM-VI: 8.43 ; SEM-VII: 8.23 ; CGPI: 8.98													
CREDITS: SEM-I: 18 ; SEM-II: 20 ; SEM-III: 24 ; SEM-IV: 23 ; SEM-V: 22 ; SEM-VI: 23 ; SEM-VII: 22													
MARKS: SEM-I:566/675; SEM-II:627/725; SEM-III:590/725; SEM-IV:649/750; SEM-V:556/725; SEM-VI:539/725; SEM-VII:505/700; TOTAL: 4488/5675 (79.08%)													

6020690 VAZE SAGAR RAJESH JYOTI

58	50	66	56	23	20	80							
15	16	15	13	23	20	40			P			495	
73	66	81	69	46	40	120							
3 B 8	24 3 C 7	21 3 O 10	30 3 C 7	21 1 O 10	10 1 O 10	10 6 O 10	60		20	176	8.80		
SGPI: SEM-I: 7.17 ; SEM-II: 8.30 ; SEM-III: 8.67 ; SEM-IV: 9.91 ; SEM-V: 8.86 ; SEM-VI: 8.65 ; SEM-VII: 8.32 ; CGPI: 8.63													
CREDITS: SEM-I: 18 ; SEM-II: 20 ; SEM-III: 24 ; SEM-IV: 23 ; SEM-V: 22 ; SEM-VI: 23 ; SEM-VII: 22													
MARKS: SEM-I:446/675; SEM-II:523/725; SEM-III:545/725; SEM-IV:663/750; SEM-V:561/725; SEM-VI:551/725; SEM-VII:511/700; TOTAL: 4295/5675 (75.68%)													

/- FEMALE, #- 0.229, @- 0.5042/0.5043, \*- 0.5045, \$- Carried Forward Grade, -- Dyslexia, A/ABS- Absent, F- Fails, P- Passes

RR- Reserved, RLE- Reserve for Lower Examination, RPV- Provisional, RCC- 0.5050, ADC- Admission Cancelled

G:Grade, GP:Grade Point, C:Credits, ãC:Sum of Credit Points, ãCG:Sum of Product of Credits &amp; Grades

SGPI:Semester Grade Performance Index = ãCG/ãC, CGPI:Cumulative Grade Performance Index

% Marks : 80 and Above 75-79.99 70-74.99 60-69.99 50-59.99 45-49.99 40-44.99 Less Than 40

Grade / Gr. Pt. : O / 10 A / 9 B / 8 C / 7 D / 6 E / 5 P / 4 F / 0



SEAT_NO	NAME	<Course-I>	<Course-II>	<Course-III>	<Course-IV>	<Course-V>	<Course-VI>	<Course-VII>	RESULT	REMARK	TOTAL MARKS OUT OF 650			
		Th(80/32)	Th(80/32)	Th(80/32)	Th(80/32)	Tw(25/10)	Tw(25/10)	Tw(100/40)						
		In(20/08)	In(20/08)	In(20/08)	In(20/08)	Pr/Or(25/10)	Pr/Or(25/10)	Pr/Or(50/20)						
		Total	Total	Total	Total	Total	Total	Total						
		C G GP C*G	C G GP C*G	C G GP C*G	C G GP C*G	C G GP C*G	C G GP C*G	C G GP C*G	ãC	ãCG	SGPI			
01.	MEC801	OPERATIONS PLANNING AND CONTROL					03.	MEDLO8052	SMART MATERIALS			07.	MEDLO8063	TOTAL QUALITY MANAGEMENT
08.	ILO8021	PROJECT MANAGEMEN					17.	MEL801	PRODUCT DESIGN AND DEVELOPMENT LAB			18.	MEL802	LABORATORY BASED ON IOT LAB
19.	MEP801	MAJOR PROJECT II												

6020694 JAISWAR AMANDEEP SHYAMSUNDAR SHAKUNTALA

52	42	33	43	21	20	78							
16	11	11	15	20	20	41			P	RPV	423		
68	53	44	58	41	40	119							
3 C 7 21 3 D 6 18 3 P 4 12 3 D 6 18 1 O 10 10 1 O 10 10 6 A 9 54									20	143	7.15		
SGPI: SEM-I: 6.50 ; SEM-II: 6.60 ; SEM-III: 8.96 ; SEM-IV: 9.48 ; SEM-V: 9.27 ; SEM-VI: 5.74 ; SEM-VII: 6.41 ; CGPI: --													
CREDITS: SEM-I: 18 ; SEM-II: 20 ; SEM-III: 24 ; SEM-IV: 23 ; SEM-V: 22 ; SEM-VI: 23 ; SEM-VII: 22													
MARKS: SEM-I:415/675; SEM-II:425/725; SEM-III:553/725; SEM-IV:637/750; SEM-V:568/725; SEM-VI:394/725; SEM-VII:409/700; TOTAL: --													

6020695 SANGHRAJKA RAJ KETANKUMAR VANDANA

50	53	52	55	22	21	83							
18	12	16	15	22	21	48			P	RPV	488		
68	65	68	70	44	42	131							
3 C 7 21 3 C 7 21 3 C 7 21 3 B 8 24 1 O 10 10 1 O 10 10 6 O 10 60									20	167	8.35		
SGPI: SEM-I: 8.00 ; SEM-II: 9.15 ; SEM-III: 9.54 ; SEM-IV:10.00 ; SEM-V: 8.55 ; SEM-VI: 7.48 ; SEM-VII: 7.64 ; CGPI: --													
CREDITS: SEM-I: 18 ; SEM-II: 20 ; SEM-III: 24 ; SEM-IV: 23 ; SEM-V: 22 ; SEM-VI: 23 ; SEM-VII: 22													
MARKS: SEM-I:468/675; SEM-II:586/725; SEM-III:595/725; SEM-IV:651/750; SEM-V:551/725; SEM-VI:500/725; SEM-VII:455/700; TOTAL: --													

6020696 YADAV VINAY KUMAR RAMJAS NIRMALA YADAV

42	47	47	45	21	23	83							
16	12	16	16	20	23	42			P		453		
58	59	63	61	41	46	125							
3 D 6 18 3 D 6 18 3 C 7 21 3 C 7 21 1 O 10 10 1 O 10 10 6 O 10 60									20	158	7.90		
SGPI: SEM-I: 7.83 ; SEM-II: 8.08 ; SEM-III: 9.21 ; SEM-IV: 9.61 ; SEM-V: 8.82 ; SEM-VI: 7.78 ; SEM-VII: 7.23 ; CGPI: 8.34													
CREDITS: SEM-I: 18 ; SEM-II: 20 ; SEM-III: 24 ; SEM-IV: 23 ; SEM-V: 22 ; SEM-VI: 23 ; SEM-VII: 22													
MARKS: SEM-I:475/675; SEM-II:520/725; SEM-III:574/725; SEM-IV:630/750; SEM-V:547/725; SEM-VI:490/725; SEM-VII:458/700; TOTAL: 4147/5675 (73.07%)													

/- FEMALE, #- 0.229, @- 0.5042/0.5043, \*- 0.5045, \$- Carried Forward Grade, -- Dyslexia, A/ABS- Absent, F- Fails, P- Passes

RR- Reserved, RLE- Reserve for Lower Examination, RPV- Provisional, RCC- 0.5050, ADC- Admission Cancelled

G:Grade, GP:Grade Point, C:Credits, ãC:Sum of Credit Points, ãCG:Sum of Product of Credits &amp; Grades

SGPI:Semester Grade Performance Index = ãCG/ãC, CGPI:Cumulative Grade Performance Index

% Marks : 80 and Above 75-79.99 70-74.99 60-69.99 50-59.99 45-49.99 40-44.99 Less Than 40

Grade / Gr. Pt. : O / 10 A / 9 B / 8 C / 7 D / 6 E / 5 F / 4 F / 0

## SEAT\_NO NAME

<Course-I> Th(80/32)	<Course-II> Th(80/32)	<Course-III> Th(80/32)	<Course-IV> Th(80/32)	<Course-V> Tw(25/10)	<Course-VI> Tw(25/10)	<Course-VII> Tw(100/40)	TOTAL MARKS OUT OF 650	RESULT	REMARK	
In(20/08)	In(20/08)	In(20/08)	In(20/08)	Pr/Or(25/10)	Pr/Or(25/10)	Pr/Or(50/20)	Total			
Total C G GP C*G	Total C G GP C*G	Total C G GP C*G	Total C G GP C*G	Total C G GP C*G	Total C G GP C*G	Total C G GP C*G		ãC	ãCG	SGPI
01. MEC801	OPERATIONS PLANNING AND CONTROL			03. MEDLO8052	SMART MATERIALS		07. MEDLO8063	TOTAL QUALITY MANAGEMENT		
16. ILO8029	ENVIRONMENTAL MANAGEMENT			17. MEL801	PRODUCT DESIGN AND DEVELOPMENT LAB		18. MEL802	LABORATORY BASED ON IOT LAB		
19. MEP801	MAJOR PROJECT II									

6020697 BHOIR DEEPESH YASHWANT PRIYA

32	45	59	43	22	20	81			
17	14	14	11	20	19	40	P	RPV	437
49	59	73	54	42	39	121			
3 E 5 15 3 D 6 18 3 B 8 24 3 D 6 18 1 O 10 10 1 A 9 9 6 O 10 60							20	154	7.70

(DIPLOMA STUDENT)

SGPI: SEM-III: 9.58 ; SEM-IV: 9.83 ; SEM-V: 9.14 ; SEM-VI: 7.35 ; SEM-VII: 7.00 ; CGPI: --  
 CREDITS: SEM-III: 24 ; SEM-IV: 23 ; SEM-V: 22 ; SEM-VI: 23 ; SEM-VII: 22  
 MARKS: SEM-III:600/725; SEM-IV:637/750; SEM-V:556/725; SEM-VI:474/725; SEM-VII:448/700; TOTAL: --

6020698 CHAUGULE AKASH SUNIL SUREKHA

27F	25F	21F	37E	19E	20E	78E			
13E	12E	13E	10E	18E	20E	41E	F	RPV	354
--	--	--	47	37	40	119			
3 E 5 15 1 B 8 8 1 O 10 10 6 A 9 54							11	87	--

(DIPLOMA STUDENT)

SGPI: SEM-III: 7.88 ; SEM-IV: 8.87 ; SEM-V: 7.23 ; SEM-VI: -- ; SEM-VII: -- ; CGPI: --  
 CREDITS: SEM-III: 24 ; SEM-IV: 23 ; SEM-V: 22 ; SEM-VI: -- ; SEM-VII: --  
 MARKS: SEM-III:505/725; SEM-IV:575/750; SEM-V:472/725; SEM-VI: -- ; SEM-VII:-- ; TOTAL: --

6020699 /GUPTA ANJANI NARDAHE DULARI

39	51	56	66	20	22	75			
11	15	17	13	21	20	38	P	RPV	464
50	66	73	79	41	42	113			
3 D 6 18 3 C 7 21 3 B 8 24 3 A 9 27 1 O 10 10 1 O 10 10 6 A 9 54							20	164	8.20

(DIPLOMA STUDENT)

SGPI: SEM-III: 9.58 ; SEM-IV: 9.74 ; SEM-V: 8.68 ; SEM-VI: 7.26 ; SEM-VII: 7.27 ; CGPI: --  
 CREDITS: SEM-III: 24 ; SEM-IV: 23 ; SEM-V: 22 ; SEM-VI: 23 ; SEM-VII: 22  
 MARKS: SEM-III:614/725; SEM-IV:658/750; SEM-V:543/725; SEM-VI:467/725; SEM-VII:468/700; TOTAL: --

/- FEMALE, #- 0.229, @- 0.5042/0.5043, \*- 0.5045, \$- Carried Forward Grade, -- Dyslexia, A/ABS- Absent, F- Fails, P- Passes

RR- Reserved, RLE- Reserve for Lower Examination, RPV- Provisional, RCC- 0.5050, ADC- Admission Cancelled

G:Grade, GP:Grade Point, C:Credits, ãC:Sum of Credit Points, ãCG:Sum of Product of Credits &amp; Grades

SGPI:Semester Grade Performance Index = ãCG/ãC, CGPI:Cumulative Grade Performance Index

% Marks : 80 and Above 75-79.99 70-74.99 60-69.99 50-59.99 45-49.99 40-44.99 Less Than 40

Grade / Gr. Pt. : O / 10 A / 9 B / 8 C / 7 D / 6 E / 5 P / 4 F / 0



SEAT NO	NAME	<Course-I>	<Course-II>	<Course-III>	<Course-IV>	<Course-V>	<Course-VI>	<Course-VII>	RESULT	REMARK	TOTAL MARKS OUT OF 650			
		Th(80/32)	Th(80/32)	Th(80/32)	Th(80/32)	Tw(25/10)	Tw(25/10)	Tw(100/40)						
		In(20/08)	In(20/08)	In(20/08)	In(20/08)	Pr/Or(25/10)	Pr/Or(25/10)	Pr/Or(50/20)						
		Total	Total	Total	Total	Total	Total	Total						
		C G GP C*G	C G GP C*G	C G GP C*G	C G GP C*G	C G GP C*G	C G GP C*G	C G GP C*G	ãC	ãCG	SGPI			
01.	MEC801	OPERATIONS PLANNING AND CONTROL					03.	MEDLO8052	SMART MATERIALS			07.	MEDLO8063	TOTAL QUALITY MANAGEMENT
16.	ILO8029	ENVIRONMENTAL MANAGEMENT					17.	MEL801	PRODUCT DESIGN AND DEVELOPMENT LAB			18.	MEL802	LABORATORY BASED ON IOT LAB
19.	MEP801	MAJOR PROJECT II												

6020700 /JADHAV HRUTUJA DATTATRAYA MANGAL

57	48	61	60	21	22	80																	
16	17	17	14	20	20	42			P	RPV	495												
73	65	78	74	41	42	122																	
3 B	8	24	3 C	7	21	3 A	9	27	3 B	8	24	1 O	10	10	1 O	10	10	6 O	10	60	20	176	8.80
(DIPLOMA STUDENT)		SGPI: SEM-III: 9.71 ; SEM-IV: 9.83 ; SEM-V: 8.82 ; SEM-VI: 7.48 ; SEM-VII: 7.41 ; CGPI: --											CREDITS: SEM-III: 24 ; SEM-IV: 23 ; SEM-V: 22 ; SEM-VI: 23 ; SEM-VII: 22		MARKS: SEM-III:639/725; SEM-IV:650/750; SEM-V:565/725; SEM-VI:477/725; SEM-VII:469/700; TOTAL: --								

6020701 KHAN TANVIR MOHAMMAD SHARIF SARWARI BANU

54	36	44	39	16	19	78																	
16	17	16	11	16	20	39			P	RPV	421												
70	53	60	50	32	39	117																	
3 B	8	24	3 D	6	18	3 C	7	21	3 D	6	18	1 C	7	7	1 A	9	9	6 A	9	54	20	151	7.55
(DIPLOMA STUDENT)		SGPI: SEM-III: 8.04 ; SEM-IV: 7.50 ; SEM-V: 6.41 ; SEM-VI: 5.48 ; SEM-VII: 7.00 ; CGPI: --											CREDITS: SEM-III: 26 ; SEM-IV: 26 ; SEM-V: 27 ; SEM-VI: 25 ; SEM-VII: 22		MARKS: SEM-III:520/725; SEM-IV:580/825; SEM-V:449/775; SEM-VI:355/725; SEM-VII:458/700; TOTAL: --								

6020702 PATANE ADITYA DNYANESHWAR LALITA

47	73	57	47	23	21	82																	
12	15	16	14	23	21	43			P	RLE	494												
59	88	73	61	46	42	125																	
3 D	6	18	3 O	10	30	3 B	8	24	3 C	7	21	1 O	10	10	1 O	10	10	6 O	10	60	20	173	8.65
		SGPI: SEM-I: 6.58 ; SEM-II: 6.98 ; SEM-III: 8.38 ; SEM-IV: 9.74 ; SEM-V: 7.86 ; SEM-VI: 6.70 ; SEM-VII: -- ; CGPI: --											CREDITS: SEM-I: 18 ; SEM-II: 20 ; SEM-III: 24 ; SEM-IV: 23 ; SEM-V: 22 ; SEM-VI: 23 ; SEM-VII: --		MARKS: SEM-I:416/675; SEM-II:464/725; SEM-III:527/725; SEM-IV:626/750; SEM-V:508/725; SEM-VI:441/725; SEM-VII:-- ; TOTAL: --								

/- FEMALE, #- 0.229, @- 0.5042/0.5043, \*- 0.5045, \$- Carried Forward Grade, -- Dyslexia, A/ABS- Absent, F- Fails, P- Passes

RR- Reserved, RLE- Reserve for Lower Examination, RPV- Provisional, RCC- 0.5050, ADC- Admission Cancelled

G:Grade, GP:Grade Point, C:Credits, ãC:Sum of Credit Points, ãCG:Sum of Product of Credits &amp; Grades

SGPI:Semester Grade Performance Index = ãCG/ãC, CGPI:Cumulative Grade Performance Index

% Marks : 80 and Above 75-79.99 70-74.99 60-69.99 50-59.99 45-49.99 40-44.99 Less Than 40

Grade / Gr. Pt. : O / 10 A / 9 B / 8 C / 7 D / 6 E / 5 P / 4 F / 0

SEAT NO	NAME	<Course-I> Th(80/32) In(20/08) Total C G GP C*G	<Course-II> Th(80/32) In(20/08) Total C G GP C*G	<Course-III> Th(80/32) In(20/08) Total C G GP C*G	<Course-IV> Th(80/32) In(20/08) Total C G GP C*G	<Course-V> Tw(25/10) Pr/Or(25/10) Total C G GP C*G	<Course-VI> Tw(25/10) Pr/Or(25/10) Total C G GP C*G	<Course-VII> Tw(100/40) Pr/Or(50/20) Total C G GP C*G	RESULT	REMARK	TOTAL MARKS OUT OF 650
01.	MEC801	OPERATIONS PLANNING AND CONTROL			03.	MEDLO8052	SMART MATERIALS		07.	MEDLO8063	TOTAL QUALITY MANAGEMENT
16.	ILO8029	ENVIRONMENTAL MANAGEMENT			17.	MEL801	PRODUCT DESIGN AND DEVELOPMENT LAB		18.	MEL802	LABORATORY BASED ON IOT LAB
19.	MEP801	MAJOR PROJECT II									
6020703	SAHA ANKUR SAMIR MITHU SAHA										
52	34	47	40	20	18	78					
13	14	15	12	19	20	40			P		422
65	48	62	52	39	38	118					
3 C 7 21 3 E 5 15 3 C 7 21 3 D 6 18 1 A 9 9 1 A 9 9 6 A 9 54									20 147 7.35		
SGPI: SEM-I: 6.81 ; SEM-II: 7.70 ; SEM-III: 9.29 ; SEM-IV: 9.43 ; SEM-V: 8.68 ; SEM-VI: 6.26 ; SEM-VII: 7.68 ; CGPI: 7.95											
CREDITS: SEM-I: 18 ; SEM-II: 20 ; SEM-III: 24 ; SEM-IV: 23 ; SEM-V: 22 ; SEM-VI: 23 ; SEM-VII: 22											
MARKS: SEM-I:420/675; SEM-II:503/725; SEM-III:576/725; SEM-IV:622/750; SEM-V:536/725; SEM-VI:419/725; SEM-VII:465/700; TOTAL: 3963/5675 (69.83%)											
6020704	SONI RAHUL SANJAYBHAI MANJUBEN										
39	37	35	39	21	20	78					
16	11	13	11	19	20	42			P		401
55	48	48	50	40	40	120					
3 D 6 18 3 E 5 15 3 E 5 15 3 D 6 18 1 O 10 10 1 O 10 10 6 O 10 60									20 146 7.30		
SGPI: SEM-I: 6.25 ; SEM-II: 5.70 ; SEM-III: 7.04 ; SEM-IV: 8.22 ; SEM-V: 7.77 ; SEM-VI: 6.61 ; SEM-VII: 6.36 ; CGPI: 6.94											
CREDITS: SEM-I: 18 ; SEM-II: 20 ; SEM-III: 24 ; SEM-IV: 23 ; SEM-V: 22 ; SEM-VI: 23 ; SEM-VII: 22											
MARKS: SEM-I:394/675; SEM-II:382/725; SEM-III:460/725; SEM-IV:549/750; SEM-V:510/725; SEM-VI:426/725; SEM-VII:400/700; TOTAL: 3522/5675 (62.06%)											
6020705	TRIVEDI DEVAL SANJAY POOJABEN										
40	49	72	52	22	21	76					
18	12	17	13	19	22	38			P		471
58	61	89	65	41	43	114					
3 D 6 18 3 C 7 21 3 O 10 30 3 C 7 21 1 O 10 10 1 O 10 10 6 A 9 54									20 164 8.20		
SGPI: SEM-I: 7.50 ; SEM-II: 8.70 ; SEM-III: 8.75 ; SEM-IV: 9.70 ; SEM-V: 9.18 ; SEM-VI: 7.74 ; SEM-VII: 7.86 ; CGPI: 8.48											
CREDITS: SEM-I: 18 ; SEM-II: 20 ; SEM-III: 24 ; SEM-IV: 23 ; SEM-V: 22 ; SEM-VI: 23 ; SEM-VII: 22											
MARKS: SEM-I:454/675; SEM-II:557/725; SEM-III:555/725; SEM-IV:643/750; SEM-V:574/725; SEM-VI:503/725; SEM-VII:486/700; TOTAL: 4243/5675 (74.77%)											
/- FEMALE, #- 0.229, @- 0.5042/0.5043, *- 0.5045, \$- Carried Forward Grade, -- Dyslexia, A/ABS- Absent, F- Fails, P- Passes											
RR- Reserved, RLE- Reserve for Lower Examination, RPV- Provisional, RCC- 0.5050, ADC- Admission Cancelled											
G:Grade, GP:Grade Point, C:Credits, aC:Sum of Credit Points, aCG:Sum of Product of Credits & Grades											
SGPI:Semester Grade Performance Index = aCG/aC, CGPI:Cumulative Grade Performance Index											
% Marks : 80 and Above 75-79.99 70-74.99 60-69.99 50-59.99 45-49.99 40-44.99 Less Than 40											
Grade / Gr. Pt. : O / 10 A / 9 B / 8 C / 7 D / 6 E / 5 P / 4 F / 0											

SEAT NO	NAME										RESULT	REMARK	TOTAL MARKS	
	<Course-I>	<Course-II>	<Course-III>	<Course-IV>	<Course-V>	<Course-VI>	<Course-VII>							
	Th(80/32)	Th(80/32)	Th(80/32)	Th(80/32)	Tw(25/10)	Tw(25/10)	Tw(100/40)							
	In(20/08)	In(20/08)	In(20/08)	In(20/08)	Pr/Or(25/10)	Pr/Or(25/10)	Pr/Or(50/20)							
	Total	Total	Total	Total	Total	Total	Total							
	C G GP C*G	C G GP C*G	C G GP C*G	C G GP C*G	C G GP C*G	C G GP C*G	C G GP C*G							
01. MEC801	OPERATIONS PLANNING AND CONTROL					03. MEDLO8052	SMART MATERIALS					07. MEDLO8063	TOTAL QUALITY MANAGEMENT	
16. ILO8029	ENVIRONMENTAL MANAGEMENT					17. MEL801	PRODUCT DESIGN AND DEVELOPMENT LAB					18. MEL802	LABORATORY BASED ON IOT LAB	
19. MEP801	MAJOR PROJECT II													
-----														
6020706	VISHWAKARMA KISHAN SANJAY BINDU													
	33	40	35	47	16	21	78							
	14	10	14	8	18	20	38			P	RLE		392	
	47	50	49	55	34	41	116							
	3 E 5 15 3 D 6 18 3 E 5 15 3 D 6 18 1 C 7 7 1 O 10 10 6 A 9 54									20	137		6.85	
	SGPI: SEM-I: 7.53 ; SEM-II: 6.93 ; SEM-III: 8.04 ; SEM-IV: 9.39 ; SEM-V: 8.41 ; SEM-VI: 6.39 ; SEM-VII: -- ; CGPI: --													
	CREDITS: SEM-I: 18 ; SEM-II: 20 ; SEM-III: 24 ; SEM-IV: 23 ; SEM-V: 22 ; SEM-VI: 23 ; SEM-VII: --													
	MARKS: SEM-I:443/675; SEM-II:454/725; SEM-III:526/725; SEM-IV:617/750; SEM-V:534/725; SEM-VI:429/725; SEM-VII:-- ; TOTAL: --													
-----														
01. MEC801	OPERATIONS PLANNING AND CONTROL					04. MEDLO8053	MICRO ELECTRO MECHANICAL SYSTEMS					05. MEDLO8061	PRODUCT DESIGN AND DEVELOPMENT	
08. ILO8021	PROJECT MANAGEMENT					17. MEL801	PRODUCT DESIGN AND DEVELOPMENT LAB					18. MEL802	LABORATORY BASED ON IOT LAB	
19. MEP801	MAJOR PROJECT II													
-----														
6020707	BHOIR ROHIT RAMESH RESHMA													
	34	43	38	43	15	20	72							
	15	12	10	12	14	21	35			P	RLE		384	
	49	55	48	55	29	41	107							
	3 E 5 15 3 D 6 18 3 E 5 15 3 D 6 18 1 D 6 6 1 O 10 10 6 B 8 48									20	130		6.50	
	SGPI: SEM-I: 7.42 ; SEM-II: 7.95 ; SEM-III: 9.13 ; SEM-IV: 9.35 ; SEM-V: 9.18 ; SEM-VI: 6.57 ; SEM-VII: -- ; CGPI: --													
	CREDITS: SEM-I: 18 ; SEM-II: 20 ; SEM-III: 24 ; SEM-IV: 23 ; SEM-V: 22 ; SEM-VI: 23 ; SEM-VII: --													
	MARKS: SEM-I:461/675; SEM-II:510/725; SEM-III:564/725; SEM-IV:615/750; SEM-V:564/725; SEM-VI:431/725; SEM-VII:-- ; TOTAL: --													
-----														
6020708	BOKADE SHREYESH LILADHAR UJWALLA													
	41	45	51	49	20	22	81							
	13	11	12	17	18	21	43			P	RLE		444	
	54	56	63	66	38	43	124							
	3 D 6 18 3 D 6 18 3 C 7 21 3 C 7 21 1 A 9 9 1 O 10 10 6 O 10 60									20	157		7.85	
	SGPI: SEM-I: 8.06 ; SEM-II: 8.90 ; SEM-III: 8.83 ; SEM-IV: 9.78 ; SEM-V: 9.14 ; SEM-VI: 7.04 ; SEM-VII: -- ; CGPI: --													
	CREDITS: SEM-I: 18 ; SEM-II: 20 ; SEM-III: 24 ; SEM-IV: 23 ; SEM-V: 22 ; SEM-VI: 23 ; SEM-VII: --													
	MARKS: SEM-I:477/675; SEM-II:558/725; SEM-III:558/725; SEM-IV:644/750; SEM-V:564/725; SEM-VI:466/725; SEM-VII:-- ; TOTAL: --													
-----														
/- FEMALE, #- 0.229, @- 0.5042/0.5043, *- 0.5045, \$- Carried Forward Grade, -- Dyslexia, A/ABS- Absent, F- Fails, P- Passes														
RR- Reserved, RLE- Reserve for Lower Examination, RPV- Provisional, RCC- 0.5050, ADC- Admission Cancelled														
G:Grade, GP:Grade Point, C:Credits, àC:Sum of Credit Points, àCG:Sum of Product of Credits & Grades														
SGPI:Semester Grade Performance Index = àCG/àC, CGPI:Cumulative Grade Performance Index														
% Marks : 80 and Above 75-79.99 70-74.99 60-69.99 50-59.99 45-49.99 40-44.99 Less Than 40														
Grade / Gr. Pt. : O / 10 A / 9 B / 8 C / 7 D / 6 E / 5 F / 4 F / 0														

SEAT_NO	NAME	<Course-I>	<Course-II>	<Course-III>	<Course-IV>	<Course-V>	<Course-VI>	<Course-VII>	RESULT	REMARK	TOTAL MARKS OUT OF 650
		Th(80/32)	Th(80/32)	Th(80/32)	Th(80/32)	Tw(25/10)	Tw(25/10)	Tw(100/40)			
		In(20/08)	In(20/08)	In(20/08)	In(20/08)	Pr/Or(25/10)	Pr/Or(25/10)	Pr/Or(50/20)			
		Total	Total	Total	Total	Total	Total	Total			
		C G GP C*G	C G GP C*G	C G GP C*G	C G GP C*G	C G GP C*G	C G GP C*G	C G GP C*G	ãC	ãCG	SGPI
01. MEC801	OPERATIONS PLANNING AND CONTROL					04. MEDLO8053	MICRO ELECTRO MECHANICAL SYSTEMS	05. MEDLO8061			PRODUCT DESIGN AND DEVELOPMENT
08. ILO8021	PROJECT MANAGEMEN					17. MEL801	PRODUCT DESIGN AND DEVELOPMENT LAB	18. MEL802			LABORATORY BASED ON IOT LAB
19. MEP801	MAJOR PROJECT II										

6020709 /PATIL RIYA ROHIDAS REKHA

52	69	57	69	23	21	84					
17	19	17	18	21	22	42			P		531
69	88	74	87	44	43	126					
3 C 7 21 3 0 10 30	3 B 8 24	3 O 10 30	1 O 10 10	1 O 10 10	6 O 10 60	20 185	9.25				
SGPI: SEM-I: 8.47 ; SEM-II: 9.20 ; SEM-III: 9.00 ; SEM-IV:10.00 ; SEM-V: 9.27 ; SEM-VI: 8.70 ; SEM-VII: 8.86 ; CGPI: 9.11											
CREDITS: SEM-I: 18 ; SEM-II: 20 ; SEM-III: 24 ; SEM-IV: 23 ; SEM-V: 22 ; SEM-VI: 23 ; SEM-VII: 22											
MARKS: SEM-I:511/675; SEM-II:584/725; SEM-III:568/725; SEM-IV:676/750; SEM-V:562/725; SEM-VI:551/725; SEM-VII:539/700; TOTAL: 4522/5675 (79.68%)											

6020710 /PISE ISHA VINODKUMAR JAYA

57	63	59	64	20	22	85					
17	18	15	19	20	21	43			P		523
74	81	74	83	40	43	128					
3 B 8 24 3 0 10 30	3 B 8 24	3 O 10 30	1 O 10 10	1 O 10 10	6 O 10 60	20 188	9.40				
SGPI: SEM-I: 7.44 ; SEM-II: 9.20 ; SEM-III: 8.21 ; SEM-IV:10.00 ; SEM-V: 9.23 ; SEM-VI: 8.00 ; SEM-VII: 8.09 ; CGPI: 8.71											
CREDITS: SEM-I: 18 ; SEM-II: 20 ; SEM-III: 24 ; SEM-IV: 23 ; SEM-V: 22 ; SEM-VI: 23 ; SEM-VII: 22											
MARKS: SEM-I:462/675; SEM-II:592/725; SEM-III:539/725; SEM-IV:653/750; SEM-V:570/725; SEM-VI:524/725; SEM-VII:492/700; TOTAL: 4355/5675 (76.74%)											

6020711 SYED QADRI SIRAJUDDIN MOHIEDDIN LUBNA

36	59	64	62	18	20	81					
17	16	14	17	20	23	42			P		489
53	75	78	79	38	43	123					
3 D 6 18 3 A 9 27	3 A 9 27	3 A 9 27	1 A 9 9	1 O 10 10	6 O 10 60	20 178	8.90				
SGPI: SEM-I: 6.61 ; SEM-II: 7.75 ; SEM-III: 9.08 ; SEM-IV: 9.78 ; SEM-V: 8.32 ; SEM-VI: 7.96 ; SEM-VII: 8.32 ; CGPI: 8.40											
CREDITS: SEM-I: 18 ; SEM-II: 20 ; SEM-III: 24 ; SEM-IV: 23 ; SEM-V: 22 ; SEM-VI: 23 ; SEM-VII: 22											
MARKS: SEM-I:409/675; SEM-II:513/725; SEM-III:566/725; SEM-IV:645/750; SEM-V:537/725; SEM-VI:517/725; SEM-VII:516/700; TOTAL: 4192/5675 (73.87%)											

/- FEMALE, #- 0.229, @- 0.5042/0.5043, \*- 0.5045, \$- Carried Forward Grade, -- Dyslexia, A/ABS- Absent, F- Fails, P- Passes

RR- Reserved, RLE- Reserve for Lower Examination, RPV- Provisional, RCC- 0.5050, ADC- Admission Cancelled

G:Grade, GP:Grade Point, C:Credits, ãC:Sum of Credit Points, ãCG:Sum of Product of Credits &amp; Grades

SGPI:Semester Grade Performance Index = ãCG/ãC, CGPI:Cumulative Grade Performance Index

% Marks : 80 and Above 75-79.99 70-74.99 60-69.99 50-59.99 45-49.99 40-44.99 Less Than 40

Grade / Gr. Pt. : O / 10 A / 9 B / 8 C / 7 D / 6 E / 5 P / 4 F / 0

SEAT NO	NAME	<Course-I>	<Course-II>	<Course-III>	<Course-IV>	<Course-V>	<Course-VI>	<Course-VII>	RESULT	REMARK	TOTAL MARKS OUT OF 650				
		Th (80/32)	Th (80/32)	Th (80/32)	Th (80/32)	Tw (25/10)	Tw (25/10)	Tw (100/40)							
		In (20/08)	In (20/08)	In (20/08)	In (20/08)	Pr/Or (25/10)	Pr/Or (25/10)	Pr/Or (50/20)							
		Total	Total	Total	Total	Total	Total	Total							
		C G GP C*G	C G GP C*G	C G GP C*G	C G GP C*G	C G GP C*G	C G GP C*G	C G GP C*G	ãC	ãCG	SGPI				
01.	MEC801	OPERATIONS PLANNING AND CONTROL					04.	MEDLO8053	MICRO ELECTRO MECHANICAL SYSTEMS			05.	MEDLO8061	PRODUCT DESIGN AND DEVELOPMENT	
16.	ILO8029	ENVIRONMENTAL MANAGEMENT					17.	MEL801	PRODUCT DESIGN AND DEVELOPMENT LAB			18.	MEL802	LABORATORY BASED ON IOT LAB	
19.	MEP801	MAJOR PROJECT II													

6020712 DHADWE NIHAR NITIN YUKTA

56	52	62	50	24	21	83																	
18	14	11	12	21	22	43			P		489												
74	66	73	62	45	43	126																	
3 B	8	24	3 C	7	21	3 B	8	24	3 C	7	21	1 O	10	10	1 O	10	10	6 O	10	60	20	170	8.50
SGPI: SEM-I: 7.97 ; SEM-II: 8.20 ; SEM-III: 9.33 ; SEM-IV: 9.83 ; SEM-V: 8.73 ; SEM-VI: 8.39 ; SEM-VII: 7.86 ; CGPI: 8.64																							
CREDITS: SEM-I: 18 ; SEM-II: 20 ; SEM-III: 24 ; SEM-IV: 23 ; SEM-V: 22 ; SEM-VI: 22 ; SEM-VII: 22																							
MARKS: SEM-I:476/675; SEM-II:531/725; SEM-III:575/725; SEM-IV:645/750; SEM-V:545/725; SEM-VI:535/725; SEM-VII:479/700; TOTAL: 4275/5675 (75.33%)																							

6020713 /RATHOD NEHA JYOTENDRA REKHA

47	33	45	42	22	20	85																	
14	15	14	13	20	21	42			P		433												
61	48	59	55	42	41	127																	
3 C	7	21	3 E	5	15	3 D	6	18	3 D	6	18	1 O	10	10	1 O	10	10	6 O	10	60	20	152	7.60
SGPI: SEM-I: 7.78 ; SEM-II: 6.98 ; SEM-III: 8.67 ; SEM-IV: 9.74 ; SEM-V: 8.77 ; SEM-VI: 6.74 ; SEM-VII: 6.86 ; CGPI: 7.92																							
CREDITS: SEM-I: 18 ; SEM-II: 20 ; SEM-III: 24 ; SEM-IV: 23 ; SEM-V: 22 ; SEM-VI: 23 ; SEM-VII: 22																							
MARKS: SEM-I:468/675; SEM-II:456/725; SEM-III:553/725; SEM-IV:649/750; SEM-V:547/725; SEM-VI:448/725; SEM-VII:431/700; TOTAL: 3985/5675 (70.22%)																							

01.	MEC801	OPERATIONS PLANNING AND CONTROL					04.	MEDLO8053	MICRO ELECTRO MECHANICAL SYSTEMS			07.	MEDLO8063	TOTAL QUALITY MANAGEMENT	
08.	ILO8021	PROJECT MANAGEMENT					17.	MEL801	PRODUCT DESIGN AND DEVELOPMENT LAB			18.	MEL802	LABORATORY BASED ON IOT LAB	
19.	MEP801	MAJOR PROJECT II													

6020714 /CHAUDHARY SUNDAR JAGARAM KANYA CHAUDHARY

52	42	43	55	20	20	74																	
15	15	15	17	21	20	38			P		447												
67	57	58	72	41	40	112																	
3 C	7	21	3 D	6	18	3 D	6	18	3 B	8	24	1 O	10	10	1 O	10	10	6 B	8	48	20	149	7.45
SGPI: SEM-I: 7.36 ; SEM-II: 7.20 ; SEM-III: 9.29 ; SEM-IV: 9.61 ; SEM-V: 8.91 ; SEM-VI: 6.91 ; SEM-VII: 7.05 ; CGPI: 8.02																							
CREDITS: SEM-I: 18 ; SEM-II: 20 ; SEM-III: 24 ; SEM-IV: 23 ; SEM-V: 22 ; SEM-VI: 23 ; SEM-VII: 22																							
MARKS: SEM-I:464/675; SEM-II:482/725; SEM-III:576/725; SEM-IV:640/750; SEM-V:562/725; SEM-VI:448/725; SEM-VII:444/700; TOTAL: 4063/5675 (71.59%)																							

/- FEMALE, #- 0.229, @- 0.5042/0.5043, \*- 0.5045, \$- Carried Forward Grade, -- Dyslexia, A/ABS- Absent, F- Fails, P- Passes

RR- Reserved, RLE- Reserve for Lower Examination, RPV- Provisional, RCC- 0.5050, ADC- Admission Cancelled

G:Grade, GP:Grade Point, C:Credits, ãC:Sum of Credit Points, ãCG:Sum of Product of Credits &amp; Grades

SGPI:Semester Grade Performance Index = ãCG/ãC, CGPI:Cumulative Grade Performance Index

% Marks : 80 and Above 75-79.99 70-74.99 60-69.99 50-59.99 45-49.99 40-44.99 Less Than 40

Grade / Gr. Pt. : O / 10 A / 9 B / 8 C / 7 D / 6 E / 5 P / 4 F / 0

## SEAT\_NO NAME

<Course-I>	<Course-II>	<Course-III>	<Course-IV>	<Course-V>	<Course-VI>	<Course-VII>			
Th(80/32)	Th(80/32)	Th(80/32)	Th(80/32)	Tw(25/10)	Tw(25/10)	Tw(100/40)			TOTAL MARKS
In(20/08)	In(20/08)	In(20/08)	In(20/08)	Pr/Or(25/10)	Pr/Or(25/10)	Pr/Or(50/20)	RESULT	REMARK	OUT OF 650
Total	Total	Total	Total	Total	Total	Total			
C G GP C*G	C G GP C*G	C G GP C*G	C G GP C*G	C G GP C*G	C G GP C*G	C G GP C*G	ãC	ãCG	SGPI
01. MEC801	OPERATIONS PLANNING AND CONTROL			04. MEDLO8053	MICRO ELECTRO MECHANICAL SYSTEMS		07. MEDLO8063	TOTAL QUALITY MANAGEMENT	
08. ILO8021	PROJECT MANAGEMEN			17. MEL801	PRODUCT DESIGN AND DEVELOPMENT LAB		18. MEL802	LABORATORY BASED ON IOT LAB	
19. MEP801	MAJOR PROJECT II								

## 6020715 CHAUHAN SURAJ PRAVIN SHEELA

40	41	40	44	18	22	71			
14	16	13	14	17	21	38	P	RPV	409
54	57	53	58	35	43	109			
3 D 6 18 3 D 6 18 3 D 6 18 3 D 6 18 1 B 8 8 1 O 10 10 6 B 8 48							20	138	6.90
(DIPLOMA STUDENT)									
SGPI: SEM-III: 9.63 ; SEM-IV: 9.61 ; SEM-V: 8.82 ; SEM-VI: 6.87 ; SEM-VII: -- ; CGPI: --									
CREDITS: SEM-III: 24 ; SEM-IV: 23 ; SEM-V: 22 ; SEM-VI: 23 ; SEM-VII: --									
MARKS: SEM-III:608/725; SEM-IV:645/750; SEM-V:560/725; SEM-VI:469/725; SEM-VII:-- ; TOTAL: --									

## 6020716 /GAWAS APEKSHA MARUTI MANALI

55	55	36	46	23	21	79			
17	12	14	16	22	20	41	P	RPV	457
72	67	50	62	45	41	120			
3 B 8 24 3 C 7 21 3 D 6 18 3 C 7 21 1 O 10 10 1 O 10 10 6 O 10 60							20	164	8.20
(DIPLOMA STUDENT)									
SGPI: SEM-III: 9.71 ; SEM-IV: 9.87 ; SEM-V: 8.82 ; SEM-VI: 7.61 ; SEM-VII: 6.77 ; CGPI: --									
CREDITS: SEM-III: 24 ; SEM-IV: 23 ; SEM-V: 22 ; SEM-VI: 23 ; SEM-VII: 22									
MARKS: SEM-III:631/725; SEM-IV:660/750; SEM-V:554/725; SEM-VI:484/725; SEM-VII:427/700; TOTAL: --									

## 6020717 KADAM OMKAR MAHESH UMA

47	49	43	54	21	21	76			
15	14	15	16	22	20	38	P	RPV	451
62	63	58	70	43	41	114			
3 C 7 21 3 C 7 21 3 D 6 18 3 B 8 24 1 O 10 10 1 O 10 10 6 A 9 54							20	158	7.90
(DIPLOMA STUDENT)									
SGPI: SEM-III: 9.46 ; SEM-IV: 9.35 ; SEM-V: 8.86 ; SEM-VI: 7.83 ; SEM-VII: 6.55 ; CGPI: --									
CREDITS: SEM-III: 24 ; SEM-IV: 23 ; SEM-V: 22 ; SEM-VI: 23 ; SEM-VII: 22									
MARKS: SEM-III:602/725; SEM-IV:620/750; SEM-V:543/725; SEM-VI:502/725; SEM-VII:422/700; TOTAL: --									

/- FEMALE, #- 0.229, @- 0.5042/0.5043, \*- 0.5045, \$- Carried Forward Grade, -- Dyslexia, A/ABS- Absent, F- Fails, P- Passes

RR- Reserved, RLE- Reserve for Lower Examination, RPV- Provisional, RCC- 0.5050, ADC- Admission Cancelled

G:Grade, GP:Grade Point, C:Credits, ãC:Sum of Credit Points, ãCG:Sum of Product of Credits & Grades

SGPI:Semester Grade Performance Index = ãCG/ãC, CGPI:Cumulative Grade Performance Index

% Marks : 80 and Above 75-79.99 70-74.99 60-69.99 50-59.99 45-49.99 40-44.99 Less Than 40

Grade / Gr. Pt. : O / 10 A / 9 B / 8 C / 7 D / 6 E / 5 P / 4 F / 0

SEAT NO	NAME	<Course-I> Th(80/32) In(20/08) Total C G GP C*G	<Course-II> Th(80/32) In(20/08) Total C G GP C*G	<Course-III> Th(80/32) In(20/08) Total C G GP C*G	<Course-IV> Th(80/32) In(20/08) Total C G GP C*G	<Course-V> Tw(25/10) Pr/Or(25/10) Total C G GP C*G	<Course-VI> Tw(25/10) Pr/Or(25/10) Total C G GP C*G	<Course-VII> Tw(100/40) Pr/Or(50/20) Total C G GP C*G	RESULT	REMARK	TOTAL MARKS OUT OF 650	
01.	MEC801	OPERATIONS PLANNING AND CONTROL			04.	MEDLO8053	MICRO ELECTRO MECHANICAL SYSTEMS			07.	MEDLO8063	TOTAL QUALITY MANAGEMENT
08.	ILO8021	PROJECT MANAGEMEN			17.	MEL801	PRODUCT DESIGN AND DEVELOPMENT LAB			18.	MEL802	LABORATORY BASED ON IOT LAB
19.	MEP801	MAJOR PROJECT II										

6020718 KHARAT SANGHARAJ SHARAD SANGEETA

34	35	45	42	20	21	74				398
12	11	12	15	18	21	38	P RPV			
46	46	57	57	38	42	112				
3 E 5 15 3 E 5 15 3 D 6 18 3 D 6 18 1 A 9 9 1 O 10 10 6 B 8 48	20 133 6.65									

(DIPLOMA STUDENT)

SGPI: SEM-III: 8.96 ; SEM-IV: 9.04 ; SEM-V: 8.23 ; SEM-VI: 6.04 ; SEM-VII: 6.00 ; CGPI: --  
 CREDITS: SEM-III: 24 ; SEM-IV: 23 ; SEM-V: 22 ; SEM-VI: 23 ; SEM-VII: 22  
 MARKS: SEM-III:560/725; SEM-IV:604/750; SEM-V:516/725; SEM-VI:402/725; SEM-VII:388/700; TOTAL: --

6020719 /RATHOD ADITI GHANSHYAM NAYNA

45	43	32	34	20	17	72				404
19	16	16	16	19	20	35	P			
64	59	48	50	39	37	107				
3 C 7 21 3 D 6 18 3 E 5 15 3 D 6 18 1 A 9 9 1 B 8 8 6 B 8 48	20 137 6.85									

SGPI: SEM-I: 7.00 ; SEM-II: 9.23 ; SEM-III: 9.25 ; SEM-IV: 9.83 ; SEM-V: 9.36 ; SEM-VI: 8.00 ; SEM-VII: 6.36 ; CGPI: 8.29  
 CREDITS: SEM-I: 18 ; SEM-II: 20 ; SEM-III: 24 ; SEM-IV: 23 ; SEM-V: 22 ; SEM-VI: 23 ; SEM-VII: 22  
 MARKS: SEM-I:445/675; SEM-II:579/725; SEM-III:577/725; SEM-IV:658/750; SEM-V:581/725; SEM-VI:517/725; SEM-VII:419/700; TOTAL: 4180/5675 (73.66%)

6020720 SALVE SAMADHAN SANJAY KAVITA

47	34	36	46	22	21	79				421
14	13	12	15	22	20	40	P RPV			
61	47	48	61	44	41	119				
3 C 7 21 3 E 5 15 3 E 5 15 3 C 7 21 1 O 10 10 1 O 10 10 6 A 9 54	20 146 7.30									

(DIPLOMA STUDENT)

SGPI: SEM-III: 9.54 ; SEM-IV: 9.74 ; SEM-V: 8.68 ; SEM-VI: 6.48 ; SEM-VII: 7.09 ; CGPI: --  
 CREDITS: SEM-III: 24 ; SEM-IV: 23 ; SEM-V: 22 ; SEM-VI: 23 ; SEM-VII: 22  
 MARKS: SEM-III:609/725; SEM-IV:652/750; SEM-V:530/725; SEM-VI:428/725; SEM-VII:436/700; TOTAL: --

/- FEMALE, #- 0.229, @- 0.5042/0.5043, \*- 0.5045, \$- Carried Forward Grade, -- Dyslexia, A/ABS- Absent, F- Fails, P- Passes

RR- Reserved, RLE- Reserve for Lower Examination, RPV- Provisional, RCC- 0.5050, ADC- Admission Cancelled

G:Grade, GP:Grade Point, C:Credits, ãC:Sum of Credit Points, ãCG:Sum of Product of Credits &amp; Grades

SGPI:Semester Grade Performance Index = ãCG/ãC, CGPI:Cumulative Grade Performance Index

% Marks : 80 and Above 75-79.99 70-74.99 60-69.99 50-59.99 45-49.99 40-44.99 Less Than 40

Grade / Gr. Pt. : O / 10 A / 9 B / 8 C / 7 D / 6 E / 5 P / 4 F / 0







SEAT_NO	NAME	<Course-I>	<Course-II>	<Course-III>	<Course-IV>	<Course-V>	<Course-VII>	RESULT	REMARK	TOTAL MARKS
Th(80/32)	Th(80/32)	Th(80/32)	Th(80/32)	Tw(25/10)	Tw(50/20)					OUT OF 600
In(20/08)	In(20/08)	In(20/08)	In(20/08)	Pr/Or(25/10)	Pr/Or(100/40)					
Total	Total	Total	Total	Total	Total					
C G GP C*G	C G GP C*G	C G GP C*G	C G GP C*G	C G GP C*G	C G GP C*G			ãC	ãCG	SGPI
01. ECC801	OPTICAL COMMUNICATION AND NETWORKS			05. ECCDLO8014	WEB DESIGN			09. ECCDLO8023	NETWORK MANAGEMENT IN TELECOMMUNICATION	
20. ILO 8019	ENVIRONMENTAL MANAGEMENT			21. ECL801	OPTICAL COMMUNICATION & NETWORKS LAB			22. ECP801	MAJOR PROJECT II	
-----										
6009526	DODIYA HARSH NITESH PRITI									
65	48	53	61	22	46					
20	17	15	17	22	95			P		481
85	65	68	78	44	141					
3 O 10	30 3 C 7 21	3 C 7 21	3 A 9 27	1 O 10 10	6 O 10 60			19 169	8.89	
SGPI: SEM-I: 8.00 ; SEM-II: 9.70 ; SEM-III: 9.96 ; SEM-IV: 9.83 ; SEM-V: 9.78 ; SEM-VI: 9.59 ; SEM-VII: 8.50 ; CGPI: 9.34										
CREDITS: SEM-I: 18 ; SEM-II: 20 ; SEM-III: 24 ; SEM-IV: 24 ; SEM-V: 23 ; SEM-VI: 22 ; SEM-VII: 20										
MARKS: SEM-I:492/675; SEM-II:611/725; SEM-III:667/750; SEM-IV:669/775; SEM-V:675/775; SEM-VI:629/750; SEM-VII:485/650; TOTAL: 4709/5700 (82.61%)										
-----										
6009527	/GUPTA KOMAL ARVINDKUMAR NILAM									
39	57	41	53	20	40					
14	12	10	13	20	85			P	RPV	404
53	69	51	66	40	125					
3 D 6	18 3 C 7 21	3 D 6 18	3 C 7 21	1 O 10 10	6 O 10 60			19 148	7.79	
SGPI: SEM-I: 7.94 ; SEM-II: 7.18 ; SEM-III: 9.21 ; SEM-IV: 9.21 ; SEM-V: 9.30 ; SEM-VI: 7.50 ; SEM-VII: 6.80 ; CGPI: --										
CREDITS: SEM-I: 18 ; SEM-II: 20 ; SEM-III: 24 ; SEM-IV: 24 ; SEM-V: 23 ; SEM-VI: 22 ; SEM-VII: 20										
MARKS: SEM-I:475/675; SEM-II:483/725; SEM-III:606/750; SEM-IV:621/775; SEM-V:625/775; SEM-VI:506/750; SEM-VII:391/650; TOTAL: --										
-----										
6009528	GUPTA NIRAJ ASHOK SARSWATI GUPTA									
35	49	32	32	18	42					
11	12	9	9	21	75			P		345
46	61	41	41	39	117					
3 E 5	15 3 C 7 21	3 P 4 12	3 P 4 12	1 A 9 9	6 A 9 54			19 123	6.47	
SGPI: SEM-I: 6.50 ; SEM-II: 7.70 ; SEM-III: 8.58 ; SEM-IV: 8.67 ; SEM-V: 9.04 ; SEM-VI: 7.73 ; SEM-VII: 5.75 ; CGPI: 7.65 @0.10										
CREDITS: SEM-I: 18 ; SEM-II: 20 ; SEM-III: 24 ; SEM-IV: 24 ; SEM-V: 23 ; SEM-VI: 22 ; SEM-VII: 20										
MARKS: SEM-I:399/675; SEM-II:511/725; SEM-III:586/750; SEM-IV:581/775; SEM-V:601/775; SEM-VI:514/750; SEM-VII:336/650; TOTAL: 3873/5700 (67.95%)										
-----										
/- FEMALE, #- 0.229, @- 0.5042/0.5043, *- 0.5045, \$- Carried Forward Grade, ~- Dyslexia, A/ABS- Absent, F- Fails, P- Passes										
RR- Reserved, RLE- Reserve for Lower Examination, RPV- Provisional, RCC- 0.5050, ADC- Admission Cancelled										
G:Grade, GP:Grade Point, C:Credits, ãC:Sum of Credit Points, ãCG:Sum of Product of Credits & Grades										
SGPI:Semester Grade Performance Index = ãCG/ãC, CGPI:Cumulative Grade Performance Index										
% Marks : 80 and Above 75-79.99 70-74.99 60-69.99 50-59.99 45-49.99 40-44.99 Less Than 40										
Grade / Gr. Pt. : O / 10 A / 9 B / 8 C / 7 D / 6 E / 5 P / 4 F / 0										
-----										

SEAT_NO	NAME	<Course-I>	<Course-II>	<Course-III>	<Course-IV>	<Course-V>	<Course-VII>	RESULT	REMARK	TOTAL MARKS
Th(80/32)	Th(80/32)	Th(80/32)	Th(80/32)	Tw(25/10)	Tw(50/20)					OUT OF 600
In(20/08)	In(20/08)	In(20/08)	In(20/08)	Pr/Or(25/10)	Pr/Or(100/40)					
Total	Total	Total	Total	Total	Total					
C G GP C*G	C G GP C*G	C G GP C*G	C G GP C*G	C G GP C*G	C G GP C*G			ãC	ãCG	SGPI
01. ECC801	OPTICAL COMMUNICATION AND NETWORKS			05. ECCDLO8014	WEB DESIGN			09. ECCDLO8023	NETWORK MANAGEMENT IN TELECOMMUNICATION	
20. ILO 8019	ENVIRONMENTAL MANAGEMENT			21. ECL801	OPTICAL COMMUNICATION & NETWORKS LAB			22. ECP801	MAJOR PROJECT II	
6009529	GUPTA PRAKASH BALINDER PRASADGUPTA SHUBHAWATI									
35E	42E	15F	41E	14E	28E					
8E	8E	8E	9E	16E	65E			F		289
43	50	--	50	30	93					
3 P 4	12 3 D 6 18	-- --	3 D 6 18	1 C 7 7	6 C 7 42			16	97	--
SGPI: SEM-I: 6.67	; SEM-II: 6.13	; SEM-III: 6.88	; SEM-IV: 6.50	; SEM-V: 6.52	; SEM-VI: --	; SEM-VII: 5.25	; CGPI: --			
CREDITS: SEM-I: 27	; SEM-II: 27	; SEM-III: 24	; SEM-IV: 24	; SEM-V: 23	; SEM-VI: --	; SEM-VII: 20				
MARKS: SEM-I:469/750;	SEM-II:443/750;	SEM-III:475/750;	SEM-IV:459/775;	SEM-V:453/775;	SEM-VI: --	; SEM-VII:312/650;	TOTAL: --			
6009530	KALATHIYA SMIT GUNVANTBHAI ASHABEN									
47	46	54	59	21	41					
15	16	10	10	20	75			P	RLE	414
62	62	64	69	41	116					
3 C 7	21 3 C 7 21	3 C 7 21	3 C 7 21	1 O 10 10	6 A 9 54			19	148	7.79
SGPI: SEM-I: 6.67	; SEM-II: 8.25	; SEM-III: 9.25	; SEM-IV: 9.42	; SEM-V: 9.43	; SEM-VI: 7.64	; SEM-VII: --	; CGPI: --			
CREDITS: SEM-I: 18	; SEM-II: 20	; SEM-III: 24	; SEM-IV: 24	; SEM-V: 23	; SEM-VI: 22	; SEM-VII: --				
MARKS: SEM-I:427/675;	SEM-II:540/725;	SEM-III:618/750;	SEM-IV:632/775;	SEM-V:641/775;	SEM-VI:515/750;	SEM-VII:--	TOTAL: --			
6009531	KAMBLE ANIRUDDHA ANIL SARITA									
28F	33E	23F	32E	20E	39E					
11E	10E	9E	9E	22E	78E			F	RPV	314
--	43	--	41	42	117					
-- --	-- 3 P 4 12	-- --	3 P 4 12	1 O 10 10	6 A 9 54			13	88	--
(DIPLOMA STUDENT)										
SGPI: SEM-III: 8.79	; SEM-IV: 7.83	; SEM-V: 7.96	; SEM-VI: 5.91	; SEM-VII: --	; CGPI: --					
CREDITS: SEM-III: 24	; SEM-IV: 24	; SEM-V: 23	; SEM-VI: 22	; SEM-VII: --						
MARKS: SEM-III:564/750;	SEM-IV:539/775;	SEM-V:540/775;	SEM-VI:409/750;	SEM-VII:--	TOTAL: --					
/- FEMALE, #- 0.229, @- 0.5042/0.5043, *- 0.5045, \$- Carried Forward Grade, ~- Dyslexia, A/ABS- Absent, F- Fails, P- Passes										
RR- Reserved, RLE- Reserve for Lower Examination, RPV- Provisional, RCC- 0.5050, ADC- Admission Cancelled										
G:Grade, GP:Grade Point, C:Credits, ãC:Sum of Credit Points, ãCG:Sum of Product of Credits & Grades										
SGPI:Semester Grade Performance Index = ãCG/ãC, CGPI:Cumulative Grade Performance Index										
% Marks	: 80 and Above	75-79.99	70-74.99	60-69.99	50-59.99	45-49.99	40-44.99	Less Than 40		
Grade / Gr. Pt. :	O / 10	A / 9	B / 8	C / 7	D / 6	E / 5	P / 4	F / 0		

SEAT_NO	NAME	<Course-I>	<Course-II>	<Course-III>	<Course-IV>	<Course-V>	<Course-VII>	RESULT	REMARK	TOTAL MARKS
Th(80/32)	Th(80/32)	Th(80/32)	Th(80/32)	Tw(25/10)	Tw(50/20)					OUT OF 600
In(20/08)	In(20/08)	In(20/08)	In(20/08)	Pr/Or(25/10)	Pr/Or(100/40)					
Total	Total	Total	Total	Total	Total					
C G GP C*G	C G GP C*G	C G GP C*G	C G GP C*G	C G GP C*G	C G GP C*G			ãC	ãCG	SGPI
01. ECC801	OPTICAL COMMUNICATION AND NETWORKS			05. ECCDLO8014	WEB DESIGN			09. ECCDLO8023	NETWORK MANAGEMENT IN TELECOMMUNICATION	
20. ILO 8019	ENVIRONMENTAL MANAGEMENT			21. ECL801	OPTICAL COMMUNICATION & NETWORKS LAB			22. ECP801	MAJOR PROJECT II	
6009532 /KAMBLE SHIVANI BALARAM SUNANDA										
54	47	58	56	17	42					
14	15	10	15	23	80			P	RLE	431
68	62	68	71	40	122					
3 C 7 21	3 C 7 21	3 C 7 21	3 B 8 24	1 O 10 10	6 O 10 60			19	157	8.26
SGPI: SEM-I: 5.67 ; SEM-II: 6.33 ; SEM-III: 9.63 ; SEM-IV: 9.50 ; SEM-V: 9.52 ; SEM-VI: 8.14 ; SEM-VII: -- ; CGPI: --										
CREDITS: SEM-I: 18 ; SEM-II: 20 ; SEM-III: 24 ; SEM-IV: 24 ; SEM-V: 23 ; SEM-VI: 22 ; SEM-VII: --										
MARKS: SEM-I:374/675; SEM-II:421/725; SEM-III:629/750; SEM-IV:621/775; SEM-V:637/775; SEM-VI:542/750; SEM-VII:-- ; TOTAL: --										
6009533 KHANVILKAR BHARAT MANOHAR MAMATA										
36	32	38	53	17	35					
9	12	8	11	16	70			P	RLE	337
45	44	46	64	33	105					
3 E 5 15	3 P 4 12	3 E 5 15	3 C 7 21	1 C 7 7	6 B 8 48			19	118	6.21
SGPI: SEM-I: 6.70 ; SEM-II: 7.22 ; SEM-III: 8.88 ; SEM-IV: 7.75 ; SEM-V: 7.78 ; SEM-VI: 5.91 ; SEM-VII: -- ; CGPI: --										
CREDITS: SEM-I: 27 ; SEM-II: 27 ; SEM-III: 24 ; SEM-IV: 24 ; SEM-V: 23 ; SEM-VI: 22 ; SEM-VII: --										
MARKS: SEM-I:461/750; SEM-II:475/750; SEM-III:582/750; SEM-IV:547/775; SEM-V:536/775; SEM-VI:407/750; SEM-VII:-- ; TOTAL: --										
6009534 /KUVKAR SHRUTI DIPESH UNNATI										
46	53	40	51	20	42					
16	16	13	16	21	80			P		414
62	69	53	67	41	122					
3 C 7 21	3 C 7 21	3 D 6 18	3 C 7 21	1 O 10 10	6 O 10 60			19	151	7.95
SGPI: SEM-I: 7.50 ; SEM-II: 8.10 ; SEM-III: 9.63 ; SEM-IV: 9.67 ; SEM-V: 9.83 ; SEM-VI: 8.27 ; SEM-VII: 8.20 ; CGPI: 8.73										
CREDITS: SEM-I: 18 ; SEM-II: 20 ; SEM-III: 24 ; SEM-IV: 24 ; SEM-V: 23 ; SEM-VI: 22 ; SEM-VII: 20										
MARKS: SEM-I:457/675; SEM-II:529/725; SEM-III:626/750; SEM-IV:648/775; SEM-V:663/775; SEM-VI:544/750; SEM-VII:460/650; TOTAL: 4341/5700 (76.16%)										
/- FEMALE, #- 0.229, @- 0.5042/0.5043, *- 0.5045, \$- Carried Forward Grade, ~- Dyslexia, A/ABS- Absent, F- Fails, P- Passes										
RR- Reserved, RLE- Reserve for Lower Examination, RPV- Provisional, RCC- 0.5050, ADC- Admission Cancelled										
G:Grade, GP:Grade Point, C:Credits, ãC:Sum of Credit Points, ãCG:Sum of Product of Credits & Grades										
SGPI:Semester Grade Performance Index = ãCG/ãC, CGPI:Cumulative Grade Performance Index										
% Marks : 80 and Above 75-79.99 70-74.99 60-69.99 50-59.99 45-49.99 40-44.99 Less Than 40										
Grade / Gr. Pt. : O / 10 A / 9 B / 8 C / 7 D / 6 E / 5 P / 4 F / 0										

SEAT_NO	NAME	<Course-I>	<Course-II>	<Course-III>	<Course-IV>	<Course-V>	<Course-VII>	RESULT	REMARK	TOTAL MARKS
Th(80/32)	Th(80/32)	Th(80/32)	Th(80/32)	Tw(25/10)	Tw(50/20)					OUT OF 600
In(20/08)	In(20/08)	In(20/08)	In(20/08)	Pr/Or(25/10)	Pr/Or(100/40)					
Total	Total	Total	Total	Total	Total					
C G GP C*G	C G GP C*G	C G GP C*G	C G GP C*G	C G GP C*G	C G GP C*G			ãC	ãCG	SGPI
01. ECC801	OPTICAL COMMUNICATION AND NETWORKS			05. ECCDLO8014	WEB DESIGN			09. ECCDLO8023	NETWORK MANAGEMENT IN TELECOMMUNICATION	
20. ILO 8019	ENVIRONMENTAL MANAGEMENT			21. ECL801	OPTICAL COMMUNICATION & NETWORKS LAB			22. ECP801	MAJOR PROJECT II	
6009535	LOKHANDE SAMEER NITIN ANITA									
45	32	32	32	18	36					
16	12	13	15	20	64			P		335
61	44	45	47	38	100					
3 C 7	21 3 P 4	12 3 E 5	15 3 E 5	15 3 E 5	15 1 A 9	9 6 C 7	42 19	114	6.00	
SGPI: SEM-I: 7.83	SEM-II: 7.10	SEM-III: 9.25	SEM-IV: 8.58	SEM-V: 8.74	SEM-VI: 6.36	SEM-VII: 6.40	CGPI: 7.61			
CREDITS: SEM-I: 18	SEM-II: 20	SEM-III: 24	SEM-IV: 24	SEM-V: 23	SEM-VI: 22	SEM-VII: 20				
MARKS: SEM-I:478/675	SEM-II:476/725	SEM-III:606/750	SEM-IV:582/775	SEM-V:577/775	SEM-VI:434/750	SEM-VII:372/650	TOTAL: 3860/5700 (67.72%)			
6009536	/MHATRE JAYSHREE JANARDAN HEMLATA									
40	37	35	38	22	42					
16	12	10	11	23	80			P		366
56	49	45	49	45	122					
3 D 6	18 3 E 5	15 3 E 5	15 3 E 5	15 1 O 10	10 6 O 10	60 19	133	7.00		
SGPI: SEM-I: 7.39	SEM-II: 8.30	SEM-III: 9.50	SEM-IV: 9.33	SEM-V: 9.43	SEM-VI: 7.36	SEM-VII: 6.00	CGPI: 8.13			
CREDITS: SEM-I: 18	SEM-II: 20	SEM-III: 24	SEM-IV: 24	SEM-V: 23	SEM-VI: 22	SEM-VII: 20				
MARKS: SEM-I:458/675	SEM-II:548/725	SEM-III:624/750	SEM-IV:622/775	SEM-V:634/775	SEM-VI:505/750	SEM-VII:350/650	TOTAL: 4107/5700 (72.05%)			
6009537	MORYE AMEY DILIP DIPALI									
38	62	40	60	21	44					
15	15	12	15	22	93			P		437
53	77	52	75	43	137					
3 D 6	18 3 A 9	27 3 D 6	18 3 A 9	27 1 O 10	10 6 O 10	60 19	160	8.42		
SGPI: SEM-I: 6.67	SEM-II: 7.80	SEM-III: 8.83	SEM-IV: 9.17	SEM-V: 8.52	SEM-VI: 7.86	SEM-VII: 7.00	CGPI: 8.10			
CREDITS: SEM-I: 18	SEM-II: 20	SEM-III: 24	SEM-IV: 24	SEM-V: 23	SEM-VI: 22	SEM-VII: 20				
MARKS: SEM-I:426/675	SEM-II:524/725	SEM-III:569/750	SEM-IV:612/775	SEM-V:583/775	SEM-VI:531/750	SEM-VII:393/650	TOTAL: 4075/5700 (71.49%)			
/- FEMALE, #- 0.229, @- 0.5042/0.5043, *- 0.5045, \$- Carried Forward Grade, ~- Dyslexia, A/ABS- Absent, F- Fails, P- Passes										
RR- Reserved, RLE- Reserve for Lower Examination, RPV- Provisional, RCC- 0.5050, ADC- Admission Cancelled										
G:Grade, GP:Grade Point, C:Credits, ãC:Sum of Credit Points, ãCG:Sum of Product of Credits & Grades										
SGPI:Semester Grade Performance Index = ãCG/ãC, CGPI:Cumulative Grade Performance Index										
% Marks : 80 and Above 75-79.99 70-74.99 60-69.99 50-59.99 45-49.99 40-44.99 Less Than 40										
Grade / Gr. Pt. : O / 10 A / 9 B / 8 C / 7 D / 6 E / 5 P / 4 F / 0										

SEAT_NO	NAME	<Course-I>	<Course-II>	<Course-III>	<Course-IV>	<Course-V>	<Course-VII>	RESULT	REMARK	TOTAL MARKS
Th(80/32)	Th(80/32)	Th(80/32)	Th(80/32)	Tw(25/10)	Tw(50/20)					OUT OF 600
In(20/08)	In(20/08)	In(20/08)	In(20/08)	Pr/Or(25/10)	Pr/Or(100/40)					
Total	Total	Total	Total	Total	Total					
C G GP C*G	C G GP C*G	C G GP C*G	C G GP C*G	C G GP C*G	C G GP C*G			ãC	ãCG	SGPI
01. ECC801	OPTICAL COMMUNICATION AND NETWORKS			05. ECCDLO8014	WEB DESIGN			09. ECCDLO8023	NETWORK MANAGEMENT IN TELECOMMUNICATION	
20. ILO 8019	ENVIRONMENTAL MANAGEMENT			21. ECL801	OPTICAL COMMUNICATION & NETWORKS LAB			22. ECP801	MAJOR PROJECT II	
6009538	NADAR MUKESH SELVAN UMA MAHESHWARI									
37	32	32	58	17	28					
11	9	9	12	17	60			P	RPV	322
48	41	41	70	34	88					
3 E 5	15 3 P 4	12 3 P 4	12 3 B 8 24	1 C 7 7	6 D 6 36			19	106	5.58
SGPI: SEM-I: 5.67 ; SEM-II: 5.59 ; SEM-III: 8.33 ; SEM-IV: 8.04 ; SEM-V: 7.30 ; SEM-VI: 6.14 ; SEM-VII: 5.85 ; CGPI: --										
CREDITS: SEM-I: 27 ; SEM-II: 27 ; SEM-III: 24 ; SEM-IV: 24 ; SEM-V: 23 ; SEM-VI: 22 ; SEM-VII: 20										
MARKS: SEM-I:409/750; SEM-II:388/750; SEM-III:560/750; SEM-IV:547/775; SEM-V:512/775; SEM-VI:434/750; SEM-VII:348/650; TOTAL: --										
6009539	NAKASHE JAYESH SAMBHAJI POOJA									
46	52	43	49	20	42					
16	14	14	11	20	80			P		407
62	66	57	60	40	122					
3 C 7	21 3 C 7 21	3 D 6 18	3 C 7 21	1 O 10 10	6 O 10 60			19	151	7.95
SGPI: SEM-I: 6.72 ; SEM-II: 8.25 ; SEM-III: 9.63 ; SEM-IV: 9.54 ; SEM-V: 9.43 ; SEM-VI: 8.41 ; SEM-VII: 6.70 ; CGPI: 8.43										
CREDITS: SEM-I: 18 ; SEM-II: 20 ; SEM-III: 24 ; SEM-IV: 24 ; SEM-V: 23 ; SEM-VI: 22 ; SEM-VII: 20										
MARKS: SEM-I:426/675; SEM-II:549/725; SEM-III:622/750; SEM-IV:631/775; SEM-V:625/775; SEM-VI:542/750; SEM-VII:393/650; TOTAL: 4195/5700 (73.60%)										
6009540	PATIL NALANDA PANDURANG VIMAL									
50	59	51	52	16	43					
17	17	13	13	20	85			P		436
67	76	64	65	36	128					
3 C 7	21 3 A 9 27	3 C 7 21	3 C 7 21	1 B 8 8	6 O 10 60			19	158	8.32
SGPI: SEM-I: 7.44 ; SEM-II: 9.00 ; SEM-III: 9.50 ; SEM-IV: 9.83 ; SEM-V: 9.52 ; SEM-VI: 9.32 ; SEM-VII: 8.30 ; CGPI: 8.98										
CREDITS: SEM-I: 18 ; SEM-II: 20 ; SEM-III: 24 ; SEM-IV: 24 ; SEM-V: 23 ; SEM-VI: 22 ; SEM-VII: 20										
MARKS: SEM-I:473/675; SEM-II:580/725; SEM-III:628/750; SEM-IV:647/775; SEM-V:653/775; SEM-VI:612/750; SEM-VII:460/650; TOTAL: 4489/5700 (78.75%)										
/- FEMALE, #- 0.229, @- 0.5042/0.5043, *- 0.5045, \$- Carried Forward Grade, ~- Dyslexia, A/ABS- Absent, F- Fails, P- Passes										
RR- Reserved, RLE- Reserve for Lower Examination, RPV- Provisional, RCC- 0.5050, ADC- Admission Cancelled										
G:Grade, GP:Grade Point, C:Credits, ãC:Sum of Credit Points, ãCG:Sum of Product of Credits & Grades										
SGPI:Semester Grade Performance Index = ãCG/ãC, CGPI:Cumulative Grade Performance Index										
% Marks : 80 and Above 75-79.99 70-74.99 60-69.99 50-59.99 45-49.99 40-44.99 Less Than 40										
Grade / Gr. Pt. : O / 10 A / 9 B / 8 C / 7 D / 6 E / 5 P / 4 F / 0										

SEAT_NO	NAME	<Course-I>	<Course-II>	<Course-III>	<Course-IV>	<Course-V>	<Course-VII>	RESULT	REMARK	TOTAL MARKS	
Th(80/32)	Th(80/32)	Th(80/32)	Th(80/32)	Tw(25/10)	Tw(50/20)					OUT OF 600	
In(20/08)	In(20/08)	In(20/08)	In(20/08)	Pr/Or(25/10)	Pr/Or(100/40)						
Total	Total	Total	Total	Total	Total						
C G GP C*G	C G GP C*G	C G GP C*G	C G GP C*G	C G GP C*G	C G GP C*G			ãC	ãCG	SGPI	
01. ECC801	OPTICAL COMMUNICATION AND NETWORKS					05. ECCDLO8014	WEB DESIGN			09. ECCDLO8023	NETWORK MANAGEMENT IN TELECOMMUNICATION
20. ILO 8019	ENVIRONMENTAL MANAGEMENT					21. ECL801	OPTICAL COMMUNICATION & NETWORKS LAB			22. ECP801	MAJOR PROJECT II
6009541	PATIL VIVEK VISHNU VIDYA										
32	42	38	47	18	40						
14	10	11	11	20	78			P		361	
46	52	49	58	38	118						
3 E 5	15 3 D 6	18 3 E 5	15 3 D 6	18 1 A 9	9 6 A 9	54		19	129	6.79	
SGPI: SEM-I: 6.61 ; SEM-II: 7.90 ; SEM-III: 9.83 ; SEM-IV: 9.29 ; SEM-V: 8.78 ; SEM-VI: 7.41 ; SEM-VII: 6.70 ; CGPI: 8.02											
CREDITS: SEM-I: 18 ; SEM-II: 20 ; SEM-III: 24 ; SEM-IV: 24 ; SEM-V: 23 ; SEM-VI: 22 ; SEM-VII: 20											
MARKS: SEM-I:429/675; SEM-II:517/725; SEM-III:637/750; SEM-IV:619/775; SEM-V:605/775; SEM-VI:489/750; SEM-VII:374/650; TOTAL: 4031/5700 (70.72%)											
6009542	/PUROHIT PRACHI DINESH MAMTA										
59	43	37	42	17	40						
15	14	8	14	20	78			P		387	
74	57	45	56	37	118						
3 B 8	24 3 D 6	18 3 E 5	15 3 D 6	18 1 B 8	8 6 A 9	54		19	137	7.21	
SGPI: SEM-I: 7.31 ; SEM-II: 8.50 ; SEM-III: 9.00 ; SEM-IV: 8.71 ; SEM-V: 8.52 ; SEM-VI: 7.55 ; SEM-VII: 7.40 ; CGPI: 8.08											
CREDITS: SEM-I: 18 ; SEM-II: 20 ; SEM-III: 24 ; SEM-IV: 24 ; SEM-V: 23 ; SEM-VI: 22 ; SEM-VII: 20											
MARKS: SEM-I:444/675; SEM-II:540/725; SEM-III:596/750; SEM-IV:583/775; SEM-V:585/775; SEM-VI:512/750; SEM-VII:425/650; TOTAL: 4072/5700 (71.44%)											
6009543	RANE NIKHIL PRAKASH KASTURI										
41	44	38	48	15	41						
10	9	9	10	18	81			P	RLE	364	
51	53	47	58	33	122						
3 D 6	18 3 D 6	18 3 E 5	15 3 D 6	18 1 C 7	7 6 O 10	60		19	136	7.16	
SGPI: SEM-I: 6.61 ; SEM-II: 7.70 ; SEM-III: 9.79 ; SEM-IV: 9.67 ; SEM-V: 9.13 ; SEM-VI: 6.23 ; SEM-VII: -- ; CGPI: --											
CREDITS: SEM-I: 18 ; SEM-II: 20 ; SEM-III: 24 ; SEM-IV: 24 ; SEM-V: 23 ; SEM-VI: 22 ; SEM-VII: --											
MARKS: SEM-I:413/675; SEM-II:506/725; SEM-III:638/750; SEM-IV:626/775; SEM-V:620/775; SEM-VI:430/750; SEM-VII:-- ; TOTAL: --											
/- FEMALE, #- 0.229, @- 0.5042/0.5043, *- 0.5045, \$- Carried Forward Grade, ~- Dyslexia, A/ABS- Absent, F- Fails, P- Passes											
RR- Reserved, RLE- Reserve for Lower Examination, RPV- Provisional, RCC- 0.5050, ADC- Admission Cancelled											
G:Grade, GP:Grade Point, C:Credits, ãC:Sum of Credit Points, ãCG:Sum of Product of Credits & Grades											
SGPI:Semester Grade Performance Index = ãCG/ãC, CGPI:Cumulative Grade Performance Index											
% Marks : 80 and Above 75-79.99 70-74.99 60-69.99 50-59.99 45-49.99 40-44.99 Less Than 40											
Grade / Gr. Pt. : O / 10 A / 9 B / 8 C / 7 D / 6 E / 5 P / 4 F / 0											





SEAT_NO	NAME	<Course-I>	<Course-II>	<Course-III>	<Course-IV>	<Course-V>	<Course-VII>	RESULT	REMARK	TOTAL MARKS
Th(80/32)	Th(80/32)	Th(80/32)	Th(80/32)	Tw(25/10)	Tw(50/20)					OUT OF 600
In(20/08)	In(20/08)	In(20/08)	In(20/08)	Pr/Or(25/10)	Pr/Or(100/40)					
Total	Total	Total	Total	Total	Total					
C G GP C*G	C G GP C*G	C G GP C*G	C G GP C*G	C G GP C*G	C G GP C*G			ãC	ãCG	SGPI
01. ECC801	OPTICAL COMMUNICATION AND NETWORKS			05. ECCDLO8014	WEB DESIGN			09. ECCDLO8023	NETWORK MANAGEMENT IN TELECOMMUNICATION	
20. ILO 8019	ENVIRONMENTAL MANAGEMENT			21. ECL801	OPTICAL COMMUNICATION & NETWORKS LAB			22. ECP801	MAJOR PROJECT II	
6009547	SADAEKAR OMKAR SITARAM PRIYA									
48	40	56	61	22	42					
12	10	10	15	21	90			P	RPV	427
60	50	66	76	43	132					
3 C 7 21 3 D 6 18	3 C 7 21 3 A 9 27 1 O 10 10	6 O 10 60	19 157	8.26						
(DIPLOMA STUDENT)	SGPI: SEM-III: 9.21 ; SEM-IV: 9.83 ; SEM-V: 9.13 ; SEM-VI: 8.00 ; SEM-VII: -- ; CGPI: --									
	CREDITS: SEM-III: 24 ; SEM-IV: 24 ; SEM-V: 23 ; SEM-VI: 22 ; SEM-VII: --									
	MARKS: SEM-III:603/750; SEM-IV:634/775; SEM-V:617/775; SEM-VI:526/750; SEM-VII:-- ; TOTAL: --									
6009548	SALASKAR LAVESH BHAGWAN DARSHANA									
52	55	42	44	18	38					
10	10	9	12	21	71			P		382
62	65	51	56	39	109					
3 C 7 21 3 C 7 21 3 D 6 18	3 D 6 18 1 A 9 9 6 B 8 48	19 135	7.11							
SGPI: SEM-I: 6.53 ; SEM-II: 7.48 ; SEM-III: 9.88 ; SEM-IV: 9.46 ; SEM-V: 9.61 ; SEM-VI: 7.73 ; SEM-VII: 6.60 ; CGPI: 8.17										
CREDITS: SEM-I: 18 ; SEM-II: 20 ; SEM-III: 24 ; SEM-IV: 24 ; SEM-V: 23 ; SEM-VI: 22 ; SEM-VII: 20										
MARKS: SEM-I:411/675; SEM-II:483/725; SEM-III:637/750; SEM-IV:621/775; SEM-V:645/775; SEM-VI:517/750; SEM-VII:391/650; TOTAL: 4087/5700 (71.70%)										
6009549	SHARMA NISHANT RAMSUBHASH KANCHAN									
54	66	39	48	20	42					
12	10	8	11	21	75			P		406
66	76	47	59	41	117					
3 C 7 21 3 A 9 27 3 E 5 15	3 D 6 18 1 O 10 10 6 A 9 54	19 145	7.63							
SGPI: SEM-I: 6.33 ; SEM-II: 8.43 ; SEM-III: 9.42 ; SEM-IV: 9.54 ; SEM-V: 9.39 ; SEM-VI: 7.73 ; SEM-VII: 8.25 ; CGPI: 8.43										
CREDITS: SEM-I: 18 ; SEM-II: 20 ; SEM-III: 24 ; SEM-IV: 24 ; SEM-V: 23 ; SEM-VI: 22 ; SEM-VII: 20										
MARKS: SEM-I:399/675; SEM-II:550/725; SEM-III:613/750; SEM-IV:618/775; SEM-V:621/775; SEM-VI:512/750; SEM-VII:463/650; TOTAL: 4182/5700 (73.37%)										
/- FEMALE, #- 0.229, @- 0.5042/0.5043, *- 0.5045, \$- Carried Forward Grade, ~- Dyslexia, A/ABS- Absent, F- Fails, P- Passes										
RR- Reserved, RLE- Reserve for Lower Examination, RPV- Provisional, RCC- 0.5050, ADC- Admission Cancelled										
G:Grade, GP:Grade Point, C:Credits, ãC:Sum of Credit Points, ãCG:Sum of Product of Credits & Grades										
SGPI:Semester Grade Performance Index = ãCG/ãC, CGPI:Cumulative Grade Performance Index										
% Marks : 80 and Above 75-79.99 70-74.99 60-69.99 50-59.99 45-49.99 40-44.99 Less Than 40										
Grade / Gr. Pt. : O / 10 A / 9 B / 8 C / 7 D / 6 E / 5 P / 4 F / 0										

SEAT_NO	NAME	<Course-I>	<Course-II>	<Course-III>	<Course-IV>	<Course-V>	<Course-VII>	RESULT	REMARK	TOTAL MARKS
Th(80/32)	Th(80/32)	Th(80/32)	Th(80/32)	Tw(25/10)	Tw(50/20)					OUT OF 600
In(20/08)	In(20/08)	In(20/08)	In(20/08)	Pr/Or(25/10)	Pr/Or(100/40)					
Total	Total	Total	Total	Total	Total					
C G GP C*G	C G GP C*G	C G GP C*G	C G GP C*G	C G GP C*G	C G GP C*G			ãC	ãCG	SGPI
01. ECC801	OPTICAL COMMUNICATION AND NETWORKS			05. ECCDLO8014	WEB DESIGN			09. ECCDLO8023	NETWORK MANAGEMENT IN TELECOMMUNICATION	
20. ILO 8019	ENVIRONMENTAL MANAGEMENT			21. ECL801	OPTICAL COMMUNICATION & NETWORKS LAB			22. ECP801	MAJOR PROJECT II	
6009550	SHETTY ANKIT PRAMOD GEETANJALI									
39	56	34	54	21	38					
17	18	13	11	21	70			P		392
56	74	47	65	42	108					
3 D 6	18 3 B 8 24	3 E 5 15	3 C 7 21	1 O 10 10	6 B 8 48			19	136	7.16
SGPI: SEM-I: 7.94 ; SEM-II: 9.50 ; SEM-III: 9.63 ; SEM-IV: 9.50 ; SEM-V: 9.65 ; SEM-VI: 9.27 ; SEM-VII: 7.45 ;	CGPI: 8.84									
CREDITS: SEM-I: 18 ; SEM-II: 20 ; SEM-III: 24 ; SEM-IV: 24 ; SEM-V: 23 ; SEM-VI: 22 ; SEM-VII: 20										
MARKS: SEM-I:492/675; SEM-II:597/725; SEM-III:626/750; SEM-IV:630/775; SEM-V:660/775; SEM-VI:591/750; SEM-VII:436/650; TOTAL: 4424/5700 (77.61%)										
6009551	SINGH ALOKKUMAR DANBAHADUR NIRMALA									
35	47	58	40	20	40					
15	16	10	13	21	65			P	RLE	380
50	63	68	53	41	105					
3 D 6	18 3 C 7 21	3 C 7 21	3 D 6 18	1 O 10 10	6 B 8 48			19	136	7.16
SGPI: SEM-I: 6.56 ; SEM-II: 7.80 ; SEM-III: 9.38 ; SEM-IV: 9.04 ; SEM-V: 8.30 ; SEM-VI: 7.00 ; SEM-VII: -- ;	CGPI: --									
CREDITS: SEM-I: 18 ; SEM-II: 20 ; SEM-III: 24 ; SEM-IV: 24 ; SEM-V: 23 ; SEM-VI: 22 ; SEM-VII: --										
MARKS: SEM-I:407/675; SEM-II:490/725; SEM-III:601/750; SEM-IV:592/775; SEM-V:580/775; SEM-VI:490/750; SEM-VII:-- ; TOTAL: --										
6009552	SINGH KARAN NANDLAL ALKA									
44	55	56	57	21	40					
15	13	10	10	21	80			P		422
59	68	66	67	42	120					
3 D 6	18 3 C 7 21	3 C 7 21	3 C 7 21	1 O 10 10	6 O 10 60			19	151	7.95
SGPI: SEM-I: 8.00 ; SEM-II: 8.08 ; SEM-III: 9.33 ; SEM-IV: 9.17 ; SEM-V: 9.52 ; SEM-VI: 7.68 ; SEM-VII: 6.80 ;	CGPI: 8.38									
CREDITS: SEM-I: 18 ; SEM-II: 20 ; SEM-III: 24 ; SEM-IV: 24 ; SEM-V: 23 ; SEM-VI: 22 ; SEM-VII: 20										
MARKS: SEM-I:476/675; SEM-II:527/725; SEM-III:621/750; SEM-IV:608/775; SEM-V:628/775; SEM-VI:516/750; SEM-VII:392/650; TOTAL: 4190/5700 (73.51%)										
/- FEMALE, #- 0.229, @- 0.5042/0.5043, *- 0.5045, \$- Carried Forward Grade, ~- Dyslexia, A/ABS- Absent, F- Fails, P- Passes										
RR- Reserved, RLE- Reserve for Lower Examination, RPV- Provisional, RCC- 0.5050, ADC- Admission Cancelled										
G:Grade, GP:Grade Point, C:Credits, ãC:Sum of Credit Points, ãCG:Sum of Product of Credits & Grades										
SGPI:Semester Grade Performance Index = ãCG/ãC, CGPI:Cumulative Grade Performance Index										
% Marks : 80 and Above 75-79.99 70-74.99 60-69.99 50-59.99 45-49.99 40-44.99 Less Than 40										
Grade / Gr. Pt. : O / 10 A / 9 B / 8 C / 7 D / 6 E / 5 P / 4 F / 0										

SEAT_NO	NAME	<Course-I>	<Course-II>	<Course-III>	<Course-IV>	<Course-V>	<Course-VII>	RESULT	REMARK	TOTAL MARKS
Th(80/32)	Th(80/32)	Th(80/32)	Th(80/32)	Tw(25/10)	Tw(50/20)					OUT OF 600
In(20/08)	In(20/08)	In(20/08)	In(20/08)	Pr/Or(25/10)	Pr/Or(100/40)					
Total	Total	Total	Total	Total	Total					
C G GP C*G	C G GP C*G	C G GP C*G	C G GP C*G	C G GP C*G	C G GP C*G			ãC	ãCG	SGPI
01. ECC801	OPTICAL COMMUNICATION AND NETWORKS			05. ECCDLO8014	WEB DESIGN			09. ECCDLO8023	NETWORK MANAGEMENT IN TELECOMMUNICATION	
20. ILO 8019	ENVIRONMENTAL MANAGEMENT			21. ECL801	OPTICAL COMMUNICATION & NETWORKS LAB			22. ECP801	MAJOR PROJECT II	
6009553	SOLANKI JAY HITENDRA LAXMI									
28F	40E	23F	32E	14E	37E					
11E	9E	10E	9E	17E	70E			F		300
--	49	--	41	31	107					
- - - -	- - 3 E 5 15	- - - -	- - 3 P 4 12	1 C 7 7	6 B 8 48			13 82	--	
SGPI: SEM-I: 6.28	; SEM-II: 7.60	; SEM-III: 9.54	; SEM-IV: 9.00	; SEM-V: 9.13	; SEM-VI: 6.73	; SEM-VII: --				CGPI: --
CREDITS: SEM-I: 18	; SEM-II: 20	; SEM-III: 24	; SEM-IV: 24	; SEM-V: 23	; SEM-VI: 22	; SEM-VII: --				
MARKS: SEM-I:399/675;	SEM-II:497/725;	SEM-III:617/750;	SEM-IV:596/775;	SEM-V:612/775;	SEM-VI:466/750;	SEM-VII:--				TOTAL: --
6009554	/TALGAONKAR SANSKRUTI KESHAV SMRUTI									
43	52	43	44	18	40					
12	13	10	12	20	79			P	RLE	386
55	65	53	56	38	119					
3 D 6 18 3 C 7 21	3 D 6 18	3 D 6 18	3 D 6 18	1 A 9 9	6 A 9 54			19 138	7.26	
SGPI: SEM-I: 7.25	; SEM-II: 7.35	; SEM-III: 8.33	; SEM-IV: 7.71	; SEM-V: 8.04	; SEM-VI: 6.32	; SEM-VII: --				CGPI: --
CREDITS: SEM-I: 18	; SEM-II: 20	; SEM-III: 24	; SEM-IV: 24	; SEM-V: 23	; SEM-VI: 22	; SEM-VII: --				
MARKS: SEM-I:444/675;	SEM-II:481/725;	SEM-III:551/750;	SEM-IV:522/775;	SEM-V:545/775;	SEM-VI:440/750;	SEM-VII:--				TOTAL: --
6009555	THAKKAR YASH PRAKASH MEENABEN									
45	50	36	49	20	40					
14	9	10	14	20	75			P	RLE	382
59	59	46	63	40	115					
3 D 6 18 3 D 6 18	3 E 5 15	3 C 7 21	1 O 10 10	6 A 9 54				19 136	7.16	
SGPI: SEM-I: 7.06	; SEM-II: 7.73	; SEM-III: 9.13	; SEM-IV: 9.08	; SEM-V: 9.52	; SEM-VI: 6.95	; SEM-VII: --				CGPI: --
CREDITS: SEM-I: 18	; SEM-II: 20	; SEM-III: 24	; SEM-IV: 24	; SEM-V: 23	; SEM-VI: 22	; SEM-VII: --				
MARKS: SEM-I:437/675;	SEM-II:502/725;	SEM-III:582/750;	SEM-IV:598/775;	SEM-V:629/775;	SEM-VI:473/750;	SEM-VII:--				TOTAL: --
/- FEMALE, #- 0.229, @- 0.5042/0.5043, *- 0.5045, \$- Carried Forward Grade, ~- Dyslexia, A/ABS- Absent, F- Fails, P- Passes RR- Reserved, RLE- Reserve for Lower Examination, RPV- Provisional, RCC- 0.5050, ADC- Admission Cancelled G:Grade, GP:Grade Point, C:Credits, ãC:Sum of Credit Points, ãCG:Sum of Product of Credits & Grades SGPI:Semester Grade Performance Index = ãCG/ãC, CGPI:Cumulative Grade Performance Index % Marks : 80 and Above 75-79.99 70-74.99 60-69.99 50-59.99 45-49.99 40-44.99 Less Than 40 Grade / Gr. Pt. : O / 10 A / 9 B / 8 C / 7 D / 6 E / 5 P / 4 F / 0										

SEAT_NO	NAME	<Course-I>	<Course-II>	<Course-III>	<Course-IV>	<Course-V>	<Course-VII>	RESULT	REMARK	TOTAL MARKS
Th(80/32)	Th(80/32)	Th(80/32)	Th(80/32)	Tw(25/10)	Tw(50/20)					OUT OF 600
In(20/08)	In(20/08)	In(20/08)	In(20/08)	Pr/Or(25/10)	Pr/Or(100/40)					
Total	Total	Total	Total	Total	Total					
C G GP C*G	C G GP C*G	C G GP C*G	C G GP C*G	C G GP C*G	C G GP C*G			ãC	ãCG	SGPI
01. ECC801	OPTICAL COMMUNICATION AND NETWORKS			05. ECCDLO8014	WEB DESIGN			09. ECCDLO8023	NETWORK MANAGEMENT IN TELECOMMUNICATION	
20. ILO 8019	ENVIRONMENTAL MANAGEMENT			21. ECL801	OPTICAL COMMUNICATION & NETWORKS LAB			22. ECP801	MAJOR PROJECT II	
6009556	VANJARA RIDDHESH DIPESH BHAVINI									
46	43	42	59	23	41					
20	17	17	14	23	80			P		425
66	60	59	73	46	121					
3 C 7	21 3 C 7	21 3 D 6 18	3 B 8 24 1 O 10 10	6 O 10 60	19 154					8.11
SGPI: SEM-I: 8.89 ; SEM-II:10.00 ; SEM-III:10.00 ; SEM-IV:10.00 ; SEM-V: 9.96 ; SEM-VI: 9.91 ; SEM-VII: 7.45 ; CGPI: 9.35										
CREDITS: SEM-I: 18 ; SEM-II: 20 ; SEM-III: 24 ; SEM-IV: 24 ; SEM-V: 23 ; SEM-VI: 22 ; SEM-VII: 20										
MARKS: SEM-I:540/675; SEM-II:646/725; SEM-III:671/750; SEM-IV:664/775; SEM-V:677/775; SEM-VI:647/750; SEM-VII:429/650; TOTAL: 4699/5700 (82.44%)										
6009557	YADAV HARSH RAJENDRA PRASAD ISRAWATI DEVI									
55	40	42	62	16	40					
15	8	11	13	20	71			P		393
70	48	53	75	36	111					
3 B 8	24 3 E 5 15 3 D 6 18	3 A 9 27 1 B 8 8	6 B 8 48	19 140	7.37					
SGPI: SEM-I: 6.14 ; SEM-II: 6.28 ; SEM-III: 9.54 ; SEM-IV: 9.50 ; SEM-V: 9.04 ; SEM-VI: 7.00 ; SEM-VII: 6.25 ; CGPI: 7.76										
CREDITS: SEM-I: 18 ; SEM-II: 20 ; SEM-III: 24 ; SEM-IV: 24 ; SEM-V: 23 ; SEM-VI: 22 ; SEM-VII: 20										
MARKS: SEM-I:390/675; SEM-II:424/725; SEM-III:641/750; SEM-IV:622/775; SEM-V:610/775; SEM-VI:477/750; SEM-VII:363/650; TOTAL: 3920/5700 (68.77%)										
6009558	YADAV PANNELAL LALBAHADUR RAMAVATI									
37	41	32	37	18	42					
14	9	11	8	20	75			P		344
51	50	43	45	38	117					
3 D 6	18 3 D 6 18 3 P 4 12	3 E 5 15 1 A 9 9	6 A 9 54	19 126	6.63					
SGPI: SEM-I: 5.78 ; SEM-II: 7.15 ; SEM-III: 9.29 ; SEM-IV: 8.79 ; SEM-V: 9.35 ; SEM-VI: 7.27 ; SEM-VII: 6.70 ; CGPI: 7.74 @0.01										
CREDITS: SEM-I: 18 ; SEM-II: 20 ; SEM-III: 24 ; SEM-IV: 24 ; SEM-V: 23 ; SEM-VI: 22 ; SEM-VII: 20										
MARKS: SEM-I:392/675; SEM-II:473/725; SEM-III:600/750; SEM-IV:592/775; SEM-V:623/775; SEM-VI:499/750; SEM-VII:384/650; TOTAL: 3907/5700 (68.54%)										
/- FEMALE, #- 0.229, @- 0.5042/0.5043, *- 0.5045, \$- Carried Forward Grade, ~- Dyslexia, A/ABS- Absent, F- Fails, P- Passes										
RR- Reserved, RLE- Reserve for Lower Examination, RPV- Provisional, RCC- 0.5050, ADC- Admission Cancelled										
G:Grade, GP:Grade Point, C:Credits, ãC:Sum of Credit Points, ãCG:Sum of Product of Credits & Grades										
SGPI:Semester Grade Performance Index = ãCG/ãC, CGPI:Cumulative Grade Performance Index										
% Marks : 80 and Above 75-79.99 70-74.99 60-69.99 50-59.99 45-49.99 40-44.99 Less Than 40										
Grade / Gr. Pt. : O / 10 A / 9 B / 8 C / 7 D / 6 E / 5 P / 4 F / 0										

SEAT_NO	NAME	<Course-I>	<Course-II>	<Course-III>	<Course-IV>	<Course-V>	<Course-VII>	RESULT	REMARK	TOTAL MARKS	
Th(80/32)	Th(80/32)	Th(80/32)	Th(80/32)	Tw(25/10)	Tw(50/20)					OUT OF 600	
In(20/08)	In(20/08)	In(20/08)	In(20/08)	Pr/Or(25/10)	Pr/Or(100/40)						
Total	Total	Total	Total	Total	Total						
C G GP C*G	C G GP C*G	C G GP C*G	C G GP C*G	C G GP C*G	C G GP C*G			ãC	ãCG	SGPI	
01. ECC801	OPTICAL COMMUNICATION AND NETWORKS					04. ECCDLO8013	WIRELESS NETWORKS				
20. ILO 8019	ENVIRONMENTAL MANAGEMENT					21. ECL801	OPTICAL COMMUNICATION & NETWORKS LAB			09. ECCDLO8023	NETWORK MANAGEMENT IN TELECOMMUNICATION
										22. ECP801	MAJOR PROJECT II
6009559 /AMBEKAR PRIYANKA ARUN YOJANA											
32	49	39	47	15	35						
13	14	10	13	17	60			P	RPV	344	
45	63	49	60	32	95						
3 E 5 15 3 C 7 21	3 E 5 15 3 C 7 21	3 C 7 21	1 C 7 7	6 C 7 42	19 121	6.37					
(DIPLOMA STUDENT)											
SGPI: SEM-III: 5.88 ; SEM-IV: 5.80 ; SEM-V: 7.96 ; SEM-VI: 5.55 ; SEM-VII: -- ; CGPI: --											
CREDITS: SEM-III: 26 ; SEM-IV: 25 ; SEM-V: 23 ; SEM-VI: 22 ; SEM-VII: --											
MARKS: SEM-III:407/725; SEM-IV:388/700; SEM-V:545/775; SEM-VI:397/750; SEM-VII:-- ; TOTAL: --											
6009560 BHANDARI HRISHIKESH DAYANAND HEMLATA											
34	42	34	55	17	28						
8	9	8	14	18	60			P	RPV	327	
42	51	42	69	35	88						
3 P 4 12 3 D 6 18	3 P 4 12 3 C 7 21	1 B 8 8	6 D 6 36	19 107	5.63						
(DIPLOMA STUDENT)											
SGPI: SEM-III: 7.75 ; SEM-IV: 8.08 ; SEM-V: 7.74 ; SEM-VI: -- ; SEM-VII: -- ; CGPI: --											
CREDITS: SEM-III: 24 ; SEM-IV: 24 ; SEM-V: 23 ; SEM-VI: -- ; SEM-VII: --											
MARKS: SEM-III:501/750; SEM-IV:545/775; SEM-V:537/775; SEM-VI: -- ; SEM-VII:-- ; TOTAL: --											
6009561 /JADYAR JANHAVI RAMESH RESHMA											
47	42	36	64	17	40						
17	10	10	14	19	75			P		391	
64	52	46	78	36	115						
3 C 7 21 3 D 6 18	3 E 5 15 3 A 9 27	1 B 8 8	6 A 9 54	19 143	7.53						
SGPI: SEM-I: 6.81 ; SEM-II: 6.80 ; SEM-III: 9.25 ; SEM-IV: 9.04 ; SEM-V: 8.87 ; SEM-VI: 7.09 ; SEM-VII: 6.30 ; CGPI: 7.80											
CREDITS: SEM-I: 18 ; SEM-II: 20 ; SEM-III: 24 ; SEM-IV: 24 ; SEM-V: 23 ; SEM-VI: 22 ; SEM-VII: 20											
MARKS: SEM-I:412/675; SEM-II:439/725; SEM-III:597/750; SEM-IV:602/775; SEM-V:591/775; SEM-VI:476/750; SEM-VII:364/650; TOTAL: 3872/5700 (67.93%)											
/- FEMALE, #- 0.229, @- 0.5042/0.5043, *- 0.5045, \$- Carried Forward Grade, ~- Dyslexia, A/ABS- Absent, F- Fails, P- Passes											
RR- Reserved, RLE- Reserve for Lower Examination, RPV- Provisional, RCC- 0.5050, ADC- Admission Cancelled											
G:Grade, GP:Grade Point, C:Credits, ãC:Sum of Credit Points, ãCG:Sum of Product of Credits & Grades											
SGPI:Semester Grade Performance Index = ãCG/ãC, CGPI:Cumulative Grade Performance Index											
% Marks : 80 and Above 75-79.99 70-74.99 60-69.99 50-59.99 45-49.99 40-44.99 Less Than 40											
Grade / Gr. Pt. : O / 10 A / 9 B / 8 C / 7 D / 6 E / 5 P / 4 F / 0											

SEAT_NO	NAME	<Course-I>	<Course-II>	<Course-III>	<Course-IV>	<Course-V>	<Course-VII>	RESULT	REMARK	TOTAL MARKS
Th(80/32)	Th(80/32)	Th(80/32)	Th(80/32)	Tw(25/10)	Tw(50/20)					OUT OF 600
In(20/08)	In(20/08)	In(20/08)	In(20/08)	Pr/Or(25/10)	Pr/Or(100/40)					
Total	Total	Total	Total	Total	Total					
C G GP C*G	C G GP C*G	C G GP C*G	C G GP C*G	C G GP C*G	C G GP C*G			ãC	ãCG	SGPI
01. ECC801	OPTICAL COMMUNICATION AND NETWORKS			04. ECCDLO8013	WIRELESS NETWORKS			09. ECCDLO8023	NETWORK MANAGEMENT IN TELECOMMUNICATION	
20. ILO 8019	ENVIRONMENTAL MANAGEMENT			21. ECL801	OPTICAL COMMUNICATION & NETWORKS LAB			22. ECP801	MAJOR PROJECT II	

6009562 /KAMBLE KADAMBARI SHRIKANT LATA

41	45	40	46	15	28					
13	12	9	13	17	60			P		RPV 339
54	57	49	59	32	88					
3 D 6	18 3 D 6	18 3 E 5	15 3 D 6	18 1 C 7	7 6 D 6	36		19	112	5.89

(DIPLOMA STUDENT)

SGPI: SEM-III: 8.75 ; SEM-IV: 8.25 ; SEM-V: 8.39 ; SEM-VI: 5.50 ; SEM-VII: -- ; CGPI: --  
 CREDITS: SEM-III: 24 ; SEM-IV: 24 ; SEM-V: 23 ; SEM-VI: 22 ; SEM-VII: --  
 MARKS: SEM-III:569/750; SEM-IV:568/775; SEM-V:581/775; SEM-VI:388/750; SEM-VII:-- ; TOTAL: --

6009563 KHARAT YASH GUNPAL VISHAKHA

41E	32E	19F	35E	15E	28E					
9E	8E	9E	10E	16E	60E			F		282
50	40	--	45	31	88					
3 D 6	18 3 P 4	12 -- -- --	3 E 5	15 1 C 7	7 6 D 6	36		16	88	--

SGPI: SEM-I: 7.17 ; SEM-II: 5.22 ; SEM-III: 6.67 ; SEM-IV: 8.04 ; SEM-V: 8.17 ; SEM-VI: 5.68 ; SEM-VII: -- ; CGPI: --  
 CREDITS: SEM-I: 27 ; SEM-II: 27 ; SEM-III: 24 ; SEM-IV: 24 ; SEM-V: 23 ; SEM-VI: 22 ; SEM-VII: --  
 MARKS: SEM-I:484/750; SEM-II:381/750; SEM-III:569/750; SEM-IV:556/775; SEM-V:559/775; SEM-VI:402/750; SEM-VII:-- ; TOTAL: --

6009564 /LAD NIDHI GAJENDRA SHARDA

32E	28F	16F	32E	16E	30E					
8E	10E	8E	11E	17E	65E			F		RPV 273
40	--	--	43	33	95					
3 P 4	12 -- -- --	-- -- -- --	3 P 4	12 1 C 7	7 6 C 7	42		13	73	--

(DIPLOMA STUDENT)

SGPI: SEM-III: 8.75 ; SEM-IV: 8.17 ; SEM-V: 8.83 ; SEM-VI: -- ; SEM-VII: -- ; CGPI: --  
 CREDITS: SEM-III: 24 ; SEM-IV: 24 ; SEM-V: 23 ; SEM-VI: -- ; SEM-VII: --  
 MARKS: SEM-III:572/750; SEM-IV:562/775; SEM-V:584/775; SEM-VI: -- ; SEM-VII:-- ; TOTAL: --

/- FEMALE, #- 0.229, @- 0.5042/0.5043, \*- 0.5045, \$- Carried Forward Grade, ~- Dyslexia, A/ABS- Absent, F- Fails, P- Passes

RR- Reserved, RLE- Reserve for Lower Examination, RPV- Provisional, RCC- 0.5050, ADC- Admission Cancelled

G:Grade, GP:Grade Point, C:Credits, ãC:Sum of Credit Points, ãCG:Sum of Product of Credits &amp; Grades

SGPI:Semester Grade Performance Index = ãCG/ãC, CGPI:Cumulative Grade Performance Index

% Marks : 80 and Above 75-79.99 70-74.99 60-69.99 50-59.99 45-49.99 40-44.99 Less Than 40

Grade / Gr. Pt. : O / 10 A / 9 B / 8 C / 7 D / 6 E / 5 P / 4 F / 0

SEAT_NO	NAME	<Course-I>	<Course-II>	<Course-III>	<Course-IV>	<Course-V>	<Course-VII>	RESULT	REMARK	TOTAL MARKS
Th(80/32)	Th(80/32)	Th(80/32)	Th(80/32)	Tw(25/10)	Tw(50/20)					OUT OF 600
In(20/08)	In(20/08)	In(20/08)	In(20/08)	Pr/Or(25/10)	Pr/Or(100/40)					
Total	Total	Total	Total	Total	Total					
C G GP C*G	C G GP C*G	C G GP C*G	C G GP C*G	C G GP C*G	C G GP C*G			ãC	ãCG	SGPI
01. ECC801	OPTICAL COMMUNICATION AND NETWORKS			04. ECCDLO8013	WIRELESS NETWORKS			09. ECCDLO8023	NETWORK MANAGEMENT IN TELECOMMUNICATION	
20. ILO 8019	ENVIRONMENTAL MANAGEMENT			21. ECL801	OPTICAL COMMUNICATION & NETWORKS LAB			22. ECP801	MAJOR PROJECT II	
6009565 /MALEWADE SHREYA MAHADEV VIJAYALAXMI										
43	44	51	59	18	38					
14	12	13	12	20	75			P		399
57	56	64	71	38	113					
3 D 6 18 3 D 6 18 3 C 7 21 3 B 8 24 1 A 9 9 6 A 9 54								19 144		7.58
SGPI: SEM-I: 7.00 ; SEM-II: 7.80 ; SEM-III: 9.58 ; SEM-IV: 9.46 ; SEM-V: 9.35 ; SEM-VI: 7.55 ; SEM-VII: 7.20 ; CGPI: 8.28										
CREDITS: SEM-I: 18 ; SEM-II: 20 ; SEM-III: 24 ; SEM-IV: 24 ; SEM-V: 23 ; SEM-VI: 22 ; SEM-VII: 20										
MARKS: SEM-I:433/675; SEM-II:508/725; SEM-III:639/750; SEM-IV:634/775; SEM-V:624/775; SEM-VI:515/750; SEM-VII:398/650; TOTAL: 4150/5700 (72.81%)										
6009566 MANE ANIRUDDHA HEMANT DHANASHREE										
34	55	42	33	18	39					
11	14	8	9	18	75			P	RPV	356
45	69	50	42	36	114					
3 E 5 15 3 C 7 21 3 D 6 18 3 P 4 12 1 B 8 8 6 A 9 54								19 128		6.74
(DIPLOMA STUDENT) SGPI: SEM-III: 9.71 ; SEM-IV: 9.04 ; SEM-V: 8.87 ; SEM-VI: 6.32 ; SEM-VII: -- ; CGPI: --										
CREDITS: SEM-III: 24 ; SEM-IV: 24 ; SEM-V: 23 ; SEM-VI: 22 ; SEM-VII: --										
MARKS: SEM-III:614/750; SEM-IV:604/775; SEM-V:600/775; SEM-VI:427/750; SEM-VII:-- ; TOTAL: --										
6009567 MARATHE VARAD RAJESH SHILPA										
32	39	33	39	16	32					
10	8	8	9	17	70			P	RPV	313
42	47	41	48	33	102					
3 P 4 12 3 E 5 15 3 P 4 12 3 E 5 15 1 C 7 7 6 C 7 42								19 103		5.42
(DIPLOMA STUDENT) SGPI: SEM-III: 9.04 ; SEM-IV: 8.29 ; SEM-V: 8.52 ; SEM-VI: 5.23 ; SEM-VII: 4.75 ; CGPI: --										
CREDITS: SEM-III: 24 ; SEM-IV: 24 ; SEM-V: 23 ; SEM-VI: 22 ; SEM-VII: 20										
MARKS: SEM-III:574/750; SEM-IV:560/775; SEM-V:562/775; SEM-VI:380/750; SEM-VII:295/650; TOTAL: --										
/- FEMALE, #- 0.229, @- 0.5042/0.5043, *- 0.5045, \$- Carried Forward Grade, ~- Dyslexia, A/ABS- Absent, F- Fails, P- Passes										
RR- Reserved, RLE- Reserve for Lower Examination, RPV- Provisional, RCC- 0.5050, ADC- Admission Cancelled										
G:Grade, GP:Grade Point, C:Credits, ãC:Sum of Credit Points, ãCG:Sum of Product of Credits & Grades										
SGPI:Semester Grade Performance Index = ãCG/ãC, CGPI:Cumulative Grade Performance Index										
% Marks : 80 and Above 75-79.99 70-74.99 60-69.99 50-59.99 45-49.99 40-44.99 Less Than 40										
Grade / Gr. Pt. : O / 10 A / 9 B / 8 C / 7 D / 6 E / 5 P / 4 F / 0										

SEAT_NO	NAME	<Course-I>	<Course-II>	<Course-III>	<Course-IV>	<Course-V>	<Course-VII>	RESULT	REMARK	TOTAL MARKS
Th(80/32)	Th(80/32)	Th(80/32)	Th(80/32)	Tw(25/10)	Tw(50/20)					OUT OF 600
In(20/08)	In(20/08)	In(20/08)	In(20/08)	Pr/Or(25/10)	Pr/Or(100/40)					
Total	Total	Total	Total	Total	Total					
C G GP C*G	C G GP C*G	C G GP C*G	C G GP C*G	C G GP C*G	C G GP C*G			ãC	ãCG	SGPI
01. ECC801	OPTICAL COMMUNICATION AND NETWORKS			04. ECCDLO8013	WIRELESS NETWORKS	09. ECCDLO8023	NETWORK MANAGEMENT IN TELECOMMUNICATION			
20. ILO 8019	ENVIRONMENTAL MANAGEMENT			21. ECL801	OPTICAL COMMUNICATION & NETWORKS LAB	22. ECP801	MAJOR PROJECT II			
6009568	PATIL ADITYA NILESH G	PATIL NIKITA NILESH	PATIL							
41	45	47	64	18	43					
14	13	12	11	19	85			P		412
55	58	59	75	37	128					
3 D 6	18 3 D 6	18 3 D 6	18 3 A 9 27	1 B 8 8	6 O 10 60			19	149	7.84
SGPI: SEM-I: 6.11 ; SEM-II: 7.33 ; SEM-III: 9.96 ; SEM-IV: 9.83 ; SEM-V: 9.83 ; SEM-VI: 7.45 ; SEM-VII: 6.85 ; CGPI: 8.28										
CREDITS: SEM-I: 18 ; SEM-II: 20 ; SEM-III: 24 ; SEM-IV: 24 ; SEM-V: 23 ; SEM-VI: 22 ; SEM-VII: 20										
MARKS: SEM-I:392/675; SEM-II:485/725; SEM-III:656/750; SEM-IV:664/775; SEM-V:660/775; SEM-VI:494/750; SEM-VII:394/650; TOTAL: 4157/5700 (72.93%)										
6009569	PAYARE MANDAR ANIL	SMITA								
42	48	39	37	17	43					
12	10	10	11	19	85			P	RLE	373
54	58	49	48	36	128					
3 D 6	18 3 D 6	18 3 E 5 15	3 E 5 15	1 B 8 8	6 O 10 60			19	134	7.05
SGPI: SEM-I: 6.67 ; SEM-II: 7.45 ; SEM-III: 9.75 ; SEM-IV: 9.50 ; SEM-V: 9.26 ; SEM-VI: 6.73 ; SEM-VII: -- ; CGPI: --										
CREDITS: SEM-I: 18 ; SEM-II: 20 ; SEM-III: 24 ; SEM-IV: 24 ; SEM-V: 23 ; SEM-VI: 22 ; SEM-VII: --										
MARKS: SEM-I:433/675; SEM-II:485/725; SEM-III:627/750; SEM-IV:635/775; SEM-V:619/775; SEM-VI:456/750; SEM-VII:-- ; TOTAL: --										
6009570	TAWADE SHRAVAN NARESH	NEHA								
32	40	43	49	11	28					
11	8	8	10	15	60			P		315
43	48	51	59	26	88					
3 P 4	12 3 E 5	15 3 D 6 18	3 D 6 18	1 D 6 6	6 D 6 36			19	105	5.53
SGPI: SEM-I: 7.44 ; SEM-II: 5.54 ; SEM-III: 7.92 ; SEM-IV: 7.58 ; SEM-V: 7.26 ; SEM-VI: 5.55 ; SEM-VII: 5.00 ; CGPI: 6.54										
CREDITS: SEM-I: 27 ; SEM-II: 27 ; SEM-III: 24 ; SEM-IV: 24 ; SEM-V: 23 ; SEM-VI: 22 ; SEM-VII: 20										
MARKS: SEM-I:482/750; SEM-II:407/750; SEM-III:524/750; SEM-IV:530/775; SEM-V:512/775; SEM-VI:397/750; SEM-VII:306/650; TOTAL: 3473/5800 (59.88%)										
/- FEMALE, #- 0.229, @- 0.5042/0.5043, *- 0.5045, \$- Carried Forward Grade, ~- Dyslexia, A/ABS- Absent, F- Fails, P- Passes										
RR- Reserved, RLE- Reserve for Lower Examination, RPV- Provisional, RCC- 0.5050, ADC- Admission Cancelled										
G:Grade, GP:Grade Point, C:Credits, ãC:Sum of Credit Points, ãCG:Sum of Product of Credits & Grades										
SGPI:Semester Grade Performance Index = ãCG/ãC, CGPI:Cumulative Grade Performance Index										
% Marks : 80 and Above 75-79.99 70-74.99 60-69.99 50-59.99 45-49.99 40-44.99 Less Than 40										
Grade / Gr. Pt. : O / 10 A / 9 B / 8 C / 7 D / 6 E / 5 P / 4 F / 0										



SEAT_NO	NAME	<Course-I>	<Course-II>	<Course-III>	<Course-IV>	<Course-V>	<Course-VII>	TOTAL MARKS	OUT OF 600
Th(80/32)	Th(80/32)	Th(80/32)	Th(80/32)	Tw(25/10)	Tw(50/20)				
In(20/08)	In(20/08)	In(20/08)	In(20/08)	Pr/Or(25/10)	Pr/Or(100/40)	RESULT	REMARK		
Total	Total	Total	Total	Total	Total				
C G GP C*G	C G GP C*G	C G GP C*G	C G GP C*G	C G GP C*G	C G GP C*G	ãC	ãCG	SGPI	
01. ECC801	OPTICAL COMMUNICATION AND NETWORKS			04. ECCDLO8013	WIRELESS NETWORKS			09. ECCDLO8023	NETWORK MANAGEMENT IN TELECOMMUNICATION
20. ILO 8019	ENVIRONMENTAL MANAGEMENT			21. ECL801	OPTICAL COMMUNICATION & NETWORKS LAB			22. ECP801	MAJOR PROJECT II
-----									
6009571	TIWAREKAR SUMUKH RANJAN KSHAMA								
34E	51E	23F	35E	18E	38E				
12E	11E	10E	10E	19E	75E	F			336
46	62	--	45	37	113				
3 E 5 15 3 C 7 21	-- --		3 E 5 15 1 B 8 8		6 A 9 54		16 113	--	
SGPI: SEM-I: 7.17 ; SEM-II: 8.40 ; SEM-III: 9.67 ; SEM-IV: 9.46 ; SEM-V: 9.35 ; SEM-VI: 7.77 ; SEM-VII: 6.40 ; CGPI: --									
CREDITS: SEM-I: 18 ; SEM-II: 20 ; SEM-III: 24 ; SEM-IV: 24 ; SEM-V: 23 ; SEM-VI: 22 ; SEM-VII: 20									
MARKS: SEM-I:435/675; SEM-II:543/725; SEM-III:649/750; SEM-IV:628/775; SEM-V:628/775; SEM-VI:520/750; SEM-VII:355/650; TOTAL: --									
-----									
01. ECC801	OPTICAL COMMUNICATION AND NETWORKS			05. ECCDLO8014	WEB DESIGN			09. ECCDLO8023	NETWORK MANAGEMENT IN TELECOMMUNICATION
16. ILO 8015	PROFESSIONAL ETHICS AND CSR			21. ECL801	OPTICAL COMMUNICATION & NETWORKS LAB			22. ECP801	MAJOR PROJECT II
-----									
6009572	NAIR ASHWIN JAYAKUMAR SMITA								
56	50	64	50	19	42				
17	8	16	17	20	90	P	RPV		449
73	58	80	67	39	132				
3 B 8 24 3 D 6 18	3 O 10 30		3 C 7 21 1 A 9 9		6 O 10 60		19 162	8.53	
(DIPLOMA STUDENT)									
SGPI: SEM-III: 9.29 ; SEM-IV: 8.67 ; SEM-V: 8.78 ; SEM-VI: 7.36 ; SEM-VII: 7.70 ; CGPI: --									
CREDITS: SEM-III: 24 ; SEM-IV: 24 ; SEM-V: 23 ; SEM-VI: 22 ; SEM-VII: 20									
MARKS: SEM-III:594/750; SEM-IV:579/775; SEM-V:594/775; SEM-VI:485/750; SEM-VII:425/650; TOTAL: --									
-----									
6009573	BARUDGAR MUHAMMAD NOMAAN SABIR BARUDGAR KHATIJA								
22F	46E	42E	37E	20E	39E				
13E	8E	9E	12E	21E	77E	F	RPV		346
--	54	51	49	41	116				
-- -- -- -- 3 D 6 18	3 D 6 18		3 E 5 15 1 O 10 10		6 A 9 54		16 115	--	
(DIPLOMA STUDENT)									
SGPI: SEM-III: 9.33 ; SEM-IV: 8.75 ; SEM-V: 8.26 ; SEM-VI: 5.86 ; SEM-VII: -- ; CGPI: --									
CREDITS: SEM-III: 24 ; SEM-IV: 24 ; SEM-V: 23 ; SEM-VI: 22 ; SEM-VII: --									
MARKS: SEM-III:589/750; SEM-IV:586/775; SEM-V:560/775; SEM-VI:411/750; SEM-VII:-- ; TOTAL: --									
-----									
/- FEMALE, #- 0.229, @- 0.5042/0.5043, *- 0.5045, \$- Carried Forward Grade, -- Dyslexia, A/ABS- Absent, F- Fails, P- Passes									
RR- Reserved, RLE- Reserve for Lower Examination, RPV- Provisional, RCC- 0.5050, ADC- Admission Cancelled									
G:Grade, GP:Grade Point, C:Credits, ãC:Sum of Credit Points, ãCG:Sum of Product of Credits & Grades									
SGPI:Semester Grade Performance Index = ãCG/ãC, CGPI:Cumulative Grade Performance Index									
% Marks : 80 and Above 75-79.99 70-74.99 60-69.99 50-59.99 45-49.99 40-44.99 Less Than 40									
Grade / Gr. Pt. : O / 10 A / 9 B / 8 C / 7 D / 6 E / 5 P / 4 F / 0									

SEAT_NO	NAME	<Course-I>	<Course-II>	<Course-III>	<Course-IV>	<Course-V>	<Course-VII>	RESULT	REMARK	TOTAL MARKS	
Th(80/32)	Th(80/32)	Th(80/32)	Th(80/32)	Tw(25/10)	Tw(50/20)					OUT OF 600	
In(20/08)	In(20/08)	In(20/08)	In(20/08)	Pr/Or(25/10)	Pr/Or(100/40)						
Total	Total	Total	Total	Total	Total						
C G GP C*G	C G GP C*G	C G GP C*G	C G GP C*G	C G GP C*G	C G GP C*G			ãC	ãCG	SGPI	
01. ECC801	OPTICAL COMMUNICATION AND NETWORKS					04. ECCDLO8013	WIRELESS NETWORKS			09. ECCDLO8023	NETWORK MANAGEMENT IN TELECOMMUNICATION
16. ILO 8015	PROFESSIONAL ETHICS AND CSR					21. ECL801	OPTICAL COMMUNICATION & NETWORKS LAB			22. ECP801	MAJOR PROJECT II
6009574	BHAVSAR HARMISH DAKSHESH MADHAVI										
52	55	47	49	22	38						
16	15	13	18	22	65			P		412	
68	70	60	67	44	103						
3 C 7 21 3 B 8 24 3 C 7 21 3 C 7 21 1 O 10 10 6 C 7 42 19 139 7.32											
SGPI: SEM-I: 6.28 ; SEM-II: 7.90 ; SEM-III: 9.83 ; SEM-IV: 9.25 ; SEM-V: 8.61 ; SEM-VI: 7.95 ; SEM-VII: 7.10 ; CGPI: 8.14											
CREDITS: SEM-I: 18 ; SEM-II: 20 ; SEM-III: 24 ; SEM-IV: 24 ; SEM-V: 23 ; SEM-VI: 22 ; SEM-VII: 20											
MARKS: SEM-I:402/675; SEM-II:517/725; SEM-III:632/750; SEM-IV:617/775; SEM-V:590/775; SEM-VI:541/750; SEM-VII:413/650; TOTAL: 4124/5700 (72.35%)											
6009575	CHAUHAN NILESH RAMDULAR RAJKUMARI										
37	38	41	36	14	30						
11	8	9	10	16	60			P	RLE	310	
48	46	50	46	30	90						
3 E 5 15 3 E 5 15 3 D 6 18 3 E 5 15 1 C 7 7 6 C 7 42 19 112 5.89											
SGPI: SEM-I: 6.39 ; SEM-II: 8.25 ; SEM-III: 8.63 ; SEM-IV: 7.46 ; SEM-V: 7.65 ; SEM-VI: -- ; SEM-VII: -- ; CGPI: --											
CREDITS: SEM-I: 18 ; SEM-II: 20 ; SEM-III: 24 ; SEM-IV: 24 ; SEM-V: 23 ; SEM-VI: -- ; SEM-VII: --											
MARKS: SEM-I:409/675; SEM-II:522/725; SEM-III:558/750; SEM-IV:525/775; SEM-V:537/775; SEM-VI: -- ; SEM-VII:-- ; TOTAL: --											
6009576	DHANGAR SAIRAJ NITIN SWATI										
39	41	45	55	18	37						
15	11	9	15	20	70			P	RPV	375	
54	52	54	70	38	107						
3 D 6 18 3 D 6 18 3 D 6 18 3 B 8 24 1 A 9 9 6 B 8 48 19 135 7.11											
(DIPLOMA STUDENT)											
SGPI: SEM-III: 9.04 ; SEM-IV: 8.33 ; SEM-V: 8.65 ; SEM-VI: 6.41 ; SEM-VII: 6.55 ; CGPI: --											
CREDITS: SEM-III: 24 ; SEM-IV: 24 ; SEM-V: 23 ; SEM-VI: 22 ; SEM-VII: 20											
MARKS: SEM-III:586/750; SEM-IV:563/775; SEM-V:587/775; SEM-VI:439/750; SEM-VII:375/650; TOTAL: --											
/- FEMALE, #- 0.229, @- 0.5042/0.5043, *- 0.5045, \$- Carried Forward Grade, ~- Dyslexia, A/ABS- Absent, F- Fails, P- Passes											
RR- Reserved, RLE- Reserve for Lower Examination, RPV- Provisional, RCC- 0.5050, ADC- Admission Cancelled											
G:Grade, GP:Grade Point, C:Credits, ãC:Sum of Credit Points, ãCG:Sum of Product of Credits & Grades											
SGPI:Semester Grade Performance Index = ãCG/ãC, CGPI:Cumulative Grade Performance Index											
% Marks : 80 and Above 75-79.99 70-74.99 60-69.99 50-59.99 45-49.99 40-44.99 Less Than 40											
Grade / Gr. Pt. : O / 10 A / 9 B / 8 C / 7 D / 6 E / 5 P / 4 F / 0											

SEAT_NO	NAME	<Course-I>	<Course-II>	<Course-III>	<Course-IV>	<Course-V>	<Course-VII>	RESULT	REMARK	TOTAL MARKS	
Th(80/32)	Th(80/32)	Th(80/32)	Th(80/32)	Tw(25/10)	Tw(50/20)					OUT OF 600	
In(20/08)	In(20/08)	In(20/08)	In(20/08)	Pr/Or(25/10)	Pr/Or(100/40)						
Total	Total	Total	Total	Total	Total						
C G GP C*G	C G GP C*G	C G GP C*G	C G GP C*G	C G GP C*G	C G GP C*G			ãC	ãCG	SGPI	
01. ECC801	OPTICAL COMMUNICATION AND NETWORKS					04. ECCDLO8013	WIRELESS NETWORKS			09. ECCDLO8023	NETWORK MANAGEMENT IN TELECOMMUNICATION
16. ILO 8015	PROFESSIONAL ETHICS AND CSR					21. ECL801	OPTICAL COMMUNICATION & NETWORKS LAB			22. ECP801	MAJOR PROJECT II
-----											
6009577	GUPTA ABHISHEK RAMSURAT SHANTIDEVI										
52	49	37	46	18	35						
13	15	14	17	20	65			P		RLE	381
65	64	51	63	38	100						
3 C 7 21 3 C 7 21 3 D 6 18 3 C 7 21 1 A 9 9 6 C 7 42								19	132	6.95	
SGPI: SEM-I: 5.94 ; SEM-II: 7.03 ; SEM-III: 8.75 ; SEM-IV: 8.04 ; SEM-V: 8.30 ; SEM-VI: 7.09 ; SEM-VII: -- ; CGPI: --											
CREDITS: SEM-I: 18 ; SEM-II: 20 ; SEM-III: 24 ; SEM-IV: 24 ; SEM-V: 23 ; SEM-VI: 22 ; SEM-VII: --											
MARKS: SEM-I:388/675; SEM-II:464/725; SEM-III:564/750; SEM-IV:557/775; SEM-V:569/775; SEM-VI:490/750; SEM-VII:-- ; TOTAL: --											
-----											
6009578	GUPTA CHANDANKUMAR RAJMANGAL SUMITRA										
39	59	64	51	18	38						
18	16	14	19	21	68			P			425
57	75	78	70	39	106						
3 D 6 18 3 A 9 27 3 A 9 27 3 B 8 24 1 A 9 9 6 B 8 48								19	153	8.05	
SGPI: SEM-I: 7.67 ; SEM-II: 8.90 ; SEM-III: 9.08 ; SEM-IV: 8.92 ; SEM-V: 8.70 ; SEM-VI: 8.41 ; SEM-VII: 8.05 ; CGPI: 8.51											
CREDITS: SEM-I: 18 ; SEM-II: 20 ; SEM-III: 24 ; SEM-IV: 24 ; SEM-V: 23 ; SEM-VI: 22 ; SEM-VII: 20											
MARKS: SEM-I:471/675; SEM-II:571/725; SEM-III:586/750; SEM-IV:594/775; SEM-V:593/775; SEM-VI:564/750; SEM-VII:456/650; TOTAL: 4260/5700 (74.74%)											
-----											
6009579	JADHAV DURGESH CHANDRAKANT ALKA										
35	47	46	49	20	38						
16	14	14	18	21	68			P			386
51	61	60	67	41	106						
3 D 6 18 3 C 7 21 3 C 7 21 3 C 7 21 1 O 10 10 6 B 8 48								19	139	7.32	
SGPI: SEM-I: 7.50 ; SEM-II: 8.40 ; SEM-III: 9.33 ; SEM-IV: 9.08 ; SEM-V: 9.17 ; SEM-VI: 8.36 ; SEM-VII: 6.85 ; CGPI: 8.33											
CREDITS: SEM-I: 18 ; SEM-II: 20 ; SEM-III: 24 ; SEM-IV: 24 ; SEM-V: 23 ; SEM-VI: 22 ; SEM-VII: 20											
MARKS: SEM-I:472/675; SEM-II:547/725; SEM-III:605/750; SEM-IV:618/775; SEM-V:623/775; SEM-VI:548/750; SEM-VII:404/650; TOTAL: 4203/5700 (73.74%)											
-----											
/- FEMALE, #- 0.229, @- 0.5042/0.5043, *- 0.5045, \$- Carried Forward Grade, ~- Dyslexia, A/ABS- Absent, F- Fails, P- Passes											
RR- Reserved, RLE- Reserve for Lower Examination, RPV- Provisional, RCC- 0.5050, ADC- Admission Cancelled											
G:Grade, GP:Grade Point, C:Credits, ãC:Sum of Credit Points, ãCG:Sum of Product of Credits & Grades											
SGPI:Semester Grade Performance Index = ãCG/ãC, CGPI:Cumulative Grade Performance Index											
% Marks : 80 and Above 75-79.99 70-74.99 60-69.99 50-59.99 45-49.99 40-44.99 Less Than 40											
Grade / Gr. Pt. : O / 10 A / 9 B / 8 C / 7 D / 6 E / 5 P / 4 F / 0											

SEAT_NO	NAME	<Course-I>	<Course-II>	<Course-III>	<Course-IV>	<Course-V>	<Course-VII>	RESULT	REMARK	TOTAL MARKS	
Th(80/32)	Th(80/32)	Th(80/32)	Th(80/32)	Tw(25/10)	Tw(50/20)					OUT OF 600	
In(20/08)	In(20/08)	In(20/08)	In(20/08)	Pr/Or(25/10)	Pr/Or(100/40)						
Total	Total	Total	Total	Total	Total						
C G GP C*G	C G GP C*G	C G GP C*G	C G GP C*G	C G GP C*G	C G GP C*G			ãC	ãCG	SGPI	
01. ECC801	OPTICAL COMMUNICATION AND NETWORKS					05. ECCDLO8014	WEB DESIGN			09. ECCDLO8023	NETWORK MANAGEMENT IN TELECOMMUNICATION
12. ILO 8011	PROJECT MANAGEMENT					21. ECL801	OPTICAL COMMUNICATION & NETWORKS LAB			22. ECP801	MAJOR PROJECT II
6009580	BAIG ZAFAR SHAHID FARKHANDA										
37	47	32	42	14	35						
10	11	11	13	16	60			P	RLE	328	
47	58	43	55	30	95						
3 E 5	15 3 D 6 18	3 P 4 12	3 D 6 18	1 C 7 7	6 C 7 42			19	112	5.89	
SGPI: SEM-I: 6.53 ; SEM-II: 7.63 ; SEM-III: 8.42 ; SEM-IV: 7.58 ; SEM-V: 7.52 ; SEM-VI: 6.41 ; SEM-VII: -- ; CGPI: --											
CREDITS: SEM-I: 18 ; SEM-II: 20 ; SEM-III: 24 ; SEM-IV: 24 ; SEM-V: 23 ; SEM-VI: 22 ; SEM-VII: --											
MARKS: SEM-I:420/675; SEM-II:498/725; SEM-III:560/750; SEM-IV:531/775; SEM-V:503/775; SEM-VI:431/750; SEM-VII:-- ; TOTAL: --											
6009581	/BOSE MITALI BINOY MITHU										
43	59	43	55	22	40						
19	18	17	19	22	75			P		432	
62	77	60	74	44	115						
3 C 7	21 3 A 9 27	3 C 7 21	3 B 8 24	1 O 10 10	6 A 9 54			19	157	8.26	
SGPI: SEM-I: 8.06 ; SEM-II: 9.20 ; SEM-III: 9.75 ; SEM-IV: 9.75 ; SEM-V: 9.65 ; SEM-VI: 9.00 ; SEM-VII: 7.60 ; CGPI: 8.98											
CREDITS: SEM-I: 18 ; SEM-II: 20 ; SEM-III: 24 ; SEM-IV: 24 ; SEM-V: 23 ; SEM-VI: 22 ; SEM-VII: 20											
MARKS: SEM-I:511/675; SEM-II:597/725; SEM-III:634/750; SEM-IV:647/775; SEM-V:651/775; SEM-VI:594/750; SEM-VII:437/650; TOTAL: 4503/5700 (79.00%)											
6009582	CHAVAN CHIRAG SUNIL SAYALI										
55	44	46	57	16	35						
16	13	15	14	18	60			P		389	
71	57	61	71	34	95						
3 B 8	24 3 D 6 18	3 C 7 21	3 B 8 24	1 C 7 7	6 C 7 42			19	136	7.16	
SGPI: SEM-I: 6.83 ; SEM-II: 7.30 ; SEM-III: 9.00 ; SEM-IV: 8.75 ; SEM-V: 8.09 ; SEM-VI: 7.41 ; SEM-VII: 6.95 ; CGPI: 7.76											
CREDITS: SEM-I: 18 ; SEM-II: 20 ; SEM-III: 24 ; SEM-IV: 24 ; SEM-V: 23 ; SEM-VI: 22 ; SEM-VII: 20											
MARKS: SEM-I:425/675; SEM-II:485/725; SEM-III:595/750; SEM-IV:589/775; SEM-V:558/775; SEM-VI:501/750; SEM-VII:404/650; TOTAL: 3946/5700 (69.23%)											
/- FEMALE, #- 0.229, @- 0.5042/0.5043, *- 0.5045, \$- Carried Forward Grade, ~- Dyslexia, A/ABS- Absent, F- Fails, P- Passes											
RR- Reserved, RLE- Reserve for Lower Examination, RPV- Provisional, RCC- 0.5050, ADC- Admission Cancelled											
G:Grade, GP:Grade Point, C:Credits, ãC:Sum of Credit Points, ãCG:Sum of Product of Credits & Grades											
SGPI:Semester Grade Performance Index = ãCG/ãC, CGPI:Cumulative Grade Performance Index											
% Marks : 80 and Above 75-79.99 70-74.99 60-69.99 50-59.99 45-49.99 40-44.99 Less Than 40											
Grade / Gr. Pt. : O / 10 A / 9 B / 8 C / 7 D / 6 E / 5 P / 4 F / 0											

SEAT_NO	NAME	<Course-I>	<Course-II>	<Course-III>	<Course-IV>	<Course-V>	<Course-VII>	RESULT	REMARK	TOTAL MARKS	
Th(80/32)	Th(80/32)	Th(80/32)	Th(80/32)	Tw(25/10)	Tw(50/20)					OUT OF 600	
In(20/08)	In(20/08)	In(20/08)	In(20/08)	Pr/Or(25/10)	Pr/Or(100/40)						
Total	Total	Total	Total	Total	Total						
C G GP C*G	C G GP C*G	C G GP C*G	C G GP C*G	C G GP C*G	C G GP C*G			ãC	ãCG	SGPI	
01. ECC801	OPTICAL COMMUNICATION AND NETWORKS					05. ECCDLO8014	WEB DESIGN			09. ECCDLO8023	NETWORK MANAGEMENT IN TELECOMMUNICATION
12. ILO 8011	PROJECT MANAGEMENT					21. ECL801	OPTICAL COMMUNICATION & NETWORKS LAB			22. ECP801	MAJOR PROJECT II
6009583 /DUBEY SAMRIDDI DINESH MANI											
34	54	43	57	21	40						
19	15	11	16	22	75			P		407	
53	69	54	73	43	115						
3 D 6 18 3 C 7 21 3 D 6 18 3 B 8 24 1 O 10 10 6 A 9 54								19	145	7.63	
SGPI: SEM-I: 7.56 ; SEM-II: 8.30 ; SEM-III: 8.25 ; SEM-IV: 9.38 ; SEM-V: 9.70 ; SEM-VI: 9.27 ; SEM-VII: 7.00 ; CGPI: 8.45											
CREDITS: SEM-I: 18 ; SEM-II: 20 ; SEM-III: 24 ; SEM-IV: 24 ; SEM-V: 23 ; SEM-VI: 22 ; SEM-VII: 20											
MARKS: SEM-I:464/675; SEM-II:544/725; SEM-III:550/750; SEM-IV:621/775; SEM-V:652/775; SEM-VI:589/750; SEM-VII:406/650; TOTAL: 4233/5700 (74.26%)											
6009584 GAIKAR SHUBHAM VIJAY VEENA											
49	43	47	52	16	33						
12	13	9	15	18	65			P		372	
61	56	56	67	34	98						
3 C 7 21 3 D 6 18 3 D 6 18 3 C 7 21 1 C 7 7 6 C 7 42								19	127	6.68	
SGPI: SEM-I: 6.89 ; SEM-II: 7.45 ; SEM-III: 9.46 ; SEM-IV: 9.71 ; SEM-V: 9.30 ; SEM-VI: 7.00 ; SEM-VII: 6.25 ; CGPI: 7.96											
CREDITS: SEM-I: 18 ; SEM-II: 20 ; SEM-III: 24 ; SEM-IV: 24 ; SEM-V: 23 ; SEM-VI: 22 ; SEM-VII: 20											
MARKS: SEM-I:431/675; SEM-II:488/725; SEM-III:604/750; SEM-IV:638/775; SEM-V:614/775; SEM-VI:480/750; SEM-VII:363/650; TOTAL: 3990/5700 (70.00%)											
6009585 GHARAT ARCHIT RAJESH MANISHA											
64	50	39	59	18	38						
14	13	13	17	19	65			P		409	
78	63	52	76	37	103						
3 A 9 27 3 C 7 21 3 D 6 18 3 A 9 27 1 B 8 8 6 C 7 42								19	143	7.53	
SGPI: SEM-I: 7.06 ; SEM-II: 7.13 ; SEM-III: 7.38 ; SEM-IV: 8.75 ; SEM-V: 9.00 ; SEM-VI: 8.50 ; SEM-VII: 7.40 ; CGPI: 7.89											
CREDITS: SEM-I: 18 ; SEM-II: 20 ; SEM-III: 24 ; SEM-IV: 24 ; SEM-V: 23 ; SEM-VI: 22 ; SEM-VII: 20											
MARKS: SEM-I:427/675; SEM-II:466/725; SEM-III:489/750; SEM-IV:590/775; SEM-V:590/775; SEM-VI:551/750; SEM-VII:429/650; TOTAL: 3951/5700 (69.32%)											
/- FEMALE, #- 0.229, @- 0.5042/0.5043, *- 0.5045, \$- Carried Forward Grade, ~- Dyslexia, A/ABS- Absent, F- Fails, P- Passes											
RR- Reserved, RLE- Reserve for Lower Examination, RPV- Provisional, RCC- 0.5050, ADC- Admission Cancelled											
G:Grade, GP:Grade Point, C:Credits, ãC:Sum of Credit Points, ãCG:Sum of Product of Credits & Grades											
SGPI:Semester Grade Performance Index = ãCG/ãC, CGPI:Cumulative Grade Performance Index											
% Marks : 80 and Above 75-79.99 70-74.99 60-69.99 50-59.99 45-49.99 40-44.99 Less Than 40											
Grade / Gr. Pt. : O / 10 A / 9 B / 8 C / 7 D / 6 E / 5 P / 4 F / 0											

SEAT_NO	NAME	<Course-I>	<Course-II>	<Course-III>	<Course-IV>	<Course-V>	<Course-VII>	RESULT	REMARK	TOTAL MARKS
Th(80/32)	Th(80/32)	Th(80/32)	Th(80/32)	Tw(25/10)	Tw(50/20)					OUT OF 600
In(20/08)	In(20/08)	In(20/08)	In(20/08)	Pr/Or(25/10)	Pr/Or(100/40)					
Total	Total	Total	Total	Total	Total					
C G GP C*G	C G GP C*G	C G GP C*G	C G GP C*G	C G GP C*G	C G GP C*G			ãC	ãCG	SGPI
01. ECC801	OPTICAL COMMUNICATION AND NETWORKS			05. ECCDLO8014	WEB DESIGN			09. ECCDLO8023	NETWORK MANAGEMENT IN TELECOMMUNICATION	
12. ILO 8011	PROJECT MANAGEMENT			21. ECL801	OPTICAL COMMUNICATION & NETWORKS LAB			22. ECP801	MAJOR PROJECT II	
6009586	JAIN BHAVIN INDERMAL POONAM									
49	53	53	58	20	37					
19	16	14	18	21	71			P		429
68	69	67	76	41	108					
3 C 7 21 3 C 7 21 3 C 7 21 3 A 9 27 1 O 10 10 6 B 8 48 19 148 7.79										
SGPI: SEM-I: 8.31 ; SEM-II: 6.75 ; SEM-III: 9.42 ; SEM-IV: 8.79 ; SEM-V: 8.48 ; SEM-VI: 8.09 ; SEM-VII: 8.05 ; CGPI: 8.26										
CREDITS: SEM-I: 18 ; SEM-II: 20 ; SEM-III: 24 ; SEM-IV: 24 ; SEM-V: 23 ; SEM-VI: 22 ; SEM-VII: 20										
MARKS: SEM-I:491/675; SEM-II:453/725; SEM-III:618/750; SEM-IV:587/775; SEM-V:578/775; SEM-VI:537/750; SEM-VII:457/650; TOTAL: 4150/5700 (72.81%)										
6009587	JOSHI MAYANK LALIT JYOTI									
43	42	44	58	18	35					
16	12	10	12	20	65			P		375
59	54	54	70	38	100					
3 D 6 18 3 D 6 18 3 D 6 18 3 B 8 24 1 A 9 9 6 C 7 42 19 129 6.79										
SGPI: SEM-I: 7.17 ; SEM-II: 7.68 ; SEM-III: 9.63 ; SEM-IV: 9.38 ; SEM-V: 9.35 ; SEM-VI: 9.50 ; SEM-VII: 6.70 ; CGPI: 8.39										
CREDITS: SEM-I: 18 ; SEM-II: 20 ; SEM-III: 24 ; SEM-IV: 24 ; SEM-V: 23 ; SEM-VI: 22 ; SEM-VII: 20										
MARKS: SEM-I:437/675; SEM-II:497/725; SEM-III:618/750; SEM-IV:632/775; SEM-V:629/775; SEM-VI:604/750; SEM-VII:396/650; TOTAL: 4188/5700 (73.47%)										
6009588	KUNDU MITHUN PANKAJ SAPNA									
61	62	48	67	18	35					
16	16	11	17	19	65			P		435
77	78	59	84	37	100					
3 A 9 27 3 A 9 27 3 D 6 18 3 O 10 30 1 B 8 8 6 C 7 42 19 152 8.00										
SGPI: SEM-I: 7.72 ; SEM-II: 8.23 ; SEM-III: 9.92 ; SEM-IV: 9.63 ; SEM-V: 9.22 ; SEM-VI: 9.09 ; SEM-VII: 7.10 ; CGPI: 8.70										
CREDITS: SEM-I: 18 ; SEM-II: 20 ; SEM-III: 24 ; SEM-IV: 24 ; SEM-V: 23 ; SEM-VI: 22 ; SEM-VII: 20										
MARKS: SEM-I:465/675; SEM-II:536/725; SEM-III:650/750; SEM-IV:644/775; SEM-V:631/775; SEM-VI:595/750; SEM-VII:425/650; TOTAL: 4381/5700 (76.86%)										
/- FEMALE, #- 0.229, @- 0.5042/0.5043, *- 0.5045, \$- Carried Forward Grade, ~- Dyslexia, A/ABS- Absent, F- Fails, P- Passes										
RR- Reserved, RLE- Reserve for Lower Examination, RPV- Provisional, RCC- 0.5050, ADC- Admission Cancelled										
G:Grade, GP:Grade Point, C:Credits, ãC:Sum of Credit Points, ãCG:Sum of Product of Credits & Grades										
SGPI:Semester Grade Performance Index = ãCG/ãC, CGPI:Cumulative Grade Performance Index										
% Marks : 80 and Above 75-79.99 70-74.99 60-69.99 50-59.99 45-49.99 40-44.99 Less Than 40										
Grade / Gr. Pt. : O / 10 A / 9 B / 8 C / 7 D / 6 E / 5 P / 4 F / 0										

SEAT_NO	NAME	<Course-I>	<Course-II>	<Course-III>	<Course-IV>	<Course-V>	<Course-VII>	RESULT	REMARK	TOTAL MARKS
Th(80/32)	Th(80/32)	Th(80/32)	Th(80/32)	Tw(25/10)	Tw(50/20)					OUT OF 600
In(20/08)	In(20/08)	In(20/08)	In(20/08)	Pr/Or(25/10)	Pr/Or(100/40)					
Total	Total	Total	Total	Total	Total					
C G GP C*G	C G GP C*G	C G GP C*G	C G GP C*G	C G GP C*G	C G GP C*G			ãC	ãCG	SGPI
01. ECC801	OPTICAL COMMUNICATION AND NETWORKS			05. ECCDLO8014	WEB DESIGN			09. ECCDLO8023	NETWORK MANAGEMENT IN TELECOMMUNICATION	
12. ILO 8011	PROJECT MANAGEMENT			21. ECL801	OPTICAL COMMUNICATION & NETWORKS LAB			22. ECP801	MAJOR PROJECT II	
6009589	PANDEY SITANSHU KAILASH VIMLA									
54	51	56	54	16	40					
12	13	11	17	22	72			P	RLE	418
66	64	67	71	38	112					
3 C 7 21 3 C 7 21 3 C 7 21 3 B 8 24 1 A 9 9 6 B 8 48								19 144	7.58	
SGPI: SEM-I: 7.44 ; SEM-II: 7.60 ; SEM-III: 9.46 ; SEM-IV: 9.25 ; SEM-V: 9.57 ; SEM-VI: 7.14 ; SEM-VII: -- ; CGPI: --										
CREDITS: SEM-I: 18 ; SEM-II: 20 ; SEM-III: 24 ; SEM-IV: 24 ; SEM-V: 23 ; SEM-VI: 22 ; SEM-VII: --										
MARKS: SEM-I:449/675; SEM-II:481/725; SEM-III:634/750; SEM-IV:625/775; SEM-V:630/775; SEM-VI:490/750; SEM-VII:-- ; TOTAL: --										
6009590	PETKAR ARHAT BHIMRAO MADHAVI									
40	46	53	33	14	35					
10	8	10	11	16	60			P	RLE	336
50	54	63	44	30	95					
3 D 6 18 3 D 6 18 3 C 7 21 3 P 4 12 1 C 7 7 6 C 7 42								19 118	6.21	
SGPI: SEM-I: 6.42 ; SEM-II: 6.75 ; SEM-III: 8.58 ; SEM-IV: 7.58 ; SEM-V: 7.87 ; SEM-VI: 5.91 ; SEM-VII: -- ; CGPI: --										
CREDITS: SEM-I: 18 ; SEM-II: 20 ; SEM-III: 24 ; SEM-IV: 24 ; SEM-V: 23 ; SEM-VI: 22 ; SEM-VII: --										
MARKS: SEM-I:410/675; SEM-II:454/725; SEM-III:564/750; SEM-IV:525/775; SEM-V:538/775; SEM-VI:408/750; SEM-VII:-- ; TOTAL: --										
6009591	SINGH NISHANT RADHARAMAN RENU									
26 *	40	35	46	16	37					
9	11	8	12	17	70			P		327
35	51	43	58	33	107					
3 P 4 12 3 D 6 18 3 P 4 12 3 D 6 18 1 C 7 7 6 B 8 48								19 115	6.05	
SGPI: SEM-I: 6.75 ; SEM-II: 7.63 ; SEM-III: 9.04 ; SEM-IV: 8.92 ; SEM-V: 9.04 ; SEM-VI: 6.45 ; SEM-VII: 6.00 ; CGPI: 7.59										
CREDITS: SEM-I: 18 ; SEM-II: 20 ; SEM-III: 24 ; SEM-IV: 24 ; SEM-V: 23 ; SEM-VI: 22 ; SEM-VII: 20										
MARKS: SEM-I:424/675; SEM-II:493/725; SEM-III:592/750; SEM-IV:591/775; SEM-V:607/775; SEM-VI:448/750; SEM-VII:342/650; TOTAL: 3824/5700 (67.09%)										
/- FEMALE, #- 0.229, @- 0.5042/0.5043, *- 0.5045, \$- Carried Forward Grade, ~- Dyslexia, A/ABS- Absent, F- Fails, P- Passes										
RR- Reserved, RLE- Reserve for Lower Examination, RPV- Provisional, RCC- 0.5050, ADC- Admission Cancelled										
G:Grade, GP:Grade Point, C:Credits, ãC:Sum of Credit Points, ãCG:Sum of Product of Credits & Grades										
SGPI:Semester Grade Performance Index = ãCG/ãC, CGPI:Cumulative Grade Performance Index										
% Marks : 80 and Above 75-79.99 70-74.99 60-69.99 50-59.99 45-49.99 40-44.99 Less Than 40										
Grade / Gr. Pt. : O / 10 A / 9 B / 8 C / 7 D / 6 E / 5 P / 4 F / 0										

SEAT_NO	NAME	<Course-I>	<Course-II>	<Course-III>	<Course-IV>	<Course-V>	<Course-VII>	RESULT	REMARK	TOTAL MARKS
Th(80/32)	Th(80/32)	Th(80/32)	Th(80/32)	Tw(25/10)	Tw(50/20)					OUT OF 600
In(20/08)	In(20/08)	In(20/08)	In(20/08)	Pr/Or(25/10)	Pr/Or(100/40)					
Total	Total	Total	Total	Total	Total					
C G GP C*G	C G GP C*G	C G GP C*G	C G GP C*G	C G GP C*G	C G GP C*G			ãC	ãCG	SGPI
01. ECC801	OPTICAL COMMUNICATION AND NETWORKS			05. ECCDLO8014	WEB DESIGN			09. ECCDLO8023	NETWORK MANAGEMENT IN TELECOMMUNICATION	
12. ILO 8011	PROJECT MANAGEMENT			21. ECL801	OPTICAL COMMUNICATION & NETWORKS LAB			22. ECP801	MAJOR PROJECT II	
6009592	SONIGARA KEVAL HARSUKHBHAI RENUKABEN									
37	47	35	49	15	35					
13	13	11	16	18	60			P		349
50	60	46	65	33	95					
3 D 6 18 3 C 7 21 3 E 5 15 3 C 7 21 1 C 7 7 6 C 7 42								19	124	6.53
SGPI: SEM-I: 7.92 ; SEM-II: 7.60 ; SEM-III: 9.46 ; SEM-IV: 8.88 ; SEM-V: 8.57 ; SEM-VI: 6.82 ; SEM-VII: 6.40 ;								CGPI: 7.85		
CREDITS: SEM-I: 18 ; SEM-II: 20 ; SEM-III: 24 ; SEM-IV: 24 ; SEM-V: 23 ; SEM-VI: 22 ; SEM-VII: 20										
MARKS: SEM-I:482/675; SEM-II:496/725; SEM-III:613/750; SEM-IV:589/775; SEM-V:571/775; SEM-VI:484/750; SEM-VII:381/650; TOTAL: 3965/5700 (69.56%)										
6009593	VAISHNAV VISHAL BHAVAR HEMA VAISHNAV									
39	57	44	57	22	38					
15	13	13	17	20	75			P	RPV	410
54	70	57	74	42	113					
3 D 6 18 3 B 8 24 3 D 6 18 3 B 8 24 1 O 10 10 6 A 9 54								19	148	7.79
SGPI: SEM-I: 7.72 ; SEM-II: 9.25 ; SEM-III: 9.50 ; SEM-IV: 9.08 ; SEM-V: 9.39 ; SEM-VI: 8.73 ; SEM-VII: 6.75 ;								CGPI: --		
CREDITS: SEM-I: 18 ; SEM-II: 20 ; SEM-III: 24 ; SEM-IV: 24 ; SEM-V: 23 ; SEM-VI: 22 ; SEM-VII: 20										
MARKS: SEM-I:481/675; SEM-II:586/725; SEM-III:622/750; SEM-IV:622/775; SEM-V:640/775; SEM-VI:579/750; SEM-VII:388/650; TOTAL: --										
6009594	VARTAK VARAD DEEPAK VAISHALI									
37	33	32	44	23	41					
18	12	14	17	22	80			P		373
55	45	46	61	45	121					
3 D 6 18 3 E 5 15 3 E 5 15 3 C 7 21 1 O 10 10 6 O 10 60								19	139	7.32
SGPI: SEM-I: 7.33 ; SEM-II: 8.60 ; SEM-III: 9.29 ; SEM-IV: 9.38 ; SEM-V: 9.91 ; SEM-VI: 8.23 ; SEM-VII: 7.15 ;								CGPI: 8.49		
CREDITS: SEM-I: 18 ; SEM-II: 20 ; SEM-III: 24 ; SEM-IV: 24 ; SEM-V: 23 ; SEM-VI: 22 ; SEM-VII: 20										
MARKS: SEM-I:464/675; SEM-II:555/725; SEM-III:625/750; SEM-IV:634/775; SEM-V:681/775; SEM-VI:557/750; SEM-VII:401/650; TOTAL: 4290/5700 (75.26%)										
/- FEMALE, #- 0.229, @- 0.5042/0.5043, *- 0.5045, \$- Carried Forward Grade, ~- Dyslexia, A/ABS- Absent, F- Fails, P- Passes RR- Reserved, RLE- Reserve for Lower Examination, RPV- Provisional, RCC- 0.5050, ADC- Admission Cancelled G:Grade, GP:Grade Point, C:Credits, ãC:Sum of Credit Points, ãCG:Sum of Product of Credits & Grades SGPI:Semester Grade Performance Index = ãCG/ãC, CGPI:Cumulative Grade Performance Index % Marks : 80 and Above 75-79.99 70-74.99 60-69.99 50-59.99 45-49.99 40-44.99 Less Than 40 Grade / Gr. Pt. : O / 10 A / 9 B / 8 C / 7 D / 6 E / 5 P / 4 F / 0										



*A. Rupere*  
Dr. Amtria Rupere  
(HoD, EXTC)  
HEAD  
Dept. of Electronics and  
Telecommunication Engg.,  
Vidyavardhini's College of  
Engineering & Technology,  
Vasai Road, Vasai, Mumbai - 401 204



UNIVERSITY OF MUMBAI

Page No.: 847

OFFICE REGISTER FOR THE B.E. (COMPUTER ENGINEERING) (SEM VIII) (CBCS) ('C'SCHEME) EXAMINATION HELD IN MAY 2023  
COLLEGE/CENTRE NAME:466:VCET

RESULT DATE :- JULY 12, 2023

SEAT_NO	NAME	<Course-I>	<Course-II>	<Course-III>	<Course-IV>	<Course-V>	<Course-VI>	<Course-VII>	<Course-VIII>	RESULT	REMARK	TOTAL MARKS								
		Th(80/32)	Th(80/32)	Th(80/32)	Th(80/32)	Tw(25/10)	Tw(25/10)	Tw(25/10)	Tw(100/40)			OUT OF 700								
		In(20/08)	In(20/08)	In(20/08)	In(20/08)	Or(25/10)	Or(25/10)	Or/Pr(25/10)	Or/Pr(50/20)											
		Total	Total	Total	Total	Total	Total	Total	Total											
		C G GP C*G	C G GP C*G	C G GP C*G	C G GP C*G	C G GP C*G	C G GP C*G	C G GP C*G	C G GP C*G	âC	âCG	SGPI								
01. CSC801	DISTRIBUTED COMPUTING					04. CSDC8013	APPLIED DATA SCIENCE		06. CSDC8022		HIGH PERFORMANCE COMPUTING									
16. ILO8029	ENVIRONMENTAL MANAGEMENT					17. CSL801	DISTRIBUTED COMPUTING LAB		20. CSDL8013		APPLIED DATA SCIENCE LAB									
22. CSDL8022	HIGH PERFORMANCE COMPUTING LAB					24. CSP801	MAJOR PROJECT II													
6033199	DUBEY ADARSH KUMAR GIRISH CHAND SUMAN																			
		63	67	67	59	23	22	21	90											
		18	18	20	17	20	19	22	45	P		591								
		81	85	87	76	43	41	43	135											
		3 O 10	30	3 O 10	30	3 O 10	30	3 A 9 27	1 O 10	10	1 O 10	10	1 O 10	10	6 O 10	60	21	207	9.86	
		SGPI: SEM-I: 9.56 ; SEM-II: 9.90 ; SEM-III:10.00 ; SEM-IV: 9.96 ; SEM-V: 9.96 ; SEM-VI: 9.52 ; SEM-VII: 7.91 ; CGPI: 9.59																		
		CREDITS: SEM-I: 18 ; SEM-II: 20 ; SEM-III: 23 ; SEM-IV: 24 ; SEM-V: 23 ; SEM-VI: 23 ; SEM-VII: 22																		
		MARKS: SEM-I:574/675; SEM-II:624/725; SEM-III:673/775; SEM-IV:675/775; SEM-V:685/775; SEM-VI:635/775; SEM-VII:514/725; TOTAL: 4971/5925 (83.90%)																		
6033200	/GAWDE MRUNMAI SANJAY SNEHA																			
		58	59	51	57	21	23	23	90											
		13	16	16	11	17	19	21	45	P		540								
		71	75	67	68	38	42	44	135											
		3 B 8	24	3 A 9	27	3 C 7	21	3 C 7	21	1 A 9	9	1 O 10	10	1 O 10	10	6 O 10	60	21	182	8.67
		SGPI: SEM-I: 8.72 ; SEM-II: 9.90 ; SEM-III: 9.65 ; SEM-IV: 9.58 ; SEM-V: 9.43 ; SEM-VI: 7.65 ; SEM-VII: 7.82 ; CGPI: 8.93																		
		CREDITS: SEM-I: 18 ; SEM-II: 20 ; SEM-III: 23 ; SEM-IV: 24 ; SEM-V: 23 ; SEM-VI: 23 ; SEM-VII: 22																		
		MARKS: SEM-I:526/675; SEM-II:620/725; SEM-III:636/775; SEM-IV:636/775; SEM-V:631/775; SEM-VI:527/775; SEM-VII:507/725; TOTAL: 4623/5925 (78.03%)																		
6033201	KANHIRATHINGAL VAISHNAV PRASHANT RESHMI																			
		37	46	58	39	11	12	15	83											
		12	14	13	13	17	15	17	43	P		445								
		49	60	71	52	28	27	32	126											
		3 E 5	15	3 C 7	21	3 B 8	24	3 D 6	18	1 D 6	6	1 D 6	6	1 C 7	7	6 O 10	60	21	157	7.48
		SGPI: SEM-I: 6.06 ; SEM-II: 6.93 ; SEM-III: 8.57 ; SEM-IV: 8.54 ; SEM-V: 8.70 ; SEM-VI: 7.39 ; SEM-VII: 7.09 ; CGPI: 7.66 @0.09																		
		CREDITS: SEM-I: 18 ; SEM-II: 20 ; SEM-III: 23 ; SEM-IV: 24 ; SEM-V: 23 ; SEM-VI: 23 ; SEM-VII: 22																		
		MARKS: SEM-I:386/675; SEM-II:458/725; SEM-III:585/775; SEM-IV:569/775; SEM-V:591/775; SEM-VI:515/775; SEM-VII:451/725; TOTAL: 4000/5925 (67.51%)																		
/- FEMALE, #- 0.229, @- 0.5042/0.5043, *- 0.5045, \$- Carried Forward Grade, ~- Dyslexia, A/ABS- Absent, F- Fails, P- Passes RR- Reserved, RLE- Reserve for Lower Examination, RPV- Provisional, RCC- 0.5050, ADC- Admission Cancelled G:Grade, GP:Grade Point, C:Credits, âC:Sum of Credit Points, âCG:Sum of Product of Credits & Grades SGPI:Semester Grade Performance Index = âCG/âC, CGPI:Cumulative Grade Performance Index % Marks : 80 and Above 75-79.99 70-74.99 60-69.99 50-59.99 45-49.99 40-44.99 Less Than 40 Grade / Gr. Pt. : O / 10 A / 9 B / 8 C / 7 D / 6 E / 5 P / 4 F / 0																				

SEAT_NO	NAME	<Course-I>	<Course-II>	<Course-III>	<Course-IV>	<Course-V>	<Course-VI>	<Course-VII>	<Course-VIII>	RESULT REMARK	TOTAL MARKS	
		Th(80/32)	Th(80/32)	Th(80/32)	Th(80/32)	Tw(25/10)	Tw(25/10)	Tw(25/10)	Tw(100/40)		OUT OF 700	
		In(20/08)	In(20/08)	In(20/08)	In(20/08)	Or(25/10)	Or(25/10)	Or/Pr(25/10)	Or/Pr(50/20)			
		Total	Total	Total	Total	Total	Total	Total	Total			
		C G GP C*G	C G GP C*G	C G GP C*G	C G GP C*G	C G GP C*G	C G GP C*G	C G GP C*G	C G GP C*G	ãC ãCG SGPI		
01.	CSC801	DISTRIBUTED COMPUTING				04.	CSDC8013	APPLIED DATA SCIENCE		06.	CSDC8022	HIGH PERFORMANCE COMPUTING
16.	ILO8029	ENVIRONMENTAL MANAGEMENT				17.	CSL801	DISTRIBUTED COMPUTING LAB		20.	CSDL8013	APPLIED DATA SCIENCE LAB
22.	CSDL8022	HIGH PERFORMANCE COMPUTING LAB				24.	CSP801	MAJOR PROJECT II				

6033202	KHAN ADIL JALALUDDIN KHAN IRFANA KHAN											
	38	43	44	68	12	12	14	82				
	12	14	11	15	16	15	18	43	P		457	
	50	57	55	83	28	27	32	125				
	3 D 6 18	3 D 6 18	3 D 6 18	3 O 10 30	1 D 6 6	1 D 6 6	1 C 7 7	6 O 10 60	21	163	7.76	
	SGPI: SEM-I: 5.64 ; SEM-II: 6.65 ; SEM-III: 9.00 ; SEM-IV: 8.63 ; SEM-V: 9.39 ; SEM-VI: 6.74 ; SEM-VII: 6.91 ; CGPI: 7.67 @0.08											
	CREDITS: SEM-I: 18 ; SEM-II: 20 ; SEM-III: 23 ; SEM-IV: 24 ; SEM-V: 23 ; SEM-VI: 23 ; SEM-VII: 22											
	MARKS: SEM-I:369/675; SEM-II:441/725; SEM-III:598/775; SEM-IV:576/775; SEM-V:618/775; SEM-VI:478/775; SEM-VII:447/725; TOTAL: 3984/5925 (67.24%)											

6033203	KHARAT VAIBHAV MAHENDRA KALPANA											
	49	42	40	60	13	12	15	83				
	11	12	14	13	16	14	19	43	P		456	
	60	54	54	73	29	26	34	126				
	3 C 7 21	3 D 6 18	3 D 6 18	3 B 8 24	1 D 6 6	1 D 6 6	1 C 7 7	6 O 10 60	21	160	7.62	
	SGPI: SEM-I: 6.39 ; SEM-II: 6.15 ; SEM-III: 8.74 ; SEM-IV: 8.63 ; SEM-V: 8.91 ; SEM-VI: 7.48 ; SEM-VII: 6.45 ; CGPI: 7.62											
	CREDITS: SEM-I: 18 ; SEM-II: 20 ; SEM-III: 23 ; SEM-IV: 24 ; SEM-V: 23 ; SEM-VI: 23 ; SEM-VII: 22											
	MARKS: SEM-I:406/675; SEM-II:393/725; SEM-III:596/775; SEM-IV:578/775; SEM-V:602/775; SEM-VI:515/775; SEM-VII:421/725; TOTAL: 3967/5925 (66.95%)											

6033204	MHATRE MANAS PRAKASH PRAJAKTA											
	47	56	44	39	16	15	14	80				
	16	16	15	15	21	17	21	40	P		472	
	63	72	59	54	37	32	35	120				
	3 C 7 21	3 B 8 24	3 D 6 18	3 D 6 18	1 B 8 8	1 C 7 7	1 B 8 8	6 O 10 60	21	164	7.81	
	SGPI: SEM-I: 8.11 ; SEM-II: 8.65 ; SEM-III:10.00 ; SEM-IV: 9.71 ; SEM-V: 9.96 ; SEM-VI: 8.52 ; SEM-VII: 7.59 ; CGPI: 8.84											
	CREDITS: SEM-I: 18 ; SEM-II: 20 ; SEM-III: 23 ; SEM-IV: 24 ; SEM-V: 23 ; SEM-VI: 23 ; SEM-VII: 22											
	MARKS: SEM-I:495/675; SEM-II:553/725; SEM-III:666/775; SEM-IV:648/775; SEM-V:667/775; SEM-VI:580/775; SEM-VII:492/725; TOTAL: 4573/5925 (77.18%)											

/- FEMALE, #- 0.229, @- 0.5042/0.5043, \*- 0.5045, \$- Carried Forward Grade, ~- Dyslexia, A/ABS- Absent, F- Fails, P- Passes

RR- Reserved, RLE- Reserve for Lower Examination, RPV- Provisional, RCC- 0.5050, ADC- Admission Cancelled

G:Grade, GP:Grade Point, C:Credits, ãC:Sum of Credit Points, ãCG:Sum of Product of Credits & Grades

SGPI:Semester Grade Performance Index = ãCG/ãC, CGPI:Cumulative Grade Performance Index

% Marks : 80 and Above 75-79.99 70-74.99 60-69.99 50-59.99 45-49.99 40-44.99 Less Than 40

Grade / Gr. Pt. : O / 10 A / 9 B / 8 C / 7 D / 6 E / 5 P / 4 F / 0

SEAT_NO	NAME	<Course-I>	<Course-II>	<Course-III>	<Course-IV>	<Course-V>	<Course-VI>	<Course-VII>	<Course-VIII>	RESULT REMARK	TOTAL MARKS
Th(80/32)	Th(80/32)	Th(80/32)	Th(80/32)	Tw(25/10)	Tw(25/10)	Tw(25/10)	Tw(100/40)			OUT OF 700	
In(20/08)	In(20/08)	In(20/08)	In(20/08)	Or(25/10)	Or(25/10)	Or/Pr(25/10)	Or/Pr(50/20)				
Total	Total	Total	Total	Total	Total	Total	Total				
C G GP C*G	C G GP C*G	C G GP C*G	C G GP C*G	C G GP C*G	C G GP C*G	C G GP C*G	C G GP C*G	C G GP C*G	C G GP C*G	ãC ãCG SGPI	
01. CSC801	DISTRIBUTED COMPUTING					04. CSDC8013	APPLIED DATA SCIENCE		06. CSDC8022	HIGH PERFORMANCE COMPUTING	
16. ILO8029	ENVIRONMENTAL MANAGEMENT					17. CSL801	DISTRIBUTED COMPUTING LAB		20. CSDL8013	APPLIED DATA SCIENCE LAB	
22. CSDL8022	HIGH PERFORMANCE COMPUTING LAB					24. CSP801	MAJOR PROJECT II				
-----											
6033205	PANCHAL TULSHIRAM TANAJI SHOBHA										
45	51	51	65	17	20	17	85				
11	14	15	16	16	19	20	42	P		504	
56	65	66	81	33	39	37	127				
3 D 6 18	3 C 7 21	3 C 7 21	3 O 10 30	1 C 7 7	1 A 9 9	1 B 8 8	6 O 10 60	21	174	8.29	
SGPI: SEM-I: 8.00 ; SEM-II: 8.65 ; SEM-III: 9.87 ; SEM-IV: 9.17 ; SEM-V: 9.52 ; SEM-VI: 8.04 ; SEM-VII: 7.64 ; CGPI: 8.68											
CREDITS: SEM-I: 18 ; SEM-II: 20 ; SEM-III: 23 ; SEM-IV: 24 ; SEM-V: 23 ; SEM-VI: 23 ; SEM-VII: 22											
MARKS: SEM-I:510/675; SEM-II:552/725; SEM-III:650/775; SEM-IV:615/775; SEM-V:651/775; SEM-VI:547/775; SEM-VII:495/725; TOTAL: 4524/5925 (76.35%)											
-----											
6033206	/PATIL PRACHI ANANT APEKSHA										
61	54	70	65	22	21	23	90				
19	18	17	18	21	22	23	45	P		589	
80	72	87	83	43	43	46	135				
3 O 10 30	3 B 8 24	3 O 10 30	3 O 10 30	1 O 10 10	1 O 10 10	1 O 10 10	6 O 10 60	21	204	9.71	
SGPI: SEM-I: 8.83 ; SEM-II: 9.65 ; SEM-III: 9.87 ; SEM-IV:10.00 ; SEM-V: 9.83 ; SEM-VI: 9.87 ; SEM-VII: 9.00 ; CGPI: 9.62											
CREDITS: SEM-I: 18 ; SEM-II: 20 ; SEM-III: 23 ; SEM-IV: 24 ; SEM-V: 23 ; SEM-VI: 23 ; SEM-VII: 22											
MARKS: SEM-I:532/675; SEM-II:603/725; SEM-III:659/775; SEM-IV:680/775; SEM-V:714/775; SEM-VI:661/775; SEM-VII:567/725; TOTAL: 5005/5925 (84.47%)											
-----											
6033207	/PRABHU AMISHA GOVIND GAYATRI										
63	63	54	54	23	23	23	90				
18	20	20	18	18	20	23	45	P		575	
81	83	74	72	41	43	46	135				
3 O 10 30	3 O 10 30	3 B 8 24	3 B 8 24	1 O 10 10	1 O 10 10	1 O 10 10	6 O 10 60	21	198	9.43	
SGPI: SEM-I: 8.67 ; SEM-II: 9.85 ; SEM-III: 8.83 ; SEM-IV: 9.75 ; SEM-V: 9.57 ; SEM-VI: 9.83 ; SEM-VII: 8.91 ; CGPI: 9.37											
CREDITS: SEM-I: 18 ; SEM-II: 20 ; SEM-III: 23 ; SEM-IV: 24 ; SEM-V: 23 ; SEM-VI: 23 ; SEM-VII: 22											
MARKS: SEM-I:526/675; SEM-II:611/725; SEM-III:611/775; SEM-IV:644/775; SEM-V:680/775; SEM-VI:637/775; SEM-VII:562/725; TOTAL: 4846/5925 (81.79%)											
-----											
/- FEMALE, #- 0.229, @- 0.5042/0.5043, *- 0.5045, \$- Carried Forward Grade, ~- Dyslexia, A/ABS- Absent, F- Fails, P- Passes											
RR- Reserved, RLE- Reserve for Lower Examination, RPV- Provisional, RCC- 0.5050, ADC- Admission Cancelled											
G:Grade, GP:Grade Point, C:Credits, ãC:Sum of Credit Points, ãCG:Sum of Product of Credits & Grades											
SGPI:Semester Grade Performance Index = ãCG/ãC, CGPI:Cumulative Grade Performance Index											
% Marks : 80 and Above 75-79.99 70-74.99 60-69.99 50-59.99 45-49.99 40-44.99 Less Than 40											
Grade / Gr. Pt. : O / 10 A / 9 B / 8 C / 7 D / 6 E / 5 P / 4 F / 0											
-----											

SEAT_NO	NAME	<Course-I>	<Course-II>	<Course-III>	<Course-IV>	<Course-V >	<Course-VI>	<Course-VII>	<Course-VIII>	RESULT REMARK	TOTAL MARKS OUT OF 700	
		Th(80/32)	Th(80/32)	Th(80/32)	Th(80/32)	Tw(25/10)	Tw(25/10)	Tw(25/10)	Tw(100/40)			
		In(20/08)	In(20/08)	In(20/08)	In(20/08)	Or(25/10)	Or(25/10)	Or/Pr(25/10)	Or/Pr(50/20)			
		Total	Total	Total	Total	Total	Total	Total	Total			
		C G GP C*G	C G GP C*G	C G GP C*G	C G GP C*G	C G GP C*G	C G GP C*G	C G GP C*G	C G GP C*G	ãC	ãCG	SGPI
01.	CSC801	DISTRIBUTED COMPUTING				04.	CSDC8013	APPLIED DATA SCIENCE		06.	CSDC8022	HIGH PERFORMANCE COMPUTING
16.	ILO8029	ENVIRONMENTAL MANAGEMENT				17.	CSL801	DISTRIBUTED COMPUTING LAB		20.	CSDL8013	APPLIED DATA SCIENCE LAB
22.	CSDL8022	HIGH PERFORMANCE COMPUTING LAB				24.	CSP801	MAJOR PROJECT II				
-----												
6033208	PRAJAPAT ANMOL JAWANMAL REKHA											
		67	47	65	57	18	12	18	90			
		12	17	15	15	18	20	22	45	P		538
		79	64	80	72	36	32	40	135			
		3 A 9 27	3 C 7 21	3 O 10 30	3 B 8 24	1 B 8 8	1 C 7 7	1 O 10 10	6 O 10 60	21	187	8.90
		SGPI: SEM-I: 8.56 ; SEM-II: 9.20 ; SEM-III: 9.52 ; SEM-IV: 9.63 ; SEM-V: 9.78 ; SEM-VI: 8.30 ; SEM-VII: 7.91 ; CGPI: 8.99										
		CREDITS: SEM-I: 18 ; SEM-II: 20 ; SEM-III: 23 ; SEM-IV: 24 ; SEM-V: 23 ; SEM-VI: 23 ; SEM-VII: 22										
		MARKS: SEM-I:509/675; SEM-II:573/725; SEM-III:629/775; SEM-IV:642/775; SEM-V:654/775; SEM-VI:567/775; SEM-VII:515/725; TOTAL: 4627/5925 (78.09%)										
-----												
6033209	/RASAL NEHA RAGHUNATH VAISHALI											
		51	52	51	39	18	18	17	75			
		11	11	13	15	17	20	18	37	P		463
		62	63	64	54	35	38	35	112			
		3 C 7 21	3 C 7 21	3 C 7 21	3 D 6 18	1 B 8 8	1 A 9 9	1 B 8 8	6 B 8 48	21	154	7.33
		(DIPLOMA STUDENT) SGPI: SEM-III: 9.48 ; SEM-IV: 9.58 ; SEM-V: 9.17 ; SEM-VI: 7.26 ; SEM-VII: 6.95 ; CGPI: 8.33										
		CREDITS: SEM-III: 23 ; SEM-IV: 24 ; SEM-V: 23 ; SEM-VI: 23 ; SEM-VII: 22										
		MARKS: SEM-III:634/775; SEM-IV:629/775; SEM-V:620/775; SEM-VI:491/775; SEM-VII:457/725; TOTAL: 3294/4525 (72.80%)										
-----												
6033210	/RAUL SAKSHI PRASHANT PRANALI											
		46	67	60	59	19	21	23	90			
		16	17	17	17	18	19	21	45	P		555
		62	84	77	76	37	40	44	135			
		3 C 7 21	3 O 10 30	3 A 9 27	3 A 9 27	1 B 8 8	1 O 10 10	1 O 10 10	6 O 10 60	21	193	9.19
		SGPI: SEM-I: 7.89 ; SEM-II: 9.50 ; SEM-III: 9.78 ; SEM-IV: 9.92 ; SEM-V: 9.70 ; SEM-VI: 8.91 ; SEM-VII: 8.50 ; CGPI: 9.21										
		CREDITS: SEM-I: 18 ; SEM-II: 20 ; SEM-III: 23 ; SEM-IV: 24 ; SEM-V: 23 ; SEM-VI: 23 ; SEM-VII: 22										
		MARKS: SEM-I:499/675; SEM-II:589/725; SEM-III:641/775; SEM-IV:671/775; SEM-V:680/775; SEM-VI:598/775; SEM-VII:553/725; TOTAL: 4786/5925 (80.78%)										
-----												
/- FEMALE, #- 0.229, @- 0.5042/0.5043, *- 0.5045, \$- Carried Forward Grade, ~- Dyslexia, A/ABS- Absent, F- Fails, P- Passes												
RR- Reserved, RLE- Reserve for Lower Examination, RPV- Provisional, RCC- 0.5050, ADC- Admission Cancelled												
G:Grade, GP:Grade Point, C:Credits, ãC:Sum of Credit Points, ãCG:Sum of Product of Credits & Grades												
SGPI:Semester Grade Performance Index = ãCG/ãC, CGPI:Cumulative Grade Performance Index												
% Marks : 80 and Above 75-79.99 70-74.99 60-69.99 50-59.99 45-49.99 40-44.99 Less Than 40												
Grade / Gr. Pt. : O / 10 A / 9 B / 8 C / 7 D / 6 E / 5 P / 4 F / 0												

SEAT_NO	NAME	<Course-I>	<Course-II>	<Course-III>	<Course-IV>	<Course-V >	<Course-VI>	<Course-VII>	<Course-VIII>	RESULT REMARK	TOTAL MARKS	
		Th(80/32)	Th(80/32)	Th(80/32)	Th(80/32)	Tw(25/10)	Tw(25/10)	Tw(25/10)	Tw(100/40)		OUT OF 700	
		In(20/08)	In(20/08)	In(20/08)	In(20/08)	Or(25/10)	Or(25/10)	Or/Pr(25/10)	Or/Pr(50/20)			
		Total	Total	Total	Total	Total	Total	Total	Total			
		C G GP C*G	C G GP C*G	C G GP C*G	C G GP C*G	C G GP C*G	C G GP C*G	C G GP C*G	C G GP C*G	ãC ãCG SGPI		
01.	CSC801	DISTRIBUTED COMPUTING				04.	CSDC8013	APPLIED DATA SCIENCE		06.	CSDC8022	HIGH PERFORMANCE COMPUTING
16.	ILO8029	ENVIRONMENTAL MANAGEMENT				17.	CSL801	DISTRIBUTED COMPUTING LAB		20.	CSDL8013	APPLIED DATA SCIENCE LAB
22.	CSDL8022	HIGH PERFORMANCE COMPUTING LAB				24.	CSP801	MAJOR PROJECT II				

6033211 /RAUT DHANISHA ABHAY USHA

65	69	62	56	20	21	20	90				
20	18	19	17	20	18	21	45	P		581	
85	87	81	73	40	39	41	135				
3 O 10	30	3 O 10	30	3 O 10	30	3 B 8 24	1 O 10 10	1 A 9 9	1 O 10 10	6 O 10 60	21 203 9.67
SGPI: SEM-I: 8.61 ; SEM-II: 9.90 ; SEM-III: 9.61 ; SEM-IV: 9.83 ; SEM-V: 9.83 ; SEM-VI: 9.61 ; SEM-VII: 9.36 ; CGPI: 9.57											
CREDITS: SEM-I: 18 ; SEM-II: 20 ; SEM-III: 23 ; SEM-IV: 24 ; SEM-V: 23 ; SEM-VI: 23 ; SEM-VII: 22											
MARKS: SEM-I:523/675; SEM-II:625/725; SEM-III:646/775; SEM-IV:670/775; SEM-V:684/775; SEM-VI:625/775; SEM-VII:588/725; TOTAL: 4942/5925 (83.41%)											

6033212 /RAWOOL SAMIKSHA SHANKAR SMITA

45	53	56	59	19	21	20	86				
14	14	14	13	18	19	22	43	P		516	
59	67	70	72	37	40	42	129				
3 D 6 18	3 C 7 21	3 B 8 24	3 B 8 24	1 B 8 8	1 O 10 10	1 O 10 10	6 O 10 60	21 175 8.33			
SGPI: SEM-I: 7.28 ; SEM-II: 8.25 ; SEM-III: 9.65 ; SEM-IV: 9.71 ; SEM-V: 9.83 ; SEM-VI: 7.39 ; SEM-VII: 7.00 ; CGPI: 8.48											
CREDITS: SEM-I: 18 ; SEM-II: 20 ; SEM-III: 23 ; SEM-IV: 24 ; SEM-V: 23 ; SEM-VI: 23 ; SEM-VII: 22											
MARKS: SEM-I:457/675; SEM-II:540/725; SEM-III:642/775; SEM-IV:637/775; SEM-V:670/775; SEM-VI:507/775; SEM-VII:461/725; TOTAL: 4430/5925 (74.77%)											

6033213 SALARIA JUGAL DHARMESH SGNAL

57	63	64	64	15	16	18	90				
14	17	19	15	18	21	20	45	P		556	
71	80	83	79	33	37	38	135				
3 B 8 24	3 O 10 30	3 O 10 30	3 A 9 27	1 C 7 7	1 B 8 8	1 A 9 9	6 O 10 60	21 195 9.29			
SGPI: SEM-I: 9.22 ; SEM-II: 9.38 ; SEM-III: 9.83 ; SEM-IV: 9.88 ; SEM-V: 9.83 ; SEM-VI: 8.17 ; SEM-VII: 8.27 ; CGPI: 9.24											
CREDITS: SEM-I: 18 ; SEM-II: 20 ; SEM-III: 23 ; SEM-IV: 24 ; SEM-V: 23 ; SEM-VI: 23 ; SEM-VII: 22											
MARKS: SEM-I:531/675; SEM-II:588/725; SEM-III:655/775; SEM-IV:672/775; SEM-V:669/775; SEM-VI:561/775; SEM-VII:526/725; TOTAL: 4758/5925 (80.30%)											

/- FEMALE, #- 0.229, @- 0.5042/0.5043, \*- 0.5045, \$- Carried Forward Grade, ~- Dyslexia, A/ABS- Absent, F- Fails, P- Passes

RR- Reserved, RLE- Reserve for Lower Examination, RPV- Provisional, RCC- 0.5050, ADC- Admission Cancelled

G:Grade, GP:Grade Point, C:Credits, ãC:Sum of Credit Points, ãCG:Sum of Product of Credits &amp; Grades

SGPI:Semester Grade Performance Index = ãCG/ãC, CGPI:Cumulative Grade Performance Index

% Marks : 80 and Above 75-79.99 70-74.99 60-69.99 50-59.99 45-49.99 40-44.99 Less Than 40

Grade / Gr. Pt. : O / 10 A / 9 B / 8 C / 7 D / 6 E / 5 P / 4 F / 0

SEAT_NO	NAME	<Course-I>	<Course-II>	<Course-III>	<Course-IV>	<Course-V>	<Course-VI>	<Course-VII>	<Course-VIII>	RESULT REMARK	TOTAL MARKS OUT OF 700	
		Th(80/32)	Th(80/32)	Th(80/32)	Th(80/32)	Tw(25/10)	Tw(25/10)	Tw(25/10)	Tw(100/40)			
		In(20/08)	In(20/08)	In(20/08)	In(20/08)	Or(25/10)	Or(25/10)	Or/Pr(25/10)	Or/Pr(50/20)			
		Total	Total	Total	Total	Total	Total	Total	Total			
		C G GP C*G	C G GP C*G	C G GP C*G	C G GP C*G	C G GP C*G	C G GP C*G	C G GP C*G	C G GP C*G	ãC ãCG SGPI		
01.	CSC801	DISTRIBUTED COMPUTING				04.	CSDC8013	APPLIED DATA SCIENCE		06.	CSDC8022	HIGH PERFORMANCE COMPUTING
16.	ILO8029	ENVIRONMENTAL MANAGEMENT				17.	CSL801	DISTRIBUTED COMPUTING LAB		20.	CSDL8013	APPLIED DATA SCIENCE LAB
22.	CSDL8022	HIGH PERFORMANCE COMPUTING LAB				24.	CSP801	MAJOR PROJECT II				
-----												
6033214 /SANKHE SHRADHA SANJAY SNEHAL												
		45	37	56	62	18	21	22	80			
		12	15	13	17	16	18	20	38	P	490	
		57	52	69	79	34	39	42	118			
		3 D 6 18	3 D 6 18	3 C 7 21	3 A 9 27	1 C 7 7	1 A 9 9	1 O 10 10	6 A 9 54	21 164	7.81	
		SGPI: SEM-I: 6.67 ; SEM-II: 7.75 ; SEM-III: 9.30 ; SEM-IV: 9.17 ; SEM-V: 9.70 ; SEM-VI: 7.22 ; SEM-VII: 7.41 ; CGPI: 8.19										
		CREDITS: SEM-I: 18 ; SEM-II: 20 ; SEM-III: 23 ; SEM-IV: 24 ; SEM-V: 23 ; SEM-VI: 23 ; SEM-VII: 22										
		MARKS: SEM-I:424/675; SEM-II:505/725; SEM-III:623/775; SEM-IV:625/775; SEM-V:660/775; SEM-VI:493/775; SEM-VII:483/725; TOTAL: 4303/5925 (72.62%)										
-----												
6033215 SATAM SUYASH PRAKASH ASMITA												
		37	51	46	71	20	22	23	80			
		14	15	16	17	18	19	22	38	P	509	
		51	66	62	88	38	41	45	118			
		3 D 6 18	3 C 7 21	3 C 7 21	3 O 10 30	1 A 9 9	1 O 10 10	1 O 10 10	6 A 9 54	21 173	8.24	
		SGPI: SEM-I: 7.39 ; SEM-II: 8.00 ; SEM-III: 8.96 ; SEM-IV: 9.88 ; SEM-V: 9.61 ; SEM-VI: 6.87 ; SEM-VII: 7.14 ; CGPI: 8.31										
		CREDITS: SEM-I: 18 ; SEM-II: 20 ; SEM-III: 23 ; SEM-IV: 24 ; SEM-V: 23 ; SEM-VI: 23 ; SEM-VII: 22										
		MARKS: SEM-I:455/675; SEM-II:520/725; SEM-III:597/775; SEM-IV:642/775; SEM-V:648/775; SEM-VI:487/775; SEM-VII:467/725; TOTAL: 4325/5925 (73.00%)										
-----												
6033216 SAWANT SHIVAM PRAVIN POORVA												
		61	64	63	67	18	15	16	88			
		18	16	16	15	18	18	18	41	P	552	
		79	80	79	82	36	33	34	129			
		3 A 9 27	3 O 10 30	3 A 9 27	3 O 10 30	1 B 8 8	1 C 7 7	1 C 7 7	6 O 10 60	21 196	9.33	
		SGPI: SEM-I: 6.67 ; SEM-II: 7.15 ; SEM-III: 9.61 ; SEM-IV: 9.79 ; SEM-V: 9.70 ; SEM-VI: 8.17 ; SEM-VII: 7.18 ; CGPI: 8.53										
		CREDITS: SEM-I: 18 ; SEM-II: 20 ; SEM-III: 23 ; SEM-IV: 24 ; SEM-V: 23 ; SEM-VI: 23 ; SEM-VII: 22										
		MARKS: SEM-I:421/675; SEM-II:476/725; SEM-III:641/775; SEM-IV:657/775; SEM-V:644/775; SEM-VI:558/775; SEM-VII:478/725; TOTAL: 4427/5925 (74.72%)										
-----												
/- FEMALE, #- 0.229, @- 0.5042/0.5043, *- 0.5045, \$- Carried Forward Grade, ~- Dyslexia, A/ABS- Absent, F- Fails, P- Passes												
RR- Reserved, RLE- Reserve for Lower Examination, RPV- Provisional, RCC- 0.5050, ADC- Admission Cancelled												
G:Grade, GP:Grade Point, C:Credits, ãC:Sum of Credit Points, ãCG:Sum of Product of Credits & Grades												
SGPI:Semester Grade Performance Index = ãCG/ãC, CGPI:Cumulative Grade Performance Index												
% Marks : 80 and Above 75-79.99 70-74.99 60-69.99 50-59.99 45-49.99 40-44.99 Less Than 40												
Grade / Gr. Pt. : O / 10 A / 9 B / 8 C / 7 D / 6 E / 5 P / 4 F / 0												
-----												

SEAT_NO	NAME	<Course-I>	<Course-II>	<Course-III>	<Course-IV>	<Course-V >	<Course-VI>	<Course-VII>	<Course-VIII>	RESULT REMARK	TOTAL MARKS	
		Th(80/32)	Th(80/32)	Th(80/32)	Th(80/32)	Tw(25/10)	Tw(25/10)	Tw(25/10)	Tw(100/40)		OUT OF 700	
		In(20/08)	In(20/08)	In(20/08)	In(20/08)	Or(25/10)	Or(25/10)	Or/Pr(25/10)	Or/Pr(50/20)			
		Total	Total	Total	Total	Total	Total	Total	Total			
		C G GP C*G	C G GP C*G	C G GP C*G	C G GP C*G	C G GP C*G	C G GP C*G	C G GP C*G	C G GP C*G	ãC ãCG SGPI		
01.	CSC801	DISTRIBUTED COMPUTING				04.	CSDC8013	APPLIED DATA SCIENCE		06.	CSDC8022	HIGH PERFORMANCE COMPUTING
16.	ILO8029	ENVIRONMENTAL MANAGEMENT				17.	CSL801	DISTRIBUTED COMPUTING LAB		20.	CSDL8013	APPLIED DATA SCIENCE LAB
22.	CSDL8022	HIGH PERFORMANCE COMPUTING LAB				24.	CSP801	MAJOR PROJECT II				
-----												
6033217	SHINGTE SUYASH CHANDRAKANT SUDHA											
		70	66	59	61	20	23	23	90			
		17	16	18	16	20	19	22	45	P	585	
		87	82	77	77	40	42	45	135			
		3 O 10	30 3 O 10	30 3 A 9 27	3 A 9 27	1 O 10 10	1 O 10 10	1 O 10 10	6 O 10 60	21 204	9.71	
		SGPI: SEM-I: 8.28 ; SEM-II: 9.80 ; SEM-III:10.00 ; SEM-IV:10.00 ; SEM-V:10.00 ; SEM-VI: 9.22 ; SEM-VII: 8.64 ; CGPI: 9.49										
		CREDITS: SEM-I: 18 ; SEM-II: 20 ; SEM-III: 23 ; SEM-IV: 24 ; SEM-V: 23 ; SEM-VI: 23 ; SEM-VII: 22										
		MARKS: SEM-I:521/675; SEM-II:616/725; SEM-III:674/775; SEM-IV:681/775; SEM-V:679/775; SEM-VI:626/775; SEM-VII:550/725; TOTAL: 4932/5925 (83.24%)										
-----												
6033218	SIDDIQUI MUHAMMED SHAHID MOHDTUFAIL MAJIDUNISA											
		57	58	66	67	20	21	22	90			
		14	17	16	14	20	20	22	45	P	569	
		71	75	82	81	40	41	44	135			
		3 B 8	24 3 A 9 27	3 O 10 30	3 O 10 30	1 O 10 10	1 O 10 10	1 O 10 10	6 O 10 60	21 201	9.57	
		SGPI: SEM-I: 7.78 ; SEM-II: 8.70 ; SEM-III: 9.61 ; SEM-IV: 9.67 ; SEM-V: 9.70 ; SEM-VI: 8.22 ; SEM-VII: 8.14 ; CGPI: 8.96										
		CREDITS: SEM-I: 18 ; SEM-II: 20 ; SEM-III: 23 ; SEM-IV: 24 ; SEM-V: 23 ; SEM-VI: 23 ; SEM-VII: 22										
		MARKS: SEM-I:473/675; SEM-II:552/725; SEM-III:657/775; SEM-IV:640/775; SEM-V:654/775; SEM-VI:559/775; SEM-VII:527/725; TOTAL: 4631/5925 (78.16%)										
-----												
6033219	SURTI VARUN RAJENDRA DHARTI											
		46	47	67	39	13	11	17	90			
		9	9	9	11	16	19	18	45	P	466	
		55	56	76	50	29	30	35	135			
		3 D 6	18 3 D 6 18	3 A 9 27	3 D 6 18	1 D 6 6	1 C 7 7	1 B 8 8	6 O 10 60	21 162	7.71	
		SGPI: SEM-I: 6.08 ; SEM-II: 6.18 ; SEM-III: 8.91 ; SEM-IV: 9.13 ; SEM-V: 9.52 ; SEM-VI: 5.91 ; SEM-VII: -- ; CGPI: 0.00										
		CREDITS: SEM-I: 18 ; SEM-II: 20 ; SEM-III: 23 ; SEM-IV: 24 ; SEM-V: 23 ; SEM-VI: 23 ; SEM-VII: --										
		MARKS: SEM-I:383/675; SEM-II:420/725; SEM-III:599/775; SEM-IV:596/775; SEM-V:626/775; SEM-VI:420/775; SEM-VII:-- ; TOTAL: --										
-----												
/- FEMALE, #- 0.229, @- 0.5042/0.5043, *- 0.5045, \$- Carried Forward Grade, ~- Dyslexia, A/ABS- Absent, F- Fails, P- Passes												
RR- Reserved, RLE- Reserve for Lower Examination, RPV- Provisional, RCC- 0.5050, ADC- Admission Cancelled												
G:Grade, GP:Grade Point, C:Credits, ãC:Sum of Credit Points, ãCG:Sum of Product of Credits & Grades												
SGPI:Semester Grade Performance Index = ãCG/ãC, CGPI:Cumulative Grade Performance Index												
% Marks : 80 and Above 75-79.99 70-74.99 60-69.99 50-59.99 45-49.99 40-44.99 Less Than 40												
Grade / Gr. Pt. : O / 10 A / 9 B / 8 C / 7 D / 6 E / 5 P / 4 F / 0												

SEAT_NO	NAME	<Course-I>	<Course-II>	<Course-III>	<Course-IV>	<Course-V>	<Course-VI>	<Course-VII>	<Course-VIII>	RESULT REMARK	TOTAL MARKS	
		Th(80/32)	Th(80/32)	Th(80/32)	Th(80/32)	Tw(25/10)	Tw(25/10)	Tw(25/10)	Tw(100/40)		OUT OF 700	
		In(20/08)	In(20/08)	In(20/08)	In(20/08)	Or(25/10)	Or(25/10)	Or/Pr(25/10)	Or/Pr(50/20)			
		Total	Total	Total	Total	Total	Total	Total	Total			
		C G GP C*G	C G GP C*G	C G GP C*G	C G GP C*G	C G GP C*G	C G GP C*G	C G GP C*G	C G GP C*G	ãC ãCG SGPI		
01.	CSC801	DISTRIBUTED COMPUTING				04.	CSDC8013	APPLIED DATA SCIENCE		06.	CSDC8022	HIGH PERFORMANCE COMPUTING
16.	ILO8029	ENVIRONMENTAL MANAGEMENT				17.	CSL801	DISTRIBUTED COMPUTING LAB		20.	CSDL8013	APPLIED DATA SCIENCE LAB
22.	CSDL8022	HIGH PERFORMANCE COMPUTING LAB				24.	CSP801	MAJOR PROJECT II				
-----												
6033220	THAKOR DARSH YOGESH BINA											
		45	41	47	46	16	13	18	87			
		11	9	11	14	16	19	17	42	P	452	
		56	50	58	60	32	32	35	129			
		3 D 6 18	3 D 6 18	3 D 6 18	3 C 7 21	1 C 7 7	1 C 7 7	1 B 8 8	6 O 10 60	21 157 7.48		
		SGPI: SEM-I: 8.11 ; SEM-II: 7.78 ; SEM-III: 9.61 ; SEM-IV: 9.58 ; SEM-V: 9.70 ; SEM-VI: 5.91 ; SEM-VII: 6.32 ; CGPI: 8.09										
		CREDITS: SEM-I: 18 ; SEM-II: 20 ; SEM-III: 23 ; SEM-IV: 24 ; SEM-V: 23 ; SEM-VI: 23 ; SEM-VII: 22										
		MARKS: SEM-I:493/675; SEM-II:511/725; SEM-III:638/775; SEM-IV:641/775; SEM-V:628/775; SEM-VI:441/775; SEM-VII:414/725; TOTAL: 4218/5925 (71.19%)										
-----												
6033221	/VASAIKAR YUGA GANESH JAGRUTI											
		52	51	54	53	18	13	14	87			
		15	16	17	16	20	18	21	43	P	508	
		67	67	71	69	38	31	35	130			
		3 C 7 21	3 C 7 21	3 B 8 24	3 C 7 21	1 A 9 9	1 C 7 7	1 B 8 8	6 O 10 60	21 171 8.14		
		SGPI: SEM-I: 9.11 ; SEM-II: 9.63 ; SEM-III: 9.48 ; SEM-IV: 9.71 ; SEM-V: 9.87 ; SEM-VI: 8.48 ; SEM-VII: 7.27 ; CGPI: 8.97										
		CREDITS: SEM-I: 18 ; SEM-II: 20 ; SEM-III: 23 ; SEM-IV: 24 ; SEM-V: 23 ; SEM-VI: 23 ; SEM-VII: 22										
		MARKS: SEM-I:549/675; SEM-II:613/725; SEM-III:641/775; SEM-IV:650/775; SEM-V:671/775; SEM-VI:570/775; SEM-VII:477/725; TOTAL: 4679/5925 (78.97%)										
-----												
01.	CSC801	DISTRIBUTED COMPUTING				04.	CSDC8013	APPLIED DATA SCIENCE		06.	CSDC8022	HIGH PERFORMANCE COMPUTING
12.	ILO8025	PROFESSIONAL ETHICS AND CSR				17.	CSL801	DISTRIBUTED COMPUTING LAB		20.	CSDL8013	APPLIED DATA SCIENCE LAB
22.	CSDL8022	HIGH PERFORMANCE COMPUTING LAB				24.	CSP801	MAJOR PROJECT II				
-----												
6033222	JADHAV AVDHOT CHANDRAKANT ALKA											
		44	59	48	50	20	18	20	90			
		14	16	16	19	20	19	21	45	P	519	
		58	75	64	69	40	37	41	135			
		3 D 6 18	3 A 9 27	3 C 7 21	3 C 7 21	1 O 10 10	1 B 8 8	1 O 10 10	6 O 10 60	21 175 8.33		
		SGPI: SEM-I: 9.50 ; SEM-II: 9.78 ; SEM-III: 8.96 ; SEM-IV: 9.75 ; SEM-V: 9.65 ; SEM-VI: 8.78 ; SEM-VII: 8.27 ; CGPI: 9.12										
		CREDITS: SEM-I: 18 ; SEM-II: 20 ; SEM-III: 23 ; SEM-IV: 24 ; SEM-V: 23 ; SEM-VI: 23 ; SEM-VII: 22										
		MARKS: SEM-I:581/675; SEM-II:621/725; SEM-III:621/775; SEM-IV:663/775; SEM-V:662/775; SEM-VI:602/775; SEM-VII:513/725; TOTAL: 4782/5925 (80.71%)										
-----												
/- FEMALE, #- 0.229, @- 0.5042/0.5043, *- 0.5045, \$- Carried Forward Grade, -- Dyslexia, A/ABS- Absent, F- Fails, P- Passes												
RR- Reserved, RLE- Reserve for Lower Examination, RPV- Provisional, RCC- 0.5050, ADC- Admission Cancelled												
G:Grade, GP:Grade Point, C:Credits, ãC:Sum of Credit Points, ãCG:Sum of Product of Credits & Grades												
SGPI:Semester Grade Performance Index = ãCG/ãC, CGPI:Cumulative Grade Performance Index												
% Marks : 80 and Above 75-79.99 70-74.99 60-69.99 50-59.99 45-49.99 40-44.99 Less Than 40												
Grade / Gr. Pt. : O / 10 A / 9 B / 8 C / 7 D / 6 E / 5 P / 4 F / 0												



SEAT_NO	NAME	<Course-I>	<Course-II>	<Course-III>	<Course-IV>	<Course-V >	<Course-VI>	<Course-VII>	<Course-VIII>	RESULT REMARK	TOTAL MARKS OUT OF 700	
		Th(80/32)	Th(80/32)	Th(80/32)	Th(80/32)	Tw(25/10)	Tw(25/10)	Tw(25/10)	Tw(100/40)			
		In(20/08)	In(20/08)	In(20/08)	In(20/08)	Or(25/10)	Or(25/10)	Or/Pr(25/10)	Or/Pr(50/20)			
		Total	Total	Total	Total	Total	Total	Total	Total			
		C G GP C*G	C G GP C*G	C G GP C*G	C G GP C*G	C G GP C*G	C G GP C*G	C G GP C*G	C G GP C*G	ãC ãCG SGPI		
01.	CSC801	DISTRIBUTED COMPUTING				04.	CSDC8013	APPLIED DATA SCIENCE		06.	CSDC8022	HIGH PERFORMANCE COMPUTING
12.	ILO8025	PROFESSIONAL ETHICS AND CSR				17.	CSL801	DISTRIBUTED COMPUTING LAB		20.	CSDL8013	APPLIED DATA SCIENCE LAB
22.	CSDL8022	HIGH PERFORMANCE COMPUTING LAB				24.	CSP801	MAJOR PROJECT II				
-----												
6033223	KALE SARVESH SUNIL MANISHA											
		59	67	71	57	14	14	17	90			
		16	16	17	19	21	20	22	45	P	565	
		75	83	88	76	35	34	39	135			
		3 A 9 27	3 O 10 30	3 O 10 30	3 A 9 27	1 B 8 8	1 C 7 7	1 A 9 9	6 O 10 60	21 198	9.43	
		SGPI: SEM-I: 9.28 ; SEM-II: 9.80 ; SEM-III:10.00 ; SEM-IV: 9.88 ; SEM-V:10.00 ; SEM-VI: 9.61 ; SEM-VII: 9.18 ; CGPI: 9.66										
		CREDITS: SEM-I: 18 ; SEM-II: 20 ; SEM-III: 23 ; SEM-IV: 24 ; SEM-V: 23 ; SEM-VI: 23 ; SEM-VII: 22										
		MARKS: SEM-I:559/675; SEM-II:630/725; SEM-III:680/775; SEM-IV:677/775; SEM-V:685/775; SEM-VI:631/775; SEM-VII:572/725; TOTAL: 4999/5925 (84.37%)										
-----												
6033224	NAYAK MANISH RAMMILAN TARAMATI											
		49	60	63	56	19	20	18	84			
		15	14	13	19	18	19	21	42	P	530	
		64	74	76	75	37	39	39	126			
		3 C 7 21	3 B 8 24	3 A 9 27	3 A 9 27	1 B 8 8	1 A 9 9	1 A 9 9	6 O 10 60	21 185	8.81	
		(DIPLOMA STUDENT) SGPI: SEM-III: 9.57 ; SEM-IV: 9.08 ; SEM-V: 9.78 ; SEM-VI: 8.04 ; SEM-VII: 7.45 ; CGPI: 8.80										
		CREDITS: SEM-III: 23 ; SEM-IV: 24 ; SEM-V: 23 ; SEM-VI: 23 ; SEM-VII: 22										
		MARKS: SEM-III:624/775; SEM-IV:614/775; SEM-V:664/775; SEM-VI:566/775; SEM-VII:484/725; TOTAL: 3482/4525 (76.95%)										
-----												
6033225	PATIL CHANDAN ONKAR JAYASHREE											
		62	50	66	52	22	22	20	90			
		17	14	12	18	20	18	20	45	P	548	
		79	64	78	70	42	40	40	135			
		3 A 9 27	3 C 7 21	3 A 9 27	3 B 8 24	1 O 10 10	1 O 10 10	1 O 10 10	6 O 10 60	21 189	9.00	
		SGPI: SEM-I: 7.56 ; SEM-II: 8.90 ; SEM-III: 9.87 ; SEM-IV: 9.96 ; SEM-V: 9.91 ; SEM-VI: 9.09 ; SEM-VII: 8.73 ; CGPI: 9.19										
		CREDITS: SEM-I: 18 ; SEM-II: 20 ; SEM-III: 23 ; SEM-IV: 24 ; SEM-V: 23 ; SEM-VI: 23 ; SEM-VII: 22										
		MARKS: SEM-I:461/675; SEM-II:562/725; SEM-III:646/775; SEM-IV:688/775; SEM-V:705/775; SEM-VI:610/775; SEM-VII:546/725; TOTAL: 4766/5925 (80.44%)										
-----												
/- FEMALE, #- 0.229, @- 0.5042/0.5043, *- 0.5045, \$- Carried Forward Grade, ~- Dyslexia, A/ABS- Absent, F- Fails, P- Passes												
RR- Reserved, RLE- Reserve for Lower Examination, RPV- Provisional, RCC- 0.5050, ADC- Admission Cancelled												
G:Grade, GP:Grade Point, C:Credits, ãC:Sum of Credit Points, ãCG:Sum of Product of Credits & Grades												
SGPI:Semester Grade Performance Index = ãCG/ãC, CGPI:Cumulative Grade Performance Index												
% Marks : 80 and Above 75-79.99 70-74.99 60-69.99 50-59.99 45-49.99 40-44.99 Less Than 40												
Grade / Gr. Pt. : O / 10 A / 9 B / 8 C / 7 D / 6 E / 5 P / 4 F / 0												
-----												

SEAT_NO	NAME	<Course-I>	<Course-II>	<Course-III>	<Course-IV>	<Course-V >	<Course-VI>	<Course-VII>	<Course-VIII>	RESULT REMARK	TOTAL MARKS	
		Th(80/32)	Th(80/32)	Th(80/32)	Th(80/32)	Tw(25/10)	Tw(25/10)	Tw(25/10)	Tw(100/40)		OUT OF 700	
		In(20/08)	In(20/08)	In(20/08)	In(20/08)	Or(25/10)	Or(25/10)	Or/Pr(25/10)	Or/Pr(50/20)			
		Total	Total	Total	Total	Total	Total	Total	Total			
		C G GP C*G	C G GP C*G	C G GP C*G	C G GP C*G	C G GP C*G	C G GP C*G	C G GP C*G	C G GP C*G	ãC ãCG SGPI		
01.	CSC801	DISTRIBUTED COMPUTING				04.	CSDC8013	APPLIED DATA SCIENCE		06.	CSDC8022	HIGH PERFORMANCE COMPUTING
12.	ILO8025	PROFESSIONAL ETHICS AND CSR				17.	CSL801	DISTRIBUTED COMPUTING LAB		20.	CSDL8013	APPLIED DATA SCIENCE LAB
22.	CSDL8022	HIGH PERFORMANCE COMPUTING LAB				24.	CSP801	MAJOR PROJECT II				

6033226 PATIL YASH VINOD PRAMILA

54	58	52	53	20	21	22	90			
16	16	17	18	20	19	22	43	P		541
70	74	69	71	40	40	44	133			
3 B 8 24	3 B 8 24	3 C 7 21	3 B 8 24	1 O 10 10	1 O 10 10	1 O 10 10	6 O 10 60	21	183	8.71

(DIPLOMA STUDENT)

SGPI: SEM-III: 9.87 ; SEM-IV: 9.83 ; SEM-V: 9.70 ; SEM-VI: 9.22 ; SEM-VII: 8.23 ; CGPI: 9.28  
 CREDITS: SEM-III: 23 ; SEM-IV: 24 ; SEM-V: 23 ; SEM-VI: 23 ; SEM-VII: 22  
 MARKS: SEM-III:657/775; SEM-IV:665/775; SEM-V:666/775; SEM-VI:611/775; SEM-VII:542/725; TOTAL: 3682/4525 (81.37%)

6033227 RAUT SANIDHYA NILESH RUPALI

55	47	48	51	22	21	21	84			
13	13	15	17	22	17	22	42	P		510
68	60	63	68	44	38	43	126			
3 C 7 21	3 C 7 21	3 C 7 21	3 C 7 21	1 O 10 10	1 A 9 9	1 O 10 10	6 O 10 60	21	173	8.24

(DIPLOMA STUDENT)

SGPI: SEM-III: 9.61 ; SEM-IV: 9.71 ; SEM-V: 9.70 ; SEM-VI: 8.61 ; SEM-VII: 7.18 ; CGPI: 8.87  
 CREDITS: SEM-III: 23 ; SEM-IV: 24 ; SEM-V: 23 ; SEM-VI: 23 ; SEM-VII: 22  
 MARKS: SEM-III:643/775; SEM-IV:647/775; SEM-V:641/775; SEM-VI:595/775; SEM-VII:478/725; TOTAL: 3514/4525 (77.66%)

6033228 SINGH MANKRIT TARANDEEP TARANDEEP KAUR

58	66	62	49	23	23	23	90			
17	15	14	18	21	22	23	45	P		569
75	81	76	67	44	45	46	135			
3 A 9 27	3 O 10 30	3 A 9 27	3 C 7 21	1 O 10 10	1 O 10 10	1 O 10 10	6 O 10 60	21	195	9.29

SGPI: SEM-I: 7.64 ; SEM-II: 8.95 ; SEM-III: 9.26 ; SEM-IV:10.00 ; SEM-V: 9.70 ; SEM-VI: 9.35 ; SEM-VII: 8.23 ; CGPI: 9.10  
 CREDITS: SEM-I: 18 ; SEM-II: 20 ; SEM-III: 23 ; SEM-IV: 24 ; SEM-V: 23 ; SEM-VI: 23 ; SEM-VII: 22  
 MARKS: SEM-I:468/675; SEM-II:561/725; SEM-III:641/775; SEM-IV:689/775; SEM-V:695/775; SEM-VI:638/775; SEM-VII:531/725; TOTAL: 4792/5925 (80.88%)

/- FEMALE, #- 0.229, @- 0.5042/0.5043, \*- 0.5045, \$- Carried Forward Grade, ~- Dyslexia, A/ABS- Absent, F- Fails, P- Passes

RR- Reserved, RLE- Reserve for Lower Examination, RPV- Provisional, RCC- 0.5050, ADC- Admission Cancelled

G:Grade, GP:Grade Point, C:Credits, ãC:Sum of Credit Points, ãCG:Sum of Product of Credits &amp; Grades

SGPI:Semester Grade Performance Index = ãCG/ãC, CGPI:Cumulative Grade Performance Index

% Marks : 80 and Above 75-79.99 70-74.99 60-69.99 50-59.99 45-49.99 40-44.99 Less Than 40

Grade / Gr. Pt. : O / 10 A / 9 B / 8 C / 7 D / 6 E / 5 P / 4 F / 0

SEAT_NO	NAME	<Course-I>	<Course-II>	<Course-III>	<Course-IV>	<Course-V>	<Course-VI>	<Course-VII>	<Course-VIII>	RESULT REMARK	TOTAL MARKS OUT OF 700	
		Th(80/32)	Th(80/32)	Th(80/32)	Th(80/32)	Tw(25/10)	Tw(25/10)	Tw(25/10)	Tw(100/40)			
		In(20/08)	In(20/08)	In(20/08)	In(20/08)	Or(25/10)	Or(25/10)	Or/Pr(25/10)	Or/Pr(50/20)			
		Total	Total	Total	Total	Total	Total	Total	Total			
		C G GP C*G	C G GP C*G	C G GP C*G	C G GP C*G	C G GP C*G	C G GP C*G	C G GP C*G	C G GP C*G	ãC ãCG SGPI		
01.	CSC801	DISTRIBUTED COMPUTING				04.	CSDC8013	APPLIED DATA SCIENCE		06.	CSDC8022	HIGH PERFORMANCE COMPUTING
12.	ILO8025	PROFESSIONAL ETHICS AND CSR				17.	CSL801	DISTRIBUTED COMPUTING LAB		20.	CSDL8013	APPLIED DATA SCIENCE LAB
22.	CSDL8022	HIGH PERFORMANCE COMPUTING LAB				24.	CSP801	MAJOR PROJECT II				
-----												
6033229	SINGH MOHIT RAJESH MUNNI											
		55	57	48	51	21	22	23	90			
		12	16	15	16	20	21	23	45	P	535	
		67	73	63	67	41	43	46	135			
		3 C 7 21	3 B 8 24	3 C 7 21	3 C 7 21	1 O 10 10	1 O 10 10	1 O 10 10	6 O 10 60	21 177 8.43		
		SGPI: SEM-I: 9.83 ; SEM-II:10.00 ; SEM-III: 9.74 ; SEM-IV:10.00 ; SEM-V: 9.74 ; SEM-VI:10.00 ; SEM-VII: 8.64 ; CGPI: 9.55										
		CREDITS: SEM-I: 18 ; SEM-II: 20 ; SEM-III: 23 ; SEM-IV: 24 ; SEM-V: 23 ; SEM-VI: 23 ; SEM-VII: 22										
		MARKS: SEM-I:590/675; SEM-II:645/725; SEM-III:654/775; SEM-IV:681/775; SEM-V:678/775; SEM-VI:666/775; SEM-VII:550/725; TOTAL: 4999/5925 (84.37%)										
-----												
6033230	SONAWANE CHINMAY PRAKASH BHAVANA											
		56	46	54	38	21	21	23	90			
		15	9	11	14	18	18	22	45	P	501	
		71	55	65	52	39	39	45	135			
		3 B 8 24	3 D 6 18	3 C 7 21	3 D 6 18	1 A 9 9	1 A 9 9	1 O 10 10	6 O 10 60	21 169 8.05		
		SGPI: SEM-I: 5.58 ; SEM-II: 7.60 ; SEM-III: 9.13 ; SEM-IV: 9.58 ; SEM-V: 9.78 ; SEM-VI: 7.91 ; SEM-VII: 7.55 ; CGPI: 8.24										
		CREDITS: SEM-I: 18 ; SEM-II: 20 ; SEM-III: 23 ; SEM-IV: 24 ; SEM-V: 23 ; SEM-VI: 23 ; SEM-VII: 22										
		MARKS: SEM-I:361/675; SEM-II:490/725; SEM-III:619/775; SEM-IV:639/775; SEM-V:661/775; SEM-VI:548/775; SEM-VII:483/725; TOTAL: 4302/5925 (72.61%)										
-----												
6033231	TIWARI NITISH KUMAR RAJESH NIRMALA											
		47	48	43	41	12	13	13	80			
		10	12	12	14	15	20	17	38	P	435	
		57	60	55	55	27	33	30	118			
		3 D 6 18	3 C 7 21	3 D 6 18	3 D 6 18	1 D 6 6	1 C 7 7	1 C 7 7	6 A 9 54	21 149 7.10		
		SGPI: SEM-I: 7.42 ; SEM-II: 7.15 ; SEM-III: 9.04 ; SEM-IV: 8.83 ; SEM-V: 9.57 ; SEM-VI: 6.96 ; SEM-VII: 6.68 ; CGPI: 7.89										
		CREDITS: SEM-I: 18 ; SEM-II: 20 ; SEM-III: 23 ; SEM-IV: 24 ; SEM-V: 23 ; SEM-VI: 23 ; SEM-VII: 22										
		MARKS: SEM-I:448/675; SEM-II:461/725; SEM-III:611/775; SEM-IV:605/775; SEM-V:635/775; SEM-VI:479/775; SEM-VII:425/725; TOTAL: 4099/5925 (69.18%)										
-----												
/- FEMALE, #- 0.229, @- 0.5042/0.5043, *- 0.5045, \$- Carried Forward Grade, ~- Dyslexia, A/ABS- Absent, F- Fails, P- Passes												
RR- Reserved, RLE- Reserve for Lower Examination, RPV- Provisional, RCC- 0.5050, ADC- Admission Cancelled												
G:Grade, GP:Grade Point, C:Credits, ãC:Sum of Credit Points, ãCG:Sum of Product of Credits & Grades												
SGPI:Semester Grade Performance Index = ãCG/ãC, CGPI:Cumulative Grade Performance Index												
% Marks : 80 and Above 75-79.99 70-74.99 60-69.99 50-59.99 45-49.99 40-44.99 Less Than 40												
Grade / Gr. Pt. : O / 10 A / 9 B / 8 C / 7 D / 6 E / 5 P / 4 F / 0												

SEAT_NO	NAME	<Course-I>	<Course-II>	<Course-III>	<Course-IV>	<Course-V>	<Course-VI>	<Course-VII>	<Course-VIII>	RESULT REMARK	TOTAL MARKS OUT OF 700
Th(80/32)	Th(80/32)	Th(80/32)	Th(80/32)	Tw(25/10)	Tw(25/10)	Tw(25/10)	Tw(25/10)	Tw(100/40)			
In(20/08)	In(20/08)	In(20/08)	In(20/08)	Or(25/10)	Or(25/10)	Or/Pr(25/10)	Or/Pr(50/20)				
Total	Total	Total	Total	Total	Total	Total	Total	Total			
C G GP C*G	C G GP C*G	C G GP C*G	C G GP C*G	C G GP C*G	C G GP C*G	C G GP C*G	C G GP C*G	C G GP C*G	äC äCG SGPI		
01.	CSC801	DISTRIBUTED COMPUTING			04.	CSDC8013	APPLIED DATA SCIENCE		06.	CSDC8022	HIGH PERFORMANCE COMPUTING
12.	ILO8025	PROFESSIONAL ETHICS AND CSR			17.	CSL801	DISTRIBUTED COMPUTING LAB		20.	CSDL8013	APPLIED DATA SCIENCE LAB
22.	CSDL8022	HIGH PERFORMANCE COMPUTING LAB			24.	CSP801	MAJOR PROJECT II				

6033232 VIRANI ALTAJ ALTAF NISHA

51	43	48	47	21	22	23	89			
15	15	15	16	20	20	22	45	P		512
66	58	63	63	41	42	45	134			
3 C 7 21	3 D 6 18	3 C 7 21	3 C 7 21	1 O 10 10	1 O 10 10	1 O 10 10	6 O 10 60	21 171	8.14	

(DIPLOMA STUDENT)

SGPI: SEM-III:10.00 ; SEM-IV: 9.88 ; SEM-V: 9.83 ; SEM-VI: 8.43 ; SEM-VII: 7.55 ; CGPI: 9.00  
 CREDITS: SEM-III: 23 ; SEM-IV: 24 ; SEM-V: 23 ; SEM-VI: 23 ; SEM-VII: 22  
 MARKS: SEM-III:669/775; SEM-IV:667/775; SEM-V:695/775; SEM-VI:574/775; SEM-VII:489/725; TOTAL: 3606/4525 (79.69%)

6033233 VIRKAR NAGESH GULABRAO NANDA

53	48	59	49	16	16	17	87			
11	9	9	14	17	17	19	43	P	RLE	484
64	57	68	63	33	33	36	130			
3 C 7 21	3 D 6 18	3 C 7 21	3 C 7 21	1 C 7 7	1 C 7 7	1 B 8 8	6 O 10 60	21 163	7.76	

SGPI: SEM-I: 6.44 ; SEM-II: 6.35 ; SEM-III: 8.78 ; SEM-IV: 8.67 ; SEM-V: 9.39 ; SEM-VI: 6.17 ; SEM-VII: -- ; CGPI: --  
 CREDITS: SEM-I: 18 ; SEM-II: 20 ; SEM-III: 23 ; SEM-IV: 24 ; SEM-V: 23 ; SEM-VI: 23 ; SEM-VII: --  
 MARKS: SEM-I:401/675; SEM-II:426/725; SEM-III:597/775; SEM-IV:573/775; SEM-V:622/775; SEM-VI:443/775; SEM-VII:-- ; TOTAL: --

6033234 YADAV RAKESH RAMAKANT DHARMAVATI

66	57	60	51	15	20	19	87			
12	12	18	15	17	17	20	40	P		526
78	69	78	66	32	37	39	127			
3 A 9 27	3 C 7 21	3 A 9 27	3 C 7 21	1 C 7 7	1 B 8 8	1 A 9 9	6 O 10 60	21 180	8.57	

(DIPLOMA STUDENT)

SGPI: SEM-III: 9.87 ; SEM-IV: 9.88 ; SEM-V: 9.78 ; SEM-VI: 8.22 ; SEM-VII: 8.41 ; CGPI: 9.14  
 CREDITS: SEM-III: 23 ; SEM-IV: 24 ; SEM-V: 23 ; SEM-VI: 23 ; SEM-VII: 22  
 MARKS: SEM-III:658/775; SEM-IV:649/775; SEM-V:667/775; SEM-VI:566/775; SEM-VII:553/725; TOTAL: 3619/4525 (79.98%)

/- FEMALE, #- 0.229, @- 0.5042/0.5043, \*- 0.5045, \$- Carried Forward Grade, ~- Dyslexia, A/ABS- Absent, F- Fails, P- Passes

RR- Reserved, RLE- Reserve for Lower Examination, RPV- Provisional, RCC- 0.5050, ADC- Admission Cancelled

G:Grade, GP:Grade Point, C:Credits, äC:Sum of Credit Points, äCG:Sum of Product of Credits &amp; Grades

SGPI:Semester Grade Performance Index = äCG/äC, CGPI:Cumulative Grade Performance Index

% Marks : 80 and Above 75-79.99 70-74.99 60-69.99 50-59.99 45-49.99 40-44.99 Less Than 40

Grade / Gr. Pt. : O / 10 A / 9 B / 8 C / 7 D / 6 E / 5 P / 4 F / 0

SEAT_NO	NAME	<Course-I>	<Course-II>	<Course-III>	<Course-IV>	<Course-V>	<Course-VI>	<Course-VII>	<Course-VIII>	RESULT REMARK	TOTAL MARKS	
		Th(80/32)	Th(80/32)	Th(80/32)	Th(80/32)	Tw(25/10)	Tw(25/10)	Tw(25/10)	Tw(100/40)		OUT OF 700	
		In(20/08)	In(20/08)	In(20/08)	In(20/08)	Or(25/10)	Or(25/10)	Or/Pr(25/10)	Or/Pr(50/20)			
		Total	Total	Total	Total	Total	Total	Total	Total			
		C G GP C*G	C G GP C*G	C G GP C*G	C G GP C*G	C G GP C*G	C G GP C*G	C G GP C*G	C G GP C*G	ãC ãCG SGPI		
01.	CSC801		DISTRIBUTED COMPUTING			04.	CSDC8013	APPLIED DATA SCIENCE		06.	CSDC8022	HIGH PERFORMANCE COMPUTING
08.	ILO8021		PROJECT MANAGEMENT			17.	CSL801	DISTRIBUTED COMPUTING LAB		20.	CSDL8013	APPLIED DATA SCIENCE LAB
22.	CSDL8022		HIGH PERFORMANCE COMPUTING LAB			24.	CSP801	MAJOR PROJECT II				
-----												
6033235	SUBIN P SANTHOSH REJANI											
		52	47	42	45	19	22	18	88			
		13	16	17	20	18	21	21	45	P	504	
		65	63	59	65	37	43	39	133			
		3 C 7 21	3 C 7 21	3 D 6 18	3 C 7 21	1 B 8 8	1 O 10 10	1 A 9 9	6 O 10 60	21 168 8.00		
		SGPI: SEM-I: 7.47 ; SEM-II: 8.95 ; SEM-III: 9.48 ; SEM-IV: 9.79 ; SEM-V:10.00 ; SEM-VI: 8.17 ; SEM-VII: 8.77 ; CGPI: 8.88										
		CREDITS: SEM-I: 18 ; SEM-II: 20 ; SEM-III: 23 ; SEM-IV: 24 ; SEM-V: 23 ; SEM-VI: 23 ; SEM-VII: 22										
		MARKS: SEM-I:459/675; SEM-II:573/725; SEM-III:646/775; SEM-IV:667/775; SEM-V:677/775; SEM-VI:570/775; SEM-VII:555/725; TOTAL: 4651/5925 (78.50%)										
-----												
6033236	/AWASTHI REETU SATYENDRA MEENA											
		48	54	48	44	19	23	22	86			
		14	16	18	20	20	20	19	42	P	513	
		62	70	66	64	39	43	41	128			
		3 C 7 21	3 B 8 24	3 C 7 21	3 C 7 21	1 A 9 9	1 O 10 10	1 O 10 10	6 O 10 60	21 176 8.38		
		SGPI: SEM-I: 6.61 ; SEM-II: 8.30 ; SEM-III: 9.83 ; SEM-IV: 9.88 ; SEM-V:10.00 ; SEM-VI: 8.65 ; SEM-VII: 8.36 ; CGPI: 8.83										
		CREDITS: SEM-I: 18 ; SEM-II: 20 ; SEM-III: 23 ; SEM-IV: 24 ; SEM-V: 23 ; SEM-VI: 23 ; SEM-VII: 22										
		MARKS: SEM-I:423/675; SEM-II:534/725; SEM-III:647/775; SEM-IV:664/775; SEM-V:682/775; SEM-VI:588/775; SEM-VII:536/725; TOTAL: 4587/5925 (77.42%)										
-----												
6033237	/BUTANI AYUSHI NARESH SAPNA											
		46	47	54	64	15	20	14	81			
		9	15	14	17	18	17	17	41	P	489	
		55	62	68	81	33	37	31	122			
		3 D 6 18	3 C 7 21	3 C 7 21	3 O 10 30	1 C 7 7	1 B 8 8	1 C 7 7	6 O 10 60	21 172 8.19		
		SGPI: SEM-I: 6.94 ; SEM-II: 7.20 ; SEM-III: 9.48 ; SEM-IV: 9.33 ; SEM-V: 9.96 ; SEM-VI: 7.65 ; SEM-VII: 7.45 ; CGPI: 8.34										
		CREDITS: SEM-I: 18 ; SEM-II: 20 ; SEM-III: 23 ; SEM-IV: 24 ; SEM-V: 23 ; SEM-VI: 23 ; SEM-VII: 22										
		MARKS: SEM-I:430/675; SEM-II:461/725; SEM-III:640/775; SEM-IV:617/775; SEM-V:655/775; SEM-VI:545/775; SEM-VII:479/725; TOTAL: 4316/5925 (72.84%)										
-----												
/- FEMALE, #- 0.229, @- 0.5042/0.5043, *- 0.5045, \$- Carried Forward Grade, ~- Dyslexia, A/ABS- Absent, F- Fails, P- Passes												
RR- Reserved, RLE- Reserve for Lower Examination, RPV- Provisional, RCC- 0.5050, ADC- Admission Cancelled												
G:Grade, GP:Grade Point, C:Credits, ãC:Sum of Credit Points, ãCG:Sum of Product of Credits & Grades												
SGPI:Semester Grade Performance Index = ãCG/ãC, CGPI:Cumulative Grade Performance Index												
% Marks : 80 and Above 75-79.99 70-74.99 60-69.99 50-59.99 45-49.99 40-44.99 Less Than 40												
Grade / Gr. Pt. : O / 10 A / 9 B / 8 C / 7 D / 6 E / 5 P / 4 F / 0												

SEAT_NO	NAME	<Course-I>	<Course-II>	<Course-III>	<Course-IV>	<Course-V>	<Course-VI>	<Course-VII>	<Course-VIII>	RESULT REMARK	TOTAL MARKS
Th(80/32)	Th(80/32)	Th(80/32)	Th(80/32)	Tw(25/10)	Tw(25/10)	Tw(25/10)	Tw(100/40)			OUT OF 700	
In(20/08)	In(20/08)	In(20/08)	In(20/08)	Or(25/10)	Or(25/10)	Or/Pr(25/10)	Or/Pr(50/20)				
Total	Total	Total	Total	Total	Total	Total	Total				
C G GP C*G	C G GP C*G	C G GP C*G	C G GP C*G	C G GP C*G	C G GP C*G	C G GP C*G	C G GP C*G	C G GP C*G	C G GP C*G	ãC ãCG SGPI	
01.	CSC801	DISTRIBUTED COMPUTING			04.	CSDC8013	APPLIED DATA SCIENCE		06.	CSDC8022	HIGH PERFORMANCE COMPUTING
08.	ILO8021	PROJECT MANAGEMENT			17.	CSL801	DISTRIBUTED COMPUTING LAB		20.	CSDL8013	APPLIED DATA SCIENCE LAB
22.	CSDL8022	HIGH PERFORMANCE COMPUTING LAB			24.	CSP801	MAJOR PROJECT II				

6033238 /CHITRE SHRIYA SACHIN NAYANA

69	59	53	56	21	23	23	86			
17	18	16	20	21	21	22	44	P		569
86	77	69	76	42	44	45	130			
3 O 10	30 3 A 9 27	3 C 7 21	3 A 9 27	1 O 10 10	1 O 10 10	1 O 10 10	6 O 10 60	21	195	9.29
SGPI: SEM-I: 7.11 ; SEM-II: 9.60 ; SEM-III: 9.87 ; SEM-IV: 9.75 ; SEM-V: 9.83 ; SEM-VI: 9.74 ; SEM-VII: 9.32 ; CGPI: 9.37										
CREDITS: SEM-I: 18 ; SEM-II: 20 ; SEM-III: 23 ; SEM-IV: 24 ; SEM-V: 23 ; SEM-VI: 23 ; SEM-VII: 22										
MARKS: SEM-I:444/675; SEM-II:589/725; SEM-III:661/775; SEM-IV:667/775; SEM-V:690/775; SEM-VI:639/775; SEM-VII:579/725; TOTAL: 4838/5925 (81.65%)										

6033239 DEDHIA SHARVIN MANISH ATIKA

59	70	50	63	20	21	20	90			
15	13	17	18	22	20	21	45	P		564
74	83	67	81	42	41	41	135			
3 B 8 24	3 O 10 30	3 C 7 21	3 O 10 30	1 O 10 10	1 O 10 10	1 O 10 10	6 O 10 60	21	195	9.29
SGPI: SEM-I: 8.78 ; SEM-II: 9.35 ; SEM-III: 9.87 ; SEM-IV: 9.92 ; SEM-V: 9.78 ; SEM-VI: 9.57 ; SEM-VII: 7.64 ; CGPI: 9.30										
CREDITS: SEM-I: 18 ; SEM-II: 20 ; SEM-III: 23 ; SEM-IV: 24 ; SEM-V: 23 ; SEM-VI: 23 ; SEM-VII: 22										
MARKS: SEM-I:532/675; SEM-II:589/725; SEM-III:666/775; SEM-IV:680/775; SEM-V:684/775; SEM-VI:631/775; SEM-VII:494/725; TOTAL: 4840/5925 (81.69%)										

6033240 GHANEKAR OMKAR MANGESH ANJALI

48	53	67	59	21	23	21	87			
14	16	17	20	18	17	20	43	P		544
62	69	84	79	39	40	41	130			
3 C 7 21	3 C 7 21	3 O 10 30	3 A 9 27	1 A 9 9	1 O 10 10	1 O 10 10	6 O 10 60	21	188	8.95
(DIPLOMA STUDENT) SGPI: SEM-III: 9.91 ; SEM-IV: 9.79 ; SEM-V: 9.70 ; SEM-VI: 9.13 ; SEM-VII: 8.95 ; CGPI: 9.42										
CREDITS: SEM-III: 23 ; SEM-IV: 24 ; SEM-V: 23 ; SEM-VI: 23 ; SEM-VII: 22										
MARKS: SEM-III:673/775; SEM-IV:666/775; SEM-V:663/775; SEM-VI:612/775; SEM-VII:556/725; TOTAL: 3714/4525 (82.08%)										

/- FEMALE, #- 0.229, @- 0.5042/0.5043, \*- 0.5045, \$- Carried Forward Grade, ~- Dyslexia, A/ABS- Absent, F- Fails, P- Passes

RR- Reserved, RLE- Reserve for Lower Examination, RPV- Provisional, RCC- 0.5050, ADC- Admission Cancelled

G:Grade, GP:Grade Point, C:Credits, ãC:Sum of Credit Points, ãCG:Sum of Product of Credits &amp; Grades

SGPI:Semester Grade Performance Index = ãCG/ãC, CGPI:Cumulative Grade Performance Index

% Marks : 80 and Above 75-79.99 70-74.99 60-69.99 50-59.99 45-49.99 40-44.99 Less Than 40

Grade / Gr. Pt. : O / 10 A / 9 B / 8 C / 7 D / 6 E / 5 P / 4 F / 0

SEAT_NO	NAME	<Course-I>	<Course-II>	<Course-III>	<Course-IV>	<Course-V>	<Course-VI>	<Course-VII>	<Course-VIII>	RESULT REMARK	TOTAL MARKS	
		Th(80/32)	Th(80/32)	Th(80/32)	Th(80/32)	Tw(25/10)	Tw(25/10)	Tw(25/10)	Tw(100/40)		OUT OF 700	
		In(20/08)	In(20/08)	In(20/08)	In(20/08)	Or(25/10)	Or(25/10)	Or/Pr(25/10)	Or/Pr(50/20)			
		Total	Total	Total	Total	Total	Total	Total	Total			
		C G GP C*G	C G GP C*G	C G GP C*G	C G GP C*G	C G GP C*G	C G GP C*G	C G GP C*G	C G GP C*G	ãC ãCG SGPI		
01.	CSC801	DISTRIBUTED COMPUTING				04.	CSDC8013	APPLIED DATA SCIENCE		06.	CSDC8022	HIGH PERFORMANCE COMPUTING
08.	ILO8021	PROJECT MANAGEMENT				17.	CSL801	DISTRIBUTED COMPUTING LAB		20.	CSDL8013	APPLIED DATA SCIENCE LAB
22.	CSDL8022	HIGH PERFORMANCE COMPUTING LAB				24.	CSP801	MAJOR PROJECT II				
-----												
6033241 /KHANDELWAL KRITIKA RAJENDRA ABHA												
		62	53	60	57	14	16	15	84			
		13	16	15	17	17	19	20	42	P	520	
		75	69	75	74	31	35	35	126			
		3 A 9 27	3 C 7 21	3 A 9 27	3 B 8 24	1 C 7 7	7 1 B 8 8	8 1 B 8 8	6 O 10 60	21 182	8.67	
		SGPI: SEM-I: 8.28 ; SEM-II: 8.53 ; SEM-III: 9.57 ; SEM-IV: 9.63 ; SEM-V: 9.87 ; SEM-VI: 9.00 ; SEM-VII: 7.41 ; CGPI: 8.91										
		CREDITS: SEM-I: 18 ; SEM-II: 20 ; SEM-III: 23 ; SEM-IV: 24 ; SEM-V: 23 ; SEM-VI: 23 ; SEM-VII: 22										
		MARKS: SEM-I:511/675; SEM-II:545/725; SEM-III:640/775; SEM-IV:652/775; SEM-V:667/775; SEM-VI:604/775; SEM-VII:487/725; TOTAL: 4626/5925 (78.08%)										
-----												
6033242 /KUMBHAR RUCHIKA TEJBAHADUR SANGEETA												
		60	50	40	44	11	21	19	87			
		8	16	12	13	16	18	19	45	P	479	
		68	66	52	57	27	39	38	132			
		3 C 7 21	3 C 7 21	3 D 6 18	3 D 6 18	1 D 6 6	1 A 9 9	9 1 A 9 9	6 O 10 60	21 162	7.71	
		SGPI: SEM-I: 9.06 ; SEM-II: 9.85 ; SEM-III: 6.70 ; SEM-IV: 9.08 ; SEM-V: 9.35 ; SEM-VI: 5.26 ; SEM-VII: 7.64 ; CGPI: 8.04										
		CREDITS: SEM-I: 18 ; SEM-II: 20 ; SEM-III: 23 ; SEM-IV: 24 ; SEM-V: 23 ; SEM-VI: 23 ; SEM-VII: 22										
		MARKS: SEM-I:540/675; SEM-II:622/725; SEM-III:474/775; SEM-IV:608/775; SEM-V:643/775; SEM-VI:394/775; SEM-VII:484/725; TOTAL: 4244/5925 (71.63%)										
-----												
6033243 LAKSHMANAN DINESH LAKSHMANAN LEKSHMI												
		58	51	59	57	18	18	19	90			
		15	16	17	17	18	18	22	43	P	536	
		73	67	76	74	36	36	41	133			
		3 B 8 24	3 C 7 21	3 A 9 27	3 B 8 24	1 B 8 8	8 1 B 8 8	8 1 O 10 10	6 O 10 60	21 182	8.67	
		SGPI: SEM-I: 5.89 ; SEM-II: 6.93 ; SEM-III: 9.57 ; SEM-IV: 9.67 ; SEM-V: 9.74 ; SEM-VI: 8.78 ; SEM-VII: 7.86 ; CGPI: 8.49										
		CREDITS: SEM-I: 18 ; SEM-II: 20 ; SEM-III: 23 ; SEM-IV: 24 ; SEM-V: 23 ; SEM-VI: 23 ; SEM-VII: 22										
		MARKS: SEM-I:388/675; SEM-II:450/725; SEM-III:642/775; SEM-IV:631/775; SEM-V:642/775; SEM-VI:591/775; SEM-VII:505/725; TOTAL: 4385/5925 (74.01%)										
-----												
/- FEMALE, #- 0.229, @- 0.5042/0.5043, *- 0.5045, \$- Carried Forward Grade, ~- Dyslexia, A/ABS- Absent, F- Fails, P- Passes												
RR- Reserved, RLE- Reserve for Lower Examination, RPV- Provisional, RCC- 0.5050, ADC- Admission Cancelled												
G:Grade, GP:Grade Point, C:Credits, ãC:Sum of Credit Points, ãCG:Sum of Product of Credits & Grades												
SGPI:Semester Grade Performance Index = ãCG/ãC, CGPI:Cumulative Grade Performance Index												
% Marks : 80 and Above 75-79.99 70-74.99 60-69.99 50-59.99 45-49.99 40-44.99 Less Than 40												
Grade / Gr. Pt. : O / 10 A / 9 B / 8 C / 7 D / 6 E / 5 P / 4 F / 0												
-----												

SEAT_NO	NAME	<Course-I>	<Course-II>	<Course-III>	<Course-IV>	<Course-V >	<Course-VI>	<Course-VII>	<Course-VIII>	RESULT REMARK	TOTAL MARKS	
		Th(80/32)	Th(80/32)	Th(80/32)	Th(80/32)	Tw(25/10)	Tw(25/10)	Tw(25/10)	Tw(100/40)		OUT OF 700	
		In(20/08)	In(20/08)	In(20/08)	In(20/08)	Or(25/10)	Or(25/10)	Or/Pr(25/10)	Or/Pr(50/20)			
		Total	Total	Total	Total	Total	Total	Total	Total			
		C G GP C*G	C G GP C*G	C G GP C*G	C G GP C*G	C G GP C*G	C G GP C*G	C G GP C*G	C G GP C*G	ãC ãCG SGPI		
01.	CSC801		DISTRIBUTED COMPUTING			04.	CSDC8013	APPLIED DATA SCIENCE		06.	CSDC8022	HIGH PERFORMANCE COMPUTING
08.	ILO8021		PROJECT MANAGEMENT			17.	CSL801	DISTRIBUTED COMPUTING LAB		20.	CSDL8013	APPLIED DATA SCIENCE LAB
22.	CSDL8022		HIGH PERFORMANCE COMPUTING LAB			24.	CSP801	MAJOR PROJECT II				
-----												
6033244	MAIR PRITISH SANJAY ANITA											
		43	42	46	43	20	18	20	90			
		13	15	12	18	20	21	22	45	P		488
		56	57	58	61	40	39	42	135			
		3 D 6 18	3 D 6 18	3 D 6 18	3 C 7 21	1 O 10 10	1 A 9 9	1 O 10 10	6 O 10 60	21 164	7.81	
		SGPI: SEM-I: 8.11 ; SEM-II: 8.85 ; SEM-III: 9.87 ; SEM-IV: 9.67 ; SEM-V:10.00 ; SEM-VI: 8.26 ; SEM-VII: 7.18 ; CGPI: 8.76										
		CREDITS: SEM-I: 18 ; SEM-II: 20 ; SEM-III: 23 ; SEM-IV: 24 ; SEM-V: 23 ; SEM-VI: 23 ; SEM-VII: 22										
		MARKS: SEM-I:496/675; SEM-II:553/725; SEM-III:672/775; SEM-IV:668/775; SEM-V:689/775; SEM-VI:558/775; SEM-VII:470/725; TOTAL: 4594/5925 (77.54%)										
-----												
6033245	/METHA NIDHI PINAKIN PRITI											
		45	47	59	62	17	16	19	90			
		10	15	13	18	18	16	19	43	P		507
		55	62	72	80	35	32	38	133			
		3 D 6 18	3 C 7 21	3 B 8 24	3 O 10 30	1 B 8 8	1 C 7 7	1 A 9 9	6 O 10 60	21 177	8.43	
		SGPI: SEM-I: 6.75 ; SEM-II: 6.83 ; SEM-III: 9.30 ; SEM-IV: 9.08 ; SEM-V: 9.83 ; SEM-VI: 7.91 ; SEM-VII: 7.77 ; CGPI: 8.31										
		CREDITS: SEM-I: 18 ; SEM-II: 20 ; SEM-III: 23 ; SEM-IV: 24 ; SEM-V: 23 ; SEM-VI: 23 ; SEM-VII: 22										
		MARKS: SEM-I:428/675; SEM-II:451/725; SEM-III:628/775; SEM-IV:607/775; SEM-V:658/775; SEM-VI:539/775; SEM-VII:508/725; TOTAL: 4326/5925 (73.01%)										
-----												
6033246	MISHRA ATUL RAJESH NILAM											
		54	51	61	45	12	11	13	84			
		13	13	13	19	18	19	18	42	P		486
		67	64	74	64	30	30	31	126			
		3 C 7 21	3 C 7 21	3 B 8 24	3 C 7 21	1 C 7 7	1 C 7 7	1 C 7 7	6 O 10 60	21 168	8.00	
		SGPI: SEM-I: 8.78 ; SEM-II: 7.95 ; SEM-III: 9.48 ; SEM-IV: 9.75 ; SEM-V: 9.83 ; SEM-VI: 8.61 ; SEM-VII: 6.82 ; CGPI: 8.69										
		CREDITS: SEM-I: 18 ; SEM-II: 20 ; SEM-III: 23 ; SEM-IV: 24 ; SEM-V: 23 ; SEM-VI: 23 ; SEM-VII: 22										
		MARKS: SEM-I:523/675; SEM-II:510/725; SEM-III:637/775; SEM-IV:662/775; SEM-V:660/775; SEM-VI:585/775; SEM-VII:469/725; TOTAL: 4532/5925 (76.49%)										
-----												
/- FEMALE, #- 0.229, @- 0.5042/0.5043, *- 0.5045, \$- Carried Forward Grade, ~- Dyslexia, A/ABS- Absent, F- Fails, P- Passes												
RR- Reserved, RLE- Reserve for Lower Examination, RPV- Provisional, RCC- 0.5050, ADC- Admission Cancelled												
G:Grade, GP:Grade Point, C:Credits, ãC:Sum of Credit Points, ãCG:Sum of Product of Credits & Grades												
SGPI:Semester Grade Performance Index = ãCG/ãC, CGPI:Cumulative Grade Performance Index												
% Marks : 80 and Above 75-79.99 70-74.99 60-69.99 50-59.99 45-49.99 40-44.99 Less Than 40												
Grade / Gr. Pt. : O / 10 A / 9 B / 8 C / 7 D / 6 E / 5 P / 4 F / 0												



SEAT_NO	NAME	<Course-I>	<Course-II>	<Course-III>	<Course-IV>	<Course-V>	<Course-VI>	<Course-VII>	<Course-VIII>	TOTAL MARKS		
		Th(80/32)	Th(80/32)	Th(80/32)	Th(80/32)	Tw(25/10)	Tw(25/10)	Tw(25/10)	Tw(100/40)	OUT OF 700		
		In(20/08)	In(20/08)	In(20/08)	In(20/08)	Or(25/10)	Or(25/10)	Or/Pr(25/10)	Or/Pr(50/20)	RESULT REMARK		
		Total	Total	Total	Total	Total	Total	Total	Total			
		C G GP C*G	C G GP C*G	C G GP C*G	C G GP C*G	C G GP C*G	C G GP C*G	C G GP C*G	C G GP C*G	ãC ãCG SGPI		
01.	CSC801	DISTRIBUTED COMPUTING			04.	CSDC8013	APPLIED DATA SCIENCE			06.	CSDC8022	HIGH PERFORMANCE COMPUTING
08.	ILO8021	PROJECT MANAGEMENT			17.	CSL801	DISTRIBUTED COMPUTING LAB			20.	CSDL8013	APPLIED DATA SCIENCE LAB
22.	CSDL8022	HIGH PERFORMANCE COMPUTING LAB			24.	CSP801	MAJOR PROJECT II					

6033247 MORE MARUTI KANTIRAM RUKMINI

71	65	66	62	17	11	16	79											
15	13	13	19	20	19	19	40	P	RPV	545								
86	78	79	81	37	30	35	119											
3 O 10	30	3 A 9	27	3 A 9	27	3 O 10	30	1 B 8	8	1 C 7	7	1 B 8	8	6 A 9	54	21	191	9.10

(DIPLOMA STUDENT)

SGPI: SEM-III: 9.57 ; SEM-IV: 9.67 ; SEM-V: 9.78 ; SEM-VI: 8.87 ; SEM-VII: 7.55 ; CGPI: 9.11  
 CREDITS: SEM-III: 23 ; SEM-IV: 24 ; SEM-V: 23 ; SEM-VI: 23 ; SEM-VII: 22  
 MARKS: SEM-III:629/775; SEM-IV:635/775; SEM-V:646/775; SEM-VI:598/775; SEM-VII:499/725; TOTAL: 3552/4525 (78.50%)

6033248 MORE OMKAR DATTATRAY VANDANA

47	44	59	48	16	14	16	87											
10	12	12	15	18	20	17	43	P	RLE	478								
57	56	71	63	34	34	33	130											
3 D 6	18	3 D 6	18	3 B 8	24	3 C 7	21	1 C 7	7	1 C 7	7	1 C 7	7	6 O 10	60	21	162	7.71

(DIPLOMA STUDENT)

SGPI: SEM-III: 9.30 ; SEM-IV: 9.42 ; SEM-V: 9.83 ; SEM-VI: 6.17 ; SEM-VII: -- ; CGPI: --  
 CREDITS: SEM-III: 23 ; SEM-IV: 24 ; SEM-V: 23 ; SEM-VI: 23 ; SEM-VII: --  
 MARKS: SEM-III:614/775; SEM-IV:627/775; SEM-V:649/775; SEM-VI:432/775; SEM-VII:-- ; TOTAL: --

6033249 NAIK OMKAR PRADIP ALKA

48	48	49	51	15	14	14	85											
14	17	14	20	20	18	19	42	P	RPV	488								
62	65	63	71	35	32	33	127											
3 C 7	21	3 C 7	21	3 C 7	21	3 B 8	24	1 B 8	8	1 C 7	7	1 C 7	7	6 O 10	60	21	169	8.05

SGPI: SEM-I: 7.58 ; SEM-II: 6.28 ; SEM-III: 9.30 ; SEM-IV: 9.46 ; SEM-V: 9.65 ; SEM-VI: 7.65 ; SEM-VII: 7.77 ; CGPI: 8.28  
 CREDITS: SEM-I: 18 ; SEM-II: 20 ; SEM-III: 23 ; SEM-IV: 24 ; SEM-V: 23 ; SEM-VI: 23 ; SEM-VII: 22  
 MARKS: SEM-I:444/675; SEM-II:407/725; SEM-III:627/775; SEM-IV:648/775; SEM-V:643/775; SEM-VI:528/775; SEM-VII:492/725; TOTAL: 4277/5925 (72.19%)

/- FEMALE, #- 0.229, @- 0.5042/0.5043, \*- 0.5045, \$- Carried Forward Grade, ~- Dyslexia, A/ABS- Absent, F- Fails, P- Passes

RR- Reserved, RLE- Reserve for Lower Examination, RPV- Provisional, RCC- 0.5050, ADC- Admission Cancelled

G:Grade, GP:Grade Point, C:Credits, ãC:Sum of Credit Points, ãCG:Sum of Product of Credits &amp; Grades

SGPI:Semester Grade Performance Index = ãCG/ãC, CGPI:Cumulative Grade Performance Index

% Marks : 80 and Above 75-79.99 70-74.99 60-69.99 50-59.99 45-49.99 40-44.99 Less Than 40

Grade / Gr. Pt. : O / 10 A / 9 B / 8 C / 7 D / 6 E / 5 P / 4 F / 0

SEAT_NO	NAME	<Course-I>	<Course-II>	<Course-III>	<Course-IV>	<Course-V>	<Course-VI>	<Course-VII>	<Course-VIII>	RESULT REMARK	TOTAL MARKS	
		Th(80/32)	Th(80/32)	Th(80/32)	Th(80/32)	Tw(25/10)	Tw(25/10)	Tw(25/10)	Tw(100/40)		OUT OF 700	
		In(20/08)	In(20/08)	In(20/08)	In(20/08)	Or(25/10)	Or(25/10)	Or/Pr(25/10)	Or/Pr(50/20)			
		Total	Total	Total	Total	Total	Total	Total	Total			
		C G GP C*G	C G GP C*G	C G GP C*G	C G GP C*G	C G GP C*G	C G GP C*G	C G GP C*G	C G GP C*G	ãC ãCG SGPI		
01.	CSC801	DISTRIBUTED COMPUTING				04.	CSDC8013	APPLIED DATA SCIENCE		06.	CSDC8022	HIGH PERFORMANCE COMPUTING
08.	ILO8021	PROJECT MANAGEMENT				17.	CSL801	DISTRIBUTED COMPUTING LAB		20.	CSDL8013	APPLIED DATA SCIENCE LAB
22.	CSDL8022	HIGH PERFORMANCE COMPUTING LAB				24.	CSP801	MAJOR PROJECT II				
-----												
6033250	NAKHALE ANKIT RAVINDRA ARCHANA											
		43	45	54	45	11	17	14	75			
		9	10	12	11	16	14	19	38	P	433	
		52	55	66	56	27	31	33	113			
		3 D 6 18	3 D 6 18	3 C 7 21	3 D 6 18	1 D 6 6	1 C 7 7	1 C 7 7	6 A 9 54	21 149	7.10	
		SGPI: SEM-I: 7.28 ; SEM-II: 7.05 ; SEM-III: 9.22 ; SEM-IV: 9.25 ; SEM-V: 9.78 ; SEM-VI: 6.96 ; SEM-VII: 6.45 ; CGPI: 7.94										
		CREDITS: SEM-I: 18 ; SEM-II: 20 ; SEM-III: 23 ; SEM-IV: 24 ; SEM-V: 23 ; SEM-VI: 23 ; SEM-VII: 22										
		MARKS: SEM-I:447/675; SEM-II:454/725; SEM-III:624/775; SEM-IV:614/775; SEM-V:649/775; SEM-VI:476/775; SEM-VII:409/725; TOTAL: 4106/5925 (69.30%)										
-----												
6033251	PANDIT KAUSTUBH ANIL GEETA											
		51	55	42	50	15	11	13	82			
		13	16	11	17	18	16	16	40	P	466	
		64	71	53	67	33	27	29	122			
		3 C 7 21	3 B 8 24	3 D 6 18	3 C 7 21	1 C 7 7	1 D 6 6	1 D 6 6	6 O 10 60	21 163	7.76	
		SGPI: SEM-I: 6.56 ; SEM-II: 6.63 ; SEM-III: 9.48 ; SEM-IV: 9.38 ; SEM-V: 9.87 ; SEM-VI: 7.70 ; SEM-VII: 6.64 ; CGPI: 8.09										
		CREDITS: SEM-I: 18 ; SEM-II: 20 ; SEM-III: 23 ; SEM-IV: 24 ; SEM-V: 23 ; SEM-VI: 23 ; SEM-VII: 22										
		MARKS: SEM-I:413/675; SEM-II:427/725; SEM-III:633/775; SEM-IV:641/775; SEM-V:651/775; SEM-VI:520/775; SEM-VII:437/725; TOTAL: 4188/5925 (70.68%)										
-----												
6033252	PANDYA BHAVIN MAGANBHAI HARSHABEN											
		47	43	48	47	13	15	13	75			
		11	15	12	13	19	14	16	38	P	439	
		58	58	60	60	32	29	29	113			
		3 D 6 18	3 D 6 18	3 C 7 21	3 C 7 21	1 C 7 7	1 D 6 6	1 D 6 6	6 A 9 54	21 151	7.19	
		SGPI: SEM-I: 7.61 ; SEM-II: 7.08 ; SEM-III: 8.48 ; SEM-IV: 9.17 ; SEM-V: 9.83 ; SEM-VI: 8.04 ; SEM-VII: 6.50 ; CGPI: 8.04										
		CREDITS: SEM-I: 18 ; SEM-II: 20 ; SEM-III: 23 ; SEM-IV: 24 ; SEM-V: 23 ; SEM-VI: 23 ; SEM-VII: 22										
		MARKS: SEM-I:458/675; SEM-II:458/725; SEM-III:579/775; SEM-IV:616/775; SEM-V:653/775; SEM-VI:560/775; SEM-VII:420/725; TOTAL: 4183/5925 (70.60%)										
-----												
/- FEMALE, #- 0.229, @- 0.5042/0.5043, *- 0.5045, \$- Carried Forward Grade, ~- Dyslexia, A/ABS- Absent, F- Fails, P- Passes												
RR- Reserved, RLE- Reserve for Lower Examination, RPV- Provisional, RCC- 0.5050, ADC- Admission Cancelled												
G:Grade, GP:Grade Point, C:Credits, ãC:Sum of Credit Points, ãCG:Sum of Product of Credits & Grades												
SGPI:Semester Grade Performance Index = ãCG/ãC, CGPI:Cumulative Grade Performance Index												
% Marks : 80 and Above 75-79.99 70-74.99 60-69.99 50-59.99 45-49.99 40-44.99 Less Than 40												
Grade / Gr. Pt. : O / 10 A / 9 B / 8 C / 7 D / 6 E / 5 P / 4 F / 0												
-----												

SEAT_NO	NAME	<Course-I>	<Course-II>	<Course-III>	<Course-IV>	<Course-V>	<Course-VI>	<Course-VII>	<Course-VIII>	RESULT REMARK	TOTAL MARKS	
		Th(80/32)	Th(80/32)	Th(80/32)	Th(80/32)	Tw(25/10)	Tw(25/10)	Tw(25/10)	Tw(100/40)		OUT OF 700	
		In(20/08)	In(20/08)	In(20/08)	In(20/08)	Or(25/10)	Or(25/10)	Or/Pr(25/10)	Or/Pr(50/20)			
		Total	Total	Total	Total	Total	Total	Total	Total			
		C G GP C*G	C G GP C*G	C G GP C*G	C G GP C*G	C G GP C*G	C G GP C*G	C G GP C*G	C G GP C*G	ãC ãCG SGPI		
01.	CSC801		DISTRIBUTED COMPUTING			04.	CSDC8013	APPLIED DATA SCIENCE		06.	CSDC8022	HIGH PERFORMANCE COMPUTING
08.	ILO8021		PROJECT MANAGEMENT			17.	CSL801	DISTRIBUTED COMPUTING LAB		20.	CSDL8013	APPLIED DATA SCIENCE LAB
22.	CSDL8022		HIGH PERFORMANCE COMPUTING LAB			24.	CSP801	MAJOR PROJECT II				

6033253 PATEL HARSHIL MAYUR BHAKTI

45	48	38	41	11	11	13	70				
8	9	10	14	18	18	17	43	P		414	
53	57	48	55	29	29	30	113				
3 D 6 18	3 D 6 18	3 E 5 15	3 D 6 18	1 D 6 6	1 D 6 6	1 C 7 7	6 A 9 54	21	142	6.76	

(DIPLOMA STUDENT)

SGPI: SEM-III: 9.57 ; SEM-IV: 9.54 ; SEM-V: 9.91 ; SEM-VI: 7.00 ; SEM-VII: 6.73 ; CGPI: 8.29  
 CREDITS: SEM-III: 23 ; SEM-IV: 24 ; SEM-V: 23 ; SEM-VI: 23 ; SEM-VII: 22  
 MARKS: SEM-III:648/775; SEM-IV:641/775; SEM-V:654/775; SEM-VI:470/775; SEM-VII:436/725; TOTAL: 3263/4525 (72.11%)

6033254 PATIL CHAITANYA RAJIV SUNITA

46	49	41	37	15	19	14	85				
10	13	14	12	18	15	21	42	P		451	
56	62	55	49	33	34	35	127				
3 D 6 18	3 C 7 21	3 D 6 18	3 E 5 15	1 C 7 7	1 C 7 7	1 B 8 8	6 O 10 60	21	154	7.33	

SGPI: SEM-I: 7.33 ; SEM-II: 8.45 ; SEM-III: 9.48 ; SEM-IV: 9.63 ; SEM-V: 9.78 ; SEM-VI: 7.78 ; SEM-VII: 7.50 ; CGPI: 8.47  
 CREDITS: SEM-I: 18 ; SEM-II: 20 ; SEM-III: 23 ; SEM-IV: 24 ; SEM-V: 23 ; SEM-VI: 23 ; SEM-VII: 22  
 MARKS: SEM-I:462/675; SEM-II:540/725; SEM-III:644/775; SEM-IV:643/775; SEM-V:658/775; SEM-VI:542/775; SEM-VII:466/725; TOTAL: 4406/5925 (74.36%)

6033255 PAWAR ADITYA VIVEK SHAILAJA

34E	47E	68E	21F	12E	18E	13E	85E				
11E	15E	13E	12E	16E	19E	18E	42E	F		444	
45	62	81	--	28	37	31	127				
3 E 5 15	3 C 7 21	3 O 10 30	-- -- --	1 D 6 6	1 B 8 8	1 C 7 7	6 O 10 60	18	147	--	

SGPI: SEM-I: 7.06 ; SEM-II: 7.30 ; SEM-III: 9.43 ; SEM-IV: 9.79 ; SEM-V: 9.70 ; SEM-VI: 7.74 ; SEM-VII: 7.27 ; CGPI: --  
 CREDITS: SEM-I: 18 ; SEM-II: 20 ; SEM-III: 23 ; SEM-IV: 24 ; SEM-V: 23 ; SEM-VI: 23 ; SEM-VII: 22  
 MARKS: SEM-I:422/675; SEM-II:483/725; SEM-III:627/775; SEM-IV:646/775; SEM-V:649/775; SEM-VI:532/775; SEM-VII:461/725; TOTAL: --

/- FEMALE, #- 0.229, @- 0.5042/0.5043, \*- 0.5045, \$- Carried Forward Grade, ~- Dyslexia, A/ABS- Absent, F- Fails, P- Passes

RR- Reserved, RLE- Reserve for Lower Examination, RPV- Provisional, RCC- 0.5050, ADC- Admission Cancelled

G:Grade, GP:Grade Point, C:Credits, ãC:Sum of Credit Points, ãCG:Sum of Product of Credits &amp; Grades

SGPI:Semester Grade Performance Index = ãCG/ãC, CGPI:Cumulative Grade Performance Index

% Marks : 80 and Above 75-79.99 70-74.99 60-69.99 50-59.99 45-49.99 40-44.99 Less Than 40

Grade / Gr. Pt. : O / 10 A / 9 B / 8 C / 7 D / 6 E / 5 P / 4 F / 0

SEAT_NO	NAME	<Course-I>	<Course-II>	<Course-III>	<Course-IV>	<Course-V >	<Course-VI>	<Course-VII>	<Course-VIII>	RESULT REMARK	TOTAL MARKS OUT OF 700	
		Th(80/32)	Th(80/32)	Th(80/32)	Th(80/32)	Tw(25/10)	Tw(25/10)	Tw(25/10)	Tw(100/40)			
		In(20/08)	In(20/08)	In(20/08)	In(20/08)	Or(25/10)	Or(25/10)	Or/Pr(25/10)	Or/Pr(50/20)			
		Total	Total	Total	Total	Total	Total	Total	Total			
		C G GP C*G	C G GP C*G	C G GP C*G	C G GP C*G	C G GP C*G	C G GP C*G	C G GP C*G	C G GP C*G	ãC ãCG SGPI		
01.	CSC801		DISTRIBUTED COMPUTING			04.	CSDC8013	APPLIED DATA SCIENCE		06.	CSDC8022	HIGH PERFORMANCE COMPUTING
08.	ILO8021		PROJECT MANAGEMENT			17.	CSL801	DISTRIBUTED COMPUTING LAB		20.	CSDL8013	APPLIED DATA SCIENCE LAB
22.	CSDL8022		HIGH PERFORMANCE COMPUTING LAB			24.	CSP801	MAJOR PROJECT II				
-----												
6033256	RAJESH VENKATESH RAJESH RAMA											
		45	36	41	54	16	11	14	87			
		9	10	9	12	16	13	15	43	P	431	
		54	46	50	66	32	24	29	130			
		3 D 6 18	3 E 5 15	3 D 6 18	3 C 7 21	1 C 7 7	1 E 5 5	1 D 6 6	6 O 10 60	21 150	7.14	
		SGPI: SEM-I: 6.33 ; SEM-II: 5.63 ; SEM-III: 9.00 ; SEM-IV: 8.58 ; SEM-V: 9.04 ; SEM-VI: 6.00 ; SEM-VII: 5.68 ; CGPI: 7.24										
		CREDITS: SEM-I: 18 ; SEM-II: 20 ; SEM-III: 23 ; SEM-IV: 24 ; SEM-V: 23 ; SEM-VI: 23 ; SEM-VII: 22										
		MARKS: SEM-I:403/675; SEM-II:379/725; SEM-III:603/775; SEM-IV:583/775; SEM-V:603/775; SEM-VI:433/775; SEM-VII:374/725; TOTAL: 3809/5925 (64.29%)										
-----												
6033257	/RATHOD LAVINA RAJESH VIMAL											
		53	46	53	62	16	16	16	85			
		13	13	10	17	16	19	18	42	P	495	
		66	59	63	79	32	35	34	127			
		3 C 7 21	3 D 6 18	3 C 7 21	3 A 9 27	1 C 7 7	1 B 8 8	1 C 7 7	6 O 10 60	21 169	8.05	
		SGPI: SEM-I: 7.11 ; SEM-II: 7.43 ; SEM-III: 9.26 ; SEM-IV: 9.17 ; SEM-V: 9.78 ; SEM-VI: 7.09 ; SEM-VII: 7.64 ; CGPI: 8.25										
		CREDITS: SEM-I: 18 ; SEM-II: 20 ; SEM-III: 23 ; SEM-IV: 24 ; SEM-V: 23 ; SEM-VI: 23 ; SEM-VII: 22										
		MARKS: SEM-I:447/675; SEM-II:481/725; SEM-III:624/775; SEM-IV:608/775; SEM-V:657/775; SEM-VI:488/775; SEM-VII:489/725; TOTAL: 4289/5925 (72.39%)										
-----												
6033258	ROKADE MAYANK SUDESH SANDHYA											
		46	43	57	49	12	12	14	75			
		13	10	12	15	17	18	21	38	P	452	
		59	53	69	64	29	30	35	113			
		3 D 6 18	3 D 6 18	3 C 7 21	3 C 7 21	1 D 6 6	1 C 7 7	1 B 8 8	6 A 9 54	21 153	7.29	
		SGPI: SEM-I: 6.72 ; SEM-II: 5.67 ; SEM-III: 9.35 ; SEM-IV: 9.25 ; SEM-V:10.00 ; SEM-VI: 8.17 ; SEM-VII: 7.18 ; CGPI: 7.90										
		CREDITS: SEM-I: 27 ; SEM-II: 27 ; SEM-III: 23 ; SEM-IV: 24 ; SEM-V: 23 ; SEM-VI: 23 ; SEM-VII: 22										
		MARKS: SEM-I:443/750; SEM-II:391/750; SEM-III:618/775; SEM-IV:617/775; SEM-V:654/775; SEM-VI:565/775; SEM-VII:453/725; TOTAL: 4193/6025 (69.59%)										
-----												
/- FEMALE, #- 0.229, @- 0.5042/0.5043, *- 0.5045, \$- Carried Forward Grade, ~- Dyslexia, A/ABS- Absent, F- Fails, P- Passes												
RR- Reserved, RLE- Reserve for Lower Examination, RPV- Provisional, RCC- 0.5050, ADC- Admission Cancelled												
G:Grade, GP:Grade Point, C:Credits, ãC:Sum of Credit Points, ãCG:Sum of Product of Credits & Grades												
SGPI:Semester Grade Performance Index = ãCG/ãC, CGPI:Cumulative Grade Performance Index												
% Marks : 80 and Above 75-79.99 70-74.99 60-69.99 50-59.99 45-49.99 40-44.99 Less Than 40												
Grade / Gr. Pt. : O / 10 A / 9 B / 8 C / 7 D / 6 E / 5 P / 4 F / 0												

SEAT_NO	NAME	<Course-I>	<Course-II>	<Course-III>	<Course-IV>	<Course-V >	<Course-VI>	<Course-VII>	<Course-VIII>	RESULT REMARK	TOTAL MARKS	
		Th(80/32)	Th(80/32)	Th(80/32)	Th(80/32)	Tw(25/10)	Tw(25/10)	Tw(25/10)	Tw(100/40)		OUT OF 700	
		In(20/08)	In(20/08)	In(20/08)	In(20/08)	Or(25/10)	Or(25/10)	Or/Pr(25/10)	Or/Pr(50/20)			
		Total	Total	Total	Total	Total	Total	Total	Total			
		C G GP C*G	C G GP C*G	C G GP C*G	C G GP C*G	C G GP C*G	C G GP C*G	C G GP C*G	C G GP C*G	ãC ãCG SGPI		
01.	CSC801		DISTRIBUTED COMPUTING			04.	CSDC8013	APPLIED DATA SCIENCE		06.	CSDC8022	HIGH PERFORMANCE COMPUTING
08.	ILO8021		PROJECT MANAGEMENT			17.	CSL801	DISTRIBUTED COMPUTING LAB		20.	CSDL8013	APPLIED DATA SCIENCE LAB
22.	CSDL8022		HIGH PERFORMANCE COMPUTING LAB			24.	CSP801	MAJOR PROJECT II				

6033259 SETH SHREYASH AMIT RINKI

47	34	42	61	12	11	13	81				
11	9	13	18	17	19	17	40	P		445	
58	43	55	79	29	30	30	121				
3 D 6 18	3 P 4 12	3 D 6 18	3 A 9 27	1 D 6 6	1 C 7 7	1 C 7 7	6 O 10 60	21	155	7.38	

SGPI: SEM-I: 6.11 ; SEM-II: 7.15 ; SEM-III: 9.48 ; SEM-IV: 9.42 ; SEM-V: 9.87 ; SEM-VI: 6.74 ; SEM-VII: 6.73 ; CGPI: 7.94  
 CREDITS: SEM-I: 18 ; SEM-II: 20 ; SEM-III: 23 ; SEM-IV: 24 ; SEM-V: 23 ; SEM-VI: 23 ; SEM-VII: 22  
 MARKS: SEM-I:385/675; SEM-II:472/725; SEM-III:633/775; SEM-IV:641/775; SEM-V:654/775; SEM-VI:470/775; SEM-VII:446/725; TOTAL: 4146/5925 (69.97%)

6033260 /SHAH KHUSHI HIREN HIRAL

35	44	28	35	12	15	17	75				
8	8	8	12	16	19	18	37	P	RLE	387	
43	52	36	47	28	34	35	112				
3 P 4 12	3 D 6 18	3 F 0 0	3 E 5 15	1 D 6 6	1 C 7 7	1 B 8 8	6 B 8 48	21	114	5.43	

SGPI: SEM-I: 7.64 ; SEM-II: 6.55 ; SEM-III: 9.26 ; SEM-IV: 8.50 ; SEM-V: 9.04 ; SEM-VI: 5.96 ; SEM-VII: -- ; CGPI: --  
 CREDITS: SEM-I: 18 ; SEM-II: 20 ; SEM-III: 23 ; SEM-IV: 24 ; SEM-V: 23 ; SEM-VI: 23 ; SEM-VII: --  
 MARKS: SEM-I:461/675; SEM-II:432/725; SEM-III:619/775; SEM-IV:568/775; SEM-V:611/775; SEM-VI:422/775; SEM-VII:-- ; TOTAL: --

6033261 SHETH VIDIT RAKESH DHARMISTHA

54	48	50	63	13	11	15	85				
11	14	14	17	17	16	20	40	P		488	
65	62	64	80	30	27	35	125				
3 C 7 21	3 C 7 21	3 C 7 21	3 O 10 30	1 C 7 7	1 D 6 6	1 B 8 8	6 O 10 60	21	174	8.29	

SGPI: SEM-I: 7.97 ; SEM-II: 7.85 ; SEM-III: 9.57 ; SEM-IV: 9.71 ; SEM-V: 9.96 ; SEM-VI: 7.78 ; SEM-VII: 7.77 ; CGPI: 8.66  
 CREDITS: SEM-I: 18 ; SEM-II: 20 ; SEM-III: 23 ; SEM-IV: 24 ; SEM-V: 23 ; SEM-VI: 23 ; SEM-VII: 22  
 MARKS: SEM-I:484/675; SEM-II:512/725; SEM-III:639/775; SEM-IV:652/775; SEM-V:672/775; SEM-VI:531/775; SEM-VII:500/725; TOTAL: 4478/5925 (75.58%)

/- FEMALE, #- 0.229, @- 0.5042/0.5043, \*- 0.5045, \$- Carried Forward Grade, ~- Dyslexia, A/ABS- Absent, F- Fails, P- Passes

RR- Reserved, RLE- Reserve for Lower Examination, RPV- Provisional, RCC- 0.5050, ADC- Admission Cancelled

G:Grade, GP:Grade Point, C:Credits, ãC:Sum of Credit Points, ãCG:Sum of Product of Credits &amp; Grades

SGPI:Semester Grade Performance Index = ãCG/ãC, CGPI:Cumulative Grade Performance Index

% Marks : 80 and Above 75-79.99 70-74.99 60-69.99 50-59.99 45-49.99 40-44.99 Less Than 40

Grade / Gr. Pt. : O / 10 A / 9 B / 8 C / 7 D / 6 E / 5 P / 4 F / 0

SEAT_NO	NAME	<Course-I>	<Course-II>	<Course-III>	<Course-IV>	<Course-V>	<Course-VI>	<Course-VII>	<Course-VIII>	RESULT REMARK	TOTAL MARKS	
		Th(80/32)	Th(80/32)	Th(80/32)	Th(80/32)	Tw(25/10)	Tw(25/10)	Tw(25/10)	Tw(100/40)		OUT OF 700	
		In(20/08)	In(20/08)	In(20/08)	In(20/08)	Or(25/10)	Or(25/10)	Or/Pr(25/10)	Or/Pr(50/20)			
		Total	Total	Total	Total	Total	Total	Total	Total			
		C G GP C*G	C G GP C*G	C G GP C*G	C G GP C*G	C G GP C*G	C G GP C*G	C G GP C*G	C G GP C*G	ãC ãCG SGPI		
01.	CSC801	DISTRIBUTED COMPUTING				04.	CSDC8013	APPLIED DATA SCIENCE		06.	CSDC8022	HIGH PERFORMANCE COMPUTING
08.	ILO8021	PROJECT MANAGEMENT				17.	CSL801	DISTRIBUTED COMPUTING LAB		20.	CSDL8013	APPLIED DATA SCIENCE LAB
22.	CSDL8022	HIGH PERFORMANCE COMPUTING LAB				24.	CSP801	MAJOR PROJECT II				

6033262 /VIJAYKUMAR NEHA VIJAYKUMAR GRACE

53	56	37	56	18	21	21	86				
13	16	16	19	20	17	20	43	P		512	
66	72	53	75	38	38	41	129				
3 C 7 21	3 B 8 24	3 D 6 18	3 A 9 27	1 A 9 9	1 A 9 9	1 O 10 10	6 O 10 60	21 178	8.48		
SGPI: SEM-I: 7.06 ; SEM-II: 7.30 ; SEM-III: 9.48 ; SEM-IV: 9.46 ; SEM-V:10.00 ; SEM-VI: 7.74 ; SEM-VII: 7.14 ; CGPI: 8.40											
CREDITS: SEM-I: 18 ; SEM-II: 20 ; SEM-III: 23 ; SEM-IV: 24 ; SEM-V: 23 ; SEM-VI: 23 ; SEM-VII: 22											
MARKS: SEM-I:439/675; SEM-II:478/725; SEM-III:627/775; SEM-IV:633/775; SEM-V:672/775; SEM-VI:529/775; SEM-VII:455/725; TOTAL: 4345/5925 (73.33%)											

01.	CSC801	DISTRIBUTED COMPUTING				03.	CSDC8012	DIGITAL FORENSIC		06.	CSDC8022	HIGH PERFORMANCE COMPUTING
16.	ILO8029	ENVIRONMENTAL MANAGEMENT				17.	CSL801	DISTRIBUTED COMPUTING LAB		19.	CSDL8012	DIGITAL FORENSIC LAB
22.	CSDL8022	HIGH PERFORMANCE COMPUTING LAB				24.	CSP801	MAJOR PROJECT II				

6033263 KARANDE PRASHANT JAYWANT UJWALA

51	39	44	57	17	16	15	84				
12	8	10	13	17	17	19	40	P		459	
63	47	54	70	34	33	34	124				
3 C 7 21	3 E 5 15	3 D 6 18	3 B 8 24	1 C 7 7	1 C 7 7	1 C 7 7	6 O 10 60	21 159	7.57		
(DIPLOMA STUDENT) SGPI: SEM-III: 9.26 ; SEM-IV: 9.13 ; SEM-V: 9.65 ; SEM-VI: 7.17 ; SEM-VII: 7.14 ; CGPI: 8.35											
CREDITS: SEM-III: 23 ; SEM-IV: 24 ; SEM-V: 23 ; SEM-VI: 23 ; SEM-VII: 22											
MARKS: SEM-III:614/775; SEM-IV:605/775; SEM-V:639/775; SEM-VI:482/775; SEM-VII:478/725; TOTAL: 3277/4525 (72.42%)											

6033264 KARGUTKAR CHINMAY SACHIN SHRADDHA

62	62	65	62	19	19	18	87				
11	13	16	17	18	23	20	43	P		555	
73	75	81	79	37	42	38	130				
3 B 8 24	3 A 9 27	3 O 10 30	3 A 9 27	1 B 8 8	1 O 10 10	1 A 9 9	6 O 10 60	21 195	9.29		
SGPI: SEM-I: 6.50 ; SEM-II: 6.90 ; SEM-III: 9.09 ; SEM-IV: 9.50 ; SEM-V: 9.61 ; SEM-VI: 8.17 ; SEM-VII: 7.82 ; CGPI: 8.44											
CREDITS: SEM-I: 18 ; SEM-II: 20 ; SEM-III: 23 ; SEM-IV: 24 ; SEM-V: 23 ; SEM-VI: 23 ; SEM-VII: 22											
MARKS: SEM-I:403/675; SEM-II:450/725; SEM-III:618/775; SEM-IV:635/775; SEM-V:651/775; SEM-VI:562/775; SEM-VII:501/725; TOTAL: 4375/5925 (73.84%)											

/- FEMALE, #- 0.229, @- 0.5042/0.5043, \*- 0.5045, \$- Carried Forward Grade, -- Dyslexia, A/ABS- Absent, F- Fails, P- Passes

RR- Reserved, RLE- Reserve for Lower Examination, RPV- Provisional, RCC- 0.5050, ADC- Admission Cancelled

G:Grade, GP:Grade Point, C:Credits, ãC:Sum of Credit Points, ãCG:Sum of Product of Credits &amp; Grades

SGPI:Semester Grade Performance Index = ãCG/ãC, CGPI:Cumulative Grade Performance Index

% Marks : 80 and Above 75-79.99 70-74.99 60-69.99 50-59.99 45-49.99 40-44.99 Less Than 40

Grade / Gr. Pt. : O / 10 A / 9 B / 8 C / 7 D / 6 E / 5 P / 4 F / 0

SEAT_NO	NAME	<Course-I>	<Course-II>	<Course-III>	<Course-IV>	<Course-V >	<Course-VI>	<Course-VII>	<Course-VIII>	RESULT REMARK	TOTAL MARKS
Th(80/32)	Th(80/32)	Th(80/32)	Th(80/32)	Tw(25/10)	Tw(25/10)	Tw(25/10)	Tw(100/40)			OUT OF 700	
In(20/08)	In(20/08)	In(20/08)	In(20/08)	Or(25/10)	Or(25/10)	Or/Pr(25/10)	Or/Pr(50/20)				
Total	Total	Total	Total	Total	Total	Total	Total				
C G GP C*G	C G GP C*G	C G GP C*G	C G GP C*G	C G GP C*G	C G GP C*G	C G GP C*G	C G GP C*G	C G GP C*G	C G GP C*G	ãC ãCG SGPI	
01. CSC801	DISTRIBUTED COMPUTING					03. CSDC8012	DIGITAL FORENSIC			06. CSDC8022	HIGH PERFORMANCE COMPUTING
16. ILO8029	ENVIRONMENTAL MANAGEMENT					17. CSL801	DISTRIBUTED COMPUTING LAB			19. CSDL8012	DIGITAL FORENSIC LAB
22. CSDL8022	HIGH PERFORMANCE COMPUTING LAB					24. CSP801	MAJOR PROJECT II				
-----											
6033265	KHANDELWAL DHRUV KISHOR REENA										
57	50	53	66	14	17	17	89				
15	14	13	15	20	22	18	42	P		522	
72	64	66	81	34	39	35	131				
3 B 8 24	3 C 7 21	3 C 7 21	3 O 10 30	1 C 7 7	1 A 9 9	1 B 8 8	6 O 10 60	21	180	8.57	
(DIPLOMA STUDENT)											
SGPI: SEM-III: 9.09 ; SEM-IV: 9.71 ; SEM-V: 9.87 ; SEM-VI: 7.57 ; SEM-VII: 7.86 ; CGPI: 8.80											
CREDITS: SEM-III: 23 ; SEM-IV: 24 ; SEM-V: 23 ; SEM-VI: 23 ; SEM-VII: 22											
MARKS: SEM-III:611/775; SEM-IV:641/775; SEM-V:661/775; SEM-VI:522/775; SEM-VII:503/725; TOTAL: 3460/4525 (76.46%)											
-----											
6033266	KULKARNI RUTVIK SUDHIR PALLAVI										
38	45	49	65	15	16	15	84				
8	9	9	12	16	18	17	40	P		456	
46	54	58	77	31	34	32	124				
3 E 5 15	3 D 6 18	3 D 6 18	3 A 9 27	1 C 7 7	1 C 7 7	1 C 7 7	6 O 10 60	21	159	7.57	
(DIPLOMA STUDENT)											
SGPI: SEM-III: 9.09 ; SEM-IV: 9.08 ; SEM-V: 8.22 ; SEM-VI: 6.48 ; SEM-VII: 6.77 ; CGPI: 7.89											
CREDITS: SEM-III: 23 ; SEM-IV: 24 ; SEM-V: 23 ; SEM-VI: 23 ; SEM-VII: 22											
MARKS: SEM-III:604/775; SEM-IV:598/775; SEM-V:559/775; SEM-VI:470/775; SEM-VII:441/725; TOTAL: 3128/4525 (69.13%)											
-----											
6033267	/SHETYE RIYA RAMESH RUCHITA										
68	57	61	57	18	20	19	90				
17	16	17	15	19	23	21	45	P		563	
85	73	78	72	37	43	40	135				
3 O 10 30	3 B 8 24	3 A 9 27	3 B 8 24	1 B 8 8	1 O 10 10	1 O 10 10	6 O 10 60	21	193	9.19	
SGPI: SEM-I: 9.00 ; SEM-II: 9.90 ; SEM-III: 9.43 ; SEM-IV: 8.92 ; SEM-V: 9.26 ; SEM-VI: 9.43 ; SEM-VII: 8.55 ; CGPI: 9.21											
CREDITS: SEM-I: 18 ; SEM-II: 20 ; SEM-III: 23 ; SEM-IV: 24 ; SEM-V: 23 ; SEM-VI: 23 ; SEM-VII: 22											
MARKS: SEM-I:544/675; SEM-II:628/725; SEM-III:638/775; SEM-IV:601/775; SEM-V:622/775; SEM-VI:616/775; SEM-VII:542/725; TOTAL: 4754/5925 (80.24%)											
-----											
/- FEMALE, #- 0.229, @- 0.5042/0.5043, *- 0.5045, \$- Carried Forward Grade, ~- Dyslexia, A/ABS- Absent, F- Fails, P- Passes											
RR- Reserved, RLE- Reserve for Lower Examination, RPV- Provisional, RCC- 0.5050, ADC- Admission Cancelled											
G:Grade, GP:Grade Point, C:Credits, ãC:Sum of Credit Points, ãCG:Sum of Product of Credits & Grades											
SGPI:Semester Grade Performance Index = ãCG/ãC, CGPI:Cumulative Grade Performance Index											
% Marks : 80 and Above 75-79.99 70-74.99 60-69.99 50-59.99 45-49.99 40-44.99 Less Than 40											
Grade / Gr. Pt. : O / 10 A / 9 B / 8 C / 7 D / 6 E / 5 P / 4 F / 0											
-----											

SEAT_NO	NAME	<Course-I>	<Course-II>	<Course-III>	<Course-IV>	<Course-V >	<Course-VI>	<Course-VII>	<Course-VIII>	RESULT REMARK	TOTAL MARKS	
		Th(80/32)	Th(80/32)	Th(80/32)	Th(80/32)	Tw(25/10)	Tw(25/10)	Tw(25/10)	Tw(100/40)		OUT OF 700	
		In(20/08)	In(20/08)	In(20/08)	In(20/08)	Or(25/10)	Or(25/10)	Or/Pr(25/10)	Or/Pr(50/20)			
		Total	Total	Total	Total	Total	Total	Total	Total			
		C G GP C*G	C G GP C*G	C G GP C*G	C G GP C*G	C G GP C*G	C G GP C*G	C G GP C*G	C G GP C*G	ãC ãG SGPI		
01.	CSC801	DISTRIBUTED COMPUTING				03.	CSDC8012	DIGITAL FORENSIC		06.	CSDC8022	HIGH PERFORMANCE COMPUTING
16.	ILO8029	ENVIRONMENTAL MANAGEMENT				17.	CSL801	DISTRIBUTED COMPUTING LAB		19.	CSDL8012	DIGITAL FORENSIC LAB
22.	CSDL8022	HIGH PERFORMANCE COMPUTING LAB				24.	CSP801	MAJOR PROJECT II				
-----												
6033268 /SONAWANE PRACHI VINOD SHWETA												
		44	50	53	68	12	15	14	87			
		8	12	15	15	19	21	17	40	P	490	
		52	62	68	83	31	36	31	127			
		3 D 6 18	3 C 7 21	3 C 7 21	3 O 10 30	1 C 7 7	1 B 8 8	1 C 7 7	6 O 10 60	21 172 8.19		
(DIPLOMA STUDENT)												
SGPI: SEM-III: 9.30 ; SEM-IV: 9.42 ; SEM-V: 9.83 ; SEM-VI: 7.74 ; SEM-VII: 7.27 ; CGPI: 8.65												
CREDITS: SEM-III: 23 ; SEM-IV: 24 ; SEM-V: 23 ; SEM-VI: 23 ; SEM-VII: 22												
MARKS: SEM-III:625/775; SEM-IV:646/775; SEM-V:655/775; SEM-VI:532/775; SEM-VII:457/725; TOTAL: 3405/4525 (75.25%)												
-----												
01.	CSC801	DISTRIBUTED COMPUTING				03.	CSDC8012	DIGITAL FORENSIC		06.	CSDC8022	HIGH PERFORMANCE COMPUTING
12.	ILO8025	PROFESSIONAL ETHICS AND CSR				17.	CSL801	DISTRIBUTED COMPUTING LAB		19.	CSDL8012	DIGITAL FORENSIC LAB
22.	CSDL8022	HIGH PERFORMANCE COMPUTING LAB				24.	CSP801	MAJOR PROJECT II				
-----												
6033269 BILLAVA SHARAD BABU JANAKI												
		57	49	52	53	18	19	18	80			
		14	13	13	16	21	23	21	40	P	507	
		71	62	65	69	39	42	39	120			
		3 B 8 24	3 C 7 21	3 C 7 21	3 C 7 21	1 A 9 9	1 O 10 10	1 A 9 9	6 O 10 60	21 175 8.33		
SGPI: SEM-I: 7.28 ; SEM-II: 7.90 ; SEM-III: 9.39 ; SEM-IV: 9.58 ; SEM-V: 9.87 ; SEM-VI: 8.22 ; SEM-VII: 8.09 ; CGPI: 8.64												
CREDITS: SEM-I: 18 ; SEM-II: 20 ; SEM-III: 23 ; SEM-IV: 24 ; SEM-V: 23 ; SEM-VI: 23 ; SEM-VII: 22												
MARKS: SEM-I:454/675; SEM-II:522/725; SEM-III:629/775; SEM-IV:628/775; SEM-V:649/775; SEM-VI:557/775; SEM-VII:515/725; TOTAL: 4461/5925 (75.29%)												
-----												
01.	CSC801	DISTRIBUTED COMPUTING				03.	CSDC8012	DIGITAL FORENSIC		06.	CSDC8022	HIGH PERFORMANCE COMPUTING
08.	ILO8021	PROJECT MANAGEMENT				17.	CSL801	DISTRIBUTED COMPUTING LAB		19.	CSDL8012	DIGITAL FORENSIC LAB
22.	CSDL8022	HIGH PERFORMANCE COMPUTING LAB				24.	CSP801	MAJOR PROJECT II				
-----												
6033270 GONARA SHANTANU RANJEET POOJA												
		46	34	50	46	17	17	14	84			
		9	13	9	11	18	21	18	40	P	447	
		55	47	59	57	35	38	32	124			
		3 D 6 18	3 E 5 15	3 D 6 18	3 D 6 18	1 B 8 8	1 A 9 9	1 C 7 7	6 O 10 60	21 153 7.29		
SGPI: SEM-I: 7.83 ; SEM-II: 7.08 ; SEM-III: 8.43 ; SEM-IV: 8.71 ; SEM-V: 9.13 ; SEM-VI: 5.87 ; SEM-VII: 6.23 ; CGPI: 7.59												
CREDITS: SEM-I: 18 ; SEM-II: 20 ; SEM-III: 23 ; SEM-IV: 24 ; SEM-V: 23 ; SEM-VI: 23 ; SEM-VII: 22												
MARKS: SEM-I:477/675; SEM-II:458/725; SEM-III:584/775; SEM-IV:588/775; SEM-V:604/775; SEM-VI:422/775; SEM-VII:404/725; TOTAL: 3984/5925 (67.24%)												
-----												
/- FEMALE, #- 0.229, @- 0.5042/0.5043, *- 0.5045, \$- Carried Forward Grade, -- Dyslexia, A/ABS- Absent, F- Fails, P- Passes												
RR- Reserved, RLE- Reserve for Lower Examination, RPV- Provisional, RCC- 0.5050, ADC- Admission Cancelled												
G:Grade, GP:Grade Point, C:Credits, ãC:Sum of Credit Points, ãCG:Sum of Product of Credits & Grades												
SGPI:Semester Grade Performance Index = ãCG/ãC, CGPI:Cumulative Grade Performance Index												
% Marks : 80 and Above 75-79.99 70-74.99 60-69.99 50-59.99 45-49.99 40-44.99 Less Than 40												
Grade / Gr. Pt. : O / 10 A / 9 B / 8 C / 7 D / 6 E / 5 P / 4 F / 0												



SEAT_NO	NAME	<Course-I>	<Course-II>	<Course-III>	<Course-IV>	<Course-V >	<Course-VI>	<Course-VII>	<Course-VIII>	RESULT REMARK	TOTAL MARKS
Th(80/32)	Th(80/32)	Th(80/32)	Th(80/32)	Tw(25/10)	Tw(25/10)	Tw(25/10)	Tw(100/40)			OUT OF 700	
In(20/08)	In(20/08)	In(20/08)	In(20/08)	Or(25/10)	Or(25/10)	Or/Pr(25/10)	Or/Pr(50/20)				
Total	Total	Total	Total	Total	Total	Total	Total				
C G GP C*G	C G GP C*G	C G GP C*G	C G GP C*G	C G GP C*G	C G GP C*G	C G GP C*G	C G GP C*G	C G GP C*G	C G GP C*G	ãC ãCG SGPI	
01.	CSC801	DISTRIBUTED COMPUTING			03.	CSDC8012	DIGITAL FORENSIC		06.	CSDC8022	HIGH PERFORMANCE COMPUTING
08.	ILO8021	PROJECT MANAGEMENT			17.	CSL801	DISTRIBUTED COMPUTING LAB		19.	CSDL8012	DIGITAL FORENSIC LAB
22.	CSDL8022	HIGH PERFORMANCE COMPUTING LAB			24.	CSP801	MAJOR PROJECT II				

6033271 /KARULKAR NIDHI VIVEK RESHMA

48	50	50	44	17	16	19	90			
15	14	14	19	21	22	22	42	P		503
63	64	64	63	38	38	41	132			
3 C 7 21	3 C 7 21	3 C 7 21	3 C 7 21	1 A 9	9 1 A 9	9 1 O 10 10	6 O 10 60	21	172	8.19

(DIPLOMA STUDENT)

SGPI: SEM-III:10.00 ; SEM-IV: 9.96 ; SEM-V:10.00 ; SEM-VI: 8.78 ; SEM-VII: 7.91 ; CGPI: 9.17  
 CREDITS: SEM-III: 23 ; SEM-IV: 24 ; SEM-V: 23 ; SEM-VI: 23 ; SEM-VII: 22  
 MARKS: SEM-III:683/775; SEM-IV:678/775; SEM-V:681/775; SEM-VI:590/775; SEM-VII:515/725; TOTAL: 3650/4525 (80.66%)

6033272 KULAL NITHEESH NITHYANAND SHASHIKALA

40	34	50	47	14	15	13	85			
12	15	10	19	16	17	17	42	P		446
52	49	60	66	30	32	30	127			
3 D 6 18	3 E 5 15	3 C 7 21	3 C 7 21	1 C 7 7	1 C 7 7	1 C 7 7	6 O 10 60	21	156	7.43

SGPI: SEM-I: 5.86 ; SEM-II: 6.40 ; SEM-III: 8.57 ; SEM-IV: 8.50 ; SEM-V: 9.00 ; SEM-VI: 7.00 ; SEM-VII: 6.77 ; CGPI: 7.51  
 CREDITS: SEM-I: 18 ; SEM-II: 20 ; SEM-III: 23 ; SEM-IV: 24 ; SEM-V: 23 ; SEM-VI: 23 ; SEM-VII: 22  
 MARKS: SEM-I:382/675; SEM-II:426/725; SEM-III:579/775; SEM-IV:574/775; SEM-V:595/775; SEM-VI:485/775; SEM-VII:446/725; TOTAL: 3933/5925 (66.38%)

6033273 /MHATRE RUCHALI PANDIT ANITA

69	56	53	50	17	18	21	90			
15	16	16	20	22	22	23	42	P		550
84	72	69	70	39	40	44	132			
3 O 10 30	3 B 8 24	3 C 7 21	3 B 8 24	1 A 9	9 1 O 10 10	1 O 10 10	6 O 10 60	21	188	8.95

(DIPLOMA STUDENT)

SGPI: SEM-III:10.00 ; SEM-IV: 9.88 ; SEM-V:10.00 ; SEM-VI: 8.96 ; SEM-VII: 8.14 ; CGPI: 9.34  
 CREDITS: SEM-III: 23 ; SEM-IV: 24 ; SEM-V: 23 ; SEM-VI: 23 ; SEM-VII: 22  
 MARKS: SEM-III:687/775; SEM-IV:667/775; SEM-V:682/775; SEM-VI:603/775; SEM-VII:529/725; TOTAL: 3718/4525 (82.17%)

/- FEMALE, #- 0.229, @- 0.5042/0.5043, \*- 0.5045, \$- Carried Forward Grade, ~- Dyslexia, A/ABS- Absent, F- Fails, P- Passes

RR- Reserved, RLE- Reserve for Lower Examination, RPV- Provisional, RCC- 0.5050, ADC- Admission Cancelled

G:Grade, GP:Grade Point, C:Credits, ãC:Sum of Credit Points, ãCG:Sum of Product of Credits &amp; Grades

SGPI:Semester Grade Performance Index = ãCG/ãC, CGPI:Cumulative Grade Performance Index

% Marks : 80 and Above 75-79.99 70-74.99 60-69.99 50-59.99 45-49.99 40-44.99 Less Than 40

Grade / Gr. Pt. : O / 10 A / 9 B / 8 C / 7 D / 6 E / 5 P / 4 F / 0

SEAT_NO	NAME	<Course-I>	<Course-II>	<Course-III>	<Course-IV>	<Course-V >	<Course-VI>	<Course-VII>	<Course-VIII>	RESULT REMARK	TOTAL MARKS OUT OF 700	
		Th(80/32)	Th(80/32)	Th(80/32)	Th(80/32)	Tw(25/10)	Tw(25/10)	Tw(25/10)	Tw(100/40)			
		In(20/08)	In(20/08)	In(20/08)	In(20/08)	Or(25/10)	Or(25/10)	Or/Pr(25/10)	Or/Pr(50/20)			
		Total	Total	Total	Total	Total	Total	Total	Total			
		C G GP C*G	C G GP C*G	C G GP C*G	C G GP C*G	C G GP C*G	C G GP C*G	C G GP C*G	C G GP C*G	ãC	ãCG	SGPI
01.	CSC801	DISTRIBUTED COMPUTING				03.	CSDC8012	DIGITAL FORENSIC		06.	CSDC8022	HIGH PERFORMANCE COMPUTING
08.	ILO8021	PROJECT MANAGEMENT				17.	CSL801	DISTRIBUTED COMPUTING LAB		19.	CSDL8012	DIGITAL FORENSIC LAB
22.	CSDL8022	HIGH PERFORMANCE COMPUTING LAB				24.	CSP801	MAJOR PROJECT II				
-----												
6033274 /PATIL SANYUKTA PRAKASH PRADNYA												
		39	58	68	57	17	16	15	85			
		10	14	11	16	18	21	18	42	P	505	
		49	72	79	73	35	37	33	127			
		3 E 5 15	3 B 8 24	3 A 9 27	3 B 8 24	1 B 8 8	1 B 8 8	1 C 7 7	6 O 10 60	21	173	8.24
SGPI: SEM-I: 6.78 ; SEM-II: 7.30 ; SEM-III: 9.35 ; SEM-IV: 9.33 ; SEM-V: 9.78 ; SEM-VI: 7.35 ; SEM-VII: 6.64 ; CGPI: 8.16												
CREDITS: SEM-I: 18 ; SEM-II: 20 ; SEM-III: 23 ; SEM-IV: 24 ; SEM-V: 23 ; SEM-VI: 23 ; SEM-VII: 22												
MARKS: SEM-I:423/675; SEM-II:485/725; SEM-III:618/775; SEM-IV:622/775; SEM-V:671/775; SEM-VI:492/775; SEM-VII:434/725; TOTAL: 4250/5925 (71.73%)												
-----												
6033275 WAGHMARE SOHAM HARISH MADHAVI												
		52	62	60	63	20	16	18	90			
		13	14	15	17	20	22	22	45	P	549	
		65	76	75	80	40	38	40	135			
		3 C 7 21	3 A 9 27	3 A 9 27	3 O 10 30	1 O 10 10	1 A 9 9	1 O 10 10	6 O 10 60	21	194	9.24
SGPI: SEM-I: 6.14 ; SEM-II: 7.55 ; SEM-III: 9.30 ; SEM-IV: 9.88 ; SEM-V: 9.91 ; SEM-VI: 8.83 ; SEM-VII: 7.59 ; CGPI: 8.65												
CREDITS: SEM-I: 18 ; SEM-II: 20 ; SEM-III: 23 ; SEM-IV: 24 ; SEM-V: 23 ; SEM-VI: 23 ; SEM-VII: 22												
MARKS: SEM-I:401/675; SEM-II:485/725; SEM-III:647/775; SEM-IV:678/775; SEM-V:691/775; SEM-VI:594/775; SEM-VII:492/725; TOTAL: 4537/5925 (76.57%)												
-----												
/- FEMALE, #- 0.229, @- 0.5042/0.5043, *- 0.5045, \$- Carried Forward Grade, ~- Dyslexia, A/ABS- Absent, F- Fails, P- Passes												
RR- Reserved, RLE- Reserve for Lower Examination, RPV- Provisional, RCC- 0.5050, ADC- Admission Cancelled												
G:Grade, GP:Grade Point, C:Credits, ãC:Sum of Credit Points, ãCG:Sum of Product of Credits & Grades												
SGPI:Semester Grade Performance Index = ãCG/ãC, CGPI:Cumulative Grade Performance Index												
% Marks : 80 and Above 75-79.99 70-74.99 60-69.99 50-59.99 45-49.99 40-44.99 Less Than 40												
Grade / Gr. Pt. : O / 10 A / 9 B / 8 C / 7 D / 6 E / 5 P / 4 F / 0												
-----												

  
**HEAD**  
 Dept of Computer Engg.,  
 Vidyavardhini's College of  
 Engineering and Technology,  
 Vasai Road 401 202



SEAT_NO	NAME							PRN_NO				TOTAL MARKS	
	<Course-I>	<Course-II>	<Course-III>	<Course-IV>	<Course-V >	<Course-VI>	<Course-VII>	<Course-VIII>	RESULT REMARK			OUT OF 700	
	Th(80/32)	Th(80/32)	Th(80/32)	Th(80/32)	Tw(25/10)	Tw(25/10)	Tw(25/10)	Tw(100/40)					
	In(20/08)	In(20/08)	In(20/08)	In(20/08)	Or(25/10)	Or(25/10)	Or/Pr(25/10)	Or/Pr(50/20)					
	Total	Total	Total	Total	Total	Total	Total	Total					
	C G GP C*G	C G GP C*G	C G GP C*G	C G GP C*G	C G GP C*G	C G GP C*G	C G GP C*G	C G GP C*G	ãC	ãCG	SGPI		
01.	CSC801	DISTRIBUTED COMPUTING					04.	CSDC8013	APPLIED DATA SCIENCE	06.	CSDC8022	HIGH PERFORMANCE COMPUTING	
08.	ILO8021	PROJECT MANAGEMENT					17.	CSL801	DISTRIBUTED COMPUTING LAB	20.	CSDL8013	APPLIED DATA SCIENCE LAB	
22.	CSDL8022	HIGH PERFORMANCE COMPUTING LAB					24.	CSP801	MAJOR PROJECT II				
-----													
6033255	PAWAR ADITYA VIVEK SHAILAJA						(2019016401704813)						
	34	47	68	32	12	18	13	85					
	11	15	13	12	16	19	18	42	P			455	
	45	62	81	44	28	37	31	127					
	3 E 5 15	3 C 7 21	3 O 10 30	3 P 4 12	1 D 6 6	1 B 8 8	1 C 7 7	6 O 10 60	21	159	7.57		
SGPI: SEM-I: 7.06 ; SEM-II: 7.30 ; SEM-III: 9.43 ; SEM-IV: 9.79 ; SEM-V: 9.70 ; SEM-VI: 7.74 ; SEM-VII: 7.27 ; CGPI: 8.30													
CREDITS: SEM-I: 18 ; SEM-II: 20 ; SEM-III: 23 ; SEM-IV: 24 ; SEM-V: 23 ; SEM-VI: 23 ; SEM-VII: 22													
MARKS: SEM-I:422/675; SEM-II:483/725; SEM-III:627/775; SEM-IV:646/775; SEM-V:649/775; SEM-VI:532/775; SEM-VII:461/725; TOTAL: 4275/5925 (72.15%)													
-----													
/- FEMALE, #- 0.229, @- 0.5042/0.5043, *- 0.5045, \$- Carried Forward Grade, ~- Dyslexia, A/ABS- Absent, F- Fails, P- Passes													
RR- Reserved, RLE- Reserve for Lower Examination, RPV- Provisional, RCC- 0.5050, ADC- Admission Cancelled													
G:Grade, GP:Grade Point, C:Credits, ãC:Sum of Credit Points, ãCG:Sum of Product of Credits & Grades													
SGPI:Semester Grade Performance Index = ãCG/ãC, CGPI:Cumulative Grade Performance Index													
% Marks : 80 and Above 75-79.99 70-74.99 60-69.99 50-59.99 45-49.99 40-44.99 Less Than 40													
Grade / Gr. Pt. : O / 10 A / 9 B / 8 C / 7 D / 6 E / 5 P / 4 F / 0													
-----													

  
**HEAD**  
 Dept. of Computer Engg.,  
 Vidyavardhini's College of  
 Engineering and Technology,  
 Vasai Road 401 202



SEAT_NO	NAME	<Course-I>	<Course-II>	<Course-III>	<Course-IV>	<Course-V>	<Course-VI>	<Course-VII>	RESULT	REMARK	TOTAL MARKS				
		Th(80/32)	Th(80/32)	Th(80/32)	Th(80/32)	Tw(25/10)	Tw(25/10)	Tw(100/40)			OUT OF 650				
		In(20/08)	In(20/08)	In(20/08)	In(20/08)	Pr/Or(25/10)	Pr/Or(25/10)	Pr/Or(50/20)							
		Total	Total	Total	Total	Total	Total	Total							
		C G GP C*G	C G GP C*G	C G GP C*G	C G GP C*G	C G GP C*G	C G GP C*G	C G GP C*G	腓 腓G	SGPI					
01.	ITC801	BLOCKCHAIN AND DLT						02.	ITD08011	BIG DATA ANALYTICS		06.	ITD08021	USER INTERFACE DESIGN	
10.	ILO8011	PROJECT MANAGEMENT						19.	ITL801	BLOCKCHAIN LAB		20.	ITL802	CLOUD COMPUTING LAB	
21.	ITP801	MAJOR PROJECT II													
-----															
6015471	BHALE HARSHWARDHAN ANIL MILAN														
42	43	60	52	19	20	78									
13	14	12	16	19	18	40			P		446				
55	57	72	68	38	38	118									
3 D 6	18 3 D 6	18 3 B 8 24	3 C 7 21	1 A 9 9	1 A 9 9	6 A 9 54			20	153	7.65				
SGPI: SEM-I: 7.44 ; SEM-II: 8.00 ; SEM-III: 8.52 ; SEM-IV: 8.91 ; SEM-V: 8.78 ; SEM-VI: 7.41 ; SEM-VII: 7.09 ; CGPI: 8.00															
CREDITS: SEM-I: 18 ; SEM-II: 20 ; SEM-III: 23 ; SEM-IV: 23 ; SEM-V: 23 ; SEM-VI: 22 ; SEM-VII: 22															
MARKS: SEM-I:459/675; SEM-II:524/725; SEM-III:576/775; SEM-IV:599/775; SEM-V:607/800; SEM-VI:539/800; SEM-VII:467/750; TOTAL: 4217/5950 (70.87%)															
-----															
6015472	/CHAUDHARI DIVYA RAJESH VAISHALI														
61	54	62	46	22	20	82									
12	17	11	18	20	19	45			P		489				
73	71	73	64	42	39	127									
3 B 8	24 3 B 8 24	3 B 8 24	3 C 7 21	1 O 10 10	1 A 9 9	6 O 10 60			20	172	8.60				
SGPI: SEM-I: 7.39 ; SEM-II: 8.15 ; SEM-III: 9.35 ; SEM-IV: 9.43 ; SEM-V: 9.04 ; SEM-VI: 8.32 ; SEM-VII: 7.95 ; CGPI: 8.57															
CREDITS: SEM-I: 18 ; SEM-II: 20 ; SEM-III: 23 ; SEM-IV: 23 ; SEM-V: 23 ; SEM-VI: 22 ; SEM-VII: 22															
MARKS: SEM-I:457/675; SEM-II:530/725; SEM-III:621/775; SEM-IV:628/775; SEM-V:638/800; SEM-VI:588/800; SEM-VII:539/750; TOTAL: 4490/5950 (75.46%)															
-----															
6015473	/CHOUGULE MRUNALI DAJI REKHA														
32	55	34	54	21	21	75									
9	15	9	10	19	17	35			P		406				
41	70	43	64	40	38	110									
3 P 4	12 3 B 8 24	3 P 4 12	3 C 7 21	1 O 10 10	1 A 9 9	6 B 8 48			20	136	6.80				
SGPI: SEM-I: 7.53 ; SEM-II: 9.00 ; SEM-III: 8.83 ; SEM-IV: 9.04 ; SEM-V: 8.78 ; SEM-VI: 6.95 ; SEM-VII: 6.59 ; CGPI: 7.97															
CREDITS: SEM-I: 18 ; SEM-II: 20 ; SEM-III: 23 ; SEM-IV: 23 ; SEM-V: 23 ; SEM-VI: 22 ; SEM-VII: 22															
MARKS: SEM-I:459/675; SEM-II:562/725; SEM-III:600/775; SEM-IV:606/775; SEM-V:624/800; SEM-VI:506/800; SEM-VII:469/750; TOTAL: 4232/5950 (71.13%)															
-----															
/- FEMALE, #- 0.229, @- 0.5042/0.5043, *- 0.5045, \$- Carried Forward Grade, ~- Dyslexia, A/ABS- Absent, F- Fails, P- Passes															
RR- Reserved, RLE- Reserve for Lower Examination, RPV- Provisional, RCC- 0.5050, ADC- Admission Cancelled															
G:Grade, GP:Grade Point, C:Credits, 腓:Sum of Credit Points, 腓G:Sum of Product of Credits & Grades															
SGPI:Semester Grade Performance Index = 腓G/腓, CGPI:Cumulative Grade Performance Index															
% Marks : 80 and Above 75-79.99 70-74.99 60-69.99 50-59.99 45-49.99 40-44.99 Less Than 40															
Grade / Gr. Pt. : O / 10 A / 9 B / 8 C / 7 D / 6 E / 5 P / 4 F / 0															
-----															

SEAT_NO	NAME	<Course-I>	<Course-II>	<Course-III>	<Course-IV>	<Course-V>	<Course-VI>	<Course-VII>	RESULT	REMARK	TOTAL MARKS				
		Th(80/32)	Th(80/32)	Th(80/32)	Th(80/32)	Tw(25/10)	Tw(25/10)	Tw(100/40)			OUT OF 650				
		In(20/08)	In(20/08)	In(20/08)	In(20/08)	Pr/Or(25/10)	Pr/Or(25/10)	Pr/Or(50/20)							
		Total	Total	Total	Total	Total	Total	Total							
		C G GP C*G	C G GP C*G	C G GP C*G	C G GP C*G	C G GP C*G	C G GP C*G	C G GP C*G	腓 腓G	SGPI					
01.	ITC801	BLOCKCHAIN AND DLT						02.	ITD08011	BIG DATA ANALYTICS		06.	ITD08021	USER INTERFACE DESIGN	
10.	ILO8011	PROJECT MANAGEMENT						19.	ITL801	BLOCKCHAIN LAB		20.	ITL802	CLOUD COMPUTING LAB	
21.	ITP801	MAJOR PROJECT II													
-----															
6015474 /GHAG AAYUSHI LAXMAN KAVITA															
		54	53	46	50	21	18	60							
		11	17	10	14	22	18	23	P		417				
		65	70	56	64	43	36	83							
		3 C 7 21 3 B 8 24 3 D 6 18	3 C 7 21 1 O 10 10	1 B 8 8	6 D 6 36	20 138	6.90								
		SGPI: SEM-I: 7.67 ; SEM-II: 9.23 ; SEM-III: 8.78 ; SEM-IV: 8.83 ; SEM-V: 8.39 ; SEM-VI: 8.05 ; SEM-VII: 6.86 ; CGPI: 8.11													
		CREDITS: SEM-I: 18 ; SEM-II: 20 ; SEM-III: 23 ; SEM-IV: 23 ; SEM-V: 23 ; SEM-VI: 22 ; SEM-VII: 22													
		MARKS: SEM-I:469/675; SEM-II:577/725; SEM-III:596/775; SEM-IV:590/775; SEM-V:599/800; SEM-VI:580/800; SEM-VII:471/750; TOTAL: 4299/5950 (72.25%)													
-----															
6015475 GHARAT KAUSTUBH VASANT VRUNDA															
		49	51	59	53	21	20	65							
		12	15	14	15	22	22	38	P		456				
		61	66	73	68	43	42	103							
		3 C 7 21 3 C 7 21 3 B 8 24 3 C 7 21 1 O 10 10 1 O 10 10 6 C 7 42	20 149	7.45											
		SGPI: SEM-I: 7.19 ; SEM-II: 8.30 ; SEM-III: 9.17 ; SEM-IV: 9.70 ; SEM-V: 9.65 ; SEM-VI: 7.32 ; SEM-VII: 6.68 ; CGPI: 8.24													
		CREDITS: SEM-I: 18 ; SEM-II: 20 ; SEM-III: 23 ; SEM-IV: 23 ; SEM-V: 23 ; SEM-VI: 22 ; SEM-VII: 22													
		MARKS: SEM-I:450/675; SEM-II:526/725; SEM-III:618/775; SEM-IV:641/775; SEM-V:653/800; SEM-VI:535/800; SEM-VII:458/750; TOTAL: 4337/5950 (72.89%)													
-----															
6015476 HEGDE AKSHAY GANPATI CHETANA															
		60	44	46	53	24	20	96							
		13	10	10	17	24	21	48	P		486				
		73	54	56	70	48	41	144							
		3 B 8 24 3 D 6 18 3 D 6 18 3 B 8 24 1 O 10 10 1 O 10 10 6 O 10 60	20 164	8.20											
		SGPI: SEM-I: 7.67 ; SEM-II: 9.00 ; SEM-III: 9.04 ; SEM-IV: 9.17 ; SEM-V: 8.83 ; SEM-VI: 8.77 ; SEM-VII: 8.09 ; CGPI: 8.63													
		CREDITS: SEM-I: 18 ; SEM-II: 20 ; SEM-III: 23 ; SEM-IV: 23 ; SEM-V: 23 ; SEM-VI: 22 ; SEM-VII: 22													
		MARKS: SEM-I:464/675; SEM-II:561/725; SEM-III:598/775; SEM-IV:615/775; SEM-V:614/800; SEM-VI:611/800; SEM-VII:538/750; TOTAL: 4487/5950 (75.41%)													
-----															
/- FEMALE, #- 0.229, @- 0.5042/0.5043, *- 0.5045, \$- Carried Forward Grade, ~- Dyslexia, A/ABS- Absent, F- Fails, P- Passes															
RR- Reserved, RLE- Reserve for Lower Examination, RPV- Provisional, RCC- 0.5050, ADC- Admission Cancelled															
G:Grade, GP:Grade Point, C:Credits, 腓:Sum of Credit Points, 腓G:Sum of Product of Credits & Grades															
SGPI:Semester Grade Performance Index = 腓G/腓, CGPI:Cumulative Grade Performance Index															
% Marks : 80 and Above 75-79.99 70-74.99 60-69.99 50-59.99 45-49.99 40-44.99 Less Than 40															
Grade / Gr. Pt. : O / 10 A / 9 B / 8 C / 7 D / 6 E / 5 P / 4 F / 0															

OFFICE REGISTER FOR THE B.E.(INFORMATION TECHNOLOGY ENGINEERING) (SEM VIII) (CHOICE BASED) ('C'SCHEME) EXAMINATION HELD IN MAY 2023  
COLLEGE/CENTRE NAME:466:VCET RESULT DATE :- JULY 21, 2023

SEAT_NO	NAME	<Course-I>	<Course-II>	<Course-III>	<Course-IV>	<Course-V>	<Course-VI>	<Course-VII>	RESULT	REMARK	TOTAL MARKS				
		Th(80/32)	Th(80/32)	Th(80/32)	Th(80/32)	Tw(25/10)	Tw(25/10)	Tw(100/40)			OUT OF 650				
		In(20/08)	In(20/08)	In(20/08)	In(20/08)	Pr/Or(25/10)	Pr/Or(25/10)	Pr/Or(50/20)							
		Total	Total	Total	Total	Total	Total	Total							
		C G GP C*G	C G GP C*G	C G GP C*G	C G GP C*G	C G GP C*G	C G GP C*G	C G GP C*G	腩 腩G	SGPI					
01.	ITC801	BLOCKCHAIN AND DLT						02.	ITD08011	BIG DATA ANALYTICS		06.	ITD08021	USER INTERFACE DESIGN	
10.	ILO8011	PROJECT MANAGEMENT						19.	ITL801	BLOCKCHAIN LAB		20.	ITL802	CLOUD COMPUTING LAB	
21.	ITP801	MAJOR PROJECT II													
-----															
6015477	JOSHI JIMIT DEEPAK HEMA														
		45	47	40	51	20	19	88							
		10	13	10	12	21	20	43		P		439			
		55	60	50	63	41	39	131							
		3 D 6 18 3 C 7 21	3 D 6 18 3 C 7 21	3 C 7 21 1 O 10 10	1 A 9 9 6 O 10 60	20	157	7.85							
		SGPI: SEM-I: 5.89 ; SEM-II: 6.83 ; SEM-III: 8.52 ; SEM-IV: 8.57 ; SEM-V: 8.52 ; SEM-VI: 7.82 ; SEM-VII: 6.41 ; CGPI: 7.61													
		CREDITS: SEM-I: 18 ; SEM-II: 20 ; SEM-III: 23 ; SEM-IV: 23 ; SEM-V: 23 ; SEM-VI: 22 ; SEM-VII: 22													
		MARKS: SEM-I:379/675; SEM-II:470/725; SEM-III:581/775; SEM-IV:585/775; SEM-V:595/800; SEM-VI:571/800; SEM-VII:440/750; TOTAL: 4060/5950 (68.24%)													
-----															
6015478	/KADAM AADITI SARJERAO SUSHMA														
		56	68	67	54	22	20	90							
		13	18	13	15	20	21	45		P		522			
		69	86	80	69	42	41	135							
		3 C 7 21 3 O 10 30	3 O 10 30 3 C 7 21 1 O 10 10	1 O 10 10 1 O 10 10	6 O 10 60 20 182 9.10										
		SGPI: SEM-I: 8.83 ; SEM-II: 9.70 ; SEM-III: 9.57 ; SEM-IV: 9.78 ; SEM-V: 9.26 ; SEM-VI: 9.55 ; SEM-VII: 9.09 ; CGPI: 9.37													
		CREDITS: SEM-I: 18 ; SEM-II: 20 ; SEM-III: 23 ; SEM-IV: 23 ; SEM-V: 23 ; SEM-VI: 22 ; SEM-VII: 22													
		MARKS: SEM-I:525/675; SEM-II:605/725; SEM-III:633/775; SEM-IV:641/775; SEM-V:646/800; SEM-VI:646/800; SEM-VII:591/750; TOTAL: 4809/5950 (80.82%)													
-----															
6015479	KAMBLE CHETAN NAJINDRA PUSHPA														
		19F	38E	46E	42E	22E	18E	75E							
		8E	10E	9E	11E	20E	16E	38E		F		372			
		--	48	55	53	42	34	113							
		- - - -	-- 3 E 5 15 3 D 6 18	3 D 6 18 1 O 10 10	1 C 7 7 6 A 9 54	17	122	--							
		SGPI: SEM-I: 5.64 ; SEM-II: 7.48 ; SEM-III: 8.43 ; SEM-IV: 8.78 ; SEM-V: 9.13 ; SEM-VI: 6.91 ; SEM-VII: 5.95 ; CGPI: --													
		CREDITS: SEM-I: 18 ; SEM-II: 20 ; SEM-III: 23 ; SEM-IV: 23 ; SEM-V: 23 ; SEM-VI: 22 ; SEM-VII: 22													
		MARKS: SEM-I:367/675; SEM-II:488/725; SEM-III:572/775; SEM-IV:598/775; SEM-V:624/800; SEM-VI:504/800; SEM-VII:409/750; TOTAL: --													
-----															
/- FEMALE, #- 0.229, @- 0.5042/0.5043, *- 0.5045, \$- Carried Forward Grade, ~- Dyslexia, A/ABS- Absent, F- Fails, P- Passes															
RR- Reserved, RLE- Reserve for Lower Examination, RPV- Provisional, RCC- 0.5050, ADC- Admission Cancelled															
G:Grade, GP:Grade Point, C:Credits, 腩:Sum of Credit Points, 腩G:Sum of Product of Credits & Grades															
SGPI:Semester Grade Performance Index = 腩G/腩, CGPI:Cumulative Grade Performance Index															
% Marks : 80 and Above 75-79.99 70-74.99 60-69.99 50-59.99 45-49.99 40-44.99 Less Than 40															
Grade / Gr. Pt. : O / 10 A / 9 B / 8 C / 7 D / 6 E / 5 P / 4 F / 0															

SEAT_NO	NAME	<Course-I>	<Course-II>	<Course-III>	<Course-IV>	<Course-V>	<Course-VI>	<Course-VII>	RESULT	REMARK	TOTAL MARKS													
		Th(80/32)	Th(80/32)	Th(80/32)	Th(80/32)	Tw(25/10)	Tw(25/10)	Tw(100/40)			OUT OF 650													
		In(20/08)	In(20/08)	In(20/08)	In(20/08)	Pr/Or(25/10)	Pr/Or(25/10)	Pr/Or(50/20)																
		Total	Total	Total	Total	Total	Total	Total																
		C G GP C*G	C G GP C*G	C G GP C*G	C G GP C*G	C G GP C*G	C G GP C*G	C G GP C*G	腓 腓G	SGPI														
01.	ITC801	BLOCKCHAIN AND DLT						02.	ITD08011	BIG DATA ANALYTICS		06.	ITD08021	USER INTERFACE DESIGN										
10.	ILO8011	PROJECT MANAGEMENT						19.	ITL801	BLOCKCHAIN LAB		20.	ITL802	CLOUD COMPUTING LAB										
21.	ITP801	MAJOR PROJECT II																						
-----																								
6015480	KASHIYA BHARGAV BALUBHAI SHOBHA																							
42	64	35		57	22	20	90																	
15	13	14		15	20	22	45	P	RPV		474													
57	77	49		72	42	42	135																	
3 D	6	18	3 A	9	27	3 E	5	15	3 B	8	24	1 O	10	10	1 O	10	10	6	0	10	60	20	164	8.20
SGPI: SEM-I: 6.39 ; SEM-II: 7.33 ; SEM-III: 9.09 ; SEM-IV: 8.91 ; SEM-V: 8.52 ; SEM-VI: 8.68 ; SEM-VII: 7.09 ; CGPI: --																								
CREDITS: SEM-I: 18 ; SEM-II: 20 ; SEM-III: 23 ; SEM-IV: 23 ; SEM-V: 23 ; SEM-VI: 22 ; SEM-VII: 22																								
MARKS: SEM-I:402/675; SEM-II:481/725; SEM-III:608/775; SEM-IV:601/775; SEM-V:597/800; SEM-VI:610/800; SEM-VII:478/750; TOTAL: --																								
-----																								
6015481	KHEDEKAR SOHAN SUNIL SUNITA																							
48	64	49		57	20	21	83																	
10	12	9		14	18	17	40	P	RPV		462													
58	76	58		71	38	38	123																	
3 D	6	18	3 A	9	27	3 D	6	18	3 B	8	24	1 A	9	9	1 A	9	9	6	0	10	60	20	165	8.25
(DIPLOMA STUDENT)																								
SGPI: SEM-III: 8.96 ; SEM-IV: 8.87 ; SEM-V: 8.48 ; SEM-VI: 8.14 ; SEM-VII: 6.91 ; CGPI: --																								
CREDITS: SEM-III: 23 ; SEM-IV: 23 ; SEM-V: 23 ; SEM-VI: 22 ; SEM-VII: 22																								
MARKS: SEM-III:610/775; SEM-IV:587/775; SEM-V:592/800; SEM-VI:568/800; SEM-VII:476/750; TOTAL: --																								
-----																								
6015482	/MADANE HARSHITA RAJESH JAYSHRI																							
66	64	64		57	22	21	95																	
13	17	10		17	18	16	48	P			528													
79	81	74		74	40	37	143																	
3 A	9	27	3 O	10	30	3 B	8	24	3 B	8	24	1 O	10	10	1 B	8	8	6	0	10	60	20	183	9.15
SGPI: SEM-I: 6.72 ; SEM-II: 8.45 ; SEM-III: 8.70 ; SEM-IV: 9.39 ; SEM-V: 8.74 ; SEM-VI: 8.45 ; SEM-VII: 8.32 ; CGPI: 8.53																								
CREDITS: SEM-I: 18 ; SEM-II: 20 ; SEM-III: 23 ; SEM-IV: 23 ; SEM-V: 23 ; SEM-VI: 22 ; SEM-VII: 22																								
MARKS: SEM-I:418/675; SEM-II:546/725; SEM-III:589/775; SEM-IV:620/775; SEM-V:613/800; SEM-VI:590/800; SEM-VII:562/750; TOTAL: 4466/5950 (75.06%)																								
-----																								
/- FEMALE, #- 0.229, @- 0.5042/0.5043, *- 0.5045, \$- Carried Forward Grade, ~- Dyslexia, A/ABS- Absent, F- Fails, P- Passes																								
RR- Reserved, RLE- Reserve for Lower Examination, RPV- Provisional, RCC- 0.5050, ADC- Admission Cancelled																								
G:Grade, GP:Grade Point, C:Credits, 腓:Sum of Credit Points, 腓G:Sum of Product of Credits & Grades																								
SGPI:Semester Grade Performance Index = 腓G/腓, CGPI:Cumulative Grade Performance Index																								
% Marks : 80 and Above 75-79.99 70-74.99 60-69.99 50-59.99 45-49.99 40-44.99 Less Than 40																								
Grade / Gr. Pt. : O / 10 A / 9 B / 8 C / 7 D / 6 E / 5 P / 4 F / 0																								
-----																								

SEAT_NO	NAME	<Course-I>	<Course-II>	<Course-III>	<Course-IV>	<Course-V>	<Course-VI>	<Course-VII>	RESULT	REMARK	TOTAL MARKS
		Th(80/32)	Th(80/32)	Th(80/32)	Th(80/32)	Tw(25/10)	Tw(25/10)	Tw(100/40)			OUT OF 650
		In(20/08)	In(20/08)	In(20/08)	In(20/08)	Pr/Or(25/10)	Pr/Or(25/10)	Pr/Or(50/20)			
		Total	Total	Total	Total	Total	Total	Total			
		C G GP C*G	C G GP C*G	C G GP C*G	C G GP C*G	C G GP C*G	C G GP C*G	C G GP C*G	腓 腓G	SGPI	
01. ITC801	BLOCKCHAIN AND DLT										
10. ILO8011	PROJECT MANAGEMENT										
21. ITP801	MAJOR PROJECT II										
02. ITD08011	BIG DATA ANALYTICS										
19. ITL801	BLOCKCHAIN LAB										
06. ITD08021	USER INTERFACE DESIGN										
20. ITL802	CLOUD COMPUTING LAB										
-----											
6015483 /MAHAJAN KAJAL YUVRAJ NAMRATA											
47	60	56	55	20	19	60					
13	14	12	16	19	18	24	P	RLE			433
60	74	68	71	39	37	84					
3 C 7 21 3 B 8 24 3 C 7 21 3 B 8 24 1 A 9 9 1 B 8 8 6 D 6 36							20	143	7.15		
SGPI: SEM-I: 7.22 ; SEM-II: 8.60 ; SEM-III: 8.61 ; SEM-IV: 8.87 ; SEM-V: 7.96 ; SEM-VI: 7.27 ; SEM-VII: -- ; CGPI: --											
CREDITS: SEM-I: 18 ; SEM-II: 20 ; SEM-III: 23 ; SEM-IV: 23 ; SEM-V: 23 ; SEM-VI: 22 ; SEM-VII: --											
MARKS: SEM-I:442/675; SEM-II:542/725; SEM-III:585/775; SEM-IV:600/775; SEM-V:576/800; SEM-VI:534/800; SEM-VII:-- ; TOTAL: --											
-----											
6015484 MEHER SIDDHANT SHASHIKANT SANGITA											
40	38	41	41	18	15	85					
11	11	10	13	22	19	44	P				408
51	49	51	54	40	34	129					
3 D 6 18 3 E 5 15 3 D 6 18 3 D 6 18 1 O 10 10 1 C 7 7 6 O 10 60							20	146	7.30		
SGPI: SEM-I: 6.81 ; SEM-II: 5.56 ; SEM-III: 8.52 ; SEM-IV: 8.26 ; SEM-V: 7.83 ; SEM-VI: 6.77 ; SEM-VII: 6.00 ; CGPI: 7.10											
CREDITS: SEM-I: 27 ; SEM-II: 27 ; SEM-III: 23 ; SEM-IV: 23 ; SEM-V: 23 ; SEM-VI: 22 ; SEM-VII: 22											
MARKS: SEM-I:465/750; SEM-II:394/750; SEM-III:569/775; SEM-IV:563/775; SEM-V:571/800; SEM-VI:504/800; SEM-VII:399/750; TOTAL: 3873/6050 (64.02%)											
-----											
6015485 MOHD RAHIS CHURIHAR MOHD ASIM MOHD RAHIS TAHRIMUNNISA											
46	48	50	59	21	19	92					
13	13	10	15	20	21	44	P	RPV			471
59	61	60	74	41	40	136					
3 D 6 18 3 C 7 21 3 C 7 21 3 B 8 24 1 O 10 10 1 O 10 10 6 O 10 60							20	164	8.20		
SGPI: SEM-I: 6.44 ; SEM-II: 8.45 ; SEM-III: 8.70 ; SEM-IV: 9.43 ; SEM-V: 9.43 ; SEM-VI: 8.64 ; SEM-VII: 7.32 ; CGPI: --											
CREDITS: SEM-I: 18 ; SEM-II: 20 ; SEM-III: 23 ; SEM-IV: 23 ; SEM-V: 23 ; SEM-VI: 22 ; SEM-VII: 22											
MARKS: SEM-I:408/675; SEM-II:547/725; SEM-III:590/775; SEM-IV:621/775; SEM-V:654/800; SEM-VI:620/800; SEM-VII:483/750; TOTAL: --											
-----											
/- FEMALE, #- 0.229, @- 0.5042/0.5043, *- 0.5045, \$- Carried Forward Grade, ~- Dyslexia, A/ABS- Absent, F- Fails, P- Passes											
RR- Reserved, RLE- Reserve for Lower Examination, RPV- Provisional, RCC- 0.5050, ADC- Admission Cancelled											
G:Grade, GP:Grade Point, C:Credits, 腓:Sum of Credit Points, 腓G:Sum of Product of Credits & Grades											
SGPI:Semester Grade Performance Index = 腓G/腓, CGPI:Cumulative Grade Performance Index											
% Marks : 80 and Above 75-79.99 70-74.99 60-69.99 50-59.99 45-49.99 40-44.99 Less Than 40											
Grade / Gr. Pt. : O / 10 A / 9 B / 8 C / 7 D / 6 E / 5 P / 4 F / 0											



SEAT_NO	NAME	<Course-I>	<Course-II>	<Course-III>	<Course-IV>	<Course-V>	<Course-VI>	<Course-VII>	RESULT	REMARK	TOTAL MARKS				
		Th(80/32)	Th(80/32)	Th(80/32)	Th(80/32)	Tw(25/10)	Tw(25/10)	Tw(100/40)			OUT OF 650				
		In(20/08)	In(20/08)	In(20/08)	In(20/08)	Pr/Or(25/10)	Pr/Or(25/10)	Pr/Or(50/20)							
		Total	Total	Total	Total	Total	Total	Total							
		C G GP C*G	C G GP C*G	C G GP C*G	C G GP C*G	C G GP C*G	C G GP C*G	C G GP C*G	腓 腓G	SGPI					
01.	ITC801	BLOCKCHAIN AND DLT						02.	ITD08011	BIG DATA ANALYTICS		06.	ITD08021	USER INTERFACE DESIGN	
10.	ILO8011	PROJECT MANAGEMENT						19.	ITL801	BLOCKCHAIN LAB		20.	ITL802	CLOUD COMPUTING LAB	
21.	ITP801	MAJOR PROJECT II													
-----															
6015486 /MULLA INSHA AFAQUE NAUSHEEN															
		60	62	61	61	22	20	92							
		15	15	10	16	21	21	48		P		524			
		75	77	71	77	43	41	140							
		3 A 9 27 3 A 9 27 3 B 8 24	3 A 9 27 3 A 9 27 3 A 9 27 1 O 10 10	1 O 10 10	1 O 10 10	6 O 10 60	20 185 9.25								
		SGPI: SEM-I: 7.67 ; SEM-II: 9.53 ; SEM-III: 8.91 ; SEM-IV: 9.91 ; SEM-V: 9.26 ; SEM-VI: 8.00 ; SEM-VII: 8.09 ; CGPI: 8.85													
		CREDITS: SEM-I: 18 ; SEM-II: 20 ; SEM-III: 23 ; SEM-IV: 23 ; SEM-V: 23 ; SEM-VI: 22 ; SEM-VII: 22													
		MARKS: SEM-I:471/675; SEM-II:590/725; SEM-III:621/775; SEM-IV:650/775; SEM-V:651/800; SEM-VI:588/800; SEM-VII:548/750; TOTAL: 4643/5950 (78.03%)													
-----															
6015487 PATIL HARSHAL AVINASH SAROJ															
		54	60	53	52	20	20	92							
		10	14	12	16	22	19	46		P		490			
		64	74	65	68	42	39	138							
		3 C 7 21 3 B 8 24 3 C 7 21	3 C 7 21 1 O 10 10	1 A 9 9	6 O 10 60	20 166 8.30									
		SGPI: SEM-I: 7.89 ; SEM-II: 8.63 ; SEM-III: 8.91 ; SEM-IV: 9.48 ; SEM-V: 8.83 ; SEM-VI: 8.36 ; SEM-VII: 7.23 ; CGPI: 8.48													
		CREDITS: SEM-I: 18 ; SEM-II: 20 ; SEM-III: 23 ; SEM-IV: 23 ; SEM-V: 23 ; SEM-VI: 22 ; SEM-VII: 22													
		MARKS: SEM-I:478/675; SEM-II:540/725; SEM-III:611/775; SEM-IV:625/775; SEM-V:616/800; SEM-VI:585/800; SEM-VII:488/750; TOTAL: 4433/5950 (74.50%)													
-----															
6015489 RAMTEKE YASH JAYANT MEENAKSHI															
		39	48	41	41	20	17	80							
		9	13	9	14	20	17	42		P		410			
		48	61	50	55	40	34	122							
		3 E 5 15 3 C 7 21 3 D 6 18	3 D 6 18 1 O 10 10	1 C 7 7	6 O 10 60	20 149 7.45									
		SGPI: SEM-I: 7.81 ; SEM-II: 6.40 ; SEM-III: 7.83 ; SEM-IV: 8.48 ; SEM-V: 8.13 ; SEM-VI: 6.73 ; SEM-VII: 5.95 ; CGPI: 7.36													
		CREDITS: SEM-I: 18 ; SEM-II: 20 ; SEM-III: 23 ; SEM-IV: 23 ; SEM-V: 23 ; SEM-VI: 22 ; SEM-VII: 22													
		MARKS: SEM-I:473/675; SEM-II:433/725; SEM-III:530/775; SEM-IV:575/775; SEM-V:566/800; SEM-VI:483/800; SEM-VII:397/750; TOTAL: 3867/5950 (64.99%)													
-----															
/- FEMALE, #- 0.229, @- 0.5042/0.5043, *- 0.5045, \$- Carried Forward Grade, ~- Dyslexia, A/ABS- Absent, F- Fails, P- Passes															
RR- Reserved, RLE- Reserve for Lower Examination, RPV- Provisional, RCC- 0.5050, ADC- Admission Cancelled															
G:Grade, GP:Grade Point, C:Credits, 腓:Sum of Credit Points, 腓G:Sum of Product of Credits & Grades															
SGPI:Semester Grade Performance Index = 腓G/腓, CGPI:Cumulative Grade Performance Index															
% Marks : 80 and Above 75-79.99 70-74.99 60-69.99 50-59.99 45-49.99 40-44.99 Less Than 40															
Grade / Gr. Pt. : O / 10 A / 9 B / 8 C / 7 D / 6 E / 5 P / 4 F / 0															
-----															

SEAT_NO	NAME	<Course-I>	<Course-II>	<Course-III>	<Course-IV>	<Course-V>	<Course-VI>	<Course-VII>	RESULT	REMARK	TOTAL MARKS				
		Th(80/32)	Th(80/32)	Th(80/32)	Th(80/32)	Tw(25/10)	Tw(25/10)	Tw(100/40)			OUT OF 650				
		In(20/08)	In(20/08)	In(20/08)	In(20/08)	Pr/Or(25/10)	Pr/Or(25/10)	Pr/Or(50/20)							
		Total	Total	Total	Total	Total	Total	Total							
		C G GP C*G	C G GP C*G	C G GP C*G	C G GP C*G	C G GP C*G	C G GP C*G	C G GP C*G	腓 腓G	SGPI					
01.	ITC801	BLOCKCHAIN AND DLT						02.	ITD08011	BIG DATA ANALYTICS		06.	ITD08021	USER INTERFACE DESIGN	
10.	ILO8011	PROJECT MANAGEMENT						19.	ITL801	BLOCKCHAIN LAB		20.	ITL802	CLOUD COMPUTING LAB	
21.	ITP801	MAJOR PROJECT II													
-----															
6015490 /RANGARI SIMRAN VINOD ASHA															
	53	41	58	51	20	20	74								
	8	12	12	13	20	16	38		P		436				
	61	53	70	64	40	36	112								
	3 C 7	21 3 D 6	18 3 B 8	24 3 C 7	21 1 O 10	10 1 B 8	8 6 B 8	48 20	150	7.50					
	SGPI: SEM-I: 7.78 ; SEM-II: 6.95 ; SEM-III: 8.70 ; SEM-IV: 8.70 ; SEM-V: 8.48 ; SEM-VI: 6.55 ; SEM-VII: 7.14 ; CGPI: 7.75														
	CREDITS: SEM-I: 18 ; SEM-II: 20 ; SEM-III: 23 ; SEM-IV: 23 ; SEM-V: 23 ; SEM-VI: 22 ; SEM-VII: 22														
	MARKS: SEM-I:474/675; SEM-II:463/725; SEM-III:587/775; SEM-IV:587/775; SEM-V:599/800; SEM-VI:479/800; SEM-VII:491/750; TOTAL: 4116/5950 (69.18%)														
-----															
6015491 SAMRUT TEJAS SATISH MANDA															
	41	44	50	44	20	19	80								
	13	12	9	10	20	18	40		P	RLE	420				
	54	56	59	54	40	37	120								
	3 D 6	18 3 D 6	18 3 D 6	18 3 D 6	18 1 O 10	10 1 B 8	8 6 O 10	60 20	150	7.50					
	SGPI: SEM-I: 6.41 ; SEM-II: 5.89 ; SEM-III: 7.91 ; SEM-IV: 8.61 ; SEM-V: 8.91 ; SEM-VI: 6.68 ; SEM-VII: -- ; CGPI: --														
	CREDITS: SEM-I: 27 ; SEM-II: 27 ; SEM-III: 23 ; SEM-IV: 23 ; SEM-V: 23 ; SEM-VI: 22 ; SEM-VII: --														
	MARKS: SEM-I:464/750; SEM-II:430/750; SEM-III:563/775; SEM-IV:586/775; SEM-V:609/800; SEM-VI:502/800; SEM-VII:-- ; TOTAL: --														
-----															
6015492 SANKHE KUSHAL RAJENDRA RESHMA															
	42	65	57	63	22	21	90								
	13	17	11	18	21	21	45		P		506				
	55	82	68	81	43	42	135								
	3 D 6	18 3 O 10	30 3 C 7	21 3 O 10	30 1 O 10	10 1 O 10	10 6 O 10	60 20	179	8.95					
	SGPI: SEM-I: 5.83 ; SEM-II: 7.45 ; SEM-III: 8.43 ; SEM-IV: 8.83 ; SEM-V: 8.48 ; SEM-VI: 7.95 ; SEM-VII: 7.05 ; CGPI: 7.92														
	CREDITS: SEM-I: 18 ; SEM-II: 20 ; SEM-III: 23 ; SEM-IV: 23 ; SEM-V: 23 ; SEM-VI: 22 ; SEM-VII: 22														
	MARKS: SEM-I:385/675; SEM-II:480/725; SEM-III:577/775; SEM-IV:590/775; SEM-V:599/800; SEM-VI:560/800; SEM-VII:467/750; TOTAL: 4164/5950 (69.98%)														
-----															
/- FEMALE, #- 0.229, @- 0.5042/0.5043, *- 0.5045, \$- Carried Forward Grade, ~- Dyslexia, A/ABS- Absent, F- Fails, P- Passes															
RR- Reserved, RLE- Reserve for Lower Examination, RPV- Provisional, RCC- 0.5050, ADC- Admission Cancelled															
G:Grade, GP:Grade Point, C:Credits, 腓:Sum of Credit Points, 腓G:Sum of Product of Credits & Grades															
SGPI:Semester Grade Performance Index = 腓G/腓, CGPI:Cumulative Grade Performance Index															
% Marks : 80 and Above 75-79.99 70-74.99 60-69.99 50-59.99 45-49.99 40-44.99 Less Than 40															
Grade / Gr. Pt. : O / 10 A / 9 B / 8 C / 7 D / 6 E / 5 P / 4 F / 0															

OFFICE REGISTER FOR THE B.E.(INFORMATION TECHNOLOGY ENGINEERING) (SEM VIII) (CHOICE BASED) ('C'SCHEME) EXAMINATION HELD IN MAY 2023  
COLLEGE/CENTRE NAME:466:VCET RESULT DATE :- JULY 21, 2023

SEAT_NO	NAME	<Course-I>	<Course-II>	<Course-III>	<Course-IV>	<Course-V>	<Course-VI>	<Course-VII>	RESULT	REMARK	TOTAL MARKS				
		Th(80/32)	Th(80/32)	Th(80/32)	Th(80/32)	Tw(25/10)	Tw(25/10)	Tw(100/40)			OUT OF 650				
		In(20/08)	In(20/08)	In(20/08)	In(20/08)	Pr/Or(25/10)	Pr/Or(25/10)	Pr/Or(50/20)							
		Total	Total	Total	Total	Total	Total	Total							
		C G GP C*G	C G GP C*G	C G GP C*G	C G GP C*G	C G GP C*G	C G GP C*G	C G GP C*G	腩 腩G	SGPI					
01.	ITC801	BLOCKCHAIN AND DLT						02.	ITD08011	BIG DATA ANALYTICS		06.	ITD08021	USER INTERFACE DESIGN	
10.	ILO8011	PROJECT MANAGEMENT						19.	ITL801	BLOCKCHAIN LAB		20.	ITL802	CLOUD COMPUTING LAB	
21.	ITP801	MAJOR PROJECT II													
-----															
6015493	SARFARE MANTHAN MAHENDRA MANALI														
		45	43	43	55	22	19	90							
		13	15	11	16	22	21	46		P			461		
		58	58	54	71	44	40	136							
		3 D 6	18 3 D 6	18 3 D 6	18 3 B 8 24	1 O 10 10	1 O 10 10	6 O 10 60		20 158			7.90		
		SGPI: SEM-I: 7.33 ; SEM-II: 7.95 ; SEM-III: 8.22 ; SEM-IV: 9.00 ; SEM-V: 8.65 ; SEM-VI: 7.77 ; SEM-VII: 6.68 ; CGPI: 7.96													
		CREDITS: SEM-I: 18 ; SEM-II: 20 ; SEM-III: 23 ; SEM-IV: 23 ; SEM-V: 23 ; SEM-VI: 22 ; SEM-VII: 22													
		MARKS: SEM-I:444/675; SEM-II:507/725; SEM-III:572/775; SEM-IV:595/775; SEM-V:601/800; SEM-VI:546/800; SEM-VII:453/750; TOTAL: 4179/5950 (70.24%)													
-----															
6015494	SHAH DEVANSH JIGNESH KRUPALI														
		54	47	56	58	20	20	90							
		13	16	11	14	20	18	45		P	RPV		482		
		67	63	67	72	40	38	135							
		3 C 7	21 3 C 7	21 3 C 7	21 3 B 8 24	1 O 10 10	1 A 9 9	6 O 10 60		20 166			8.30		
		SGPI: SEM-I: 7.89 ; SEM-II: 8.88 ; SEM-III: 9.48 ; SEM-IV: 9.43 ; SEM-V: 9.04 ; SEM-VI: 8.09 ; SEM-VII: 7.82 ; CGPI: --													
		CREDITS: SEM-I: 18 ; SEM-II: 20 ; SEM-III: 23 ; SEM-IV: 23 ; SEM-V: 23 ; SEM-VI: 22 ; SEM-VII: 22													
		MARKS: SEM-I:481/675; SEM-II:573/725; SEM-III:626/775; SEM-IV:613/775; SEM-V:619/800; SEM-VI:578/800; SEM-VII:521/750; TOTAL: --													
-----															
6015495	SODAYE OMKAR ARUN KIRAN														
		32	54	43	40	20	20	85							
		13	13	10	13	18	20	42		P			423		
		45	67	53	53	38	40	127							
		3 E 5	15 3 C 7	21 3 D 6 18	3 D 6 18	1 A 9 9	1 O 10 10	6 O 10 60		20 151			7.55		
		SGPI: SEM-I: 6.64 ; SEM-II: 7.30 ; SEM-III: 8.30 ; SEM-IV: 8.96 ; SEM-V: 8.65 ; SEM-VI: 7.45 ; SEM-VII: 7.32 ; CGPI: 7.82													
		CREDITS: SEM-I: 18 ; SEM-II: 20 ; SEM-III: 23 ; SEM-IV: 23 ; SEM-V: 23 ; SEM-VI: 22 ; SEM-VII: 22													
		MARKS: SEM-I:415/675; SEM-II:482/725; SEM-III:565/775; SEM-IV:602/775; SEM-V:602/800; SEM-VI:535/800; SEM-VII:499/750; TOTAL: 4123/5950 (69.29%)													
-----															
/- FEMALE, #- 0.229, @- 0.5042/0.5043, *- 0.5045, \$- Carried Forward Grade, ~- Dyslexia, A/ABS- Absent, F- Fails, P- Passes															
RR- Reserved, RLE- Reserve for Lower Examination, RPV- Provisional, RCC- 0.5050, ADC- Admission Cancelled															
G:Grade, GP:Grade Point, C:Credits, 腩:Sum of Credit Points, 腩G:Sum of Product of Credits & Grades															
SGPI:Semester Grade Performance Index = 腩G/腩, CGPI:Cumulative Grade Performance Index															
% Marks : 80 and Above 75-79.99 70-74.99 60-69.99 50-59.99 45-49.99 40-44.99 Less Than 40															
Grade / Gr. Pt. : O / 10 A / 9 B / 8 C / 7 D / 6 E / 5 P / 4 F / 0															

OFFICE REGISTER FOR THE B.E. (INFORMATION TECHNOLOGY ENGINEERING) (SEM VIII) (CHOICE BASED) ('C'SCHEME) EXAMINATION HELD IN MAY 2023  
COLLEGE/CENTRE NAME:466:VCET RESULT DATE :- JULY 21, 2023

SEAT_NO	NAME	<Course-I>	<Course-II>	<Course-III>	<Course-IV>	<Course-V>	<Course-VI>	<Course-VII>	RESULT	REMARK	TOTAL MARKS				
		Th(80/32)	Th(80/32)	Th(80/32)	Th(80/32)	Tw(25/10)	Tw(25/10)	Tw(100/40)			OUT OF 650				
		In(20/08)	In(20/08)	In(20/08)	In(20/08)	Pr/Or(25/10)	Pr/Or(25/10)	Pr/Or(50/20)							
		Total	Total	Total	Total	Total	Total	Total							
		C G GP C*G	C G GP C*G	C G GP C*G	C G GP C*G	C G GP C*G	C G GP C*G	C G GP C*G	腓 腓G	SGPI					
01.	ITC801	BLOCKCHAIN AND DLT						02.	ITD08011	BIG DATA ANALYTICS		06.	ITD08021	USER INTERFACE DESIGN	
10.	ILO8011	PROJECT MANAGEMENT						19.	ITL801	BLOCKCHAIN LAB		20.	ITL802	CLOUD COMPUTING LAB	
21.	ITP801	MAJOR PROJECT II													
-----															
6015496 /SUNIL SANSKRUTI SANKHE SHWETA															
		43	41	52	43	24	20	92							
		14	15	11	15	23	21	45		P		459			
		57	56	63	58	47	41	137							
		3 D 6	18 3 D 6	18 3 C 7 21	3 D 6 18	1 O 10 10	1 O 10 10	6 O 10 60		20 155		7.75			
		SGPI: SEM-I: 6.14 ; SEM-II: 7.65 ; SEM-III: 8.78 ; SEM-IV: 9.22 ; SEM-V: 9.17 ; SEM-VI: 6.68 ; SEM-VII: 7.14 ; CGPI: 7.88													
		CREDITS: SEM-I: 18 ; SEM-II: 20 ; SEM-III: 23 ; SEM-IV: 23 ; SEM-V: 23 ; SEM-VI: 22 ; SEM-VII: 22													
		MARKS: SEM-I:389/675; SEM-II:508/725; SEM-III:592/775; SEM-IV:605/775; SEM-V:636/800; SEM-VI:504/800; SEM-VII:491/750; TOTAL: 4184/5950 (70.32%)													
-----															
6015497 TOPALE AMIT BHARAT SUNITA															
		35	38	32	50	19	17	75							
		11	10	9	14	18	18	38		P	RPV	384			
		46	48	41	64	37	35	113							
		3 E 5	15 3 E 5	15 3 P 4 12	3 C 7 21	1 B 8 8	1 B 8 8	6 A 9 54		20 133		6.65			
		SGPI: SEM-I: 6.83 ; SEM-II: 6.73 ; SEM-III: 7.83 ; SEM-IV: 7.74 ; SEM-V: 7.48 ; SEM-VI: 6.77 ; SEM-VII: 6.14 ; CGPI: --													
		CREDITS: SEM-I: 18 ; SEM-II: 20 ; SEM-III: 23 ; SEM-IV: 23 ; SEM-V: 23 ; SEM-VI: 22 ; SEM-VII: 22													
		MARKS: SEM-I:427/675; SEM-II:445/725; SEM-III:535/775; SEM-IV:531/775; SEM-V:536/800; SEM-VI:512/800; SEM-VII:428/750; TOTAL: --													
-----															
6015498 /USHINKAR MEGHNA UTTAM KALPANA															
		32	47	32	51	22	21	68							
		9	13	9	13	20	17	22		P	RPV	376			
		41	60	41	64	42	38	90							
		3 P 4	12 3 C 7 21	3 P 4 12	3 C 7 21	1 O 10 10	1 A 9 9	6 C 7 42		20 127		6.35			
		SGPI: SEM-I: 7.39 ; SEM-II: 7.50 ; SEM-III: 8.00 ; SEM-IV: 9.04 ; SEM-V: 8.39 ; SEM-VI: 6.32 ; SEM-VII: -- ; CGPI: --													
		CREDITS: SEM-I: 18 ; SEM-II: 20 ; SEM-III: 23 ; SEM-IV: 23 ; SEM-V: 23 ; SEM-VI: 22 ; SEM-VII: --													
		MARKS: SEM-I:448/675; SEM-II:492/725; SEM-III:548/775; SEM-IV:604/775; SEM-V:588/800; SEM-VI:471/800; SEM-VII:-- ; TOTAL: --													
-----															
/- FEMALE, #- 0.229, @- 0.5042/0.5043, *- 0.5045, \$- Carried Forward Grade, ~- Dyslexia, A/ABS- Absent, F- Fails, P- Passes															
RR- Reserved, RLE- Reserve for Lower Examination, RPV- Provisional, RCC- 0.5050, ADC- Admission Cancelled															
G:Grade, GP:Grade Point, C:Credits, 腓:Sum of Credit Points, 腓G:Sum of Product of Credits & Grades															
SGPI:Semester Grade Performance Index = 腓G/腓, CGPI:Cumulative Grade Performance Index															
% Marks : 80 and Above 75-79.99 70-74.99 60-69.99 50-59.99 45-49.99 40-44.99 Less Than 40															
Grade / Gr. Pt. : O / 10 A / 9 B / 8 C / 7 D / 6 E / 5 P / 4 F / 0															

OFFICE REGISTER FOR THE B.E. (INFORMATION TECHNOLOGY ENGINEERING) (SEM VIII) (CHOICE BASED) ('C'SCHEME) EXAMINATION HELD IN MAY 2023  
COLLEGE/CENTRE NAME:466:VCET RESULT DATE :- JULY 21, 2023

SEAT_NO	NAME	<Course-I>	<Course-II>	<Course-III>	<Course-IV>	<Course-V>	<Course-VI>	<Course-VII>	RESULT	REMARK	TOTAL MARKS				
		Th(80/32)	Th(80/32)	Th(80/32)	Th(80/32)	Tw(25/10)	Tw(25/10)	Tw(100/40)			OUT OF 650				
		In(20/08)	In(20/08)	In(20/08)	In(20/08)	Pr/Or(25/10)	Pr/Or(25/10)	Pr/Or(50/20)							
		Total	Total	Total	Total	Total	Total	Total							
		C G GP C*G	C G GP C*G	C G GP C*G	C G GP C*G	C G GP C*G	C G GP C*G	C G GP C*G	腓 腓G	SGPI					
01.	ITC801	BLOCKCHAIN AND DLT						02.	ITD08011	BIG DATA ANALYTICS		06.	ITD08021	USER INTERFACE DESIGN	
10.	ILO8011	PROJECT MANAGEMENT						19.	ITL801	BLOCKCHAIN LAB		20.	ITL802	CLOUD COMPUTING LAB	
21.	ITP801	MAJOR PROJECT II													
-----															
6015499	VARGHESE SIBIN SUNIL MANI														
		53	53	48	57	20	19	90							
		10	11	13	15	19	16	42	P		466				
		63	64	61	72	39	35	132							
		3 C 7 21 3 C 7 21	3 C 7 21 3 C 7 21	3 B 8 24 1 A 9 9	1 B 8 8	6 O 10 60	20	164	8.20						
		SGPI: SEM-I: 6.78 ; SEM-II: 7.63 ; SEM-III: 8.13 ; SEM-IV: 9.04 ; SEM-V: 8.26 ; SEM-VI: 7.18 ; SEM-VII: 7.59 ; CGPI: 7.89													
		CREDITS: SEM-I: 18 ; SEM-II: 20 ; SEM-III: 23 ; SEM-IV: 23 ; SEM-V: 23 ; SEM-VI: 22 ; SEM-VII: 22													
		MARKS: SEM-I:430/675; SEM-II:498/725; SEM-III:563/775; SEM-IV:596/775; SEM-V:578/800; SEM-VI:539/800; SEM-VII:501/750; TOTAL: 4171/5950 (70.10%)													
-----															
6015500	VISHWAKARMA AAYUSH SANJAY UMA														
		45	47	48	61	21	17	93							
		10	13	9	12	20	20	48	P		464				
		55	60	57	73	41	37	141							
		3 D 6 18 3 C 7 21	3 D 6 18 3 B 8 24	1 O 10 10	1 B 8 8	6 O 10 60	20	159	7.95						
		SGPI: SEM-I: 6.33 ; SEM-II: 7.80 ; SEM-III: 8.17 ; SEM-IV: 8.39 ; SEM-V: 8.52 ; SEM-VI: 7.86 ; SEM-VII: 7.55 ; CGPI: 7.86													
		CREDITS: SEM-I: 18 ; SEM-II: 20 ; SEM-III: 23 ; SEM-IV: 23 ; SEM-V: 23 ; SEM-VI: 22 ; SEM-VII: 22													
		MARKS: SEM-I:402/675; SEM-II:503/725; SEM-III:567/775; SEM-IV:569/775; SEM-V:612/800; SEM-VI:568/800; SEM-VII:507/750; TOTAL: 4192/5950 (70.45%)													
-----															
6015502	WANJARI JAY MADHUKAR DISHA														
		41	43	52	44	22	18	60							
		11	12	9	14	19	19	25	P		389				
		52	55	61	58	41	37	85							
		3 D 6 18 3 D 6 18	3 C 7 21 3 D 6 18	1 O 10 10	1 B 8 8	6 D 6 36	20	129	6.45						
		SGPI: SEM-I: 7.33 ; SEM-II: 7.65 ; SEM-III: 8.70 ; SEM-IV: 8.57 ; SEM-V: 8.22 ; SEM-VI: 7.86 ; SEM-VII: 6.68 ; CGPI: 7.72 @0.03													
		CREDITS: SEM-I: 18 ; SEM-II: 20 ; SEM-III: 23 ; SEM-IV: 23 ; SEM-V: 23 ; SEM-VI: 22 ; SEM-VII: 22													
		MARKS: SEM-I:451/675; SEM-II:502/725; SEM-III:595/775; SEM-IV:583/775; SEM-V:587/800; SEM-VI:568/800; SEM-VII:457/750; TOTAL: 4132/5950 (69.45%)													
-----															
/- FEMALE, #- 0.229, @- 0.5042/0.5043, *- 0.5045, \$- Carried Forward Grade, ~- Dyslexia, A/ABS- Absent, F- Fails, P- Passes															
RR- Reserved, RLE- Reserve for Lower Examination, RPV- Provisional, RCC- 0.5050, ADC- Admission Cancelled															
G:Grade, GP:Grade Point, C:Credits, 腓:Sum of Credit Points, 腓G:Sum of Product of Credits & Grades															
SGPI:Semester Grade Performance Index = 腓G/腓, CGPI:Cumulative Grade Performance Index															
% Marks : 80 and Above 75-79.99 70-74.99 60-69.99 50-59.99 45-49.99 40-44.99 Less Than 40															
Grade / Gr. Pt. : O / 10 A / 9 B / 8 C / 7 D / 6 E / 5 P / 4 F / 0															

SEAT_NO	NAME	<Course-I>	<Course-II>	<Course-III>	<Course-IV>	<Course-V>	<Course-VI>	<Course-VII>	TOTAL MARKS			
		Th(80/32)	Th(80/32)	Th(80/32)	Th(80/32)	Tw(25/10)	Tw(25/10)	Tw(100/40)	OUT OF 650			
		In(20/08)	In(20/08)	In(20/08)	In(20/08)	Pr/Or(25/10)	Pr/Or(25/10)	Pr/Or(50/20)	RESULT REMARK			
		Total	Total	Total	Total	Total	Total	Total	SGPI			
		C G GP C*G	C G GP C*G	C G GP C*G	C G GP C*G	C G GP C*G	C G GP C*G	C G GP C*G	排 排G SGPI			
01.	ITC801	BLOCKCHAIN AND DLT			02.	ITDO8011	BIG DATA ANALYTICS		06.	ITDO8021	USER INTERFACE DESIGN	
10.	ILO8011	PROJECT MANAGEMENT			19.	ITL801	BLOCKCHAIN LAB		20.	ITL802	CLOUD COMPUTING LAB	
21.	ITP801	MAJOR PROJECT II										
-----												
6015503	YADAV NILESH RAVINDRANATH VIJAYLAXMI											
		45	50	46	55	22	19	96				
		10	14	9	17	20	19	48	P			470
		55	64	55	72	42	38	144				
		3 D 6 18 3 C 7 21	3 D 6 18 3 D 6 18	3 B 8 24 1 O 10 10	1 A 9 9 6 O 10 60	20	160	8.00				
		SGPI: SEM-I: 8.89 ; SEM-II: 9.50 ; SEM-III: 8.70 ; SEM-IV: 8.74 ; SEM-V: 8.65 ; SEM-VI: 8.64 ; SEM-VII: 7.55 ; CGPI: 8.57										
		CREDITS: SEM-I: 18 ; SEM-II: 20 ; SEM-III: 23 ; SEM-IV: 23 ; SEM-V: 23 ; SEM-VI: 22 ; SEM-VII: 22										
		MARKS: SEM-I:520/675; SEM-II:608/725; SEM-III:587/775; SEM-IV:602/775; SEM-V:612/800; SEM-VI:606/800; SEM-VII:508/750; TOTAL: 4513/5950 (75.85%)										
-----												
01.	ITC801	BLOCKCHAIN AND DLT			02.	ITDO8011	BIG DATA ANALYTICS		06.	ITDO8021	USER INTERFACE DESIGN	
14.	ILO8015	PROFESSIONAL ETHICS AND CSR			19.	ITL801	BLOCKCHAIN LAB		20.	ITL802	CLOUD COMPUTING LAB	
21.	ITP801	MAJOR PROJECT II										
-----												
6015504	MAREGUDE AMIT MAHADEV NILAM											
		46	46	33	39	21	21	90				
		12	15	12	17	19	20	44	P	RPV		435
		58	61	45	56	40	41	134				
		3 D 6 18 3 C 7 21	3 E 5 15 3 D 6 18	1 O 10 10 1 O 10 10	6 O 10 60	20	152	7.60				
		(DIPLOMA STUDENT) SGPI: SEM-III: 9.43 ; SEM-IV: 8.91 ; SEM-V: 8.70 ; SEM-VI: 7.68 ; SEM-VII: 7.00 ; CGPI: --										
		CREDITS: SEM-III: 23 ; SEM-IV: 23 ; SEM-V: 23 ; SEM-VI: 22 ; SEM-VII: 22										
		MARKS: SEM-III:627/775; SEM-IV:598/775; SEM-V:606/800; SEM-VI:546/800; SEM-VII:459/750; TOTAL: --										
-----												
6015505	NADANKAR SHASHANK ABHIMANYU ASHWINI											
		49	60	52	46	20	18	83				
		10	15	9	13	22	18	41	P			456
		59	75	61	59	42	36	124				
		3 D 6 18 3 A 9 27	3 C 7 21 3 D 6 18	1 O 10 10 1 B 8 8	6 O 10 60	20	162	8.10				
		SGPI: SEM-I: 6.50 ; SEM-II: 7.20 ; SEM-III: 8.70 ; SEM-IV: 8.74 ; SEM-V: 7.78 ; SEM-VI: 8.27 ; SEM-VII: 6.68 ; CGPI: 7.79										
		CREDITS: SEM-I: 18 ; SEM-II: 20 ; SEM-III: 23 ; SEM-IV: 23 ; SEM-V: 23 ; SEM-VI: 22 ; SEM-VII: 22										
		MARKS: SEM-I:416/675; SEM-II:479/725; SEM-III:589/775; SEM-IV:594/775; SEM-V:556/800; SEM-VI:584/800; SEM-VII:441/750; TOTAL: 4115/5950 (69.16%)										
-----												
/- FEMALE, #- 0.229, @- 0.5042/0.5043, *- 0.5045, \$- Carried Forward Grade, ~- Dyslexia, A/ABS- Absent, F- Fails, P- Passes												
RR- Reserved, RLE- Reserve for Lower Examination, RPV- Provisional, RCC- 0.5050, ADC- Admission Cancelled												
G:Grade, GP:Grade Point, C:Credits, 排:Sum of Credit Points, 排G:Sum of Product of Credits & Grades												
SGPI:Semester Grade Performance Index = 排G/排, CGPI:Cumulative Grade Performance Index												
% Marks : 80 and Above 75-79.99 70-74.99 60-69.99 50-59.99 45-49.99 40-44.99 Less Than 40												
Grade / Gr. Pt. : O / 10 A / 9 B / 8 C / 7 D / 6 E / 5 P / 4 F / 0												

SEAT_NO	NAME	<Course-I>	<Course-II>	<Course-III>	<Course-IV>	<Course-V>	<Course-VI>	<Course-VII>	RESULT	REMARK	TOTAL MARKS				
		Th(80/32)	Th(80/32)	Th(80/32)	Th(80/32)	Tw(25/10)	Tw(25/10)	Tw(100/40)			OUT OF 650				
		In(20/08)	In(20/08)	In(20/08)	In(20/08)	Pr/Or(25/10)	Pr/Or(25/10)	Pr/Or(50/20)							
		Total	Total	Total	Total	Total	Total	Total							
		C G GP C*G	C G GP C*G	C G GP C*G	C G GP C*G	C G GP C*G	C G GP C*G	C G GP C*G	腓 腓G	SGPI					
01.	ITC801	BLOCKCHAIN AND DLT						02.	ITDO8011	BIG DATA ANALYTICS		06.	ITDO8021	USER INTERFACE DESIGN	
14.	ILO8015	PROFESSIONAL ETHICS AND CSR						19.	ITL801	BLOCKCHAIN LAB		20.	ITL802	CLOUD COMPUTING LAB	
21.	ITP801	MAJOR PROJECT II													
-----															
6015506	SHINDE ANIKET PUNDLIK ASHA														
		32E	28F	38E	32E	18E	17E	78E							
		5F	11E	9E	14E	18E	16E	40E		F			356		
		--	--	47	46	36	33	118							
		-- -- --	-- -- --	3 E 5 15	3 E 5 15	1 B 8 8	1 C 7 7	6 A 9 54		14 99 --					
		SGPI: SEM-I: 6.75 ; SEM-II: 6.70 ; SEM-III: 7.52 ; SEM-IV: 7.48 ; SEM-V: 7.00 ; SEM-VI: 6.36 ; SEM-VII: -- ; CGPI: --													
		CREDITS: SEM-I: 18 ; SEM-II: 20 ; SEM-III: 23 ; SEM-IV: 23 ; SEM-V: 23 ; SEM-VI: 22 ; SEM-VII: --													
		MARKS: SEM-I:412/675; SEM-II:445/725; SEM-III:527/775; SEM-IV:520/775; SEM-V:498/800; SEM-VI:471/800; SEM-VII:-- ; TOTAL: --													
-----															
6015507	VARMA MOHIT ROHITAS SANGEETA														
		47	57	52	44	22	18	90							
		12	14	11	18	21	18	48		P			472		
		59	71	63	62	43	36	138							
		3 D 6	18 3 B 8	24 3 C 7 21	3 C 7 21	1 O 10 10	1 B 8 8	6 O 10 60		20 162 8.10					
		SGPI: SEM-I: 8.17 ; SEM-II: 8.60 ; SEM-III: 8.30 ; SEM-IV: 8.61 ; SEM-V: 8.83 ; SEM-VI: 7.86 ; SEM-VII: 7.32 ; CGPI: 8.23													
		CREDITS: SEM-I: 18 ; SEM-II: 20 ; SEM-III: 23 ; SEM-IV: 23 ; SEM-V: 23 ; SEM-VI: 22 ; SEM-VII: 22													
		MARKS: SEM-I:490/675; SEM-II:542/725; SEM-III:565/775; SEM-IV:579/775; SEM-V:616/800; SEM-VI:577/800; SEM-VII:478/750; TOTAL: 4319/5950 (72.59%)													
-----															
01.	ITC801	BLOCKCHAIN AND DLT						02.	ITDO8011	BIG DATA ANALYTICS		09.	ITDO8024	CLOUD COMPUTING AND SERVICES	
10.	ILO8011	PROJECT MANAGEMENT						19.	ITL801	BLOCKCHAIN LAB		20.	ITL802	CLOUD COMPUTING LAB	
21.	ITP801	MAJOR PROJECT II													
-----															
6015508	BADGUJAR VINAY KISHOR JYOTI														
		48	47	56	63	22	20	83							
		11	14	14	14	19	22	41		P			474		
		59	61	70	77	41	42	124							
		3 D 6	18 3 C 7 21	3 B 8 24	3 A 9 27	1 O 10 10	1 O 10 10	6 O 10 60		20 170 8.50					
		SGPI: SEM-I: 6.52 ; SEM-II: 7.54 ; SEM-III: 8.22 ; SEM-IV: 8.74 ; SEM-V: 8.43 ; SEM-VI: 7.18 ; SEM-VII: 6.82 ; CGPI: 7.71 @0.04													
		CREDITS: SEM-I: 27 ; SEM-II: 27 ; SEM-III: 23 ; SEM-IV: 23 ; SEM-V: 23 ; SEM-VI: 22 ; SEM-VII: 22													
		MARKS: SEM-I:464/750; SEM-II:518/750; SEM-III:558/775; SEM-IV:587/775; SEM-V:602/800; SEM-VI:520/800; SEM-VII:458/750; TOTAL: 4181/6050 (69.11%)													
-----															
/- FEMALE, #- 0.229, @- 0.5042/0.5043, *- 0.5045, \$- Carried Forward Grade, ~- Dyslexia, A/ABS- Absent, F- Fails, P- Passes															
RR- Reserved, RLE- Reserve for Lower Examination, RPV- Provisional, RCC- 0.5050, ADC- Admission Cancelled															
G:Grade, GP:Grade Point, C:Credits, 腓:Sum of Credit Points, 腓G:Sum of Product of Credits & Grades															
SGPI:Semester Grade Performance Index = 腓G/腓, CGPI:Cumulative Grade Performance Index															
% Marks : 80 and Above 75-79.99 70-74.99 60-69.99 50-59.99 45-49.99 40-44.99 Less Than 40															
Grade / Gr. Pt. : O / 10 A / 9 B / 8 C / 7 D / 6 E / 5 P / 4 F / 0															

SEAT_NO	NAME	<Course-I>	<Course-II>	<Course-III>	<Course-IV>	<Course-V>	<Course-VI>	<Course-VII>	RESULT	REMARK	TOTAL MARKS				
		Th(80/32)	Th(80/32)	Th(80/32)	Th(80/32)	Tw(25/10)	Tw(25/10)	Tw(100/40)			OUT OF 650				
		In(20/08)	In(20/08)	In(20/08)	In(20/08)	Pr/Or(25/10)	Pr/Or(25/10)	Pr/Or(50/20)							
		Total	Total	Total	Total	Total	Total	Total							
		C G GP C*G	C G GP C*G	C G GP C*G	C G GP C*G	C G GP C*G	C G GP C*G	C G GP C*G	腓 腓G	SGPI					
01.	ITC801	BLOCKCHAIN AND DLT						02.	ITD08011	BIG DATA ANALYTICS		09.	ITD08024	CLOUD COMPUTING AND SERVICES	
10.	ILO8011	PROJECT MANAGEMENT						19.	ITL801	BLOCKCHAIN LAB		20.	ITL802	CLOUD COMPUTING LAB	
21.	ITP801	MAJOR PROJECT II													
-----															
6015510	BHANUSHALI PREM KANHAIYA SAVITRI														
		42	63	55	54	19	19	95							
		12	14	13	17	22	21	45	P		491				
		54	77	68	71	41	40	140							
		3 D 6	18 3 A 9	27 3 C 7 21	3 B 8 24	1 O 10 10	1 O 10 10	6 O 10 60	20	170	8.50				
		SGPI: SEM-I: 8.19 ; SEM-II: 8.28 ; SEM-III: 8.13 ; SEM-IV: 9.09 ; SEM-V: 9.00 ; SEM-VI: 7.68 ; SEM-VII: 7.27 ; CGPI: 8.27													
		CREDITS: SEM-I: 18 ; SEM-II: 20 ; SEM-III: 23 ; SEM-IV: 23 ; SEM-V: 23 ; SEM-VI: 22 ; SEM-VII: 22													
		MARKS: SEM-I:490/675; SEM-II:527/725; SEM-III:566/775; SEM-IV:608/775; SEM-V:614/800; SEM-VI:551/800; SEM-VII:497/750; TOTAL: 4344/5950 (73.01%)													
-----															
6015511	BHATTAD GOVIND NANDKISHOR PRANITA														
		47	46	50	51	22	20	92							
		9	11	10	14	20	22	45	P	RPV	459				
		56	57	60	65	42	42	137							
		3 D 6	18 3 D 6	18 3 C 7 21	3 C 7 21	1 O 10 10	1 O 10 10	6 O 10 60	20	158	7.90				
		(DIPLOMA STUDENT) SGPI: SEM-III: 9.35 ; SEM-IV: 9.43 ; SEM-V: 8.87 ; SEM-VI: 7.73 ; SEM-VII: 7.18 ; CGPI: --													
		CREDITS: SEM-III: 23 ; SEM-IV: 23 ; SEM-V: 23 ; SEM-VI: 22 ; SEM-VII: 22													
		MARKS: SEM-III:624/775; SEM-IV:622/775; SEM-V:615/800; SEM-VI:554/800; SEM-VII:483/750; TOTAL: --													
-----															
6015512	CHAVAN SWAJEET SUBHASH POOJA														
		56	42	43	45	19	21	75							
		8	9	10	12	19	21	38	P		418				
		64	51	53	57	38	42	113							
		3 C 7	21 3 D 6	18 3 D 6 18	3 D 6 18	1 A 9 9	1 O 10 10	6 A 9 54	20	148	7.40				
		SGPI: SEM-I: 5.31 ; SEM-II: 7.00 ; SEM-III: 9.13 ; SEM-IV: 8.78 ; SEM-V: 8.96 ; SEM-VI: 6.95 ; SEM-VII: 6.27 ; CGPI: 7.56													
		CREDITS: SEM-I: 18 ; SEM-II: 20 ; SEM-III: 23 ; SEM-IV: 23 ; SEM-V: 23 ; SEM-VI: 22 ; SEM-VII: 22													
		MARKS: SEM-I:350/675; SEM-II:454/725; SEM-III:611/775; SEM-IV:596/775; SEM-V:621/800; SEM-VI:517/800; SEM-VII:425/750; TOTAL: 3992/5950 (67.09%)													
-----															
/- FEMALE, #- 0.229, @- 0.5042/0.5043, *- 0.5045, \$- Carried Forward Grade, ~- Dyslexia, A/ABS- Absent, F- Fails, P- Passes															
RR- Reserved, RLE- Reserve for Lower Examination, RPV- Provisional, RCC- 0.5050, ADC- Admission Cancelled															
G:Grade, GP:Grade Point, C:Credits, 腓:Sum of Credit Points, 腓G:Sum of Product of Credits & Grades															
SGPI:Semester Grade Performance Index = 腓G/腓, CGPI:Cumulative Grade Performance Index															
% Marks : 80 and Above 75-79.99 70-74.99 60-69.99 50-59.99 45-49.99 40-44.99 Less Than 40															
Grade / Gr. Pt. : O / 10 A / 9 B / 8 C / 7 D / 6 E / 5 P / 4 F / 0															



SEAT_NO	NAME	<Course-I>	<Course-II>	<Course-III>	<Course-IV>	<Course-V>	<Course-VI>	<Course-VII>	RESULT	REMARK	TOTAL MARKS				
		Th(80/32)	Th(80/32)	Th(80/32)	Th(80/32)	Tw(25/10)	Tw(25/10)	Tw(100/40)			OUT OF 650				
		In(20/08)	In(20/08)	In(20/08)	In(20/08)	Pr/Or(25/10)	Pr/Or(25/10)	Pr/Or(50/20)							
		Total	Total	Total	Total	Total	Total	Total							
		C G GP C*G	C G GP C*G	C G GP C*G	C G GP C*G	C G GP C*G	C G GP C*G	C G GP C*G	腓 腓G	SGPI					
01.	ITC801	BLOCKCHAIN AND DLT						02.	ITD08011	BIG DATA ANALYTICS		09.	ITD08024	CLOUD COMPUTING AND SERVICES	
10.	ILO8011	PROJECT MANAGEMENT						19.	ITL801	BLOCKCHAIN LAB		20.	ITL802	CLOUD COMPUTING LAB	
21.	ITP801	MAJOR PROJECT II													
-----															
6015513	DANGIYA HARDIK GOVIND BHANU														
	24F	16F	24F	37E	18E	15E	55E								
	8E	8E	8E	8E	A	A	A		F				221		
	--	--	--	45	--	--	--								
	--	--	--	3 E 5 15	--	--	--		3 15	--					
	SGPI: SEM-I: 5.74 ; SEM-II: 5.22 ; SEM-III: 4.92 ; SEM-IV: 5.38 ; SEM-V: 8.22 ; SEM-VI: -- ; SEM-VII: -- ; CGPI: --														
	CREDITS: SEM-I: 27 ; SEM-II: 27 ; SEM-III: 26 ; SEM-IV: 26 ; SEM-V: 23 ; SEM-VI: -- ; SEM-VII: --														
	MARKS: SEM-I:409/750; SEM-II:380/750; SEM-III:356/750; SEM-IV:376/750; SEM-V:583/800; SEM-VI: -- ; SEM-VII:-- ; TOTAL: --														
-----															
6015514	DESHMUKH VAIBHAV GANESH ANJALI														
	41	45	53	44	20	21	65								
	8	12	11	15	18	23	38		P				414		
	49	57	64	59	38	44	103								
	3 E 5 15 3 D 6 18 3 C 7 21 3 D 6 18 1 A 9 9 1 O 10 10 6 C 7 42								20 133 6.65						
	SGPI: SEM-I: 5.89 ; SEM-II: 7.45 ; SEM-III: 8.22 ; SEM-IV: 8.39 ; SEM-V: 8.65 ; SEM-VI: 7.32 ; SEM-VII: 7.23 ; CGPI: 7.54														
	CREDITS: SEM-I: 18 ; SEM-II: 20 ; SEM-III: 23 ; SEM-IV: 23 ; SEM-V: 23 ; SEM-VI: 22 ; SEM-VII: 22														
	MARKS: SEM-I:369/675; SEM-II:490/725; SEM-III:576/775; SEM-IV:583/775; SEM-V:604/800; SEM-VI:531/800; SEM-VII:485/750; TOTAL: 4052/5950 (68.10%)														
-----															
6015515	/GAIKWAD RUCHITA RAJABHAU RAJESHREE														
	48	47	43	43	20	18	80								
	11	12	12	14	20	21	38		P				427		
	59	59	55	57	40	39	118								
	3 D 6 18 3 D 6 18 3 D 6 18 3 D 6 18 1 O 10 10 1 A 9 9 6 A 9 54								20 145 7.25						
	SGPI: SEM-I: 5.22 ; SEM-II: 6.68 ; SEM-III: 9.00 ; SEM-IV: 8.83 ; SEM-V: 8.13 ; SEM-VI: 7.77 ; SEM-VII: 7.00 ; CGPI: 7.57														
	CREDITS: SEM-I: 18 ; SEM-II: 20 ; SEM-III: 23 ; SEM-IV: 23 ; SEM-V: 23 ; SEM-VI: 22 ; SEM-VII: 22														
	MARKS: SEM-I:349/675; SEM-II:434/725; SEM-III:610/775; SEM-IV:587/775; SEM-V:580/800; SEM-VI:564/800; SEM-VII:475/750; TOTAL: 4026/5950 (67.66%)														
-----															
/- FEMALE, #- 0.229, @- 0.5042/0.5043, *- 0.5045, \$- Carried Forward Grade, ~- Dyslexia, A/ABS- Absent, F- Fails, P- Passes															
RR- Reserved, RLE- Reserve for Lower Examination, RPV- Provisional, RCC- 0.5050, ADC- Admission Cancelled															
G:Grade, GP:Grade Point, C:Credits, 腓:Sum of Credit Points, 腓G:Sum of Product of Credits & Grades															
SGPI:Semester Grade Performance Index = 腓G/腓, CGPI:Cumulative Grade Performance Index															
% Marks : 80 and Above 75-79.99 70-74.99 60-69.99 50-59.99 45-49.99 40-44.99 Less Than 40															
Grade / Gr. Pt. : O / 10 A / 9 B / 8 C / 7 D / 6 E / 5 P / 4 F / 0															

SEAT_NO	NAME	<Course-I>	<Course-II>	<Course-III>	<Course-IV>	<Course-V>	<Course-VI>	<Course-VII>	RESULT	REMARK	TOTAL MARKS		
		Th(80/32)	Th(80/32)	Th(80/32)	Th(80/32)	Tw(25/10)	Tw(25/10)	Tw(100/40)			OUT OF 650		
		In(20/08)	In(20/08)	In(20/08)	In(20/08)	Pr/Or(25/10)	Pr/Or(25/10)	Pr/Or(50/20)					
		Total	Total	Total	Total	Total	Total	Total					
		C G GP C*G	C G GP C*G	C G GP C*G	C G GP C*G	C G GP C*G	C G GP C*G	C G GP C*G	腓 腓G	SGPI			
01.	ITC801	BLOCKCHAIN AND DLT				02.	ITD08011	BIG DATA ANALYTICS			09.	ITD08024	CLOUD COMPUTING AND SERVICES
10.	ILO8011	PROJECT MANAGEMENT				19.	ITL801	BLOCKCHAIN LAB			20.	ITL802	CLOUD COMPUTING LAB
21.	ITP801	MAJOR PROJECT II											
-----													
6015516	GAVALI NIDAN BHARAT ALKA												
	21F	40E	40E	56E	20E	20E	65E						
	9E	13E	12E	10E	21E	18E	38E		F			383	
	--	53	52	66	41	38	103						
	-- --	3 D 6 18	3 D 6 18	3 C 7 21	1 O 10 10	1 A 9 9	6 C 7 42		17 118	--			
	SGPI: SEM-I: 6.50 ; SEM-II: 6.80 ; SEM-III: 8.96 ; SEM-IV: 9.39 ; SEM-V: 9.35 ; SEM-VI: 7.36 ; SEM-VII: 6.55 ; CGPI: --												
	CREDITS: SEM-I: 18 ; SEM-II: 20 ; SEM-III: 23 ; SEM-IV: 23 ; SEM-V: 23 ; SEM-VI: 22 ; SEM-VII: 22												
	MARKS: SEM-I:406/675; SEM-II:453/725; SEM-III:603/775; SEM-IV:619/775; SEM-V:642/800; SEM-VI:530/800; SEM-VII:441/750; TOTAL: --												
-----													
6015517	/GHOLAP MAHATI DHANANJAY PRIYANKA												
	32	44	54	55	22	18	60						
	10	8	11	9	18	19	23		P	RPV		383	
	42	52	65	64	40	37	83						
	3 P 4	12 3 D 6 18	3 C 7 21	3 C 7 21	1 O 10 10	1 B 8 8	6 D 6 36		20 126	6.30			
	(DIPLOMA STUDENT)												
	SGPI: SEM-III: 8.96 ; SEM-IV: 8.96 ; SEM-V: 7.70 ; SEM-VI: 6.45 ; SEM-VII: -- ; CGPI: --												
	CREDITS: SEM-III: 23 ; SEM-IV: 23 ; SEM-V: 23 ; SEM-VI: 22 ; SEM-VII: --												
	MARKS: SEM-III:590/775; SEM-IV:596/775; SEM-V:563/800; SEM-VI:478/800; SEM-VII:-- ; TOTAL: --												
-----													
6015518	JAIN YOGESH NARENDRA MEENA												
	57	41	48	50	22	22	94						
	14	13	16	18	22	22	45		P	RPV		484	
	71	54	64	68	44	44	139						
	3 B 8	24 3 D 6 18	3 C 7 21	3 C 7 21	1 O 10 10	1 O 10 10	6 O 10 60		20 164	8.20			
	SGPI: SEM-I: 8.11 ; SEM-II: 9.28 ; SEM-III: 9.09 ; SEM-IV: 9.39 ; SEM-V: 9.00 ; SEM-VI: 8.50 ; SEM-VII: 7.59 ; CGPI: --												
	CREDITS: SEM-I: 18 ; SEM-II: 20 ; SEM-III: 23 ; SEM-IV: 23 ; SEM-V: 23 ; SEM-VI: 22 ; SEM-VII: 22												
	MARKS: SEM-I:485/675; SEM-II:584/725; SEM-III:613/775; SEM-IV:619/775; SEM-V:631/800; SEM-VI:604/800; SEM-VII:519/750; TOTAL: --												
-----													
/- FEMALE, #- 0.229, @- 0.5042/0.5043, *- 0.5045, \$- Carried Forward Grade, ~- Dyslexia, A/ABS- Absent, F- Fails, P- Passes													
RR- Reserved, RLE- Reserve for Lower Examination, RPV- Provisional, RCC- 0.5050, ADC- Admission Cancelled													
G:Grade, GP:Grade Point, C:Credits, 腓:Sum of Credit Points, 腓G:Sum of Product of Credits & Grades													
SGPI:Semester Grade Performance Index = 腓G/腓, CGPI:Cumulative Grade Performance Index													
% Marks : 80 and Above 75-79.99 70-74.99 60-69.99 50-59.99 45-49.99 40-44.99 Less Than 40													
Grade / Gr. Pt. : O / 10 A / 9 B / 8 C / 7 D / 6 E / 5 P / 4 F / 0													

OFFICE REGISTER FOR THE B.E. (INFORMATION TECHNOLOGY ENGINEERING) (SEM VIII) (CHOICE BASED) ('C'SCHEME) EXAMINATION HELD IN MAY 2023  
COLLEGE/CENTRE NAME:466:VCET RESULT DATE :- JULY 21, 2023

SEAT_NO	NAME	<Course-I>	<Course-II>	<Course-III>	<Course-IV>	<Course-V>	<Course-VI>	<Course-VII>	RESULT	REMARK	TOTAL MARKS
		Th(80/32)	Th(80/32)	Th(80/32)	Th(80/32)	Tw(25/10)	Tw(25/10)	Tw(100/40)			OUT OF 650
		In(20/08)	In(20/08)	In(20/08)	In(20/08)	Pr/Or(25/10)	Pr/Or(25/10)	Pr/Or(50/20)			
		Total	Total	Total	Total	Total	Total	Total			
		C G GP C*G	C G GP C*G	C G GP C*G	C G GP C*G	C G GP C*G	C G GP C*G	C G GP C*G	腓 腓G	SGPI	
01. ITC801	BLOCKCHAIN AND DLT					02. ITD08011	BIG DATA ANALYTICS	09. ITD08024		CLOUD COMPUTING AND SERVICES	
10. ILO8011	PROJECT MANAGEMENT					19. ITL801	BLOCKCHAIN LAB	20. ITL802		CLOUD COMPUTING LAB	
21. ITP801	MAJOR PROJECT II										
-----											
6015520 /KASHYAP KHUSHI RAMJANAM URMILLA											
46	49	32		65	22	21		90			
11	17	14		13	18	20		44	P	RPV	462
57	66	46		78	40	41		134			
3 D 6	18 3 C 7 21	3 E 5 15		3 A 9 27	1 O 10 10	1 O 10 10		6 O 10 60	20	161	8.05
(DIPLOMA STUDENT) SGPI: SEM-III: 9.13 ; SEM-IV: 9.48 ; SEM-V: 8.83 ; SEM-VI: 7.77 ; SEM-VII: 7.59 ; CGPI: --											
CREDITS: SEM-III: 23 ; SEM-IV: 23 ; SEM-V: 23 ; SEM-VI: 22 ; SEM-VII: 22											
MARKS: SEM-III:624/775; SEM-IV:624/775; SEM-V:613/800; SEM-VI:555/800; SEM-VII:503/750; TOTAL: --											
-----											
6015521 KHANJODE ANIKET SURESH SUREKHA											
56	58	57		60	20	21		90			
13	17	11		15	19	21		42	P		500
69	75	68		75	39	42		132			
3 C 7	21 3 A 9 27	3 C 7 21		3 A 9 27	1 A 9 9	1 O 10 10		6 O 10 60	20	175	8.75
SGPI: SEM-I: 6.50 ; SEM-II: 7.90 ; SEM-III: 8.48 ; SEM-IV: 8.78 ; SEM-V: 8.43 ; SEM-VI: 7.59 ; SEM-VII: 7.45 ; CGPI: 8.02											
CREDITS: SEM-I: 18 ; SEM-II: 20 ; SEM-III: 23 ; SEM-IV: 23 ; SEM-V: 23 ; SEM-VI: 22 ; SEM-VII: 22											
MARKS: SEM-I:404/675; SEM-II:518/725; SEM-III:587/775; SEM-IV:600/775; SEM-V:581/800; SEM-VI:563/800; SEM-VII:501/750; TOTAL: 4254/5950 (71.50%)											
-----											
6015522 KOLWANKAR TEJAS JEEVAN TRUPTI											
52	56	68		66	24	23		96			
15	13	19		18	24	23		48	P		545
67	69	87		84	48	46		144			
3 C 7	21 3 C 7 21	3 O 10 30		3 O 10 30	1 O 10 10	1 O 10 10		6 O 10 60	20	182	9.10
SGPI: SEM-I: 9.28 ; SEM-II: 9.70 ; SEM-III: 9.78 ; SEM-IV: 8.87 ; SEM-V: 9.48 ; SEM-VI: 9.32 ; SEM-VII: 8.64 ; CGPI: 9.27											
CREDITS: SEM-I: 18 ; SEM-II: 20 ; SEM-III: 23 ; SEM-IV: 23 ; SEM-V: 23 ; SEM-VI: 22 ; SEM-VII: 22											
MARKS: SEM-I:557/675; SEM-II:633/725; SEM-III:647/775; SEM-IV:656/775; SEM-V:670/800; SEM-VI:669/800; SEM-VII:578/750; TOTAL: 4955/5950 (83.28%)											
-----											
/- FEMALE, #- 0.229, @- 0.5042/0.5043, *- 0.5045, \$- Carried Forward Grade, ~- Dyslexia, A/ABS- Absent, F- Fails, P- Passes											
RR- Reserved, RLE- Reserve for Lower Examination, RPV- Provisional, RCC- 0.5050, ADC- Admission Cancelled											
G:Grade, GP:Grade Point, C:Credits, 腓:Sum of Credit Points, 腓G:Sum of Product of Credits & Grades											
SGPI:Semester Grade Performance Index = 腓G/腓, CGPI:Cumulative Grade Performance Index											
% Marks : 80 and Above 75-79.99 70-74.99 60-69.99 50-59.99 45-49.99 40-44.99 Less Than 40											
Grade / Gr. Pt. : O / 10 A / 9 B / 8 C / 7 D / 6 E / 5 P / 4 F / 0											
-----											

OFFICE REGISTER FOR THE B.E. (INFORMATION TECHNOLOGY ENGINEERING) (SEM VIII) (CHOICE BASED) ('C' SCHEME) EXAMINATION HELD IN MAY 2023  
COLLEGE/CENTRE NAME:466:VCET RESULT DATE :- JULY 21, 2023

SEAT_NO	NAME	<Course-I>	<Course-II>	<Course-III>	<Course-IV>	<Course-V>	<Course-VI>	<Course-VII>	RESULT	REMARK	TOTAL MARKS				
		Th(80/32)	Th(80/32)	Th(80/32)	Th(80/32)	Tw(25/10)	Tw(25/10)	Tw(100/40)			OUT OF 650				
		In(20/08)	In(20/08)	In(20/08)	In(20/08)	Pr/Or(25/10)	Pr/Or(25/10)	Pr/Or(50/20)							
		Total	Total	Total	Total	Total	Total	Total							
		C G GP C*G	C G GP C*G	C G GP C*G	C G GP C*G	C G GP C*G	C G GP C*G	C G GP C*G	腓 腓G	SGPI					
01.	ITC801	BLOCKCHAIN AND DLT						02.	ITD08011	BIG DATA ANALYTICS		09.	ITD08024	CLOUD COMPUTING AND SERVICES	
10.	ILO8011	PROJECT MANAGEMENT						19.	ITL801	BLOCKCHAIN LAB		20.	ITL802	CLOUD COMPUTING LAB	
21.	ITP801	MAJOR PROJECT II													
-----															
6015523	KORGAONKAR ANIKET SURYAKANT ARCHANA														
		45	47	54	53	20	18	85							
		12	12	12	12	18	21	42	P		451				
		57	59	66	65	38	39	127							
		3 D 6 18 3 D 6 18 3 C 7 21	3 C 7 21	3 C 7 21	3 C 7 21	1 A 9 9	1 A 9 9	6 O 10 60	20	156	7.80				
		SGPI: SEM-I: 5.81 ; SEM-II: 7.55 ; SEM-III: 8.65 ; SEM-IV: 8.83 ; SEM-V: 8.57 ; SEM-VI: 7.23 ; SEM-VII: 6.91 ; CGPI: 7.73 @0.02													
		CREDITS: SEM-I: 18 ; SEM-II: 20 ; SEM-III: 23 ; SEM-IV: 23 ; SEM-V: 23 ; SEM-VI: 22 ; SEM-VII: 22													
		MARKS: SEM-I:369/675; SEM-II:497/725; SEM-III:582/775; SEM-IV:590/775; SEM-V:596/800; SEM-VI:516/800; SEM-VII:461/750; TOTAL: 4062/5950 (68.27%)													
-----															
6015524	/KULE ISHA MAHENDRA MEGHANA														
		48	52	53	50	20	19	85							
		13	14	13	15	19	21	43	P		465				
		61	66	66	65	39	40	128							
		3 C 7 21 3 C 7 21 3 C 7 21	3 C 7 21	3 C 7 21	3 C 7 21	1 A 9 9	1 O 10 10	6 O 10 60	20	163	8.15				
		SGPI: SEM-I: 7.06 ; SEM-II: 8.95 ; SEM-III: 8.78 ; SEM-IV: 9.13 ; SEM-V: 8.78 ; SEM-VI: 7.91 ; SEM-VII: 6.82 ; CGPI: 8.23													
		CREDITS: SEM-I: 18 ; SEM-II: 20 ; SEM-III: 23 ; SEM-IV: 23 ; SEM-V: 23 ; SEM-VI: 22 ; SEM-VII: 22													
		MARKS: SEM-I:443/675; SEM-II:553/725; SEM-III:605/775; SEM-IV:621/775; SEM-V:613/800; SEM-VI:569/800; SEM-VII:486/750; TOTAL: 4355/5950 (73.19%)													
-----															
6015525	/MAHIDA AESHA RAJENDRASINH HEMLATA														
		49	51	56	36	22	18	75							
		13	15	12	15	19	22	42	P	RPV	445				
		62	66	68	51	41	40	117							
		3 C 7 21 3 C 7 21 3 C 7 21	3 D 6 18	1 O 10 10	1 O 10 10	6 A 9 54	20	155	7.75						
		SGPI: SEM-I: 7.58 ; SEM-II: 7.65 ; SEM-III: 9.22 ; SEM-IV: 9.17 ; SEM-V: 9.13 ; SEM-VI: 8.41 ; SEM-VII: 6.95 ; CGPI: --													
		CREDITS: SEM-I: 18 ; SEM-II: 20 ; SEM-III: 23 ; SEM-IV: 23 ; SEM-V: 23 ; SEM-VI: 22 ; SEM-VII: 22													
		MARKS: SEM-I:453/675; SEM-II:490/725; SEM-III:624/775; SEM-IV:613/775; SEM-V:623/800; SEM-VI:591/800; SEM-VII:483/750; TOTAL: --													
-----															
/- FEMALE, #- 0.229, @- 0.5042/0.5043, *- 0.5045, \$- Carried Forward Grade, ~- Dyslexia, A/ABS- Absent, F- Fails, P- Passes															
RR- Reserved, RLE- Reserve for Lower Examination, RPV- Provisional, RCC- 0.5050, ADC- Admission Cancelled															
G:Grade, GP:Grade Point, C:Credits, 腓:Sum of Credit Points, 腓G:Sum of Product of Credits & Grades															
SGPI:Semester Grade Performance Index = 腓G/腓, CGPI:Cumulative Grade Performance Index															
% Marks : 80 and Above 75-79.99 70-74.99 60-69.99 50-59.99 45-49.99 40-44.99 Less Than 40															
Grade / Gr. Pt. : O / 10 A / 9 B / 8 C / 7 D / 6 E / 5 P / 4 F / 0															

OFFICE REGISTER FOR THE B.E. (INFORMATION TECHNOLOGY ENGINEERING) (SEM VIII) (CHOICE BASED) ('C'SCHEME) EXAMINATION HELD IN MAY 2023  
COLLEGE/CENTRE NAME:466:VCET RESULT DATE :- JULY 21, 2023

SEAT_NO	NAME	<Course-I>	<Course-II>	<Course-III>	<Course-IV>	<Course-V>	<Course-VI>	<Course-VII>	RESULT	REMARK	TOTAL MARKS		
		Th(80/32)	Th(80/32)	Th(80/32)	Th(80/32)	Tw(25/10)	Tw(25/10)	Tw(100/40)			OUT OF 650		
		In(20/08)	In(20/08)	In(20/08)	In(20/08)	Pr/Or(25/10)	Pr/Or(25/10)	Pr/Or(50/20)					
		Total	Total	Total	Total	Total	Total	Total					
		C G GP C*G	C G GP C*G	C G GP C*G	C G GP C*G	C G GP C*G	C G GP C*G	C G GP C*G	腓	腓G	SGPI		
01.	ITC801	BLOCKCHAIN AND DLT				02.	ITD08011	BIG DATA ANALYTICS			09.	ITD08024	CLOUD COMPUTING AND SERVICES
10.	ILO8011	PROJECT MANAGEMENT				19.	ITL801	BLOCKCHAIN LAB			20.	ITL802	CLOUD COMPUTING LAB
21.	ITP801	MAJOR PROJECT II											
-----													
6015526	MANOTI SHREYAS SURESH BEENA												
		58	51	49	68	22	20	98					
		12	16	13	16	21	22	48	P		514		
		70	67	62	84	43	42	146					
		3 B 8	24 3 C 7	21 3 C 7	21 3 O 10	30 1 O 10	10 1 O 10	10 6 O 10	60	20	176	8.80	
		SGPI: SEM-I: 5.78 ; SEM-II: 7.30 ; SEM-III: 9.13 ; SEM-IV: 9.04 ; SEM-V: 9.22 ; SEM-VI: 8.14 ; SEM-VII: 7.91 ; CGPI: 8.24											
		CREDITS: SEM-I: 18 ; SEM-II: 20 ; SEM-III: 23 ; SEM-IV: 23 ; SEM-V: 23 ; SEM-VI: 22 ; SEM-VII: 22											
		MARKS: SEM-I:380/675; SEM-II:486/725; SEM-III:611/775; SEM-IV:614/775; SEM-V:619/800; SEM-VI:582/800; SEM-VII:544/750; TOTAL: 4350/5950 (73.11%)											
-----													
6015527	MEHTA DHRUVIL RAHUL RESHMA												
		36	37	57	66	22	20	98					
		13	13	13	17	22	20	48	P		482		
		49	50	70	83	44	40	146					
		3 E 5	15 3 D 6	18 3 B 8	24 3 O 10	30 1 O 10	10 1 O 10	10 6 O 10	60	20	167	8.35	
		SGPI: SEM-I: 7.92 ; SEM-II: 8.95 ; SEM-III: 9.43 ; SEM-IV: 9.17 ; SEM-V: 8.87 ; SEM-VI: 8.05 ; SEM-VII: 7.64 ; CGPI: 8.57											
		CREDITS: SEM-I: 18 ; SEM-II: 20 ; SEM-III: 23 ; SEM-IV: 23 ; SEM-V: 23 ; SEM-VI: 22 ; SEM-VII: 22											
		MARKS: SEM-I:475/675; SEM-II:574/725; SEM-III:627/775; SEM-IV:611/775; SEM-V:617/800; SEM-VI:593/800; SEM-VII:519/750; TOTAL: 4498/5950 (75.60%)											
-----													
6015528	MITTAL TUSHAR RAKESH MITTAL RITU MITTAL												
		51	44	59	58	22	20	98					
		11	14	13	14	22	21	48	P	RPV	495		
		62	58	72	72	44	41	146					
		3 C 7	21 3 D 6	18 3 B 8	24 3 B 8	24 1 O 10	10 1 O 10	10 6 O 10	60	20	167	8.35	
		SGPI: SEM-I: 7.58 ; SEM-II: 7.98 ; SEM-III: 9.04 ; SEM-IV: 9.09 ; SEM-V: 9.04 ; SEM-VI: 7.91 ; SEM-VII: 7.91 ; CGPI: --											
		CREDITS: SEM-I: 18 ; SEM-II: 20 ; SEM-III: 23 ; SEM-IV: 23 ; SEM-V: 23 ; SEM-VI: 22 ; SEM-VII: 22											
		MARKS: SEM-I:456/675; SEM-II:520/725; SEM-III:619/775; SEM-IV:618/775; SEM-V:615/800; SEM-VI:569/800; SEM-VII:535/750; TOTAL: --											
-----													
/- FEMALE, #- 0.229, @- 0.5042/0.5043, *- 0.5045, \$- Carried Forward Grade, ~- Dyslexia, A/ABS- Absent, F- Fails, P- Passes													
RR- Reserved, RLE- Reserve for Lower Examination, RPV- Provisional, RCC- 0.5050, ADC- Admission Cancelled													
G:Grade, GP:Grade Point, C:Credits, 腓:Sum of Credit Points, 腓G:Sum of Product of Credits & Grades													
SGPI:Semester Grade Performance Index = 腓G/腓, CGPI:Cumulative Grade Performance Index													
% Marks : 80 and Above 75-79.99 70-74.99 60-69.99 50-59.99 45-49.99 40-44.99 Less Than 40													
Grade / Gr. Pt. : O / 10 A / 9 B / 8 C / 7 D / 6 E / 5 P / 4 F / 0													

OFFICE REGISTER FOR THE B.E. (INFORMATION TECHNOLOGY ENGINEERING) (SEM VIII) (CHOICE BASED) ('C' SCHEME) EXAMINATION HELD IN MAY 2023  
COLLEGE/CENTRE NAME: 466: VCET RESULT DATE :- JULY 21, 2023

SEAT_NO	NAME	<Course-I>	<Course-II>	<Course-III>	<Course-IV>	<Course-V>	<Course-VI>	<Course-VII>	RESULT	REMARK	TOTAL MARKS				
		Th(80/32)	Th(80/32)	Th(80/32)	Th(80/32)	Tw(25/10)	Tw(25/10)	Tw(100/40)			OUT OF 650				
		In(20/08)	In(20/08)	In(20/08)	In(20/08)	Pr/Or(25/10)	Pr/Or(25/10)	Pr/Or(50/20)							
		Total	Total	Total	Total	Total	Total	Total							
		C G GP C*G	C G GP C*G	C G GP C*G	C G GP C*G	C G GP C*G	C G GP C*G	C G GP C*G	腓 腓G	SGPI					
01.	ITC801	BLOCKCHAIN AND DLT						02.	ITD08011	BIG DATA ANALYTICS		09.	ITD08024	CLOUD COMPUTING AND SERVICES	
10.	ILO8011	PROJECT MANAGEMENT						19.	ITL801	BLOCKCHAIN LAB		20.	ITL802	CLOUD COMPUTING LAB	
21.	ITP801	MAJOR PROJECT II													
-----															
6015529 /MODAK ISHA RAVINDRA POOJA															
		45	65	54	52	20	21	80							
		11	14	14	16	18	20	35	P	RPV	465				
		56	79	68	68	38	41	115							
		3 D 6	18 3 A 9	27 3 C 7 21	3 C 7 21	1 A 9 9	1 O 10 10	6 A 9 54	20	160	8.00				
	(DIPLOMA STUDENT)	SGPI: SEM-III: 9.70 ; SEM-IV: 9.35 ; SEM-V: 9.00 ; SEM-VI: 8.09 ; SEM-VII: 7.45 ; CGPI: -- CREDITS: SEM-III: 23 ; SEM-IV: 23 ; SEM-V: 23 ; SEM-VI: 22 ; SEM-VII: 22 MARKS: SEM-III: 642/775; SEM-IV: 611/775; SEM-V: 612/800; SEM-VI: 580/800; SEM-VII: 519/750; TOTAL: --													
-----															
6015530 PAL SHIVAM JAINATH PAL LALIMA PAL															
		43	37	32	52	20	20	87							
		10	11	9	14	20	20	43	P	RPV	418				
		53	48	41	66	40	40	130							
		3 D 6	18 3 E 5	15 3 P 4 12	3 C 7 21	1 O 10 10	1 O 10 10	6 O 10 60	20	146	7.30				
		SGPI: SEM-I: 8.11 ; SEM-II: 7.83 ; SEM-III: 9.04 ; SEM-IV: 9.13 ; SEM-V: 8.70 ; SEM-VI: 7.68 ; SEM-VII: 7.09 ; CGPI: -- CREDITS: SEM-I: 18 ; SEM-II: 20 ; SEM-III: 23 ; SEM-IV: 23 ; SEM-V: 23 ; SEM-VI: 22 ; SEM-VII: 22 MARKS: SEM-I: 497/675; SEM-II: 506/725; SEM-III: 613/775; SEM-IV: 611/775; SEM-V: 613/800; SEM-VI: 539/800; SEM-VII: 476/750; TOTAL: --													
-----															
6015531 PANDEY NAMAN RANJAY KIRAN															
		40	51	49	58	20	19	92							
		12	14	12	17	19	18	44	P		465				
		52	65	61	75	39	37	136							
		3 D 6	18 3 C 7	21 3 C 7 21	3 A 9 27	1 A 9 9	1 B 8 8	6 O 10 60	20	164	8.20				
		SGPI: SEM-I: 6.81 ; SEM-II: 6.65 ; SEM-III: 8.78 ; SEM-IV: 9.13 ; SEM-V: 8.91 ; SEM-VI: 7.41 ; SEM-VII: 7.45 ; CGPI: 7.97 CREDITS: SEM-I: 18 ; SEM-II: 20 ; SEM-III: 23 ; SEM-IV: 23 ; SEM-V: 23 ; SEM-VI: 22 ; SEM-VII: 22 MARKS: SEM-I: 412/675; SEM-II: 437/725; SEM-III: 589/775; SEM-IV: 600/775; SEM-V: 617/800; SEM-VI: 535/800; SEM-VII: 500/750; TOTAL: 4155/5950 (69.83%)													
-----															
/- FEMALE, #- 0.229, @- 0.5042/0.5043, *- 0.5045, \$- Carried Forward Grade, ~- Dyslexia, A/ABS- Absent, F- Fails, P- Passes RR- Reserved, RLE- Reserve for Lower Examination, RPV- Provisional, RCC- 0.5050, ADC- Admission Cancelled G:Grade, GP:Grade Point, C:Credits, 腓:Sum of Credit Points, 腓G:Sum of Product of Credits & Grades SGPI:Semester Grade Performance Index = 腓G/腓, CGPI:Cumulative Grade Performance Index % Marks : 80 and Above 75-79.99 70-74.99 60-69.99 50-59.99 45-49.99 40-44.99 Less Than 40 Grade / Gr. Pt. : O / 10 A / 9 B / 8 C / 7 D / 6 E / 5 P / 4 F / 0															

OFFICE REGISTER FOR THE B.E. (INFORMATION TECHNOLOGY ENGINEERING) (SEM VIII) (CHOICE BASED) ('C'SHEME) EXAMINATION HELD IN MAY 2023  
COLLEGE/CENTRE NAME:466:VCET RESULT DATE :- JULY 21, 2023

SEAT_NO	NAME	<Course-I>	<Course-II>	<Course-III>	<Course-IV>	<Course-V>	<Course-VI>	<Course-VII>	RESULT	REMARK	TOTAL MARKS				
		Th(80/32)	Th(80/32)	Th(80/32)	Th(80/32)	Tw(25/10)	Tw(25/10)	Tw(100/40)			OUT OF 650				
		In(20/08)	In(20/08)	In(20/08)	In(20/08)	Pr/Or(25/10)	Pr/Or(25/10)	Pr/Or(50/20)							
		Total	Total	Total	Total	Total	Total	Total							
		C G GP C*G	C G GP C*G	C G GP C*G	C G GP C*G	C G GP C*G	C G GP C*G	C G GP C*G	腓 腓G	SGPI					
01.	ITC801	BLOCKCHAIN AND DLT						02.	ITD08011	BIG DATA ANALYTICS		09.	ITD08024	CLOUD COMPUTING AND SERVICES	
10.	ILO8011	PROJECT MANAGEMENT						19.	ITL801	BLOCKCHAIN LAB		20.	ITL802	CLOUD COMPUTING LAB	
21.	ITP801	MAJOR PROJECT II													
-----															
6015532	PANDEY PRINCE ASHOK SAROJ														
46	58	53	61	22	22	80									
13	15	13	19	19	21	40	P				482				
59	73	66	80	41	43	120									
3 D 6	18 3 B 8	24 3 C 7 21	3 O 10 30	1 O 10 10	1 O 10 10	6 O 10 60	20	173	8.65						
SGPI: SEM-I: 7.11 ; SEM-II: 8.10 ; SEM-III: 7.83 ; SEM-IV: 8.78 ; SEM-V: 8.48 ; SEM-VI: 8.09 ; SEM-VII: 7.86 ; CGPI: 8.13															
CREDITS: SEM-I: 18 ; SEM-II: 20 ; SEM-III: 23 ; SEM-IV: 23 ; SEM-V: 23 ; SEM-VI: 22 ; SEM-VII: 22															
MARKS: SEM-I:443/675; SEM-II:522/725; SEM-III:542/775; SEM-IV:586/775; SEM-V:589/800; SEM-VI:564/800; SEM-VII:531/750; TOTAL: 4259/5950 (71.58%)															
-----															
6015533	PARAB ARADHYA UTTAM PRIYANKA														
46	41	43	58	22	20	88									
12	17	13	16	20	20	44	P				460				
58	58	56	74	42	40	132									
3 D 6	18 3 D 6 18	3 D 6 18	3 B 8 24	1 O 10 10	1 O 10 10	6 O 10 60	20	158	7.90						
SGPI: SEM-I: 8.00 ; SEM-II: 9.15 ; SEM-III: 8.70 ; SEM-IV: 9.39 ; SEM-V: 8.35 ; SEM-VI: 7.68 ; SEM-VII: 6.45 ; CGPI: 8.21															
CREDITS: SEM-I: 18 ; SEM-II: 20 ; SEM-III: 23 ; SEM-IV: 23 ; SEM-V: 23 ; SEM-VI: 22 ; SEM-VII: 22															
MARKS: SEM-I:482/675; SEM-II:577/725; SEM-III:589/775; SEM-IV:627/775; SEM-V:583/800; SEM-VI:564/800; SEM-VII:439/750; TOTAL: 4321/5950 (72.62%)															
-----															
6015534	PARMAR MRUNAL MANOJ PADMA														
61	47	32	50	20	15	85									
12	12	13	11	20	20	45	P				443				
73	59	45	61	40	35	130									
3 B 8	24 3 D 6 18	3 E 5 15	3 C 7 21	1 O 10 10	1 B 8 8	6 O 10 60	20	156	7.80						
SGPI: SEM-I: 5.67 ; SEM-II: 6.22 ; SEM-III: 8.30 ; SEM-IV: 8.26 ; SEM-V: 7.83 ; SEM-VI: 6.50 ; SEM-VII: 6.64 ; CGPI: 7.10															
CREDITS: SEM-I: 27 ; SEM-II: 27 ; SEM-III: 23 ; SEM-IV: 23 ; SEM-V: 23 ; SEM-VI: 22 ; SEM-VII: 22															
MARKS: SEM-I:385/750; SEM-II:423/750; SEM-III:566/775; SEM-IV:565/775; SEM-V:568/800; SEM-VI:484/800; SEM-VII:445/750; TOTAL: 3879/6050 (64.12%)															
-----															
/- FEMALE, #- 0.229, @- 0.5042/0.5043, *- 0.5045, \$- Carried Forward Grade, ~- Dyslexia, A/ABS- Absent, F- Fails, P- Passes															
RR- Reserved, RLE- Reserve for Lower Examination, RPV- Provisional, RCC- 0.5050, ADC- Admission Cancelled															
G:Grade, GP:Grade Point, C:Credits, 腓:Sum of Credit Points, 腓G:Sum of Product of Credits & Grades															
SGPI:Semester Grade Performance Index = 腓G/腓, CGPI:Cumulative Grade Performance Index															
% Marks : 80 and Above 75-79.99 70-74.99 60-69.99 50-59.99 45-49.99 40-44.99 Less Than 40															
Grade / Gr. Pt. : O / 10 A / 9 B / 8 C / 7 D / 6 E / 5 P / 4 F / 0															

SEAT_NO	NAME	<Course-I>	<Course-II>	<Course-III>	<Course-IV>	<Course-V>	<Course-VI>	<Course-VII>	RESULT	REMARK	TOTAL MARKS				
		Th(80/32)	Th(80/32)	Th(80/32)	Th(80/32)	Tw(25/10)	Tw(25/10)	Tw(100/40)			OUT OF 650				
		In(20/08)	In(20/08)	In(20/08)	In(20/08)	Pr/Or(25/10)	Pr/Or(25/10)	Pr/Or(50/20)							
		Total	Total	Total	Total	Total	Total	Total							
		C G GP C*G	C G GP C*G	C G GP C*G	C G GP C*G	C G GP C*G	C G GP C*G	C G GP C*G	腓 腓G	SGPI					
01.	ITC801	BLOCKCHAIN AND DLT						02.	ITD08011	BIG DATA ANALYTICS		09.	ITD08024	CLOUD COMPUTING AND SERVICES	
10.	ILO8011	PROJECT MANAGEMENT						19.	ITL801	BLOCKCHAIN LAB		20.	ITL802	CLOUD COMPUTING LAB	
21.	ITP801	MAJOR PROJECT II													
-----															
6015535	PARTE PANKAJ SHANKAR PUSHPA														
55	57	63	58	22	19	86									
14	16	12	14	20	22	43			P		501				
69	73	75	72	42	41	129									
3 C 7 21 3 B 8 24 3 A 9 27 3 B 8 24 1 O 10 10 1 O 10 10 6 O 10 60									20 176 8.80						
SGPI: SEM-I: 8.78 ; SEM-II: 8.80 ; SEM-III: 9.13 ; SEM-IV: 9.13 ; SEM-V: 8.70 ; SEM-VI: 8.18 ; SEM-VII: 8.14 ; CGPI: 8.71															
CREDITS: SEM-I: 18 ; SEM-II: 20 ; SEM-III: 23 ; SEM-IV: 23 ; SEM-V: 23 ; SEM-VI: 22 ; SEM-VII: 22															
MARKS: SEM-I:525/675; SEM-II:549/725; SEM-III:601/775; SEM-IV:603/775; SEM-V:609/800; SEM-VI:591/800; SEM-VII:527/750; TOTAL: 4506/5950 (75.73%)															
-----															
6015536	/PATANKAR MRUNMAYI RAMJI PRIYANKA														
60	43	63	62	22	21	95									
13	17	15	18	20	20	48			P		517				
73	60	78	80	42	41	143									
3 B 8 24 3 C 7 21 3 A 9 27 3 O 10 30 1 O 10 10 1 O 10 10 6 O 10 60									20 182 9.10						
SGPI: SEM-I: 8.94 ; SEM-II: 9.30 ; SEM-III: 8.26 ; SEM-IV: 9.61 ; SEM-V: 8.39 ; SEM-VI: 8.00 ; SEM-VII: 8.41 ; CGPI: 8.74															
CREDITS: SEM-I: 18 ; SEM-II: 20 ; SEM-III: 23 ; SEM-IV: 23 ; SEM-V: 23 ; SEM-VI: 22 ; SEM-VII: 22															
MARKS: SEM-I:531/675; SEM-II:585/725; SEM-III:567/775; SEM-IV:632/775; SEM-V:604/800; SEM-VI:589/800; SEM-VII:561/750; TOTAL: 4586/5950 (77.08%)															
-----															
6015537	/PATIL SAMPADA HARESHWAR CHITRA														
39	26 *	32	49	20	20	79									
8	9	8	9	18	17	42			P	RLE	376				
47	35	40	58	38	37	121									
3 E 5 15 3 P 4 12 3 P 4 12 3 D 6 18 1 A 9 9 1 B 8 8 6 O 10 60									20 134 6.70						
SGPI: SEM-I: 8.09 ; SEM-II: 6.43 ; SEM-III: 7.96 ; SEM-IV: 8.26 ; SEM-V: 8.61 ; SEM-VI: 6.09 ; SEM-VII: -- ; CGPI: --															
CREDITS: SEM-I: 27 ; SEM-II: 27 ; SEM-III: 23 ; SEM-IV: 23 ; SEM-V: 23 ; SEM-VI: 22 ; SEM-VII: --															
MARKS: SEM-I:468/750; SEM-II:456/750; SEM-III:550/775; SEM-IV:562/775; SEM-V:594/800; SEM-VI:450/800; SEM-VII:-- ; TOTAL: --															
-----															
/- FEMALE, #- 0.229, @- 0.5042/0.5043, *- 0.5045, \$- Carried Forward Grade, ~- Dyslexia, A/ABS- Absent, F- Fails, P- Passes															
RR- Reserved, RLE- Reserve for Lower Examination, RPV- Provisional, RCC- 0.5050, ADC- Admission Cancelled															
G:Grade, GP:Grade Point, C:Credits, 腓:Sum of Credit Points, 腓G:Sum of Product of Credits & Grades															
SGPI:Semester Grade Performance Index = 腓G/腓, CGPI:Cumulative Grade Performance Index															
% Marks : 80 and Above 75-79.99 70-74.99 60-69.99 50-59.99 45-49.99 40-44.99 Less Than 40															
Grade / Gr. Pt. : O / 10 A / 9 B / 8 C / 7 D / 6 E / 5 P / 4 F / 0															
-----															



SEAT_NO	NAME	<Course-I>	<Course-II>	<Course-III>	<Course-IV>	<Course-V>	<Course-VI>	<Course-VII>	RESULT	REMARK	TOTAL MARKS				
		Th(80/32)	Th(80/32)	Th(80/32)	Th(80/32)	Tw(25/10)	Tw(25/10)	Tw(100/40)			OUT OF 650				
		In(20/08)	In(20/08)	In(20/08)	In(20/08)	Pr/Or(25/10)	Pr/Or(25/10)	Pr/Or(50/20)							
		Total	Total	Total	Total	Total	Total	Total							
		C G GP C*G	C G GP C*G	C G GP C*G	C G GP C*G	C G GP C*G	C G GP C*G	C G GP C*G	腓 腓G	SGPI					
01.	ITC801	BLOCKCHAIN AND DLT						02.	ITD08011	BIG DATA ANALYTICS		09.	ITD08024	CLOUD COMPUTING AND SERVICES	
10.	ILO8011	PROJECT MANAGEMENT						19.	ITL801	BLOCKCHAIN LAB		20.	ITL802	CLOUD COMPUTING LAB	
21.	ITP801	MAJOR PROJECT II													
-----															
6015538	PATIL SUNNY KISHOR DAMAYANTI														
		36	32	36	41	22	19	85							
		8	12	10	15	21	22	42	P		401				
		44	44	46	56	43	41	127							
		3 P 4	12 3 P 4	12 3 E 5 15	3 D 6 18	1 O 10 10	1 O 10 10	6 O 10 60	20	137	6.85				
		SGPI: SEM-I: 6.83 ; SEM-II: 7.70 ; SEM-III: 8.65 ; SEM-IV: 9.17 ; SEM-V: 8.65 ; SEM-VI: 7.50 ; SEM-VII: 6.73 ; CGPI: 7.81													
		CREDITS: SEM-I: 18 ; SEM-II: 20 ; SEM-III: 23 ; SEM-IV: 23 ; SEM-V: 23 ; SEM-VI: 22 ; SEM-VII: 22													
		MARKS: SEM-I:421/675; SEM-II:507/725; SEM-III:590/775; SEM-IV:604/775; SEM-V:616/800; SEM-VI:536/800; SEM-VII:460/750; TOTAL: 4135/5950 (69.50%)													
-----															
6015539	PATIL TANAY AMIT NEETA														
		41	46	44	47	22	20	88							
		12	11	13	13	20	21	42	P		440				
		53	57	57	60	42	41	130							
		3 D 6	18 3 D 6	18 3 D 6 18	3 C 7 21	1 O 10 10	1 O 10 10	6 O 10 60	20	155	7.75				
		SGPI: SEM-I: 6.33 ; SEM-II: 7.30 ; SEM-III: 8.48 ; SEM-IV: 9.30 ; SEM-V: 8.09 ; SEM-VI: 7.68 ; SEM-VII: 7.32 ; CGPI: 7.84													
		CREDITS: SEM-I: 18 ; SEM-II: 20 ; SEM-III: 23 ; SEM-IV: 23 ; SEM-V: 23 ; SEM-VI: 22 ; SEM-VII: 22													
		MARKS: SEM-I:403/675; SEM-II:466/725; SEM-III:586/775; SEM-IV:619/775; SEM-V:574/800; SEM-VI:543/800; SEM-VII:501/750; TOTAL: 4132/5950 (69.45%)													
-----															
6015540	/POOJARY SUPRIYA SUKUMAR VINODA														
		43	55	55	52	20	22	68							
		12	17	17	19	21	21	22	P		444				
		55	72	72	71	41	43	90							
		3 D 6	18 3 B 8	24 3 B 8 24	3 B 8 24	1 O 10 10	1 O 10 10	6 C 7 42	20	152	7.60				
		SGPI: SEM-I: 9.50 ; SEM-II: 9.65 ; SEM-III: 9.04 ; SEM-IV: 8.48 ; SEM-V: 8.48 ; SEM-VI: 8.45 ; SEM-VII: 8.14 ; CGPI: 8.65													
		CREDITS: SEM-I: 18 ; SEM-II: 20 ; SEM-III: 23 ; SEM-IV: 23 ; SEM-V: 23 ; SEM-VI: 22 ; SEM-VII: 22													
		MARKS: SEM-I:565/675; SEM-II:634/725; SEM-III:597/775; SEM-IV:579/775; SEM-V:597/800; SEM-VI:614/800; SEM-VII:542/750; TOTAL: 4572/5950 (76.84%)													
-----															
/- FEMALE, #- 0.229, @- 0.5042/0.5043, *- 0.5045, \$- Carried Forward Grade, ~- Dyslexia, A/ABS- Absent, F- Fails, P- Passes															
RR- Reserved, RLE- Reserve for Lower Examination, RPV- Provisional, RCC- 0.5050, ADC- Admission Cancelled															
G:Grade, GP:Grade Point, C:Credits, 腓:Sum of Credit Points, 腓G:Sum of Product of Credits & Grades															
SGPI:Semester Grade Performance Index = 腓G/腓, CGPI:Cumulative Grade Performance Index															
% Marks : 80 and Above 75-79.99 70-74.99 60-69.99 50-59.99 45-49.99 40-44.99 Less Than 40															
Grade / Gr. Pt. : O / 10 A / 9 B / 8 C / 7 D / 6 E / 5 P / 4 F / 0															
-----															

SEAT_NO	NAME	<Course-I>	<Course-II>	<Course-III>	<Course-IV>	<Course-V>	<Course-VI>	<Course-VII>	RESULT	REMARK	TOTAL MARKS				
		Th(80/32)	Th(80/32)	Th(80/32)	Th(80/32)	Tw(25/10)	Tw(25/10)	Tw(100/40)			OUT OF 650				
		In(20/08)	In(20/08)	In(20/08)	In(20/08)	Pr/Or(25/10)	Pr/Or(25/10)	Pr/Or(50/20)							
		Total	Total	Total	Total	Total	Total	Total							
		C G GP C*G	C G GP C*G	C G GP C*G	C G GP C*G	C G GP C*G	C G GP C*G	C G GP C*G	腓 腓G	SGPI					
01.	ITC801	BLOCKCHAIN AND DLT						02.	ITD08011	BIG DATA ANALYTICS		09.	ITD08024	CLOUD COMPUTING AND SERVICES	
10.	ILO8011	PROJECT MANAGEMENT						19.	ITL801	BLOCKCHAIN LAB		20.	ITL802	CLOUD COMPUTING LAB	
21.	ITP801	MAJOR PROJECT II													
-----															
6015541	RANJE RAYYAN SIRAJ RIZWANA														
45	56	40	44	20	20	85									
11	15	16	16	18	21	47			P		454				
56	71	56	60	38	41	132									
3 D 6 18 3 B 8 24 3 D 6 18 3 C 7 21 1 A 9 9 1 O 10 10 6 O 10 60									20 160 8.00						
SGPI: SEM-I: 7.78 ; SEM-II: 8.30 ; SEM-III: 8.83 ; SEM-IV: 9.09 ; SEM-V: 8.61 ; SEM-VI: 7.55 ; SEM-VII: 7.14 ; CGPI: 8.18															
CREDITS: SEM-I: 18 ; SEM-II: 20 ; SEM-III: 23 ; SEM-IV: 23 ; SEM-V: 23 ; SEM-VI: 22 ; SEM-VII: 22															
MARKS: SEM-I:469/675; SEM-II:538/725; SEM-III:598/775; SEM-IV:594/775; SEM-V:599/800; SEM-VI:542/800; SEM-VII:477/750; TOTAL: 4271/5950 (71.78%)															
-----															
6015542	/RASHIVADEKAR VAISHNAVI KISHOR VIDYA														
17F	44E	43E	41E	20E	20E	60E									
8E	11E	10E	9E	18E	20E	23E			F		344				
--	55	53	50	38	40	83									
- - - - - 3 D 6 18 3 D 6 18 3 D 6 18 1 A 9 9 1 O 10 10 6 D 6 36									17 109 --						
SGPI: SEM-I: 6.70 ; SEM-II: 6.28 ; SEM-III: 7.78 ; SEM-IV: 7.91 ; SEM-V: 8.09 ; SEM-VI: 5.91 ; SEM-VII: -- ; CGPI: --															
CREDITS: SEM-I: 27 ; SEM-II: 27 ; SEM-III: 23 ; SEM-IV: 23 ; SEM-V: 23 ; SEM-VI: 22 ; SEM-VII: --															
MARKS: SEM-I:458/750; SEM-II:441/750; SEM-III:534/775; SEM-IV:546/775; SEM-V:567/800; SEM-VI:446/800; SEM-VII:-- ; TOTAL: --															
-----															
6015543	/SAKRE DIVYA DILIP SUJATA														
53	47	55	45	22	20	91									
11	16	10	14	21	19	45			P		469				
64	63	65	59	43	39	136									
3 C 7 21 3 C 7 21 3 C 7 21 3 D 6 18 1 O 10 10 1 A 9 9 6 O 10 60									20 160 8.00						
SGPI: SEM-I: 8.17 ; SEM-II: 8.13 ; SEM-III: 8.91 ; SEM-IV: 9.30 ; SEM-V: 9.00 ; SEM-VI: 7.59 ; SEM-VII: 7.41 ; CGPI: 8.34															
CREDITS: SEM-I: 18 ; SEM-II: 20 ; SEM-III: 23 ; SEM-IV: 23 ; SEM-V: 23 ; SEM-VI: 22 ; SEM-VII: 22															
MARKS: SEM-I:496/675; SEM-II:525/725; SEM-III:592/775; SEM-IV:620/775; SEM-V:622/800; SEM-VI:555/800; SEM-VII:502/750; TOTAL: 4381/5950 (73.63%)															
-----															
/- FEMALE, #- 0.229, @- 0.5042/0.5043, *- 0.5045, \$- Carried Forward Grade, ~- Dyslexia, A/ABS- Absent, F- Fails, P- Passes															
RR- Reserved, RLE- Reserve for Lower Examination, RPV- Provisional, RCC- 0.5050, ADC- Admission Cancelled															
G:Grade, GP:Grade Point, C:Credits, 腓:Sum of Credit Points, 腓G:Sum of Product of Credits & Grades															
SGPI:Semester Grade Performance Index = 腓G/腓, CGPI:Cumulative Grade Performance Index															
% Marks : 80 and Above 75-79.99 70-74.99 60-69.99 50-59.99 45-49.99 40-44.99 Less Than 40															
Grade / Gr. Pt. : O / 10 A / 9 B / 8 C / 7 D / 6 E / 5 P / 4 F / 0															
-----															

OFFICE REGISTER FOR THE B.E. (INFORMATION TECHNOLOGY ENGINEERING) (SEM VIII) (CHOICE BASED) ('C' SCHEME) EXAMINATION HELD IN MAY 2023  
COLLEGE/CENTRE NAME:466:VCET RESULT DATE :- JULY 21, 2023

SEAT_NO	NAME	<Course-I>	<Course-II>	<Course-III>	<Course-IV>	<Course-V>	<Course-VI>	<Course-VII>	RESULT	REMARK	TOTAL MARKS				
		Th(80/32)	Th(80/32)	Th(80/32)	Th(80/32)	Tw(25/10)	Tw(25/10)	Tw(100/40)			OUT OF 650				
		In(20/08)	In(20/08)	In(20/08)	In(20/08)	Pr/Or(25/10)	Pr/Or(25/10)	Pr/Or(50/20)							
		Total	Total	Total	Total	Total	Total	Total							
		C G GP C*G	C G GP C*G	C G GP C*G	C G GP C*G	C G GP C*G	C G GP C*G	C G GP C*G	腓 腓G	SGPI					
01.	ITC801	BLOCKCHAIN AND DLT						02.	ITD08011	BIG DATA ANALYTICS		09.	ITD08024	CLOUD COMPUTING AND SERVICES	
10.	ILO8011	PROJECT MANAGEMENT						19.	ITL801	BLOCKCHAIN LAB		20.	ITL802	CLOUD COMPUTING LAB	
21.	ITP801	MAJOR PROJECT II													
-----															
6015544	SAMANT YASH SANJAY SAYALI														
58	49	46	53	20	21	90									
9	13	13	15	19	21	44	P	RPV			471				
67	62	59	68	39	42	134									
3 C 7 21 3 C 7 21	3 D 6 18	3 C 7 21	1 A 9	9	1 O 10 10	6 O 10 60	20	160	8.00						
(DIPLOMA STUDENT)															
SGPI: SEM-III: 9.61 ; SEM-IV: 9.22 ; SEM-V: 8.52 ; SEM-VI: 8.27 ; SEM-VII: 7.45 ; CGPI: --															
CREDITS: SEM-III: 23 ; SEM-IV: 23 ; SEM-V: 23 ; SEM-VI: 22 ; SEM-VII: 22															
MARKS: SEM-III:641/775; SEM-IV:605/775; SEM-V:602/800; SEM-VI:578/800; SEM-VII:490/750; TOTAL: --															
-----															
6015545	SANKHE VEDANT RAJESH SHAILA														
55	52	42	57	20	22	90									
14	16	15	17	18	23	45	P	RPV			486				
69	68	57	74	38	45	135									
3 C 7 21 3 C 7 21	3 D 6 18	3 B 8 24	1 A 9	9	1 O 10 10	6 O 10 60	20	163	8.15						
(DIPLOMA STUDENT)															
SGPI: SEM-III: 9.87 ; SEM-IV: 9.52 ; SEM-V: 9.09 ; SEM-VI: 9.05 ; SEM-VII: 7.91 ; CGPI: --															
CREDITS: SEM-III: 23 ; SEM-IV: 23 ; SEM-V: 23 ; SEM-VI: 22 ; SEM-VII: 22															
MARKS: SEM-III:672/775; SEM-IV:620/775; SEM-V:624/800; SEM-VI:624/800; SEM-VII:529/750; TOTAL: --															
-----															
6015546	SAWANT SARVMBH MAHENDRA MANJIRI														
39	43	42	52	22	21	86									
12	16	12	16	18	20	42	P	RPV			441				
51	59	54	68	40	41	128									
3 D 6 18 3 D 6 18	3 D 6 18	3 C 7 21	1 O 10 10	1 O 10 10	6 O 10 60	20	155	7.75							
(DIPLOMA STUDENT)															
SGPI: SEM-III: 9.22 ; SEM-IV: 9.35 ; SEM-V: 8.39 ; SEM-VI: 7.64 ; SEM-VII: 6.82 ; CGPI: --															
CREDITS: SEM-III: 23 ; SEM-IV: 23 ; SEM-V: 23 ; SEM-VI: 22 ; SEM-VII: 22															
MARKS: SEM-III:615/775; SEM-IV:612/775; SEM-V:603/800; SEM-VI:568/800; SEM-VII:470/750; TOTAL: --															
-----															
/- FEMALE, #- 0.229, @- 0.5042/0.5043, *- 0.5045, \$- Carried Forward Grade, ~- Dyslexia, A/ABS- Absent, F- Fails, P- Passes															
RR- Reserved, RLE- Reserve for Lower Examination, RPV- Provisional, RCC- 0.5050, ADC- Admission Cancelled															
G:Grade, GP:Grade Point, C:Credits, 腓:Sum of Credit Points, 腓G:Sum of Product of Credits & Grades															
SGPI:Semester Grade Performance Index = 腓G/腓, CGPI:Cumulative Grade Performance Index															
% Marks : 80 and Above 75-79.99 70-74.99 60-69.99 50-59.99 45-49.99 40-44.99 Less Than 40															
Grade / Gr. Pt. : O / 10 A / 9 B / 8 C / 7 D / 6 E / 5 P / 4 F / 0															
-----															

SEAT_NO	NAME	<Course-I>	<Course-II>	<Course-III>	<Course-IV>	<Course-V>	<Course-VI>	<Course-VII>	RESULT	REMARK	TOTAL MARKS				
		Th(80/32)	Th(80/32)	Th(80/32)	Th(80/32)	Tw(25/10)	Tw(25/10)	Tw(100/40)			OUT OF 650				
		In(20/08)	In(20/08)	In(20/08)	In(20/08)	Pr/Or(25/10)	Pr/Or(25/10)	Pr/Or(50/20)							
		Total	Total	Total	Total	Total	Total	Total							
		C G GP C*G	C G GP C*G	C G GP C*G	C G GP C*G	C G GP C*G	C G GP C*G	C G GP C*G	腓 腓G	SGPI					
01.	ITC801	BLOCKCHAIN AND DLT						02.	ITD08011	BIG DATA ANALYTICS		09.	ITD08024	CLOUD COMPUTING AND SERVICES	
10.	ILO8011	PROJECT MANAGEMENT						19.	ITL801	BLOCKCHAIN LAB		20.	ITL802	CLOUD COMPUTING LAB	
21.	ITP801	MAJOR PROJECT II													
-----															
6015547	SHAH AJAY DEEPAK KAVITA														
		47	51	44	61	20	22	90							
		14	14	14	17	20	22	45	P		481				
		61	65	58	78	40	44	135							
		3 C 7 21 3 C 7 21 3 D 6 18	3 A 9 27 1 O 10 10	1 O 10 10	6 O 10 60	20 167	8.35								
		SGPI: SEM-I: 6.53 ; SEM-II: 7.88 ; SEM-III: 9.04 ; SEM-IV: 8.87 ; SEM-V: 8.43 ; SEM-VI: 8.00 ; SEM-VII: 7.55 ; CGPI: 8.13													
		CREDITS: SEM-I: 18 ; SEM-II: 20 ; SEM-III: 23 ; SEM-IV: 23 ; SEM-V: 23 ; SEM-VI: 22 ; SEM-VII: 22													
		MARKS: SEM-I:404/675; SEM-II:518/725; SEM-III:599/775; SEM-IV:595/775; SEM-V:602/800; SEM-VI:564/800; SEM-VII:500/750; TOTAL: 4263/5950 (71.65%)													
-----															
6015548	SHAH JAINIL MANISH NEHA														
		56	43	34	54	20	20	92							
		12	14	12	17	20	19	45	P		458				
		68	57	46	71	40	39	137							
		3 C 7 21 3 D 6 18 3 E 5 15	3 B 8 24 1 O 10 10	1 A 9 9	6 O 10 60	20 157	7.85								
		SGPI: SEM-I: 6.33 ; SEM-II: 8.15 ; SEM-III: 8.91 ; SEM-IV: 9.39 ; SEM-V: 7.96 ; SEM-VI: 7.32 ; SEM-VII: 7.36 ; CGPI: 7.96													
		CREDITS: SEM-I: 18 ; SEM-II: 20 ; SEM-III: 23 ; SEM-IV: 23 ; SEM-V: 23 ; SEM-VI: 22 ; SEM-VII: 22													
		MARKS: SEM-I:404/675; SEM-II:523/725; SEM-III:595/775; SEM-IV:612/775; SEM-V:570/800; SEM-VI:529/800; SEM-VII:485/750; TOTAL: 4176/5950 (70.18%)													
-----															
6015549	THAPA GANESH SINGH SURINDRASINGH GAYATRI														
		43	38	47	51	20	15	72							
		8	11	10	11	18	20	38	P	RPV	402				
		51	49	57	62	38	35	110							
		3 D 6 18 3 E 5 15 3 D 6 18	3 C 7 21 1 A 9 9	1 B 8 8	6 B 8 48	20 137	6.85								
		SGPI: SEM-I: 7.11 ; SEM-II: 7.25 ; SEM-III: 7.96 ; SEM-IV: 7.74 ; SEM-V: 7.61 ; SEM-VI: 7.32 ; SEM-VII: 6.27 ; CGPI: --													
		CREDITS: SEM-I: 18 ; SEM-II: 20 ; SEM-III: 23 ; SEM-IV: 23 ; SEM-V: 23 ; SEM-VI: 22 ; SEM-VII: 22													
		MARKS: SEM-I:446/675; SEM-II:473/725; SEM-III:556/775; SEM-IV:540/775; SEM-V:541/800; SEM-VI:526/800; SEM-VII:438/750; TOTAL: --													
-----															
/- FEMALE, #- 0.229, @- 0.5042/0.5043, *- 0.5045, \$- Carried Forward Grade, ~- Dyslexia, A/ABS- Absent, F- Fails, P- Passes															
RR- Reserved, RLE- Reserve for Lower Examination, RPV- Provisional, RCC- 0.5050, ADC- Admission Cancelled															
G:Grade, GP:Grade Point, C:Credits, 腓:Sum of Credit Points, 腓G:Sum of Product of Credits & Grades															
SGPI:Semester Grade Performance Index = 腓G/腓, CGPI:Cumulative Grade Performance Index															
% Marks : 80 and Above 75-79.99 70-74.99 60-69.99 50-59.99 45-49.99 40-44.99 Less Than 40															
Grade / Gr. Pt. : O / 10 A / 9 B / 8 C / 7 D / 6 E / 5 P / 4 F / 0															

OFFICE REGISTER FOR THE B.E. (INFORMATION TECHNOLOGY ENGINEERING) (SEM VIII) (CHOICE BASED) ('C'SCHEME) EXAMINATION HELD IN MAY 2023  
COLLEGE/CENTRE NAME:466:VCET RESULT DATE :- JULY 21, 2023

SEAT_NO	NAME	<Course-I>	<Course-II>	<Course-III>	<Course-IV>	<Course-V>	<Course-VI>	<Course-VII>	RESULT	REMARK	TOTAL MARKS
Th(80/32)	Th(80/32)	Th(80/32)	Th(80/32)	Tw(25/10)	Tw(25/10)	Tw(100/40)	Pr/Or(50/20)	Pr/Or(50/20)			OUT OF 650
In(20/08)	In(20/08)	In(20/08)	In(20/08)	Pr/Or(25/10)	Pr/Or(25/10)	Pr/Or(50/20)	Pr/Or(50/20)	Pr/Or(50/20)			
Total	Total	Total	Total	Total	Total	Total	Total	Total	腩	腩G	SGPI
C G GP C*G	C G GP C*G	C G GP C*G	C G GP C*G	C G GP C*G	C G GP C*G	C G GP C*G	C G GP C*G	C G GP C*G			
01. ITC801	BLOCKCHAIN AND DLT					02. ITD08011	BIG DATA ANALYTICS	09. ITD08024	CLOUD COMPUTING AND SERVICES		
10. ILO8011	PROJECT MANAGEMENT					19. ITL801	BLOCKCHAIN LAB	20. ITL802	CLOUD COMPUTING LAB		
21. ITP801	MAJOR PROJECT II										
-----											
6015550	VARTAK HARDIK HEMANT SHUBHANGI										
52	66	65	59	20	21	84					
13	18	15	16	22	22	42	P			515	
65	84	80	75	42	43	126					
3 C 7 21 3 0 10	30 3 0 10 30	3 A 9 27	1 0 10 10	1 0 10 10	6 0 10 60	20 188	9.40				
SGPI: SEM-I: 7.53 ; SEM-II: 9.25 ; SEM-III: 9.17 ; SEM-IV: 9.09 ; SEM-V: 8.70 ; SEM-VI: 8.64 ; SEM-VII: 7.77 ; CGPI: 8.71											
CREDITS: SEM-I: 18 ; SEM-II: 20 ; SEM-III: 23 ; SEM-IV: 23 ; SEM-V: 23 ; SEM-VI: 22 ; SEM-VII: 22											
MARKS: SEM-I:471/675; SEM-II:593/725; SEM-III:620/775; SEM-IV:612/775; SEM-V:620/800; SEM-VI:618/800; SEM-VII:532/750; TOTAL: 4581/5950 (76.99%)											
-----											
6015551	/VARTAK VIDITI VIJENDRA JYOTI										
48	56	59	60	20	21	88					
13	17	16	16	20	21	43	P	RPV		498	
61	73	75	76	40	42	131					
3 C 7 21 3 B 8 24	3 A 9 27	3 A 9 27	1 0 10 10	1 0 10 10	6 0 10 60	20 179	8.95				
(DIPLOMA STUDENT)											
SGPI: SEM-III: 9.74 ; SEM-IV: 9.30 ; SEM-V: 8.91 ; SEM-VI: 8.05 ; SEM-VII: 7.55 ; CGPI: --											
CREDITS: SEM-III: 23 ; SEM-IV: 23 ; SEM-V: 23 ; SEM-VI: 22 ; SEM-VII: 22											
MARKS: SEM-III:650/775; SEM-IV:615/775; SEM-V:618/800; SEM-VI:582/800; SEM-VII:516/750; TOTAL: --											
-----											
/- FEMALE, #- 0.229, @- 0.5042/0.5043, *- 0.5045, \$- Carried Forward Grade, ~- Dyslexia, A/ABS- Absent, F- Fails, P- Passes											
RR- Reserved, RLE- Reserve for Lower Examination, RPV- Provisional, RCC- 0.5050, ADC- Admission Cancelled											
G:Grade, GP:Grade Point, C:Credits, 腩:Sum of Credit Points, 腩G:Sum of Product of Credits & Grades											
SGPI:Semester Grade Performance Index = 腩G/腩, CGPI:Cumulative Grade Performance Index											
% Marks : 80 and Above 75-79.99 70-74.99 60-69.99 50-59.99 45-49.99 40-44.99 Less Than 40											
Grade / Gr. Pt. : O / 10 A / 9 B / 8 C / 7 D / 6 E / 5 P / 4 F / 0											
-----											

## UNIVERSITY OF MUMBAI

OFFICE REGISTER FOR THE B.E. (INFORMATION TECHNOLOGY ENGINEERING) (SEM VIII) (CHOICE BASED) ('C'SCHEME) EXAMINATION HELD IN MAY 2023  
COLLEGE/CENTRE NAME:466:VCET

Page No.: 523

RESULT DATE :- JULY 21, 2023

SEAT NO	NAME	<Course-I> Th(80/32) In(20/08) Total C G GP C*G	<Course-II> Th(80/32) In(20/08) Total C G GP C*G	<Course-III> Th(80/32) In(20/08) Total C G GP C*G	<Course-IV> Th(80/32) In(20/08) Total C G GP C*G	<Course-V> Tw(25/10) Pr/Or(25/10) Total C G GP C*G	<Course-VI> Tw(25/10) Pr/Or(25/10) Total C G GP C*G	<Course-VII> Tw(100/40) Pr/Or(50/20) Total C G GP C*G	RESULT	REMARK	TOTAL MARKS OUT OF 650
01. ITC801	BLOCKCHAIN AND DLT										
10. ILO8011	PROJECT MANAGEMENT										
21. ITP801	MAJOR PROJECT II										
02. ITDO8011	BIG DATA ANALYTICS										
19. ITL801	BLOCKCHAIN LAB										
06. ITDO8021	USER INTERFACE DESIGN										
20. ITL802	CLOUD COMPUTING LAB										
6015499	VARGHESE SIBIN SUNIL MANI										
53	53	48	57	20	19	90					
10	11	13	15	19	16	42		P		466	
63	64	61	72	39	35	132					
3 C 7 21 3 C 7 21 3 C 7 21 3 B 8 24 1 A 9 9 1 B 8 8 6 O 10 60										20 164	8.20
SGPI: SEM-I: 6.78 ; SEM-II: 7.63 ; SEM-III: 8.13 ; SEM-IV: 9.04 ; SEM-V: 8.26 ; SEM-VI: 7.18 ; SEM-VII: 7.59 ; CGPI: 7.89											
CREDITS: SEM-I: 18 ; SEM-II: 20 ; SEM-III: 23 ; SEM-IV: 23 ; SEM-V: 23 ; SEM-VI: 22 ; SEM-VII: 22											
MARKS: SEM-I:430/675; SEM-II:498/725; SEM-III:563/775; SEM-IV:596/775; SEM-V:578/800; SEM-VI:539/800; SEM-VII:501/750; TOTAL: 4171/5950 (70.10%)											
6015500	VISHWAKARMA AAYUSH SANJAY UMA										
45	47	48	61	21	17	93					
10	13	9	12	20	20	48		P		464	
55	60	57	73	41	37	141					
3 D 6 18 3 C 7 21 3 D 6 18 3 B 8 24 1 O 10 10 1 B 8 8 6 O 10 60										20 159	7.95
SGPI: SEM-I: 6.33 ; SEM-II: 7.80 ; SEM-III: 8.17 ; SEM-IV: 8.39 ; SEM-V: 8.52 ; SEM-VI: 7.86 ; SEM-VII: 7.55 ; CGPI: 7.86											
CREDITS: SEM-I: 18 ; SEM-II: 20 ; SEM-III: 23 ; SEM-IV: 23 ; SEM-V: 23 ; SEM-VI: 22 ; SEM-VII: 22											
MARKS: SEM-I:402/675; SEM-II:503/725; SEM-III:567/775; SEM-IV:569/775; SEM-V:612/800; SEM-VI:568/800; SEM-VII:507/750; TOTAL: 4192/5950 (70.45%)											
6015501	WAGH SANKET VIJAY WAGH ASHABAI										
57	58	44	63	20	17	85					
12	12	9	14	17	18	44		P		470	
69	70	53	77	37	35	129					
3 C 7 21 3 B 8 24 3 D 6 18 3 A 9 27 1 B 8 8 1 B 8 8 6 O 10 60										20 166	8.30
SGPI: SEM-I: 7.24 ; SEM-II: 6.09 ; SEM-III: 8.52 ; SEM-IV: 8.65 ; SEM-V: 8.43 ; SEM-VI: 7.50 ; SEM-VII: 6.95 ; CGPI: 7.66 @0.09											
CREDITS: SEM-I: 27 ; SEM-II: 27 ; SEM-III: 23 ; SEM-IV: 23 ; SEM-V: 23 ; SEM-VI: 22 ; SEM-VII: 22											
MARKS: SEM-I:473/750; SEM-II:427/750; SEM-III:587/775; SEM-IV:588/775; SEM-V:602/800; SEM-VI:548/800; SEM-VII:469/750; TOTAL: 4164/6050 (68.83%)											
/- FEMALE, #- 0.229, @- 0.5042/0.5043, *- 0.5045, \$- Carried Forward Grade, -- Dyslexia, A/ABS- Absent, F- Fails, P- Passes											
RR- Reserved, RLE- Reserve for Lower Examination, RPV- Provisional, RCC- 0.5050, ADC- Admission Cancelled											
G:Grade, GP:Grade Point, C:Credits, ३:Sum of Credit Points, ३G:Sum of Product of Credits & Grades											
SGPI:Semester Grade Performance Index = ३G/३, CGPI:Cumulative Grade Performance Index											
% Marks : 80 and Above 75-79.99 70-74.99 60-69.99 50-59.99 45-49.99 40-44.99 Less Than 40											
Grade / Gr. Pt. : O / 10 A / 9 B / 8 C / 7 D / 6 E / 5 P / 4 F / 0											

UNIVERSITY OF MUMBAI

OFFICE REGISTER FOR THE B.E. (INFORMATION TECHNOLOGY ENGINEERING) (SEM VIII) (CHOICE BASED) ('C' SCHEME) EXAMINATION HELD IN MAY 2023  
 COLLEGE/CENTRE NAME:466:VCET

Page No.: 526

RESULT DATE :- JULY 21, 2023

SEAT NO	NAME	<Course-I>	<Course-II>	<Course-III>	<Course-IV>	<Course-V>	<Course-VI>	<Course-VII>	RESULT	REMARK	TOTAL MARKS
		Th(80/32)	Th(80/32)	Th(80/32)	Th(80/32)	Tw(25/10)	Tw(25/10)	Tw(100/40)			OUT OF 650
		In(20/08)	In(20/08)	In(20/08)	In(20/08)	Pr/Or(25/10)	Pr/Or(25/10)	Pr/Or(50/20)			
		Total	Total	Total	Total	Total	Total	Total			
		C G GP C*G	C G GP C*G	C G GP C*G	C G GP C*G	C G GP C*G	C G GP C*G	C G GP C*G	ष	षG	SGPI
01. ITC801	BLOCKCHAIN AND DLT										
10. ILOS011	PROJECT MANAGEMENT										
21. ITP801	MAJOR PROJECT II										
02. ITDS011	BIG DATA ANALYTICS										
19. ITL801	BLOCKCHAIN LAB										
09. ITDS024	CLOUD COMPUTING AND SERVICES										
20. ITL802	CLOUD COMPUTING LAB										

6015508 BADGUJAR VINAY KISHOR JYOTI

48	47	56	63	22	20	83														
11	14	14	14	19	22	41	F			474										
59	61	70	77	41	42	124														
3 D	6	18	3 A	9	27	3 C	7	21	1 O	10	10	1 C	10	10	6 O	10	60	20	170	8.50

SGPI: SEM-I: 6.52 ; SEM-II: 7.54 ; SEM-III: 8.22 ; SEM-IV: 8.74 ; SEM-V: 8.43 ; SEM-VI: 7.18 ; SEM-VII: 6.82 ; CGPI: 7.71 @0.04  
 CREDITS: SEM-I: 27 ; SEM-II: 27 ; SEM-III: 23 ; SEM-IV: 23 ; SEM-V: 23 ; SEM-VI: 22 ; SEM-VII: 22  
 MARKS: SEM-I:464/750; SEM-II:518/750; SEM-III:558/775; SEM-IV:587/775; SEM-V:602/800; SEM-VI:520/800; SEM-VII:458/750; TOTAL: 4181/6050 (69.11%)

6015509 BHALALA VAIBHAV VINOD NAYNA

41	62	41	45	20	21	84																	
14	17	15	18	20	20	42	F	RPV		460													
55	79	56	63	40	41	126																	
3 D	6	18	3 A	9	27	3 D	6	18	3 C	7	21	1 O	10	10	1 C	10	10	6 O	10	60	20	164	8.20

SGPI: SEM-I: 8.17 ; SEM-II: 7.88 ; SEM-III: 8.22 ; SEM-IV: 9.22 ; SEM-V: 9.22 ; SEM-VI: 8.23 ; SEM-VII: 7.59 ; CGPI: --  
 CREDITS: SEM-I: 18 ; SEM-II: 20 ; SEM-III: 23 ; SEM-IV: 23 ; SEM-V: 23 ; SEM-VI: 22 ; SEM-VII: 22  
 MARKS: SEM-I:490/675; SEM-II:522/725; SEM-III:580/775; SEM-IV:612/775; SEM-V:628/800; SEM-VI:581/800; SEM-VII:507/750; TOTAL: --

6015510 BHANUSHALI PREM KANHAIYA SAVITRI

42	63	55	54	19	19	95														
12	14	13	17	22	21	45	F			491										
54	77	68	71	41	40	140														
3 D	6	18	3 C	7	21	3 B	8	24	1 O	10	10	1 O	10	10	6 O	10	60	20	170	8.50

SGPI: SEM-I: 8.19 ; SEM-II: 8.88 ; SEM-III: 8.13 ; SEM-IV: 9.09 ; SEM-V: 9.00 ; SEM-VI: 7.68 ; SEM-VII: 7.27 ; CGPI: 8.27  
 CREDITS: SEM-I: 18 ; SEM-II: 20 ; SEM-III: 23 ; SEM-IV: 23 ; SEM-V: 23 ; SEM-VI: 22 ; SEM-VII: 22  
 MARKS: SEM-I:492/675; SEM-II:527/725; SEM-III:566/775; SEM-IV:608/775; SEM-V:614/800; SEM-VI:551/800; SEM-VII:497/750; TOTAL: 4344/5950 (73.01%)

/- FEMALE, \*- 0.229, @- 0.5042/0.5043, +- 0.5045, S- Carried Forward Grade, -- Dyslexia, A/ABS- Absent, F- Fails, P- Passes  
 RR- Reserved, RLE- Reserve for Lower Examination, RPV- Provisional, RCC- 0.5050, ADC- Admission Cancelled  
 G:Grade, GP:Grade Point, C:Credits, ष:Sum of Credit Points, षG:Sum of Product of Credits & Grades  
 SGPI:Semester Grade Performance Index = षG/ष, CGPI:Cumulative Grade Performance Index  
 % Marks : 80 and Above 75-79.99 70-74.99 60-69.99 50-59.99 45-49.99 40-44.99 Less Than 40  
 Grade / Gr. Pt. : O / 10 A / 9 B / 8 C / 7 D / 6 E / 5 P / 4 F / 0



Recd dt 21/07/2023

SEAT_NO	NAME	<Course-I> Th(80/32) In(20/08) Total C G GP C*G	<Course-II> Th(80/32) In(20/08) Total C G GP C*G	<Course-III> Th(80/32) In(20/08) Total C G GP C*G	<Course-IV> Th(80/32) In(20/08) Total C G GP C*G	<Course-V> Tw(25/10) Pr/Or(25/10) Total C G GP C*G	<Course-VI> Tw(25/10) Pr/Or(25/10) Total C G GP C*G	<Course-VII> Tw(100/40) Pr/Or(50/20) Total C G GP C*G	RESULT	REMARK	TOTAL MARKS OUT OF 650
01. ITC801	BLOCKCHAIN AND DLT								勝	勝G	SGPI
10. ILO8011	PROJECT MANAGEMENT										
21. ITP801	MAJOR PROJECT II										
02. ITDO8011	BIG DATA ANALYTICS										
19. ITL801	BLOCKCHAIN LAB										
09. ITDO8024	CLOUD COMPUTING AND SERVICES										
20. ITL802	CLOUD COMPUTING LAB										

6015517 /GHOLAP MAHATI DHANANJAY PRIYANKA

32	44	54	55	22	18	60					
10	8	11	9	18	19	23					
42	52	65	64	40	37	83					
3 P 4 12 3 D 6 18 3 C 7 21			3 C 7 21	1 0 10 10	1 B 8 8	6 D 6 36				P	RPV 383
(DIPLOMA STUDENT)											

SGPI: SEM-III: 8.96 ; SEM-IV: 8.96 ; SEM-V: 7.70 ; SEM-VI: 6.45 ; SEM-VII: -- ; CGPI: --  
 CREDITS: SEM-III: 23 ; SEM-IV: 23 ; SEM-V: 23 ; SEM-VI: 22 ; SEM-VII: --  
 MARKS: SEM-III: 590/775; SEM-IV: 596/775; SEM-V: 563/800; SEM-VI: 478/800; SEM-VII: -- ; TOTAL: --

6015518 JAIN YOGESH NARENDRA MEENA

57	41	48	50	22	22	94					
14	13	16	18	22	22	45					
71	54	64	68	44	44	139					
3 B 8 24 3 D 6 18 3 C 7 21			3 C 7 21	1 0 10 10	1 0 10 10	6 0 10 60				P	RPV 484
(DIPLOMA STUDENT)											

SGPI: SEM-I: 8.11 ; SEM-II: 9.28 ; SEM-III: 9.09 ; SEM-IV: 9.39 ; SEM-V: 9.00 ; SEM-VI: 8.50 ; SEM-VII: 7.59 ; CGPI: --  
 CREDITS: SEM-I: 18 ; SEM-II: 20 ; SEM-III: 23 ; SEM-IV: 23 ; SEM-V: 23 ; SEM-VI: 22 ; SEM-VII: 22  
 MARKS: SEM-I: 485/675; SEM-II: 584/725; SEM-III: 613/775; SEM-IV: 619/775; SEM-V: 631/800; SEM-VI: 604/800; SEM-VII: 519/750; TOTAL: --

6015519 KANASE AJAY PRASHANT PRAGATI

39	58	41	41	21	22	92					
9	14	13	15	18	20	45					
48	72	54	56	39	42	137					
3 E 5 15 3 B 8 24 3 D 6 18 3 D 6 18 1 A 9 9 1 0 10 10						6 0 10 60				P	RPV 448
(DIPLOMA STUDENT)											

SGPI: SEM-III: 8.52 ; SEM-IV: 9.17 ; SEM-V: 8.00 ; SEM-VI: 7.27 ; SEM-VII: 6.00 ; CGPI: --  
 CREDITS: SEM-III: 23 ; SEM-IV: 23 ; SEM-V: 23 ; SEM-VI: 22 ; SEM-VII: 22  
 MARKS: SEM-III: 573/775; SEM-IV: 609/775; SEM-V: 574/800; SEM-VI: 517/800; SEM-VII: 419/750; TOTAL: --

/- FEMALE, \*- 0.229, @- 0.5042/0.5043, \*- 0.5045, S- Carried Forward Grade, -- Dyslexia, A/ABS- Absent, F- Fails, P- Passes  
 RR- Reserved, RLE- Reserve for Lower Examination, RPV- Provisional, RCC- 0.5050, ADC- Admission Cancelled  
 G:Grade, GP:Grade Point, C:Credits, 勝:Sum of Credit Points, 勝G:Sum of Product of Credits & Grades  
 SGPI:Semester Grade Performance Index = 勝G/勝, CGPI:Cumulative Grade Performance Index  
 % Marks : 80 and Above 75-79.99 70-74.99 60-69.99 50-59.99 45-49.99 40-44.99 Less Than 40  
 Grade / Gr. Pt. : O / 10 A / 9 B / 8 C / 7 D / 6 E / 5 P / 4 F / 0



UNIVERSITY OF MUMBAI

Page No. : 3

OFFICE REGISTER FOR THE B.E. (INFORMATION TECHNOLOGY ENGINEERING) (SEM VIII) (CHOICE BASED) ('C'SCHEME) EXAMINATION HELD IN MAY 2023  
(UPDATED ON 16/09/2023) COLLEGE/CENTRE NAME:466:VCET

RESULT DATE :- JULY 21, 2023

SEAT NO	NAME	<Course-I> Th(80/32) In(20/08) Total C G GP C*G	<Course-II> Th(80/32) In(20/08) Total C G GP C*G	<Course-III> Th(80/32) In(20/08) Total C G GP C*G	<Course-IV> Th(80/32) In(20/08) Total C G GP C*G	<Course-V> Tw(25/10) Pr/Or(25/10) Total C G GP C*G	<Course-VI> Tw(25/10) Pr/Or(25/10) Total C G GP C*G	<Course-VII> Tw(100/40) Pr/Or(50/20) Total C G GP C*G	RESULT	REMARK	TOTAL MARKS OUT OF 650
01. ITC801	BLOCKCHAIN AND DLT										
10. ILO8011	PROJECT MANAGEMENT										
21. ITP801	MAJOR PROJECT II										
02. ITD08011	BIG DATA ANALYTICS										
19. ITL801	BLOCKCHAIN LAB										
06. ITD08021	USER INTERFACE										
20. ITL802	CLOUD COMPUTING										

6015468 PATIL SAHIL DHARMARAJ SUNITA

50	38	47	48	22	19	90					
10	15	14	15	20	21	45	P			454	
60	53	61	63	42	40	135					
3 C 7	21 3 D 6	18 3 C 7	21 3 C 7	21 1 0 10 10	1 0 10 10	6 0 10 60	20	161	8.05		

SGPI: SEM-I: 6.83 ; SEM-II: 7.85 ; SEM-III: 8.83 ; SEM-IV: 9.09 ; SEM-V: 8.74 ; SEM-VI: 8.18 ; SEM-VII: 6.95 ; CGPI: 8.11  
CREDITS: SEM-I: 18 ; SEM-II: 20 ; SEM-III: 23 ; SEM-IV: 23 ; SEM-V: 23 ; SEM-VI: 22 ; SEM-VII: 22  
MARKS: SEM-I:431/675; SEM-II:519/725; SEM-III:600/775; SEM-IV:611/775; SEM-V:611/800; SEM-VI:577/800; SEM-VII:457/750; TOTAL: 4260/5950 (71.1)

/- FEMALE, #- 0.229, @- 0.5042/0.5043, \*- 0.5045, \$- Carried Forward Grade, -- Dyslexia, A/ABS- Absent, F- Fails, P- Passes  
RR- Reserved, RLE- Reserve for Lower Examination, RPV- Provisional, RCC- 0.5050, ADC- Admission Cancelled  
G:Grade, GP:Grade Point, C:Credits, aC:Sum of Credit Points, aCG:Sum of Product of Credits & Grades  
SGPI:Semester Grade Performance Index = aCG/aC, CGPI:Cumulative Grade Performance Index  
% Marks : 80 and Above 75-79.99 70-74.99 60-69.99 50-59.99 45-49.99 40-44.99 Less Than 40  
Grade / Gr. Pt. : 0 / 10 A / 9 B / 8 C / 7 D / 6 E / 5 P / 4 F / 0



*P.T. Lawry*  
HEAD  
Dept. of Information Technology  
Vidyavardhini's College of  
Engineering and Technology.  
Vasai Road 401 202.

SEAT_NO	NAME	PRN_NO						RESULT	REMARK	TOTAL MARKS	
<Course-I>	<Course-II>	<Course-III>	<Course-IV>	<Course-V>	<Course-VI>	<Course-VII>			OUT OF 650		
Th(80/32)	Th(80/32)	Th(80/32)	Th(80/32)	Tw(25/10)	Tw(25/10)	Tw(100/40)					
In(20/08)	In(20/08)	In(20/08)	In(20/08)	Pr/Or(25/10)	Pr/Or(25/10)	Pr/Or(50/20)					
Total	Total	Total	Total	Total	Total	Total					
C G GP C*G	C G GP C*G	C G GP C*G	C G GP C*G	C G GP C*G	C G GP C*G	C G GP C*G	ãC	ãCG	SGPI		
01. ITC801	BLOCKCHAIN AND DLT			02. ITDO8011	BIG DATA ANALYTICS				06. ITDO8021	USER INTERFACE DESIGN	
10. ILO8011	PROJECT MANAGEMENT			19. ITL801	BLOCKCHAIN LAB				20. ITL802	CLOUD COMPUTING LAB	
21. ITP801	MAJOR PROJECT II										
-----											
6015479	KAMBLE CHETAN NAJINDRA PUSHPA	(2019016401705267)									
36	38	46	42	22	18	75					
8	10	9	11	20	16	38	P		389		
44	48	55	53	42	34	113					
3 P 4	12 3 E 5	15 3 D 6 18	3 D 6 18	1 O 10 10	1 C 7 7	6 A 9 54	20	134	6.70		
SGPI: SEM-I: 5.64 ; SEM-II: 7.48 ; SEM-III: 8.43 ; SEM-IV: 8.78 ; SEM-V: 9.13 ; SEM-VI: 6.91 ; SEM-VII: 5.95 ; CGPI: 7.45											
CREDITS: SEM-I: 18 ; SEM-II: 20 ; SEM-III: 23 ; SEM-IV: 23 ; SEM-V: 23 ; SEM-VI: 22 ; SEM-VII: 22											
MARKS: SEM-I:367/675; SEM-II:488/725; SEM-III:572/775; SEM-IV:598/775; SEM-V:624/800; SEM-VI:504/800; SEM-VII:409/750; TOTAL: 3951/5950 (66.40%)											
-----											
01. ITC801	BLOCKCHAIN AND DLT			02. ITDO8011	BIG DATA ANALYTICS				06. ITDO8021	USER INTERFACE DESIGN	
14. ILO8015	PROFESSIONAL ETHICS AND CSR			19. ITL801	BLOCKCHAIN LAB				20. ITL802	CLOUD COMPUTING LAB	
21. ITP801	MAJOR PROJECT II										
-----											
6015506	SHINDE ANIKET PUNDLIK ASHA	(2019016401705364)									
32E	42E	38E	32E	18E	17E	78E					
5F	11E	9E	14E	18E	16E	40E	F		370		
--	53	47	46	36	33	118					
- - - -	-- 3 D 6 18	3 E 5 15	3 E 5 15	1 B 8 8	1 C 7 7	6 A 9 54	17	117	--		
SGPI: SEM-I: 6.75 ; SEM-II: 6.70 ; SEM-III: 7.52 ; SEM-IV: 7.48 ; SEM-V: 7.00 ; SEM-VI: 6.36 ; SEM-VII: -- ; CGPI: --											
CREDITS: SEM-I: 18 ; SEM-II: 20 ; SEM-III: 23 ; SEM-IV: 23 ; SEM-V: 23 ; SEM-VI: 22 ; SEM-VII: --											
MARKS: SEM-I:412/675; SEM-II:445/725; SEM-III:527/775; SEM-IV:520/775; SEM-V:498/800; SEM-VI:471/800; SEM-VII:-- ; TOTAL: --											
-----											
01. ITC801	BLOCKCHAIN AND DLT			02. ITDO8011	BIG DATA ANALYTICS				09. ITDO8024	CLOUD COMPUTING AND SERVICES	
10. ILO8011	PROJECT MANAGEMENT			19. ITL801	BLOCKCHAIN LAB				20. ITL802	CLOUD COMPUTING LAB	
21. ITP801	MAJOR PROJECT II										
-----											
6015513	DANGIYA HARDIK GOVIND BHANU	(2018016401752422)									
32E	11F	51E	37E	18E	15E	55E					
8E	8E	8E	8E	A	A	A	F		251		
40	--	59	45	--	--	--					
3 P 4	12 - - - -	-- 3 D 6 18	3 E 5 15	- - - -	- - - -	- - - -	9	45	--		
SGPI: SEM-I: 5.74 ; SEM-II: 5.22 ; SEM-III: 4.92 ; SEM-IV: 5.38 ; SEM-V: 8.22 ; SEM-VI: -- ; SEM-VII: -- ; CGPI: --											
CREDITS: SEM-I: 27 ; SEM-II: 27 ; SEM-III: 26 ; SEM-IV: 26 ; SEM-V: 23 ; SEM-VI: -- ; SEM-VII: --											
MARKS: SEM-I:409/750; SEM-II:380/750; SEM-III:356/750; SEM-IV:376/750; SEM-V:583/800; SEM-VI: -- ; SEM-VII:-- ; TOTAL: --											
-----											
/- FEMALE, #- 0.229, @- 0.5042/0.5043, *- 0.5045, \$- Carried Forward Grade, -- Dyslexia, A/ABS- Absent, F- Fails, P- Passes											
RR- Reserved, RLE- Reserve for Lower Examination, RPV- Provisional, RCC- 0.5050, ADC- Admission Cancelled											
G:Grade, GP:Grade Point, C:Credits, ãC:Sum of Credit Points, ãCG:Sum of Product of Credits & Grades											
SGPI:Semester Grade Performance Index = ãCG/ãC, CGPI:Cumulative Grade Performance Index											
% Marks : 80 and Above 75-79.99 70-74.99 60-69.99 50-59.99 45-49.99 40-44.99 Less Than 40											
Grade / Gr. Pt. : O / 10 A / 9 B / 8 C / 7 D / 6 E / 5 P / 4 F / 0											

SEAT_NO	NAME	PRN_NO						RESULT	REMARK	TOTAL MARKS
<Course-I>	<Course-II>	<Course-III>	<Course-IV>	<Course-V>	<Course-VI>	<Course-VII>			OUT OF 650	
Th(80/32)	Th(80/32)	Th(80/32)	Th(80/32)	Tw(25/10)	Tw(25/10)	Tw(100/40)				
In(20/08)	In(20/08)	In(20/08)	In(20/08)	Pr/Or(25/10)	Pr/Or(25/10)	Pr/Or(50/20)				
Total	Total	Total	Total	Total	Total	Total				
C G GP C*G	C G GP C*G	C G GP C*G	C G GP C*G	C G GP C*G	C G GP C*G	C G GP C*G	ãC	ãCG	SGPI	
01. ITC801	BLOCKCHAIN AND DLT			02. ITDO8011	BIG DATA ANALYTICS				09. ITDO8024	CLOUD COMPUTING AND SERVICES
10. ILO8011	PROJECT MANAGEMENT			19. ITL801	BLOCKCHAIN LAB				20. ITL802	CLOUD COMPUTING LAB
21. ITP801	MAJOR PROJECT II									
6015516	GAVALI NIDAN BHARAT ALKA			(2019016401705704)						
47	40	40	56	20	20	65				
9	13	12	10	21	18	38	P		409	
56	53	52	66	41	38	103				
3 D 6 18 3 D 6 18 3 D 6 18 3 C 7 21 1 O 10 10 1 A 9 9 6 C 7 42							20	136	6.80	
SGPI: SEM-I: 6.50 ; SEM-II: 6.80 ; SEM-III: 8.96 ; SEM-IV: 9.39 ; SEM-V: 9.35 ; SEM-VI: 7.36 ; SEM-VII: 6.55 ; CGPI: 7.79										
CREDITS: SEM-I: 18 ; SEM-II: 20 ; SEM-III: 23 ; SEM-IV: 23 ; SEM-V: 23 ; SEM-VI: 22 ; SEM-VII: 22										
MARKS: SEM-I:406/675; SEM-II:453/725; SEM-III:603/775; SEM-IV:619/775; SEM-V:642/800; SEM-VI:530/800; SEM-VII:441/750; TOTAL: 4103/5950 (68.96%)										
6015542	/RASHIVADEKAR VAISHNAVI KISHOR VIDYA			(2018016401750616)						
36	44	43	41	20	20	60				
8	11	10	9	18	20	23	P	RLE	363	
44	55	53	50	38	40	83				
3 P 4 12 3 D 6 18 3 D 6 18 3 D 6 18 1 A 9 9 1 O 10 10 6 D 6 36							20	121	6.05	
SGPI: SEM-I: 6.70 ; SEM-II: 6.28 ; SEM-III: 7.78 ; SEM-IV: 7.91 ; SEM-V: 8.09 ; SEM-VI: 5.91 ; SEM-VII: -- ; CGPI: --										
CREDITS: SEM-I: 27 ; SEM-II: 27 ; SEM-III: 23 ; SEM-IV: 23 ; SEM-V: 23 ; SEM-VI: 22 ; SEM-VII: --										
MARKS: SEM-I:458/750; SEM-II:441/750; SEM-III:534/775; SEM-IV:546/775; SEM-V:567/800; SEM-VI:446/800; SEM-VII:-- ; TOTAL: --										
/- FEMALE, #- 0.229, @- 0.5042/0.5043, *- 0.5045, \$- Carried Forward Grade, -- Dyslexia, A/ABS- Absent, F- Fails, P- Passes RR- Reserved, RLE- Reserve for Lower Examination, RPV- Provisional, RCC- 0.5050, ADC- Admission Cancelled G:Grade, GP:Grade Point, C:Credits, ãC:Sum of Credit Points, ãCG:Sum of Product of Credits & Grades SGPI:Semester Grade Performance Index = ãCG/ãC, CGPI:Cumulative Grade Performance Index % Marks : 80 and Above 75-79.99 70-74.99 60-69.99 50-59.99 45-49.99 40-44.99 Less Than 40 Grade / Gr. Pt. : O / 10 A / 9 B / 8 C / 7 D / 6 E / 5 P / 4 F / 0										



HEAD  
Dept. of Information Technology  
Vidyaanand's College of  
Engineering and Technology  
Vashi Road - 401 201.

OFFICE REGISTER FOR THE B.E.(CIVIL ENGINEERING) (SEM VIII) (CHOICE BASED) ('C'SHEME) EXAMINATION HELD IN MAY 2023  
COLLEGE/CENTRE NAME:466:VCET RESULT DATE :- JULY 08, 2023

SEAT_NO	NAME	<Course-I>	<Course-II>	<Course-III>	<Course-IV>	<Course-V>	<Course-VII>	RESULT	REMARK	TOTAL MARKS
Th(80/32)	Th(80/32)	Th(80/32)	Th(80/32)	Tw(25/10)	Tw(50/20)	Pr/Or(100/40)				OUT OF 600
In(20/08)	In(20/08)	In(20/08)	In(20/08)							
Total	Total	Total	Total	Total	Total	Total				
C G GP C*G	C G GP C*G	C G GP C*G	C G GP C*G	C G GP C*G	C G GP C*G	C G GP C*G	ãC	ãCG	SGPI	
01. CEC801	CONSTRUCTION MANAGEMENT									
22. ILO8019	ENVIRONMENTAL MANAGEMENT									
02. CEDLO8011	BRIDGE ENGINEERING									
23. CEL801	CONSTRUCTION MANAGEMENT									
08. CEDLO8021	REPAIRS,REHABILITATION AND RETROFITTING OF STRUCTURES									
24. CEP801	MAJOR PROJECT II									
6002940	CEREJO ALSTON ANIL RINA									
74	48	50	50	23	43					
19	18	12	17	23	90					467
93	66	62	67	46	133					
3 O 10	30 3 C 7 21	3 C 7 21	3 C 7 21	1 O 10 10	6 O 10 60		19	163	8.58	
SGPI: SEM-I: 7.78 ; SEM-II: 8.28 ; SEM-III: 9.78 ; SEM-IV: 9.63 ; SEM-V: 9.75 ; SEM-VI: 9.30 ; SEM-VII: 8.95 ; CGPI: 9.07										
CREDITS: SEM-I: 18 ; SEM-II: 20 ; SEM-III: 23 ; SEM-IV: 24 ; SEM-V: 24 ; SEM-VI: 23 ; SEM-VII: 20										
MARKS: SEM-I:479/675; SEM-II:531/725; SEM-III:685/825; SEM-IV:718/850; SEM-V:654/800; SEM-VI:632/800; SEM-VII:514/650; TOTAL: 4680/5925 (78.99%)										
6002941	GOVARE KARTIK CHANDRAKANT RUTUJA									
56	44	47	51	22	43					
15	14	12	16	20	85					425
71	58	59	67	42	128					
3 B 8	24 3 D 6 18	3 D 6 18	3 C 7 21	1 O 10 10	6 O 10 60		19	151	7.95	
SGPI: SEM-I: 8.47 ; SEM-II: 8.70 ; SEM-III: 9.30 ; SEM-IV: 9.13 ; SEM-V: 8.83 ; SEM-VI: 6.70 ; SEM-VII: 8.40 ; CGPI: 8.45										
CREDITS: SEM-I: 18 ; SEM-II: 20 ; SEM-III: 23 ; SEM-IV: 24 ; SEM-V: 24 ; SEM-VI: 23 ; SEM-VII: 20										
MARKS: SEM-I:514/675; SEM-II:554/725; SEM-III:651/825; SEM-IV:679/850; SEM-V:603/800; SEM-VI:485/800; SEM-VII:468/650; TOTAL: 4379/5925 (73.91%)										
6002942	KHAN AFFAN NADEEM FIRDOUS									
62	39	49	36	22	40					
19	16	9	16	21	85					414
81	55	58	52	43	125					
3 O 10	30 3 D 6 18	3 D 6 18	3 D 6 18	1 O 10 10	6 O 10 60		19	154	8.11	
SGPI: SEM-I: 7.50 ; SEM-II: 7.73 ; SEM-III: 8.39 ; SEM-IV: 9.60 ; SEM-V: 8.92 ; SEM-VI: 7.24 ; SEM-VII: 7.60 ; CGPI: 8.19										
CREDITS: SEM-I: 18 ; SEM-II: 20 ; SEM-III: 23 ; SEM-IV: 24 ; SEM-V: 24 ; SEM-VI: 23 ; SEM-VII: 20										
MARKS: SEM-I:460/675; SEM-II:497/725; SEM-III:600/825; SEM-IV:711/850; SEM-V:621/800; SEM-VI:531/800; SEM-VII:442/650; TOTAL: 4276/5925 (72.17%)										
/- FEMALE, #- 0.229, @- 0.5042/0.5043, *- 0.5045, \$- Carried Forward Grade, ~- Dyslexia, A/ABS- Absent, F- Fails, P- Passes										
RR- Reserved, RLE- Reserve for Lower Examination, RPV- Provisional, RCC- 0.5050, ADC- Admission Cancelled										
G:Grade, GP:Grade Point, C:Credits, ãC:Sum of Credit Points, ãCG:Sum of Product of Credits & Grades										
SGPI:Semester Grade Performance Index = ãCG/ãC, CGPI:Cumulative Grade Performance Index										
% Marks : 80 and Above 75-79.99 70-74.99 60-69.99 50-59.99 45-49.99 40-44.99 Less Than 40										
Grade / Gr. Pt. : O / 10 A / 9 B / 8 C / 7 D / 6 E / 5 P / 4 F / 0										

SEAT_NO	NAME	<Course-I>	<Course-II>	<Course-III>	<Course-IV>	<Course-V>	<Course-VII>	RESULT	REMARK	TOTAL MARKS	
Th(80/32)	Th(80/32)	Th(80/32)	Th(80/32)	Tw(25/10)	Tw(50/20)					OUT OF 600	
In(20/08)	In(20/08)	In(20/08)	In(20/08)	Pr/Or(25/10)	Pr/Or(100/40)						
Total	Total	Total	Total	Total	Total						
C G GP C*G	C G GP C*G	C G GP C*G	C G GP C*G	C G GP C*G	C G GP C*G			ãC	ãCG	SGPI	
01. CEC801	CONSTRUCTION MANAGEMENT					02. CEDLO8011	BRIDGE ENGINEERING			08. CEDLO8021	REPAIRS,REHABILITATION AND RETROFITTING OF STRUCTURES
22. ILO8019	ENVIRONMENTAL MANAGEMENT					23. CEL801	CONSTRUCTION MANAGEMENT			24. CEP801	MAJOR PROJECT II
6002943	LANDGE SHREYAS SUNIL KAMAL										
44	32	32	38	22	42						
18	14	10	16	22	86			P		376	
62	46	42	54	44	128						
3 C 7	21 3 E 5	15 3 P 4	12 3 D 6	18 1 O 10	10 6 O 10	60		19	136	7.16	
SGPI: SEM-I: 7.53 ; SEM-II: 7.80 ; SEM-III: 8.43 ; SEM-IV: 9.29 ; SEM-V: 8.04 ; SEM-VI: 6.54 ; SEM-VII: 8.00 ; CGPI: 7.88											
CREDITS: SEM-I: 18 ; SEM-II: 20 ; SEM-III: 23 ; SEM-IV: 24 ; SEM-V: 24 ; SEM-VI: 23 ; SEM-VII: 20											
MARKS: SEM-I:450/675; SEM-II:498/725; SEM-III:603/825; SEM-IV:695/850; SEM-V:580/800; SEM-VI:487/800; SEM-VII:450/650; TOTAL: 4139/5925 (69.86%)											
6002944	AYARE VEDANT SUDHAKAR SNEHA										
52	35	54	46	22	44						
15	16	19	14	22	87			P		426	
67	51	73	60	44	131						
3 C 7	21 3 D 6	18 3 B 8	24 3 C 7	21 1 O 10	10 6 O 10	60		19	154	8.11	
SGPI: SEM-I: 7.00 ; SEM-II: 7.53 ; SEM-III: 8.96 ; SEM-IV: 9.44 ; SEM-V: 8.88 ; SEM-VI: 7.46 ; SEM-VII: 8.00 ; CGPI: 8.23											
CREDITS: SEM-I: 18 ; SEM-II: 20 ; SEM-III: 23 ; SEM-IV: 24 ; SEM-V: 24 ; SEM-VI: 23 ; SEM-VII: 20											
MARKS: SEM-I:433/675; SEM-II:502/725; SEM-III:638/825; SEM-IV:713/850; SEM-V:616/800; SEM-VI:535/800; SEM-VII:464/650; TOTAL: 4327/5925 (73.03%)											
6002945	BAMANIA YASH NARESH MANISHA										
40	42	72	39	21	44						
11	12	16	14	20	92			P	RPV	423	
51	54	88	53	41	136						
3 D 6	18 3 D 6	18 3 O 10	30 3 D 6	18 1 O 10	10 6 O 10	60		19	154	8.11	
SGPI: SEM-I: 6.67 ; SEM-II: 7.65 ; SEM-III: 8.52 ; SEM-IV: 9.06 ; SEM-V: 8.38 ; SEM-VI: 7.57 ; SEM-VII: 7.95 ; CGPI: --											
CREDITS: SEM-I: 18 ; SEM-II: 20 ; SEM-III: 23 ; SEM-IV: 24 ; SEM-V: 24 ; SEM-VI: 23 ; SEM-VII: 20											
MARKS: SEM-I:412/675; SEM-II:502/725; SEM-III:605/825; SEM-IV:672/850; SEM-V:591/800; SEM-VI:545/800; SEM-VII:460/650; TOTAL: --											
/- FEMALE, #- 0.229, @- 0.5042/0.5043, *- 0.5045, \$- Carried Forward Grade, ~- Dyslexia, A/ABS- Absent, F- Fails, P- Passes											
RR- Reserved, RLE- Reserve for Lower Examination, RPV- Provisional, RCC- 0.5050, ADC- Admission Cancelled											
G:Grade, GP:Grade Point, C:Credits, ãC:Sum of Credit Points, ãCG:Sum of Product of Credits & Grades											
SGPI:Semester Grade Performance Index = ãCG/ãC, CGPI:Cumulative Grade Performance Index											
% Marks : 80 and Above 75-79.99 70-74.99 60-69.99 50-59.99 45-49.99 40-44.99 Less Than 40											
Grade / Gr. Pt. : O / 10 A / 9 B / 8 C / 7 D / 6 E / 5 P / 4 F / 0											

SEAT_NO	NAME	<Course-I>	<Course-II>	<Course-III>	<Course-IV>	<Course-V>	<Course-VII>	RESULT	REMARK	TOTAL MARKS	
Th(80/32)	Th(80/32)	Th(80/32)	Th(80/32)	Tw(25/10)	Tw(50/20)					OUT OF 600	
In(20/08)	In(20/08)	In(20/08)	In(20/08)	Pr/Or(25/10)	Pr/Or(100/40)						
Total	Total	Total	Total	Total	Total						
C G GP C*G	C G GP C*G	C G GP C*G	C G GP C*G	C G GP C*G	C G GP C*G			ãC	ãCG	SGPI	
01. CEC801	CONSTRUCTION MANAGEMENT					02. CEDLO8011	BRIDGE ENGINEERING			10. CEDLO8023	TRANSPORTATION SYSTEM ENGINEERING
22. ILO8019	ENVIRONMENTAL MANAGEMENT					23. CEL801	CONSTRUCTION MANAGEMENT			24. CEP801	MAJOR PROJECT II
6002946 /KHATOON NAZREEN IMTIYAZ SHAMSHUNNISHA											
60	52	75	53	23	42						
20	18	17	16	23	88			P		RPV	487
80	70	92	69	46	130						
3 O 10	30 3 B 8 24	3 O 10 30	3 C 7 21 1 O 10 10	6 O 10 60				19	175	9.21	
SGPI: SEM-I: 7.83 ; SEM-II: 8.18 ; SEM-III: 8.89 ; SEM-IV: 9.42 ; SEM-V: 9.42 ; SEM-VI: 7.93 ; SEM-VII: 8.65 ; CGPI: --											
CREDITS: SEM-I: 18 ; SEM-II: 20 ; SEM-III: 23 ; SEM-IV: 24 ; SEM-V: 24 ; SEM-VI: 23 ; SEM-VII: 20											
MARKS: SEM-I:484/675; SEM-II:526/725; SEM-III:627/825; SEM-IV:712/850; SEM-V:645/800; SEM-VI:564/800; SEM-VII:489/650; TOTAL: --											
6002947 MISHRA YOGESH NARESH CHANDA											
38	48	52	47	20	42						
14	13	16	14	21	84			P			409
52	61	68	61	41	126						
3 D 6	18 3 C 7 21	3 C 7 21	3 C 7 21 1 O 10 10	6 O 10 60				19	151	7.95	
SGPI: SEM-I: 7.28 ; SEM-II: 6.85 ; SEM-III: 8.00 ; SEM-IV: 8.83 ; SEM-V: 8.54 ; SEM-VI: 6.59 ; SEM-VII: 6.95 ; CGPI: 7.66 @0.09											
CREDITS: SEM-I: 18 ; SEM-II: 20 ; SEM-III: 23 ; SEM-IV: 24 ; SEM-V: 24 ; SEM-VI: 23 ; SEM-VII: 20											
MARKS: SEM-I:449/675; SEM-II:455/725; SEM-III:574/825; SEM-IV:644/850; SEM-V:588/800; SEM-VI:492/800; SEM-VII:395/650; TOTAL: 4006/5925 (67.61%)											
6002948 /PATIL KANCHAN YASHAVANTRAO TILOTTAMA											
53	50	64	39	20	35						
15	16	13	15	18	75			P		RPV	413
68	66	77	54	38	110						
3 C 7	21 3 C 7 21	3 A 9 27	3 D 6 18 1 A 9 9	6 B 8 48				19	156	8.21	
(DIPLOMA STUDENT)											
SGPI: SEM-III: 8.98 ; SEM-IV: 9.08 ; SEM-V: 8.04 ; SEM-VI: 6.76 ; SEM-VII: 7.65 ; CGPI: --											
CREDITS: SEM-III: 23 ; SEM-IV: 24 ; SEM-V: 24 ; SEM-VI: 23 ; SEM-VII: 20											
MARKS: SEM-III:647/825; SEM-IV:675/850; SEM-V:590/800; SEM-VI:498/800; SEM-VII:436/650; TOTAL: --											
/- FEMALE, #- 0.229, @- 0.5042/0.5043, *- 0.5045, \$- Carried Forward Grade, ~- Dyslexia, A/ABS- Absent, F- Fails, P- Passes											
RR- Reserved, RLE- Reserve for Lower Examination, RPV- Provisional, RCC- 0.5050, ADC- Admission Cancelled											
G:Grade, GP:Grade Point, C:Credits, ãC:Sum of Credit Points, ãCG:Sum of Product of Credits & Grades											
SGPI:Semester Grade Performance Index = ãCG/ãC, CGPI:Cumulative Grade Performance Index											
% Marks : 80 and Above 75-79.99 70-74.99 60-69.99 50-59.99 45-49.99 40-44.99 Less Than 40											
Grade / Gr. Pt. : O / 10 A / 9 B / 8 C / 7 D / 6 E / 5 P / 4 F / 0											

SEAT_NO	NAME	<Course-I>	<Course-II>	<Course-III>	<Course-IV>	<Course-V>	<Course-VII>	RESULT	REMARK	TOTAL MARKS	
Th(80/32)	Th(80/32)	Th(80/32)	Th(80/32)	Tw(25/10)	Tw(50/20)					OUT OF 600	
In(20/08)	In(20/08)	In(20/08)	In(20/08)	Pr/Or(25/10)	Pr/Or(100/40)						
Total	Total	Total	Total	Total	Total						
C G GP C*G	C G GP C*G	C G GP C*G	C G GP C*G	C G GP C*G	C G GP C*G			ãC	ãCG	SGPI	
01. CEC801	CONSTRUCTION MANAGEMENT					02. CEDLO8011	BRIDGE ENGINEERING			10. CEDLO8023	TRANSPORTATION SYSTEM ENGINEERING
22. ILO8019	ENVIRONMENTAL MANAGEMENT					23. CEL801	CONSTRUCTION MANAGEMENT			24. CEP801	MAJOR PROJECT II
6002949	PAWAR HARSHAD MANOHAR SANJANA										
38	39	48	39	21	45						
10	12	12	14	20	90			P		RPV	388
48	51	60	53	41	135						
3 E 5	15 3 D 6	18 3 C 7	21 3 D 6	18 1 O 10	10 6 O 10	60		19	142	7.47	
SGPI: SEM-I: 6.11 ; SEM-II: 6.55 ; SEM-III: 8.78 ; SEM-IV: 8.98 ; SEM-V: 7.50 ; SEM-VI: 6.24 ; SEM-VII: 6.85 ; CGPI: --											
CREDITS: SEM-I: 18 ; SEM-II: 20 ; SEM-III: 23 ; SEM-IV: 24 ; SEM-V: 24 ; SEM-VI: 23 ; SEM-VII: 20											
MARKS: SEM-I:390/675; SEM-II:422/725; SEM-III:621/825; SEM-IV:663/850; SEM-V:540/800; SEM-VI:468/800; SEM-VII:395/650; TOTAL: --											
6002950	/YADAV UJALA UMESH SUNITA										
50	55	73	59	23	43						
17	15	15	17	22	90			P		RPV	479
67	70	88	76	45	133						
3 C 7	21 3 B 8	24 3 O 10	30 3 A 9	27 1 O 10	10 6 O 10	60		19	172	9.05	
SGPI: SEM-I: 7.58 ; SEM-II: 7.28 ; SEM-III: 8.78 ; SEM-IV: 9.42 ; SEM-V: 8.88 ; SEM-VI: 6.91 ; SEM-VII: 8.95 ; CGPI: --											
CREDITS: SEM-I: 18 ; SEM-II: 20 ; SEM-III: 23 ; SEM-IV: 24 ; SEM-V: 24 ; SEM-VI: 23 ; SEM-VII: 20											
MARKS: SEM-I:456/675; SEM-II:483/725; SEM-III:616/825; SEM-IV:705/850; SEM-V:613/800; SEM-VI:510/800; SEM-VII:508/650; TOTAL: --											
6002951	/YADAV VAISHNAVI PRADEEP PRANJAL										
53	52	62	42	20	42						
14	16	13	14	21	85			P		RPV	434
67	68	75	56	41	127						
3 C 7	21 3 C 7	21 3 A 9	27 3 D 6	18 1 O 10	10 6 O 10	60		19	157	8.26	
(DIPLOMA STUDENT) SGPI: SEM-III: 9.04 ; SEM-IV: 9.02 ; SEM-V: 8.42 ; SEM-VI: 7.93 ; SEM-VII: 8.00 ; CGPI: --											
CREDITS: SEM-III: 23 ; SEM-IV: 24 ; SEM-V: 24 ; SEM-VI: 23 ; SEM-VII: 20											
MARKS: SEM-III:635/825; SEM-IV:657/850; SEM-V:597/800; SEM-VI:569/800; SEM-VII:461/650; TOTAL: --											
/- FEMALE, #- 0.229, @- 0.5042/0.5043, *- 0.5045, \$- Carried Forward Grade, ~- Dyslexia, A/ABS- Absent, F- Fails, P- Passes											
RR- Reserved, RLE- Reserve for Lower Examination, RPV- Provisional, RCC- 0.5050, ADC- Admission Cancelled											
G:Grade, GP:Grade Point, C:Credits, ãC:Sum of Credit Points, ãCG:Sum of Product of Credits & Grades											
SGPI:Semester Grade Performance Index = ãCG/ãC, CGPI:Cumulative Grade Performance Index											
% Marks : 80 and Above 75-79.99 70-74.99 60-69.99 50-59.99 45-49.99 40-44.99 Less Than 40											
Grade / Gr. Pt. : O / 10 A / 9 B / 8 C / 7 D / 6 E / 5 P / 4 F / 0											

SEAT_NO	NAME	<Course-I>	<Course-II>	<Course-III>	<Course-IV>	<Course-V>	<Course-VII>	RESULT	REMARK	TOTAL MARKS	
Th(80/32)	Th(80/32)	Th(80/32)	Th(80/32)	Tw(25/10)	Tw(50/20)					OUT OF 600	
In(20/08)	In(20/08)	In(20/08)	In(20/08)	Pr/Or(25/10)	Pr/Or(100/40)						
Total	Total	Total	Total	Total	Total						
C G GP C*G	C G GP C*G	C G GP C*G	C G GP C*G	C G GP C*G	C G GP C*G			ãC	ãCG	SGPI	
01. CEC801	CONSTRUCTION MANAGEMENT					02. CEDLO8011	BRIDGE ENGINEERING			08. CEDLO8021	REPAIRS,REHABILITATION AND RETROFITTING OF STRUCTURES
14. ILO8011	PROJECT MANAGEMENT					23. CEL801	CONSTRUCTION MANAGEMENT			24. CEP801	MAJOR PROJECT II
6002952	GHODKE UDAY RAVINDRA JYOTSNA										
37	32	46	60	22	40						
10	15	10	13	21	80			P	RLE	386	
47	47	56	73	43	120						
3 E 5	15 3 E 5	15 3 D 6	18 3 B 8	24 1 O 10	10 6 O 10	60	19	142	7.47		
SGPI: SEM-I: 5.57 ; SEM-II: 5.37 ; SEM-III: 8.50 ; SEM-IV: 8.38 ; SEM-V: 7.75 ; SEM-VI: 5.98 ; SEM-VII: -- ; CGPI: --											
CREDITS: SEM-I: 27 ; SEM-II: 27 ; SEM-III: 23 ; SEM-IV: 24 ; SEM-V: 24 ; SEM-VI: 23 ; SEM-VII: --											
MARKS: SEM-I:418/750; SEM-II:384/750; SEM-III:587/825; SEM-IV:611/850; SEM-V:542/800; SEM-VI:446/800; SEM-VII:-- ; TOTAL: --											
6002953	JADHAV JAY SANTOSH PRAMILA										
39	34	32	58	18	40						
8	12	10	14	18	81			P	RLE	364	
47	46	42	72	36	121						
3 E 5	15 3 E 5	15 3 P 4	12 3 B 8	24 1 B 8	8 6 O 10	60	19	134	7.05		
SGPI: SEM-I: 7.56 ; SEM-II: 6.60 ; SEM-III: 8.20 ; SEM-IV: 8.52 ; SEM-V: 8.42 ; SEM-VI: 5.80 ; SEM-VII: -- ; CGPI: --											
CREDITS: SEM-I: 18 ; SEM-II: 20 ; SEM-III: 23 ; SEM-IV: 24 ; SEM-V: 24 ; SEM-VI: 23 ; SEM-VII: --											
MARKS: SEM-I:450/675; SEM-II:435/725; SEM-III:586/825; SEM-IV:624/850; SEM-V:586/800; SEM-VI:428/800; SEM-VII:-- ; TOTAL: --											
6002954	KADAM ABHIRAJ RAMESH RASHMI										
53	32	35	51	20	38						
10	13	8	14	17	80			P	RLE	371	
63	45	43	65	37	118						
3 C 7	21 3 E 5	15 3 P 4	12 3 C 7	21 1 B 8	8 6 A 9	54	19	137	7.21		
SGPI: SEM-I: 6.06 ; SEM-II: 6.41 ; SEM-III: 8.48 ; SEM-IV: 8.56 ; SEM-V: 8.04 ; SEM-VI: 5.48 ; SEM-VII: -- ; CGPI: --											
CREDITS: SEM-I: 27 ; SEM-II: 27 ; SEM-III: 23 ; SEM-IV: 24 ; SEM-V: 24 ; SEM-VI: 23 ; SEM-VII: --											
MARKS: SEM-I:429/750; SEM-II:444/750; SEM-III:604/825; SEM-IV:635/850; SEM-V:577/800; SEM-VI:412/800; SEM-VII:-- ; TOTAL: --											
/- FEMALE, #- 0.229, @- 0.5042/0.5043, *- 0.5045, \$- Carried Forward Grade, ~- Dyslexia, A/ABS- Absent, F- Fails, P- Passes											
RR- Reserved, RLE- Reserve for Lower Examination, RPV- Provisional, RCC- 0.5050, ADC- Admission Cancelled											
G:Grade, GP:Grade Point, C:Credits, ãC:Sum of Credit Points, ãCG:Sum of Product of Credits & Grades											
SGPI:Semester Grade Performance Index = ãCG/ãC, CGPI:Cumulative Grade Performance Index											
% Marks : 80 and Above 75-79.99 70-74.99 60-69.99 50-59.99 45-49.99 40-44.99 Less Than 40											
Grade / Gr. Pt. : O / 10 A / 9 B / 8 C / 7 D / 6 E / 5 P / 4 F / 0											



SEAT_NO	NAME	<Course-I>	<Course-II>	<Course-III>	<Course-IV>	<Course-V>	<Course-VII>	RESULT	REMARK	TOTAL MARKS
Th(80/32)	Th(80/32)	Th(80/32)	Th(80/32)	Tw(25/10)	Tw(50/20)					OUT OF 600
In(20/08)	In(20/08)	In(20/08)	In(20/08)	Pr/Or(25/10)	Pr/Or(100/40)					
Total	Total	Total	Total	Total	Total					
C G GP C*G	C G GP C*G	C G GP C*G	C G GP C*G	C G GP C*G	C G GP C*G			ãC	ãCG	SGPI
01. CEC801	CONSTRUCTION MANAGEMENT									
14. ILO8011	PROJECT MANAGEMENT									
02. CEDLO8011	BRIDGE ENGINEERING									
23. CEL801	CONSTRUCTION MANAGEMENT									
08. CEDLO8021	REPAIRS,REHABILITATION AND RETROFITTING OF STRUCTURES									
24. CEP801	MAJOR PROJECT II									
6002955	KUMAR VIPUL HANSRAJ PRAJAPAT SARASWATI DEVI									
40	36	38	50	20	41					
9	13	8	17	20	82		P		RPV	374
49	49	46	67	40	123					
3 E 5 15 3 E 5 15	3 E 5 15 3 E 5 15	3 C 7 21 1 O 10 10	6 O 10 60	19	136	7.16				
SGPI: SEM-I: 7.33 ; SEM-II: 7.98 ; SEM-III: 8.83 ; SEM-IV: 8.92 ; SEM-V: 8.17 ; SEM-VI: 6.35 ; SEM-VII: 7.10 ; CGPI: --										
CREDITS: SEM-I: 18 ; SEM-II: 20 ; SEM-III: 23 ; SEM-IV: 24 ; SEM-V: 24 ; SEM-VI: 23 ; SEM-VII: 20										
MARKS: SEM-I:440/675; SEM-II:507/725; SEM-III:631/825; SEM-IV:661/850; SEM-V:565/800; SEM-VI:468/800; SEM-VII:408/650; TOTAL: --										
6002956	RATHOD NIRAV KANTIBHAI HARSHABEN									
51E	25F	33E	42E	21E	41E					
13E	12E	8E	14E	18E	85E		F			363
64	--	41	56	39	126					
3 C 7 21 - - - - -	3 P 4 12	3 D 6 18 1 A 9 9	6 O 10 60	16	120	--				
SGPI: SEM-I: 5.67 ; SEM-II: 6.72 ; SEM-III: 8.07 ; SEM-IV: 8.69 ; SEM-V: 7.79 ; SEM-VI: 5.22 ; SEM-VII: 7.15 ; CGPI: --										
CREDITS: SEM-I: 27 ; SEM-II: 27 ; SEM-III: 23 ; SEM-IV: 24 ; SEM-V: 24 ; SEM-VI: 23 ; SEM-VII: 20										
MARKS: SEM-I:404/750; SEM-II:454/750; SEM-III:567/825; SEM-IV:631/850; SEM-V:559/800; SEM-VI:396/800; SEM-VII:405/650; TOTAL: --										
6002957	VERMA MOHIT SHYAMLAL MANJU									
44	45	42	43	18	38					
10	13	9	14	18	78		P		RPV	372
54	58	51	57	36	116					
3 D 6 18 3 D 6 18 3 D 6 18 3 D 6 18 1 B 8 8	6 A 9 54	19	140	7.37						
SGPI: SEM-I: 7.39 ; SEM-II: 6.93 ; SEM-III: 8.61 ; SEM-IV: 9.40 ; SEM-V: 8.13 ; SEM-VI: 5.57 ; SEM-VII: -- ; CGPI: --										
CREDITS: SEM-I: 18 ; SEM-II: 20 ; SEM-III: 23 ; SEM-IV: 24 ; SEM-V: 24 ; SEM-VI: 23 ; SEM-VII: --										
MARKS: SEM-I:445/675; SEM-II:462/725; SEM-III:613/825; SEM-IV:688/850; SEM-V:561/800; SEM-VI:420/800; SEM-VII:-- ; TOTAL: --										
/- FEMALE, #- 0.229, @- 0.5042/0.5043, *- 0.5045, \$- Carried Forward Grade, ~- Dyslexia, A/ABS- Absent, F- Fails, P- Passes										
RR- Reserved, RLE- Reserve for Lower Examination, RPV- Provisional, RCC- 0.5050, ADC- Admission Cancelled										
G:Grade, GP:Grade Point, C:Credits, ãC:Sum of Credit Points, ãCG:Sum of Product of Credits & Grades										
SGPI:Semester Grade Performance Index = ãCG/ãC, CGPI:Cumulative Grade Performance Index										
% Marks : 80 and Above 75-79.99 70-74.99 60-69.99 50-59.99 45-49.99 40-44.99 Less Than 40										
Grade / Gr. Pt. : O / 10 A / 9 B / 8 C / 7 D / 6 E / 5 P / 4 F / 0										

SEAT_NO	NAME	<Course-I>	<Course-II>	<Course-III>	<Course-IV>	<Course-V>	<Course-VII>	RESULT	REMARK	TOTAL MARKS	
Th(80/32)	Th(80/32)	Th(80/32)	Th(80/32)	Tw(25/10)	Tw(50/20)					OUT OF 600	
In(20/08)	In(20/08)	In(20/08)	In(20/08)	Pr/Or(25/10)	Pr/Or(100/40)						
Total	Total	Total	Total	Total	Total						
C G GP C*G	C G GP C*G	C G GP C*G	C G GP C*G	C G GP C*G	C G GP C*G			ãC	ãCG	SGPI	
01. CEC801	CONSTRUCTION MANAGEMENT					02. CEDLO8011	BRIDGE ENGINEERING			10. CEDLO8023	TRANSPORTATION SYSTEM ENGINEERING
14. ILO8011	PROJECT MANAGEMENT					23. CEL801	CONSTRUCTION MANAGEMENT			24. CEP801	MAJOR PROJECT II
6002958 /CHAUHAN KANCHAN SAJJAN HEVANTI											
61	37	52	62	22	40						
14	14	14	13	20	86			P		435	
75	51	66	75	42	126						
3 A 9 27 3 D 6 18 3 C 7 21 3 A 9 27 1 O 10 10 6 O 10 60 19 163 8.58											
SGPI: SEM-I: 6.72 ; SEM-II: 8.08 ; SEM-III: 8.61 ; SEM-IV: 8.90 ; SEM-V: 8.58 ; SEM-VI: 6.37 ; SEM-VII: 7.45 ; CGPI: 7.95											
CREDITS: SEM-I: 18 ; SEM-II: 20 ; SEM-III: 23 ; SEM-IV: 24 ; SEM-V: 24 ; SEM-VI: 23 ; SEM-VII: 20											
MARKS: SEM-I:430/675; SEM-II:524/725; SEM-III:614/825; SEM-IV:665/850; SEM-V:604/800; SEM-VI:470/800; SEM-VII:433/650; TOTAL: 4175/5925 (70.46%)											
6002959 MHATRE HARDIK KANHYA PRATIBHA											
49	38	69	54	20	46						
13	14	16	17	22	93			P		451	
62	52	85	71	42	139						
3 C 7 21 3 D 6 18 3 O 10 30 3 B 8 24 1 O 10 10 6 O 10 60 19 163 8.58											
SGPI: SEM-I: 6.00 ; SEM-II: 7.13 ; SEM-III: 8.78 ; SEM-IV: 9.10 ; SEM-V: 8.88 ; SEM-VI: 7.37 ; SEM-VII: 7.65 ; CGPI: 8.01											
CREDITS: SEM-I: 18 ; SEM-II: 20 ; SEM-III: 23 ; SEM-IV: 24 ; SEM-V: 24 ; SEM-VI: 23 ; SEM-VII: 20											
MARKS: SEM-I:391/675; SEM-II:474/725; SEM-III:618/825; SEM-IV:688/850; SEM-V:615/800; SEM-VI:535/800; SEM-VII:437/650; TOTAL: 4209/5925 (71.04%)											
6002960 NAIK RAJ SUBHASH SAYLI											
35	37	55	48	22	45						
11	11	14	15	22	91			P	RLE	406	
46	48	69	63	44	136						
3 E 5 15 3 E 5 15 3 C 7 21 3 C 7 21 1 O 10 10 6 O 10 60 19 142 7.47											
SGPI: SEM-I: 6.47 ; SEM-II: 6.40 ; SEM-III: 7.15 ; SEM-IV: 8.13 ; SEM-V: 7.04 ; SEM-VI: 6.52 ; SEM-VII: -- ; CGPI: --											
CREDITS: SEM-I: 18 ; SEM-II: 20 ; SEM-III: 23 ; SEM-IV: 24 ; SEM-V: 24 ; SEM-VI: 23 ; SEM-VII: --											
MARKS: SEM-I:403/675; SEM-II:421/725; SEM-III:533/825; SEM-IV:595/850; SEM-V:497/800; SEM-VI:474/800; SEM-VII:-- ; TOTAL: --											
/- FEMALE, #- 0.229, @- 0.5042/0.5043, *- 0.5045, \$- Carried Forward Grade, ~- Dyslexia, A/ABS- Absent, F- Fails, P- Passes											
RR- Reserved, RLE- Reserve for Lower Examination, RPV- Provisional, RCC- 0.5050, ADC- Admission Cancelled											
G:Grade, GP:Grade Point, C:Credits, ãC:Sum of Credit Points, ãCG:Sum of Product of Credits & Grades											
SGPI:Semester Grade Performance Index = ãCG/ãC, CGPI:Cumulative Grade Performance Index											
% Marks : 80 and Above 75-79.99 70-74.99 60-69.99 50-59.99 45-49.99 40-44.99 Less Than 40											
Grade / Gr. Pt. : O / 10 A / 9 B / 8 C / 7 D / 6 E / 5 P / 4 F / 0											

SEAT_NO	NAME	<Course-I>	<Course-II>	<Course-III>	<Course-IV>	<Course-V>	<Course-VII>	RESULT	REMARK	TOTAL MARKS
		Th(80/32)	Th(80/32)	Th(80/32)	Th(80/32)	Tw(25/10)	Tw(50/20)			OUT OF 600
		In(20/08)	In(20/08)	In(20/08)	In(20/08)	Pr/Or(25/10)	Pr/Or(100/40)			
		Total	Total	Total	Total	Total	Total			
		C G GP C*G	C G GP C*G	C G GP C*G	C G GP C*G	C G GP C*G	C G GP C*G	ãC	ãCG	SGPI
01. CEC801	CONSTRUCTION MANAGEMENT									
14. ILO8011	PROJECT MANAGEMENT									
02. CEDLO8011	BRIDGE ENGINEERING									
23. CEL801	CONSTRUCTION MANAGEMENT									
10. CEDLO8023	TRANSPORTATION SYSTEM ENGINEERING									
24. CEP801	MAJOR PROJECT II									

6002961 VORA HARDIK MANISH SEJAL

53	36	58	55	22	43					
17	14	15	16	22	90			P		441
70	50	73	71	44	133					
3 B 8	24 3 D 6	18 3 B 8 24	3 B 8 24	1 O 10 10	6 O 10 60			19	160	8.42

SGPI: SEM-I: 6.94 ; SEM-II: 8.53 ; SEM-III: 9.13 ; SEM-IV: 9.75 ; SEM-V: 9.08 ; SEM-VI: 7.57 ; SEM-VII: 7.75 ; CGPI: 8.46  
 CREDITS: SEM-I: 18 ; SEM-II: 20 ; SEM-III: 23 ; SEM-IV: 24 ; SEM-V: 24 ; SEM-VI: 23 ; SEM-VII: 20  
 MARKS: SEM-I:443/675; SEM-II:540/725; SEM-III:656/825; SEM-IV:739/850; SEM-V:637/800; SEM-VI:542/800; SEM-VII:446/650; TOTAL: 4444/5925 (75.00%)

01. CEC801	CONSTRUCTION MANAGEMENT									
22. ILO8019	ENVIRONMENTAL MANAGEMENT									
06. CEDLO8015	INDUSTRIAL WASTE TREATMENT									
23. CEL801	CONSTRUCTION MANAGEMENT									
08. CEDLO8021	REPAIRS,REHABILITATION AND RETROFITTING OF STRUCTURES									
24. CEP801	MAJOR PROJECT II									

6002962 KAMBLE SWAPNIL SUNIL SUJATA

44	37	51	45	22	43					
13	16	11	17	22	86			P	RPV	407
57	53	62	62	44	129					
3 D 6	18 3 D 6	18 3 C 7 21	3 C 7 21	1 O 10 10	6 O 10 60			19	148	7.79

(DIPLOMA STUDENT)  
 SGPI: SEM-III: 9.07 ; SEM-IV: 9.65 ; SEM-V: 8.71 ; SEM-VI: 6.65 ; SEM-VII: 8.30 ; CGPI: --  
 CREDITS: SEM-III: 23 ; SEM-IV: 24 ; SEM-V: 24 ; SEM-VI: 23 ; SEM-VII: 20  
 MARKS: SEM-III:650/825; SEM-IV:702/850; SEM-V:602/800; SEM-VI:490/800; SEM-VII:475/650; TOTAL: --

6002963 /RINGANEKAR VIDHITA VIJAY VIJAYA

45	44	54	54	22	30					
12	10	9	12	22	84			P		398
57	54	63	66	44	114					
3 D 6	18 3 D 6	18 3 C 7 21	3 C 7 21	1 O 10 10	6 A 9 54			19	148	7.79

SGPI: SEM-I: 7.97 ; SEM-II: 6.78 ; SEM-III: 6.70 ; SEM-IV: 8.71 ; SEM-V: 9.13 ; SEM-VI: 5.50 ; SEM-VII: 7.90 ; CGPI: 7.57  
 CREDITS: SEM-I: 18 ; SEM-II: 20 ; SEM-III: 23 ; SEM-IV: 24 ; SEM-V: 24 ; SEM-VI: 23 ; SEM-VII: 20  
 MARKS: SEM-I:480/675; SEM-II:452/725; SEM-III:503/825; SEM-IV:651/850; SEM-V:619/800; SEM-VI:420/800; SEM-VII:444/650; TOTAL: 3967/5925 (66.95%)

/- FEMALE, #- 0.229, @- 0.5042/0.5043, \*- 0.5045, \$- Carried Forward Grade, -- Dyslexia, A/ABS- Absent, F- Fails, P- Passes

RR- Reserved, RLE- Reserve for Lower Examination, RPV- Provisional, RCC- 0.5050, ADC- Admission Cancelled

G:Grade, GP:Grade Point, C:Credits, ãC:Sum of Credit Points, ãCG:Sum of Product of Credits &amp; Grades

SGPI:Semester Grade Performance Index = ãCG/ãC, CGPI:Cumulative Grade Performance Index

% Marks : 80 and Above 75-79.99 70-74.99 60-69.99 50-59.99 45-49.99 40-44.99 Less Than 40

Grade / Gr. Pt. : O / 10 A / 9 B / 8 C / 7 D / 6 E / 5 P / 4 F / 0





SEAT_NO	NAME	<Course-I>	<Course-II>	<Course-III>	<Course-IV>	<Course-V>	<Course-VII>	RESULT	REMARK	TOTAL MARKS	
Th(80/32)	Th(80/32)	Th(80/32)	Th(80/32)	Tw(25/10)	Tw(50/20)					OUT OF 600	
In(20/08)	In(20/08)	In(20/08)	In(20/08)	Pr/Or(25/10)	Pr/Or(100/40)						
Total	Total	Total	Total	Total	Total						
C G GP C*G	C G GP C*G	C G GP C*G	C G GP C*G	C G GP C*G	C G GP C*G			ãC	ãCG	SGPI	
01. CEC801	CONSTRUCTION MANAGEMENT					06. CEDLO8015	INDUSTRIAL WASTE TREATMENT			10. CEDLO8023	TRANSPORTATION SYSTEM ENGINEERING
22. ILO8019	ENVIRONMENTAL MANAGEMENT					23. CEL801	CONSTRUCTION MANAGEMENT			24. CEP801	MAJOR PROJECT II
6002970 /DOMBHARE VAIDEHI CHINTAMAN REKHA											
46	43	57	54	22	41						
18	15	13	14	21	87		P			431	
64	58	70	68	43	128						
3 C 7 21 3 D 6 18 3 B 8 24	3 C 7 21 1 O 10 10	6 O 10 60	19 154 8.11								
SGPI: SEM-I: 7.89 ; SEM-II: 7.43 ; SEM-III: 8.35 ; SEM-IV: 9.10 ; SEM-V: 8.46 ; SEM-VI: 6.07 ; SEM-VII: 7.85 ; CGPI: 7.92											
CREDITS: SEM-I: 18 ; SEM-II: 20 ; SEM-III: 23 ; SEM-IV: 24 ; SEM-V: 24 ; SEM-VI: 23 ; SEM-VII: 20											
MARKS: SEM-I:483/675; SEM-II:491/725; SEM-III:587/825; SEM-IV:682/850; SEM-V:592/800; SEM-VI:463/800; SEM-VII:443/650; TOTAL: 4172/5925 (70.41%)											
6002971 GAWADE VAIBHAV VITTHAL SUVARNA											
50	56	57	50	21	40						
15	14	15	13	19	76		P	RPV		426	
65	70	72	63	40	116						
3 C 7 21 3 B 8 24 3 B 8 24	3 C 7 21 1 O 10 10	6 A 9 54	19 160 8.42								
(DIPLOMA STUDENT)											
SGPI: SEM-III: 8.67 ; SEM-IV: 8.56 ; SEM-V: 8.08 ; SEM-VI: 6.72 ; SEM-VII: 7.75 ; CGPI: --											
CREDITS: SEM-III: 23 ; SEM-IV: 24 ; SEM-V: 24 ; SEM-VI: 23 ; SEM-VII: 20											
MARKS: SEM-III:620/825; SEM-IV:640/850; SEM-V:565/800; SEM-VI:490/800; SEM-VII:457/650; TOTAL: --											
6002972 JADHAV SIDDHESH ASHOK JYOTI											
33	47	44	50	16	43						
9	8	10	8	15	85		P	RPV		368	
42	55	54	58	31	128						
3 P 4 12 3 D 6 18 3 D 6 18	3 D 6 18 1 C 7 7	6 O 10 60	19 133 7.00								
(DIPLOMA STUDENT)											
SGPI: SEM-III: 8.65 ; SEM-IV: 8.83 ; SEM-V: 7.75 ; SEM-VI: -- ; SEM-VII: -- ; CGPI: --											
CREDITS: SEM-III: 23 ; SEM-IV: 24 ; SEM-V: 24 ; SEM-VI: -- ; SEM-VII: --											
MARKS: SEM-III:611/825; SEM-IV:631/850; SEM-V:527/800; SEM-VI: -- ; SEM-VII:-- ; TOTAL: --											
/- FEMALE, #- 0.229, @- 0.5042/0.5043, *- 0.5045, \$- Carried Forward Grade, ~- Dyslexia, A/ABS- Absent, F- Fails, P- Passes											
RR- Reserved, RLE- Reserve for Lower Examination, RPV- Provisional, RCC- 0.5050, ADC- Admission Cancelled											
G:Grade, GP:Grade Point, C:Credits, ãC:Sum of Credit Points, ãCG:Sum of Product of Credits & Grades											
SGPI:Semester Grade Performance Index = ãCG/ãC, CGPI:Cumulative Grade Performance Index											
% Marks : 80 and Above 75-79.99 70-74.99 60-69.99 50-59.99 45-49.99 40-44.99 Less Than 40											
Grade / Gr. Pt. : O / 10 A / 9 B / 8 C / 7 D / 6 E / 5 P / 4 F / 0											

SEAT_NO	NAME	<Course-I>	<Course-II>	<Course-III>	<Course-IV>	<Course-V>	<Course-VII>	RESULT	REMARK	TOTAL MARKS	
Th(80/32)	Th(80/32)	Th(80/32)	Th(80/32)	Tw(25/10)	Tw(50/20)					OUT OF 600	
In(20/08)	In(20/08)	In(20/08)	In(20/08)	Pr/Or(25/10)	Pr/Or(100/40)						
Total	Total	Total	Total	Total	Total						
C G GP C*G	C G GP C*G	C G GP C*G	C G GP C*G	C G GP C*G	C G GP C*G			ãC	ãCG	SGPI	
01. CEC801	CONSTRUCTION MANAGEMENT					06. CEDLO8015	INDUSTRIAL WASTE TREATMENT			10. CEDLO8023	TRANSPORTATION SYSTEM ENGINEERING
22. ILO8019	ENVIRONMENTAL MANAGEMENT					23. CEL801	CONSTRUCTION MANAGEMENT			24. CEP801	MAJOR PROJECT II
6002973	KAMADI RUSHIKESH SURESH MEENA										
18F	23F	46E	47E	19E	38E						
12E	14E	11E	14E	19E	81E			F		342	
--	--	57	61	38	119						
--	--	3 D 6 18	3 C 7 21	1 A 9 9	6 A 9 54			13 108	--		
SGPI: SEM-I: 6.94	SEM-II: 7.43	SEM-III: 8.85	SEM-IV: 8.75	SEM-V: 8.75	SEM-VI: 6.22	SEM-VII: --		CGPI: --			
CREDITS: SEM-I: 18	SEM-II: 20	SEM-III: 23	SEM-IV: 24	SEM-V: 24	SEM-VI: 23	SEM-VII: --					
MARKS: SEM-I:420/675;	SEM-II:490/725;	SEM-III:633/825;	SEM-IV:657/850;	SEM-V:609/800;	SEM-VI:458/800;	SEM-VII:--		TOTAL: --			
6002974	MAJVELKAR JATIN PRAKASH NANDA										
35	47	55	33	16	41						
8	8	11	8	22	85			P	RPV	369	
43	55	66	41	38	126						
3 P 4 12 3 D 6 18	3 C 7 21	3 P 4 12 1 A 9 9	6 O 10 60	19 132	6.95						
SGPI: SEM-I: 7.64	SEM-II: 6.93	SEM-III: 7.28	SEM-IV: 8.65	SEM-V: 7.83	SEM-VI: --	SEM-VII: 6.60		CGPI: --			
CREDITS: SEM-I: 18	SEM-II: 20	SEM-III: 23	SEM-IV: 24	SEM-V: 24	SEM-VI: --	SEM-VII: 20					
MARKS: SEM-I:444/675;	SEM-II:448/725;	SEM-III:530/825;	SEM-IV:632/850;	SEM-V:543/800;	SEM-VI: --	SEM-VII:377/650;		TOTAL: --			
6002975	PAL SACHIN DAYASHANKAR SUSHAMA										
58	55	65	47	20	42						
12	12	15	13	20	88			P		447	
70	67	80	60	40	130						
3 B 8 24 3 C 7 21	3 O 10 30	3 C 7 21 1 O 10 10	6 O 10 60	19 166	8.74						
SGPI: SEM-I: 6.58	SEM-II: 6.73	SEM-III: 8.07	SEM-IV: 8.25	SEM-V: 8.46	SEM-VI: 6.72	SEM-VII: 7.00		CGPI: 7.60			
CREDITS: SEM-I: 18	SEM-II: 20	SEM-III: 23	SEM-IV: 24	SEM-V: 24	SEM-VI: 23	SEM-VII: 20					
MARKS: SEM-I:417/675;	SEM-II:450/725;	SEM-III:586/825;	SEM-IV:610/850;	SEM-V:582/800;	SEM-VI:502/800;	SEM-VII:406/650;		TOTAL: 4000/5925 (67.51%)			
/- FEMALE, #- 0.229, @- 0.5042/0.5043, *- 0.5045, \$- Carried Forward Grade, ~- Dyslexia, A/ABS- Absent, F- Fails, P- Passes											
RR- Reserved, RLE- Reserve for Lower Examination, RPV- Provisional, RCC- 0.5050, ADC- Admission Cancelled											
G:Grade, GP:Grade Point, C:Credits, ãC:Sum of Credit Points, ãCG:Sum of Product of Credits & Grades											
SGPI:Semester Grade Performance Index = ãCG/ãC, CGPI:Cumulative Grade Performance Index											
% Marks : 80 and Above 75-79.99 70-74.99 60-69.99 50-59.99 45-49.99 40-44.99 Less Than 40											
Grade / Gr. Pt. : O / 10 A / 9 B / 8 C / 7 D / 6 E / 5 P / 4 F / 0											

SEAT_NO	NAME	<Course-I>	<Course-II>	<Course-III>	<Course-IV>	<Course-V>	<Course-VII>	RESULT	REMARK	TOTAL MARKS	
Th(80/32)	Th(80/32)	Th(80/32)	Th(80/32)	Tw(25/10)	Tw(50/20)					OUT OF 600	
In(20/08)	In(20/08)	In(20/08)	In(20/08)	Pr/Or(25/10)	Pr/Or(100/40)						
Total	Total	Total	Total	Total	Total						
C G GP C*G	C G GP C*G	C G GP C*G	C G GP C*G	C G GP C*G	C G GP C*G			ãC	ãCG	SGPI	
01. CEC801	CONSTRUCTION MANAGEMENT					06. CEDL08015	INDUSTRIAL WASTE TREATMENT			10. CEDL08023	TRANSPORTATION SYSTEM ENGINEERING
22. ILO8019	ENVIRONMENTAL MANAGEMENT					23. CEL801	CONSTRUCTION MANAGEMENT			24. CEP801	MAJOR PROJECT II
6002976	PATIL MANTHAN RAMAKANT RASHMI										
32	35	40	43	20	42						
10	10	12	14	20	84			P		RPV	362
42	45	52	57	40	126						
3 P 4	12 3 E 5	15 3 D 6	18 3 D 6	18 1 O 10	10 6 O 10	60		19	133	7.00	
SGPI: SEM-I: 7.00 ; SEM-II: 6.23 ; SEM-III: 6.78 ; SEM-IV: 8.50 ; SEM-V: 7.71 ; SEM-VI: -- ; SEM-VII: 5.75 ; CGPI: --											
CREDITS: SEM-I: 18 ; SEM-II: 20 ; SEM-III: 23 ; SEM-IV: 24 ; SEM-V: 24 ; SEM-VI: -- ; SEM-VII: 20											
MARKS: SEM-I:427/675; SEM-II:411/725; SEM-III:508/825; SEM-IV:612/850; SEM-V:550/800; SEM-VI: -- ; SEM-VII:347/650; TOTAL: --											
6002977	PHADATARE ABHISHEK SATISH SUJATA										
48	56	55	53	22	45						
11	15	14	12	19	91			P		RPV	441
59	71	69	65	41	136						
3 D 6	18 3 B 8	24 3 C 7	21 3 C 7	21 1 O 10	10 6 O 10	60		19	154	8.11	
(DIPLOMA STUDENT) SGPI: SEM-III: 9.00 ; SEM-IV: 8.90 ; SEM-V: 8.42 ; SEM-VI: 6.65 ; SEM-VII: 7.70 ; CGPI: --											
CREDITS: SEM-III: 23 ; SEM-IV: 24 ; SEM-V: 24 ; SEM-VI: 23 ; SEM-VII: 20											
MARKS: SEM-III:653/825; SEM-IV:664/850; SEM-V:585/800; SEM-VI:483/800; SEM-VII:430/650; TOTAL: --											
6002978	RAUT AMOGH SANDIP SAKSHI										
47	36	56	37	21	45						
16	16	15	16	21	93			P		RPV	419
63	52	71	53	42	138						
3 C 7	21 3 D 6	18 3 B 8	24 3 D 6	18 1 O 10	10 6 O 10	60		19	151	7.95	
(DIPLOMA STUDENT) SGPI: SEM-III: 9.43 ; SEM-IV: 9.67 ; SEM-V: 9.08 ; SEM-VI: 6.96 ; SEM-VII: 8.20 ; CGPI: --											
CREDITS: SEM-III: 23 ; SEM-IV: 24 ; SEM-V: 24 ; SEM-VI: 23 ; SEM-VII: 20											
MARKS: SEM-III:685/825; SEM-IV:721/850; SEM-V:618/800; SEM-VI:512/800; SEM-VII:473/650; TOTAL: --											
/- FEMALE, #- 0.229, @- 0.5042/0.5043, *- 0.5045, \$- Carried Forward Grade, ~- Dyslexia, A/ABS- Absent, F- Fails, P- Passes											
RR- Reserved, RLE- Reserve for Lower Examination, RPV- Provisional, RCC- 0.5050, ADC- Admission Cancelled											
G:Grade, GP:Grade Point, C:Credits, ãC:Sum of Credit Points, ãCG:Sum of Product of Credits & Grades											
SGPI:Semester Grade Performance Index = ãCG/ãC, CGPI:Cumulative Grade Performance Index											
% Marks : 80 and Above 75-79.99 70-74.99 60-69.99 50-59.99 45-49.99 40-44.99 Less Than 40											
Grade / Gr. Pt. : O / 10 A / 9 B / 8 C / 7 D / 6 E / 5 P / 4 F / 0											



SEAT_NO	NAME	<Course-I>	<Course-II>	<Course-III>	<Course-IV>	<Course-V>	<Course-VII>	RESULT	REMARK	TOTAL MARKS	
Th(80/32)	Th(80/32)	Th(80/32)	Th(80/32)	Tw(25/10)	Tw(50/20)					OUT OF 600	
In(20/08)	In(20/08)	In(20/08)	In(20/08)	Pr/Or(25/10)	Pr/Or(100/40)						
Total	Total	Total	Total	Total	Total						
C G GP C*G	C G GP C*G	C G GP C*G	C G GP C*G	C G GP C*G	C G GP C*G			ãC	ãCG	SGPI	
01. CEC801	CONSTRUCTION MANAGEMENT					06. CEDLO8015	INDUSTRIAL WASTE TREATMENT			10. CEDLO8023	TRANSPORTATION SYSTEM ENGINEERING
22. ILO8019	ENVIRONMENTAL MANAGEMENT					23. CEL801	CONSTRUCTION MANAGEMENT			24. CEP801	MAJOR PROJECT II

6002979 SAMNERKAR RAJ DEEPAK MANISHA

59	61	68	49	20	39					
17	16	13	15	20	77			P		454
76	77	81	64	40	116					
3 A 9	27 3 A 9	27 3 O 10 30	3 C 7 21 1 O 10 10	6 A 9 54	19 175					9.21

SGPI: SEM-I: 7.22 ; SEM-II: 8.40 ; SEM-III: 9.43 ; SEM-IV: 9.56 ; SEM-V: 9.38 ; SEM-VI: 7.67 ; SEM-VII: 8.20 ; CGPI: 8.68  
 CREDITS: SEM-I: 18 ; SEM-II: 20 ; SEM-III: 23 ; SEM-IV: 24 ; SEM-V: 24 ; SEM-VI: 23 ; SEM-VII: 20  
 MARKS: SEM-I:452/675; SEM-II:536/725; SEM-III:671/825; SEM-IV:717/850; SEM-V:639/800; SEM-VI:554/800; SEM-VII:472/650; TOTAL: 4495/5925 (75.86%)

6002980 /SANKHE MANALI RAJKUMAR ARCHANA

55	63	73	62	21	40					
15	17	17	17	21	82			P	RPV	483
70	80	90	79	42	122					
3 B 8	24 3 O 10 30	3 O 10 30	3 A 9 27 1 O 10 10	6 O 10 60	19 181					9.53

(DIPLOMA STUDENT) SGPI: SEM-III: 9.50 ; SEM-IV: 9.83 ; SEM-V: 9.33 ; SEM-VI: 7.98 ; SEM-VII: 8.00 ; CGPI: --  
 CREDITS: SEM-III: 23 ; SEM-IV: 24 ; SEM-V: 24 ; SEM-VI: 23 ; SEM-VII: 20  
 MARKS: SEM-III:683/825; SEM-IV:743/850; SEM-V:640/800; SEM-VI:562/800; SEM-VII:465/650; TOTAL: --

01. CEC801	CONSTRUCTION MANAGEMENT					06. CEDLO8015	INDUSTRIAL WASTE TREATMENT			08. CEDLO8021	REPAIRS,REHABILITATION AND RETROFITTING OF STRUCTURES
14. ILO8011	PROJECT MANAGEMENT					23. CEL801	CONSTRUCTION MANAGEMENT			24. CEP801	MAJOR PROJECT II

6002981 AKHADE NARESH RAJARAM SUGANDHA

44	32	39	64	20	44					
9	8	8	11	21	88			P	RPV	388
53	40	47	75	41	132					
3 D 6	18 3 P 4 12	3 E 5 15	3 A 9 27 1 O 10 10	6 O 10 60	19 142					7.47

(DIPLOMA STUDENT) SGPI: SEM-III: 8.41 ; SEM-IV: 8.08 ; SEM-V: 7.63 ; SEM-VI: 4.85 ; SEM-VII: 6.90 ; CGPI: --  
 CREDITS: SEM-III: 23 ; SEM-IV: 24 ; SEM-V: 24 ; SEM-VI: 23 ; SEM-VII: 20  
 MARKS: SEM-III:598/825; SEM-IV:604/850; SEM-V:526/800; SEM-VI:383/800; SEM-VII:382/650; TOTAL: --

/- FEMALE, #- 0.229, @- 0.5042/0.5043, \*- 0.5045, \$- Carried Forward Grade, -- Dyslexia, A/ABS- Absent, F- Fails, P- Passes

RR- Reserved, RLE- Reserve for Lower Examination, RPV- Provisional, RCC- 0.5050, ADC- Admission Cancelled

G:Grade, GP:Grade Point, C:Credits, ãC:Sum of Credit Points, ãCG:Sum of Product of Credits &amp; Grades

SGPI:Semester Grade Performance Index = ãCG/ãC, CGPI:Cumulative Grade Performance Index

% Marks : 80 and Above 75-79.99 70-74.99 60-69.99 50-59.99 45-49.99 40-44.99 Less Than 40

Grade / Gr. Pt. : O / 10 A / 9 B / 8 C / 7 D / 6 E / 5 P / 4 F / 0

SEAT_NO	NAME	<Course-I>	<Course-II>	<Course-III>	<Course-IV>	<Course-V>	<Course-VII>	RESULT	REMARK	TOTAL MARKS	
Th(80/32)	Th(80/32)	Th(80/32)	Th(80/32)	Tw(25/10)	Tw(50/20)					OUT OF 600	
In(20/08)	In(20/08)	In(20/08)	In(20/08)	Pr/Or(25/10)	Pr/Or(100/40)						
Total	Total	Total	Total	Total	Total						
C G GP C*G	C G GP C*G	C G GP C*G	C G GP C*G	C G GP C*G	C G GP C*G			ãC	ãCG	SGPI	
01. CEC801	CONSTRUCTION MANAGEMENT					06. CEDLO8015	INDUSTRIAL WASTE TREATMENT			08. CEDLO8021	REPAIRS,REHABILITATION AND RETROFITTING OF STRUCTURES
14. ILO8011	PROJECT MANAGEMENT					23. CEL801	CONSTRUCTION MANAGEMENT			24. CEP801	MAJOR PROJECT II
6002982 ANSARI MOHAMMED FARAZ MOHD AFZAL NASREEN											
69	56	60	61	22	45						
16	20	12	20	22	90		P		RPV	493	
85	76	72	81	44	135						
3 O 10	30 3 A 9 27	3 B 8 24	3 O 10 30	1 O 10 10	6 O 10 60		19	181	9.53		
(DIPLOMA STUDENT)											
SGPI: SEM-III: 9.48 ; SEM-IV: 9.73 ; SEM-V: 9.08 ; SEM-VI: 8.80 ; SEM-VII: 8.35 ; CGPI: --											
CREDITS: SEM-III: 23 ; SEM-IV: 24 ; SEM-V: 24 ; SEM-VI: 23 ; SEM-VII: 20											
MARKS: SEM-III:699/825; SEM-IV:734/850; SEM-V:643/800; SEM-VI:612/800; SEM-VII:483/650; TOTAL: --											
6002983 CHAVAN SWARAJ BHAGWAN UJWALA											
47	33	43	43	21	38						
11	10	8	14	18	82		P		RLE	368	
58	43	51	57	39	120						
3 D 6	18 3 P 4 12	3 D 6 18	3 D 6 18	1 A 9 9	6 O 10 60		19	135	7.11		
SGPI: SEM-I: 7.07 ; SEM-II: 6.76 ; SEM-III: 8.15 ; SEM-IV: 8.17 ; SEM-V: 6.88 ; SEM-VI: 4.87 ; SEM-VII: -- ; CGPI: --											
CREDITS: SEM-I: 27 ; SEM-II: 27 ; SEM-III: 23 ; SEM-IV: 24 ; SEM-V: 24 ; SEM-VI: 23 ; SEM-VII: --											
MARKS: SEM-I:470/750; SEM-II:450/750; SEM-III:585/825; SEM-IV:596/850; SEM-V:492/800; SEM-VI:386/800; SEM-VII:-- ; TOTAL: --											
6002984 DHANGAR TUSHAR LINGA JAYASHREE											
56	54	54	55	20	36						
17	19	12	18	19	72		P		RPV	432	
73	73	66	73	39	108						
3 B 8	24 3 B 8 24	3 C 7 21	3 B 8 24	1 A 9 9	6 B 8 48		19	162	8.53		
(DIPLOMA STUDENT)											
SGPI: SEM-III: 9.07 ; SEM-IV: 8.92 ; SEM-V: 8.08 ; SEM-VI: 7.59 ; SEM-VII: 8.50 ; CGPI: --											
CREDITS: SEM-III: 23 ; SEM-IV: 24 ; SEM-V: 24 ; SEM-VI: 23 ; SEM-VII: 20											
MARKS: SEM-III:647/825; SEM-IV:662/850; SEM-V:562/800; SEM-VI:544/800; SEM-VII:490/650; TOTAL: --											
/- FEMALE, #- 0.229, @- 0.5042/0.5043, *- 0.5045, \$- Carried Forward Grade, ~- Dyslexia, A/ABS- Absent, F- Fails, P- Passes											
RR- Reserved, RLE- Reserve for Lower Examination, RPV- Provisional, RCC- 0.5050, ADC- Admission Cancelled											
G:Grade, GP:Grade Point, C:Credits, ãC:Sum of Credit Points, ãCG:Sum of Product of Credits & Grades											
SGPI:Semester Grade Performance Index = ãCG/ãC, CGPI:Cumulative Grade Performance Index											
% Marks : 80 and Above 75-79.99 70-74.99 60-69.99 50-59.99 45-49.99 40-44.99 Less Than 40											
Grade / Gr. Pt. : O / 10 A / 9 B / 8 C / 7 D / 6 E / 5 P / 4 F / 0											

SEAT_NO	NAME	<Course-I>	<Course-II>	<Course-III>	<Course-IV>	<Course-V>	<Course-VII>	RESULT	REMARK	TOTAL MARKS	
Th(80/32)	Th(80/32)	Th(80/32)	Th(80/32)	Tw(25/10)	Tw(50/20)					OUT OF 600	
In(20/08)	In(20/08)	In(20/08)	In(20/08)	Pr/Or(25/10)	Pr/Or(100/40)						
Total	Total	Total	Total	Total	Total						
C G GP C*G	C G GP C*G	C G GP C*G	C G GP C*G	C G GP C*G	C G GP C*G			ãC	ãCG	SGPI	
01. CEC801	CONSTRUCTION MANAGEMENT					06. CEDLO8015	INDUSTRIAL WASTE TREATMENT			08. CEDLO8021	REPAIRS,REHABILITATION AND RETROFITTING OF STRUCTURES
14. ILO8011	PROJECT MANAGEMENT					23. CEL801	CONSTRUCTION MANAGEMENT			24. CEP801	MAJOR PROJECT II
-----											
6002985 /GAVIT VRUSHALI GULABDAS MALINI											
45	42	49	59	22	40						
12	18	8	13	21	81			P		RPV	410
57	60	57	72	43	121						
3 D 6	18 3 C 7 21	3 D 6 18	3 B 8 24	1 O 10 10	6 O 10 60			19	151	7.95	
(DIPLOMA STUDENT)											
SGPI: SEM-III: 9.11 ; SEM-IV: 9.21 ; SEM-V: 8.63 ; SEM-VI: 6.80 ; SEM-VII: 7.90 ; CGPI: --											
CREDITS: SEM-III: 23 ; SEM-IV: 24 ; SEM-V: 24 ; SEM-VI: 23 ; SEM-VII: 20											
MARKS: SEM-III:654/825; SEM-IV:692/850; SEM-V:602/800; SEM-VI:495/800; SEM-VII:455/650; TOTAL: --											
-----											
6002986 GONDHALEKAR PRATHAMESH RAJENDRA PRATIBHA											
62	56	47	60	20	38						
18	17	11	17	18	75			P		RPV	439
80	73	58	77	38	113						
3 O 10	30 3 B 8 24	3 D 6 18	3 A 9 27	1 A 9 9	6 A 9 54			19	168	8.84	
(DIPLOMA STUDENT)											
SGPI: SEM-III: 9.13 ; SEM-IV: 8.90 ; SEM-V: 8.50 ; SEM-VI: 6.28 ; SEM-VII: 8.30 ; CGPI: --											
CREDITS: SEM-III: 23 ; SEM-IV: 24 ; SEM-V: 24 ; SEM-VI: 23 ; SEM-VII: 20											
MARKS: SEM-III:634/825; SEM-IV:664/850; SEM-V:586/800; SEM-VI:469/800; SEM-VII:465/650; TOTAL: --											
-----											
6002987 KADUKAR YASH BAPURAO KADUKAR MANGAL KADUKAR											
A	A	A	A	13E	21E						
8E	10E	9E	11E	A	A			F		RPV	72
--	--	--	--	--	--						
--	--	--	--	--	--			0	0	--	
(DIPLOMA STUDENT)											
SGPI: SEM-III: 9.26 ; SEM-IV: 8.50 ; SEM-V: 7.38 ; SEM-VI: -- ; SEM-VII: -- ; CGPI: --											
CREDITS: SEM-III: 23 ; SEM-IV: 24 ; SEM-V: 24 ; SEM-VI: -- ; SEM-VII: --											
MARKS: SEM-III:644/825; SEM-IV:639/850; SEM-V:511/800; SEM-VI: -- ; SEM-VII:-- ; TOTAL: --											
-----											
/- FEMALE, #- 0.229, @- 0.5042/0.5043, *- 0.5045, \$- Carried Forward Grade, ~- Dyslexia, A/ABS- Absent, F- Fails, P- Passes											
RR- Reserved, RLE- Reserve for Lower Examination, RPV- Provisional, RCC- 0.5050, ADC- Admission Cancelled											
G:Grade, GP:Grade Point, C:Credits, ãC:Sum of Credit Points, ãCG:Sum of Product of Credits & Grades											
SGPI:Semester Grade Performance Index = ãCG/ãC, CGPI:Cumulative Grade Performance Index											
% Marks : 80 and Above 75-79.99 70-74.99 60-69.99 50-59.99 45-49.99 40-44.99 Less Than 40											
Grade / Gr. Pt. : O / 10 A / 9 B / 8 C / 7 D / 6 E / 5 P / 4 F / 0											



SEAT_NO	NAME	<Course-I>	<Course-II>	<Course-III>	<Course-IV>	<Course-V>	<Course-VII>	RESULT	REMARK	TOTAL MARKS	
Th(80/32)	Th(80/32)	Th(80/32)	Th(80/32)	Tw(25/10)	Tw(50/20)					OUT OF 600	
In(20/08)	In(20/08)	In(20/08)	In(20/08)	Pr/Or(25/10)	Pr/Or(100/40)						
Total	Total	Total	Total	Total	Total						
C G GP C*G	C G GP C*G	C G GP C*G	C G GP C*G	C G GP C*G	C G GP C*G			ãC	ãCG	SGPI	
01. CEC801	CONSTRUCTION MANAGEMENT					06. CEDLO8015	INDUSTRIAL WASTE TREATMENT			08. CEDLO8021	REPAIRS,REHABILITATION AND RETROFITTING OF STRUCTURES
14. ILO8011	PROJECT MANAGEMENT					23. CEL801	CONSTRUCTION MANAGEMENT			24. CEP801	MAJOR PROJECT II
6002991	MATHIAS SHAWN ALLWYN SITINOFIAH										
43	49	33	60	19	43						
8	9	9	13	20	84			P		RPV	390
51	58	42	73	39	127						
3 D 6	18 3 D 6	18 3 P 4	12 3 B 8	24 1 A 9	9 6 O 10	60		19	141	7.42	
(DIPLOMA STUDENT)		SGPI: SEM-III: 8.89 ; SEM-IV: 9.21 ; SEM-V: 8.42 ; SEM-VI: 6.02 ; SEM-VII: 7.85 ; CGPI: --									
		CREDITS: SEM-III: 23 ; SEM-IV: 24 ; SEM-V: 24 ; SEM-VI: 23 ; SEM-VII: 20									
		MARKS: SEM-III:654/825; SEM-IV:685/850; SEM-V:591/800; SEM-VI:441/800; SEM-VII:442/650; TOTAL: --									
6002992	NANNAWARE ANIKET BABRUWAHAN CHANDRAKALA										
40	37	41	52	22	40						
12	15	8	14	21	84			P			386
52	52	49	66	43	124						
3 D 6	18 3 D 6	18 3 E 5	15 3 C 7	21 1 O 10	10 6 O 10	60		19	142	7.47	
		SGPI: SEM-I: 7.53 ; SEM-II: 7.23 ; SEM-III: 8.20 ; SEM-IV: 8.94 ; SEM-V: 8.71 ; SEM-VI: 6.37 ; SEM-VII: 7.70 ; CGPI: 7.81									
		CREDITS: SEM-I: 18 ; SEM-II: 20 ; SEM-III: 23 ; SEM-IV: 24 ; SEM-V: 24 ; SEM-VI: 23 ; SEM-VII: 20									
		MARKS: SEM-I:451/675; SEM-II:482/725; SEM-III:604/825; SEM-IV:669/850; SEM-V:598/800; SEM-VI:483/800; SEM-VII:447/650; TOTAL: 4120/5925 (69.54%)									
6002993	PANDEY NAVIN ASHOK REETA										
56	52	54	68	21	38						
12	14	11	15	20	80			P		RPV	441
68	66	65	83	41	118						
3 C 7	21 3 C 7	21 3 C 7	21 3 O 10	30 1 O 10	10 6 A 9	54		19	163	8.58	
(DIPLOMA STUDENT)		SGPI: SEM-III: 8.89 ; SEM-IV: 8.77 ; SEM-V: 8.08 ; SEM-VI: 6.59 ; SEM-VII: 7.60 ; CGPI: --									
		CREDITS: SEM-III: 23 ; SEM-IV: 24 ; SEM-V: 24 ; SEM-VI: 23 ; SEM-VII: 20									
		MARKS: SEM-III:664/825; SEM-IV:662/850; SEM-V:576/800; SEM-VI:490/800; SEM-VII:436/650; TOTAL: --									
/- FEMALE, #- 0.229, @- 0.5042/0.5043, *- 0.5045, \$- Carried Forward Grade, ~- Dyslexia, A/ABS- Absent, F- Fails, P- Passes											
RR- Reserved, RLE- Reserve for Lower Examination, RPV- Provisional, RCC- 0.5050, ADC- Admission Cancelled											
G:Grade, GP:Grade Point, C:Credits, ãC:Sum of Credit Points, ãCG:Sum of Product of Credits & Grades											
SGPI:Semester Grade Performance Index = ãCG/ãC, CGPI:Cumulative Grade Performance Index											
% Marks : 80 and Above 75-79.99 70-74.99 60-69.99 50-59.99 45-49.99 40-44.99 Less Than 40											
Grade / Gr. Pt. : O / 10 A / 9 B / 8 C / 7 D / 6 E / 5 P / 4 F / 0											

SEAT_NO	NAME	<Course-I>	<Course-II>	<Course-III>	<Course-IV>	<Course-V>	<Course-VII>	RESULT	REMARK	TOTAL MARKS	
Th(80/32)	Th(80/32)	Th(80/32)	Th(80/32)	Tw(25/10)	Tw(50/20)					OUT OF 600	
In(20/08)	In(20/08)	In(20/08)	In(20/08)	Pr/Or(25/10)	Pr/Or(100/40)						
Total	Total	Total	Total	Total	Total						
C G GP C*G	C G GP C*G	C G GP C*G	C G GP C*G	C G GP C*G	C G GP C*G			ãC	ãCG	SGPI	
01. CEC801	CONSTRUCTION MANAGEMENT					06. CEDLO8015	INDUSTRIAL WASTE TREATMENT			08. CEDLO8021	REPAIRS,REHABILITATION AND RETROFITTING OF STRUCTURES
14. ILO8011	PROJECT MANAGEMENT					23. CEL801	CONSTRUCTION MANAGEMENT			24. CEP801	MAJOR PROJECT II
6002994	PARMAR KUNALSINGH RAJARAM DIPIKA										
39E	23F	47E	58E	16E	30E						
9E	8E	10E	12E	17E	58E			F	RPV	327	
48	--	57	70	33	88						
3 E 5 15 - - -- --	3 D 6 18	3 B 8 24	1 C 7 7	6 D 6 36	16 124	--					
(DIPLOMA STUDENT)		SGPI: SEM-III: 8.98	SEM-IV: 8.46	SEM-V: 7.29	SEM-VI: 5.15	SEM-VII: 6.35	CGPI: --				
		CREDITS: SEM-III: 23	SEM-IV: 24	SEM-V: 24	SEM-VI: 23	SEM-VII: 20					
		MARKS: SEM-III:645/825;	SEM-IV:629/850;	SEM-V:503/800;	SEM-VI:385/800;	SEM-VII:375/650;	TOTAL: --				
6002995	RAY RAHUL VINOD ANITA										
48	44	51	40	20	42						
14	15	8	11	21	85			P		399	
62	59	59	51	41	127						
3 C 7 21 3 D 6 18	3 D 6 18	3 D 6 18	1 O 10 10	6 O 10 60	19 145	7.63					
SGPI: SEM-I: 7.03	SEM-II: 7.58	SEM-III: 8.57	SEM-IV: 8.96	SEM-V: 8.42	SEM-VI: 8.02	SEM-VII: 7.95	CGPI: 8.07				
CREDITS: SEM-I: 18	SEM-II: 20	SEM-III: 23	SEM-IV: 24	SEM-V: 24	SEM-VI: 23	SEM-VII: 20					
MARKS: SEM-I:437/675;	SEM-II:493/725;	SEM-III:605/825;	SEM-IV:659/850;	SEM-V:583/800;	SEM-VI:567/800;	SEM-VII:454/650;	TOTAL: 4197/5925 (70.84%)				
6002996	/SALUNKHE ROSHANI SHYAM KIRAN										
61	54	64	61	22	42						
15	19	12	16	21	89			P	RPV	476	
76	73	76	77	43	131						
3 A 9 27 3 B 8 24	3 A 9 27	3 A 9 27	1 O 10 10	6 O 10 60	19 175	9.21					
(DIPLOMA STUDENT)		SGPI: SEM-III: 9.83	SEM-IV: 9.60	SEM-V: 9.08	SEM-VI: 8.43	SEM-VII: 9.05	CGPI: --				
		CREDITS: SEM-III: 23	SEM-IV: 24	SEM-V: 24	SEM-VI: 23	SEM-VII: 20					
		MARKS: SEM-III:716/825;	SEM-IV:720/850;	SEM-V:637/800;	SEM-VI:602/800;	SEM-VII:512/650;	TOTAL: --				
/- FEMALE, #- 0.229, @- 0.5042/0.5043, *- 0.5045, \$- Carried Forward Grade, ~- Dyslexia, A/ABS- Absent, F- Fails, P- Passes RR- Reserved, RLE- Reserve for Lower Examination, RPV- Provisional, RCC- 0.5050, ADC- Admission Cancelled G:Grade, GP:Grade Point, C:Credits, ãC:Sum of Credit Points, ãCG:Sum of Product of Credits & Grades SGPI:Semester Grade Performance Index = ãCG/ãC, CGPI:Cumulative Grade Performance Index % Marks : 80 and Above 75-79.99 70-74.99 60-69.99 50-59.99 45-49.99 40-44.99 Less Than 40 Grade / Gr. Pt. : O / 10 A / 9 B / 8 C / 7 D / 6 E / 5 P / 4 F / 0											

SEAT_NO	NAME	<Course-I>	<Course-II>	<Course-III>	<Course-IV>	<Course-V>	<Course-VII>	RESULT	REMARK	TOTAL MARKS	
Th(80/32)	Th(80/32)	Th(80/32)	Th(80/32)	Tw(25/10)	Tw(50/20)					OUT OF 600	
In(20/08)	In(20/08)	In(20/08)	In(20/08)	Pr/Or(25/10)	Pr/Or(100/40)						
Total	Total	Total	Total	Total	Total						
C G GP C*G	C G GP C*G	C G GP C*G	C G GP C*G	C G GP C*G	C G GP C*G			ãC	ãCG	SGPI	
01. CEC801	CONSTRUCTION MANAGEMENT					06. CEDLO8015	INDUSTRIAL WASTE TREATMENT			08. CEDLO8021	REPAIRS,REHABILITATION AND RETROFITTING OF STRUCTURES
14. ILO8011	PROJECT MANAGEMENT					23. CEL801	CONSTRUCTION MANAGEMENT			24. CEP801	MAJOR PROJECT II
6002997 SANKHE SHUBHAM YOGESH ARCHANA											
37	41	35	47	17	42						
9	8	8	11	19	86			P	RPV	360	
46	49	43	58	36	128						
3 E 5 15 3 E 5 15 3 P 4 12 3 D 6 18 1 B 8 8 6 O 10 60								19	128	6.74	
(DIPLOMA STUDENT)											
SGPI: SEM-III: 9.11 ; SEM-IV: 9.10 ; SEM-V: 8.38 ; SEM-VI: 5.59 ; SEM-VII: 7.10 ; CGPI: --											
CREDITS: SEM-III: 23 ; SEM-IV: 24 ; SEM-V: 24 ; SEM-VI: 23 ; SEM-VII: 20											
MARKS: SEM-III:645/825; SEM-IV:671/850; SEM-V:580/800; SEM-VI:427/800; SEM-VII:405/650; TOTAL: --											
6002998 SHARMA ROHIT RAMKUMAR RINKI											
57	59	55	56	21	42						
14	14	12	20	22	84			P	RPV	456	
71	73	67	76	43	126						
3 B 8 24 3 B 8 24 3 C 7 21 3 A 9 27 1 O 10 10 6 O 10 60								19	166	8.74	
(DIPLOMA STUDENT)											
SGPI: SEM-III: 8.72 ; SEM-IV: 8.65 ; SEM-V: 7.79 ; SEM-VI: 7.39 ; SEM-VII: 8.95 ; CGPI: --											
CREDITS: SEM-III: 23 ; SEM-IV: 24 ; SEM-V: 24 ; SEM-VI: 23 ; SEM-VII: 20											
MARKS: SEM-III:627/825; SEM-IV:650/850; SEM-V:564/800; SEM-VI:533/800; SEM-VII:500/650; TOTAL: --											
6002999 /SHELAKE DURGA NAGESH SHAKUNTALA											
52	40	44	52	22	42						
14	11	9	12	21	85			P	RPV	404	
66	51	53	64	43	127						
3 C 7 21 3 D 6 18 3 D 6 18 3 C 7 21 1 O 10 10 6 O 10 60								19	148	7.79	
(DIPLOMA STUDENT)											
SGPI: SEM-III: 9.02 ; SEM-IV: 9.27 ; SEM-V: 8.58 ; SEM-VI: 5.91 ; SEM-VII: 7.40 ; CGPI: --											
CREDITS: SEM-III: 23 ; SEM-IV: 24 ; SEM-V: 24 ; SEM-VI: 23 ; SEM-VII: 20											
MARKS: SEM-III:644/825; SEM-IV:687/850; SEM-V:595/800; SEM-VI:446/800; SEM-VII:429/650; TOTAL: --											
/- FEMALE, #- 0.229, @- 0.5042/0.5043, *- 0.5045, \$- Carried Forward Grade, ~- Dyslexia, A/ABS- Absent, F- Fails, P- Passes											
RR- Reserved, RLE- Reserve for Lower Examination, RPV- Provisional, RCC- 0.5050, ADC- Admission Cancelled											
G:Grade, GP:Grade Point, C:Credits, ãC:Sum of Credit Points, ãCG:Sum of Product of Credits & Grades											
SGPI:Semester Grade Performance Index = ãCG/ãC, CGPI:Cumulative Grade Performance Index											
% Marks : 80 and Above 75-79.99 70-74.99 60-69.99 50-59.99 45-49.99 40-44.99 Less Than 40											
Grade / Gr. Pt. : O / 10 A / 9 B / 8 C / 7 D / 6 E / 5 P / 4 F / 0											

SEAT_NO	NAME	<Course-I>	<Course-II>	<Course-III>	<Course-IV>	<Course-V>	<Course-VII>	RESULT	REMARK	TOTAL MARKS	
Th (80/32)	Th (80/32)	Th (80/32)	Th (80/32)	Tw (25/10)	Tw (50/20)					OUT OF 600	
In (20/08)	In (20/08)	In (20/08)	In (20/08)	Pr/Or (25/10)	Pr/Or (100/40)						
Total	Total	Total	Total	Total	Total						
C G GP C*G	C G GP C*G	C G GP C*G	C G GP C*G	C G GP C*G	C G GP C*G			ãC	ãCG	SGPI	
01. CEC801	CONSTRUCTION MANAGEMENT					06. CEDLO8015	INDUSTRIAL WASTE TREATMENT			08. CEDLO8021	REPAIRS,REHABILITATION AND RETROFITTING OF STRUCTURES
14. ILO8011	PROJECT MANAGEMENT					23. CEL801	CONSTRUCTION MANAGEMENT			24. CEP801	MAJOR PROJECT II
-----											
6003000 /SHIVDAS NIKITA RAJESH DAISY											
39E	35E	40E	23F	21E	43E						
9E	9E	8E	9E	20E	86E			F	RPV	342	
48	44	48	--	41	129						
3 E 5 15 3 P 4 12	3 E 5 15	-- -- --	1 O 10 10	6 O 10 60	16 112	--					
(DIPLOMA STUDENT)											
SGPI: SEM-III: 8.93 ; SEM-IV: 9.19 ; SEM-V: 8.75 ; SEM-VI: 4.98 ; SEM-VII: -- ; CGPI: --											
CREDITS: SEM-III: 23 ; SEM-IV: 24 ; SEM-V: 24 ; SEM-VI: 23 ; SEM-VII: --											
MARKS: SEM-III:652/825; SEM-IV:683/850; SEM-V:598/800; SEM-VI:402/800; SEM-VII:-- ; TOTAL: --											
-----											
6003001 SINGH ABHISHEK VIRENDRA KALAWATI DEVI											
53	40	34	46	22	41						
14	12	10	14	22	88			P	RPV	396	
67	52	44	60	44	129						
3 C 7 21 3 D 6 18	3 P 4 12	3 C 7 21	1 O 10 10	6 O 10 60	19 142	7.47					
SGPI: SEM-I: 5.78 ; SEM-II: 7.23 ; SEM-III: 8.87 ; SEM-IV: 9.44 ; SEM-V: 8.42 ; SEM-VI: 5.76 ; SEM-VII: 8.05 ; CGPI: --											
CREDITS: SEM-I: 18 ; SEM-II: 20 ; SEM-III: 23 ; SEM-IV: 24 ; SEM-V: 24 ; SEM-VI: 23 ; SEM-VII: 20											
MARKS: SEM-I:367/675; SEM-II:483/725; SEM-III:629/825; SEM-IV:700/850; SEM-V:577/800; SEM-VI:426/800; SEM-VII:451/650; TOTAL: --											
-----											
6003002 SURYAWANSHI VAIBHAV MADHUKAR SAVITA											
40	42	32	44	21	38						
11	10	9	12	18	86			P	RPV	363	
51	52	41	56	39	124						
3 D 6 18 3 D 6 18	3 P 4 12	3 D 6 18	1 A 9 9	6 O 10 60	19 135	7.11					
(DIPLOMA STUDENT)											
SGPI: SEM-III: 9.24 ; SEM-IV: 8.92 ; SEM-V: 8.42 ; SEM-VI: 5.04 ; SEM-VII: 6.25 ; CGPI: --											
CREDITS: SEM-III: 23 ; SEM-IV: 24 ; SEM-V: 24 ; SEM-VI: 23 ; SEM-VII: 20											
MARKS: SEM-III:638/825; SEM-IV:658/850; SEM-V:588/800; SEM-VI:401/800; SEM-VII:387/650; TOTAL: --											
-----											
/- FEMALE, #- 0.229, @- 0.5042/0.5043, *- 0.5045, \$- Carried Forward Grade, -- Dyslexia, A/ABS- Absent, F- Fails, P- Passes											
RR- Reserved, RLE- Reserve for Lower Examination, RPV- Provisional, RCC- 0.5050, ADC- Admission Cancelled											
G:Grade, GP:Grade Point, C:Credits, ãC:Sum of Credit Points, ãCG:Sum of Product of Credits & Grades											
SGPI:Semester Grade Performance Index = ãCG/ãC, CGPI:Cumulative Grade Performance Index											
% Marks : 80 and Above 75-79.99 70-74.99 60-69.99 50-59.99 45-49.99 40-44.99 Less Than 40											
Grade / Gr. Pt. : O / 10 A / 9 B / 8 C / 7 D / 6 E / 5 P / 4 F / 0											



SEAT_NO	NAME	<Course-I>	<Course-II>	<Course-III>	<Course-IV>	<Course-V>	<Course-VII>	RESULT	REMARK	TOTAL MARKS	
Th(80/32)	Th(80/32)	Th(80/32)	Th(80/32)	Tw(25/10)	Tw(50/20)					OUT OF 600	
In(20/08)	In(20/08)	In(20/08)	In(20/08)	Pr/Or(25/10)	Pr/Or(100/40)						
Total	Total	Total	Total	Total	Total						
C G GP C*G	C G GP C*G	C G GP C*G	C G GP C*G	C G GP C*G	C G GP C*G			ãC	ãCG	SGPI	
01. CEC801	CONSTRUCTION MANAGEMENT					06. CEDLO8015	INDUSTRIAL WASTE TREATMENT			08. CEDLO8021	REPAIRS,REHABILITATION AND RETROFITTING OF STRUCTURES
14. ILO8011	PROJECT MANAGEMENT					23. CEL801	CONSTRUCTION MANAGEMENT			24. CEP801	MAJOR PROJECT II
-----											
6003003	WANKHEDE VISHWARAJ ARUN DEVIKA										
32	45	35	56	21	39						
14	15	9	17	20	84			P		RPV	387
46	60	44	73	41	123						
3 E 5	15 3 C 7 21	3 P 4 12	3 B 8 24	1 O 10 10	6 O 10 60			19	142	7.47	
(DIPLOMA STUDENT)											
SGPI: SEM-III: 9.24 ; SEM-IV: 9.02 ; SEM-V: 8.42 ; SEM-VI: 6.33 ; SEM-VII: 8.10 ; CGPI: --											
CREDITS: SEM-III: 23 ; SEM-IV: 24 ; SEM-V: 24 ; SEM-VI: 23 ; SEM-VII: 20											
MARKS: SEM-III:656/825; SEM-IV:673/850; SEM-V:595/800; SEM-VI:465/800; SEM-VII:457/650; TOTAL: --											
-----											
6003004	ATISH PRADOSH SHEEBA										
56	44	47	62	21	41						
16	15	17	19	21	90			P			449
72	59	64	81	42	131						
3 B 8	24 3 D 6 18	3 C 7 21	3 O 10 30	1 O 10 10	6 O 10 60			19	163	8.58	
SGPI: SEM-I: 7.33 ; SEM-II: 7.35 ; SEM-III: 8.87 ; SEM-IV: 9.04 ; SEM-V: 8.58 ; SEM-VI: 6.54 ; SEM-VII: 7.65 ; CGPI: 8.02											
CREDITS: SEM-I: 18 ; SEM-II: 20 ; SEM-III: 23 ; SEM-IV: 24 ; SEM-V: 24 ; SEM-VI: 23 ; SEM-VII: 20											
MARKS: SEM-I:439/675; SEM-II:479/725; SEM-III:618/825; SEM-IV:689/850; SEM-V:601/800; SEM-VI:484/800; SEM-VII:428/650; TOTAL: 4187/5925 (70.67%)											
-----											
6003005	PAL ADARSH MAHENDRA SHEELA										
56	46	56	57	22	42						
17	18	17	19	22	90			P			462
73	64	73	76	44	132						
3 B 8	24 3 C 7 21	3 B 8 24	3 A 9 27	1 O 10 10	6 O 10 60			19	166	8.74	
SGPI: SEM-I: 7.44 ; SEM-II: 7.40 ; SEM-III: 9.74 ; SEM-IV: 9.58 ; SEM-V: 9.71 ; SEM-VI: 7.72 ; SEM-VII: 8.50 ; CGPI: 8.67											
CREDITS: SEM-I: 18 ; SEM-II: 20 ; SEM-III: 23 ; SEM-IV: 24 ; SEM-V: 24 ; SEM-VI: 23 ; SEM-VII: 20											
MARKS: SEM-I:460/675; SEM-II:487/725; SEM-III:674/825; SEM-IV:722/850; SEM-V:664/800; SEM-VI:566/800; SEM-VII:482/650; TOTAL: 4517/5925 (76.24%)											
-----											
/- FEMALE, #- 0.229, @- 0.5042/0.5043, *- 0.5045, \$- Carried Forward Grade, ~- Dyslexia, A/ABS- Absent, F- Fails, P- Passes											
RR- Reserved, RLE- Reserve for Lower Examination, RPV- Provisional, RCC- 0.5050, ADC- Admission Cancelled											
G:Grade, GP:Grade Point, C:Credits, ãC:Sum of Credit Points, ãCG:Sum of Product of Credits & Grades											
SGPI:Semester Grade Performance Index = ãCG/ãC, CGPI:Cumulative Grade Performance Index											
% Marks : 80 and Above 75-79.99 70-74.99 60-69.99 50-59.99 45-49.99 40-44.99 Less Than 40											
Grade / Gr. Pt. : O / 10 A / 9 B / 8 C / 7 D / 6 E / 5 P / 4 F / 0											

SEAT_NO	NAME	<Course-I>	<Course-II>	<Course-III>	<Course-IV>	<Course-V>	<Course-VII>	RESULT	REMARK	TOTAL MARKS	
Th(80/32)	Th(80/32)	Th(80/32)	Th(80/32)	Tw(25/10)	Tw(50/20)					OUT OF 600	
In(20/08)	In(20/08)	In(20/08)	In(20/08)	Pr/Or(25/10)	Pr/Or(100/40)						
Total	Total	Total	Total	Total	Total						
C G GP C*G	C G GP C*G	C G GP C*G	C G GP C*G	C G GP C*G	C G GP C*G			ãC	ãCG	SGPI	
01. CEC801	CONSTRUCTION MANAGEMENT					06. CEDLO8015	INDUSTRIAL WASTE TREATMENT			10. CEDLO8023	TRANSPORTATION SYSTEM ENGINEERING
14. ILO8011	PROJECT MANAGEMENT					23. CEL801	CONSTRUCTION MANAGEMENT			24. CEP801	MAJOR PROJECT II
6003006 /PASHTE SAKSHI PARAG MADHURI											
47	43	64	55	22	42						
12	16	16	18	21	90			P		446	
59	59	80	73	43	132						
3 D 6 18 3 D 6 18 3 O 10 30	3 B 8 24 1 O 10 10	6 O 10 60	19 160	8.42							
SGPI: SEM-I: 7.14 ; SEM-II: 6.80 ; SEM-III: 8.33 ; SEM-IV: 8.77 ; SEM-V: 7.96 ; SEM-VI: 6.26 ; SEM-VII: 8.15 ; CGPI: 7.75											
CREDITS: SEM-I: 18 ; SEM-II: 20 ; SEM-III: 23 ; SEM-IV: 24 ; SEM-V: 24 ; SEM-VI: 23 ; SEM-VII: 20											
MARKS: SEM-I:431/675; SEM-II:452/725; SEM-III:600/825; SEM-IV:654/850; SEM-V:566/800; SEM-VI:461/800; SEM-VII:448/650; TOTAL: 4058/5925 (68.49%)											
6003007 /PATIL HARSHITA PRABHAKAR PRATIDNYA											
42	42	35	47	20	35						
9	9	11	11	20	75			P	RLE	356	
51	51	46	58	40	110						
3 D 6 18 3 D 6 18 3 E 5 15	3 D 6 18 1 O 10 10	6 B 8 48	19 139	7.32							
SGPI: SEM-I: 7.28 ; SEM-II: 7.40 ; SEM-III: 8.39 ; SEM-IV: 8.65 ; SEM-V: 8.46 ; SEM-VI: -- ; SEM-VII: 6.10 ; CGPI: --											
CREDITS: SEM-I: 18 ; SEM-II: 20 ; SEM-III: 23 ; SEM-IV: 24 ; SEM-V: 24 ; SEM-VI: -- ; SEM-VII: 20											
MARKS: SEM-I:446/675; SEM-II:475/725; SEM-III:596/825; SEM-IV:637/850; SEM-V:588/800; SEM-VI: -- ; SEM-VII:358/650; TOTAL: --											
6003008 /TELE TANMAYEE SHRINIWAS NEELAM SHRINIWAS TEL											
43	43	57	43	22	42						
13	18	12	20	22	91			P		426	
56	61	69	63	44	133						
3 D 6 18 3 C 7 21 3 C 7 21	3 C 7 21 1 O 10 10	6 O 10 60	19 151	7.95							
SGPI: SEM-I: 7.50 ; SEM-II: 6.85 ; SEM-III: 8.87 ; SEM-IV: 9.29 ; SEM-V: 8.54 ; SEM-VI: 6.04 ; SEM-VII: 7.90 ; CGPI: 7.91											
CREDITS: SEM-I: 18 ; SEM-II: 20 ; SEM-III: 23 ; SEM-IV: 24 ; SEM-V: 24 ; SEM-VI: 23 ; SEM-VII: 20											
MARKS: SEM-I:465/675; SEM-II:452/725; SEM-III:636/825; SEM-IV:691/850; SEM-V:593/800; SEM-VI:463/800; SEM-VII:451/650; TOTAL: 4177/5925 (70.50%)											
/- FEMALE, #- 0.229, @- 0.5042/0.5043, *- 0.5045, \$- Carried Forward Grade, ~- Dyslexia, A/ABS- Absent, F- Fails, P- Passes											
RR- Reserved, RLE- Reserve for Lower Examination, RPV- Provisional, RCC- 0.5050, ADC- Admission Cancelled											
G:Grade, GP:Grade Point, C:Credits, ãC:Sum of Credit Points, ãCG:Sum of Product of Credits & Grades											
SGPI:Semester Grade Performance Index = ãCG/ãC, CGPI:Cumulative Grade Performance Index											
% Marks : 80 and Above 75-79.99 70-74.99 60-69.99 50-59.99 45-49.99 40-44.99 Less Than 40											
Grade / Gr. Pt. : O / 10 A / 9 B / 8 C / 7 D / 6 E / 5 P / 4 F / 0											

SEAT_NO	NAME	<Course-I>	<Course-II>	<Course-III>	<Course-IV>	<Course-V>	<Course-VII>	RESULT	REMARK	TOTAL MARKS	
Th(80/32)	Th(80/32)	Th(80/32)	Th(80/32)	Tw(25/10)	Tw(50/20)	Pr/Or(100/40)			OUT OF 600		
In(20/08)	In(20/08)	In(20/08)	In(20/08)								
Total	Total	Total	Total	Total	Total	Total					
C G GP C*G	C G GP C*G	C G GP C*G	C G GP C*G	C G GP C*G	C G GP C*G	C G GP C*G	ãC	ãCG	SGPI		
01. CEC801	CONSTRUCTION MANAGEMENT					06. CEDLO8015	INDUSTRIAL WASTE TREATMENT			10. CEDLO8023	TRANSPORTATION SYSTEM ENGINEERING
14. ILO8011	PROJECT MANAGEMENT					23. CEL801	CONSTRUCTION MANAGEMENT			24. CEP801	MAJOR PROJECT II
6003009 VAISHNAV KAMAL SURESH NIRMALA											
65	38	52	52	21	39						
18	14	13	17	21	77		P		427		
83	52	65	69	42	116						
3 O 10	30 3 D 6	18 3 C 7 21	3 C 7 21	1 O 10 10	6 A 9 54		19	160	8.42		
SGPI: SEM-I: 7.33 ; SEM-II: 7.70 ; SEM-III: 8.74 ; SEM-IV: 9.10 ; SEM-V: 8.63 ; SEM-VI: 5.57 ; SEM-VII: 7.95 ; CGPI: 7.95											
CREDITS: SEM-I: 18 ; SEM-II: 20 ; SEM-III: 23 ; SEM-IV: 24 ; SEM-V: 24 ; SEM-VI: 23 ; SEM-VII: 20											
MARKS: SEM-I:439/675; SEM-II:491/725; SEM-III:622/825; SEM-IV:678/850; SEM-V:590/800; SEM-VI:430/800; SEM-VII:448/650; TOTAL: 4125/5925 (69.62%)											
6003010 VALIA VARUN PARESH MAMTA											
40	43	44	52	21	41						
14	13	14	19	21	90		P		412		
54	56	58	71	42	131						
3 D 6	18 3 D 6	18 3 D 6 18	3 B 8 24	1 O 10 10	6 O 10 60		19	148	7.79		
SGPI: SEM-I: 6.44 ; SEM-II: 7.30 ; SEM-III: 8.87 ; SEM-IV: 9.42 ; SEM-V: 8.08 ; SEM-VI: 5.98 ; SEM-VII: 7.85 ; CGPI: 7.77											
CREDITS: SEM-I: 18 ; SEM-II: 20 ; SEM-III: 23 ; SEM-IV: 24 ; SEM-V: 24 ; SEM-VI: 23 ; SEM-VII: 20											
MARKS: SEM-I:400/675; SEM-II:468/725; SEM-III:639/825; SEM-IV:693/850; SEM-V:575/800; SEM-VI:435/800; SEM-VII:443/650; TOTAL: 4065/5925 (68.61%)											
/- FEMALE, #- 0.229, @- 0.5042/0.5043, *- 0.5045, \$- Carried Forward Grade, -- Dyslexia, A/ABS- Absent, F- Fails, P- Passes											
RR- Reserved, RLE- Reserve for Lower Examination, RPV- Provisional, RCC- 0.5050, ADC- Admission Cancelled											
G:Grade, GP:Grade Point, C:Credits, ãC:Sum of Credit Points, ãCG:Sum of Product of Credits & Grades											
SGPI:Semester Grade Performance Index = ãCG/ãC, CGPI:Cumulative Grade Performance Index											
% Marks : 80 and Above 75-79.99 70-74.99 60-69.99 50-59.99 45-49.99 40-44.99 Less Than 40											
Grade / Gr. Pt. : O / 10 A / 9 B / 8 C / 7 D / 6 E / 5 P / 4 F / 0											

*A. S. Radke*

**HEAD**  
**DEPT. OF CIVIL ENGG.**  
Vidyavardhini's College of  
Engineering & Technology  
Vasai Road (W)- 401202.





# Vidyavardhini's College of Engineering & Technology

K. T. Marg, Near Railway Station, Vasai Road(W), Dist. Palghar, Pin. 401202

## Annual Report for Final Year Results

### Academic Year 2021-22

Program Code	Program Name	Number of students appeared in the final year examination	Number of students passed in final year examination	Passing Percentage
319461210	Mechanical Engineering	75	75	100
319437210	Electronics and Telecommunication Engineering	71	71	100
319446610	Instrumentation Engineering	74	74	100
319424510	Computer Engineering	82	81	98.78
319424610	Information Technology	73	73	100
319419110	Civil Engineering	68	67	98.53
<b>Overall Result</b>		<b>443</b>	<b>441</b>	<b>99.55</b>

Mr. Vishal Pande  
I/C Exam



Dr. Harish Vankudre  
Principal

Date: 19/06/2022

## VIDYAVARDHINI'S COLLEGE OF ENGG. &amp; TECH, YASAI ROAD

Result of B.E./Mechanical Engineering (Semester VIII(CBCGS) May-2022

	VCET	University
Number of Candidates Registered	75	Percentage record not received from university
Admitted	75	
Absent	Nil	
Appeared	75	
Pass	75	
RLE	Nil	
Fail	Nil	
PPR	Nil	
Pass Percentage	100	

## BREAK UP OF SUCCESSFUL CANDIDATES

DISTINCTION	56
I Class	18
II Class	01
Pass	Nil
Pass (RLE)	Nil

## Meritorious students

Sr. No.	Seat No.	Name	VCE T Rank	CGP I	VCET pass%
1	14281557	Chauhan Devang Mansukhlal Rasila	1 <sup>st</sup>	9.67	84.73
2	14281556	Borse Ashish Ramu Sumitra	2 <sup>nd</sup>	9.39	81.57
3	14281562	Gawad Nishant Vijay Megha	3 <sup>rd</sup>	9.36	81.93
4	14281553	Karmokar Snehashish Vishnu Padma	4 <sup>th</sup>	9.24	81.62
5	14281596	Kadam Sagar Vijay Ujwala	5 <sup>th</sup>	9.23	81.58
6	14281564	Jaiswal Pritesh Rakesh Sunita	6 <sup>th</sup>	9.19	80.76
7	14281577	Shinde Kunal Rajaram Ranjana	7 <sup>th</sup>	9.17	80.56
	14281548	Patil Rahul Sunil Samiksha	7 <sup>th</sup>	9.17	79.87
8	14281579	Vira Jatin Jayesh Seema	8 <sup>th</sup>	8.97	79.50
9	14281591	Dhuru Harsh Dinesh Sunita	9 <sup>th</sup>	8.91	78.25
10	14281620	Vartak Manal Ajit Shobhana	10 <sup>th</sup>	8.88	78.20



Exam. Section

SEAT_NO	NAME	<Course-I> Th(80/32) In(20/08) Total C G GP C*G	<Course-II> Th(80/32) In(20/08) Total C G GP C*G	<Course-III> Th(80/32) In(20/08) Total C G GP C*G	<Course-IV> Th(80/32) In(20/08) Total C G GP C*G	<Course-V> Th(80/32) In(20/08) Total C G GP C*G	> <Course-VI> Tw(25/10) Pr/Or(25/10) Total C G GP C*G	<Course-VII> Tw(25/10) Pr/Or(25/10) Total C G GP C*G	<Course-VIII> Tw(50/20) Pr/Or(100/40) Total C G GP C*G	RESULT	REMARK	TOTAL MARKS OUT OF 750
01. MEC801	DESIGN OF MECH. SYSTEMS			02. MEC802	INDUSTRIAL ENGG. & MGMT.			03. MEC803	POWER ENGINEERING			
04. MEDLO8041	POWER PLANT ENGINEERING			08. ILO8021	PROJECT MANAGEMENT			17. MEL801	DESIGN OF MECH. SYSTEMS			
18. MEL802	POWER ENGINEERING			19. MEL803	PROJECT-II							
14281547	BHAKUNI SACHET SATISH MADHU											
		68	36	48	55	43	16	20	40			
		9	14	11	11	14	23	19	85	P		512
		77	50	59	66	57	39	39	125			
		4 A	9 36	4 D 6 24	4 D 6 24	4 C 7 28	3 D 6 18	1 A 9 9	1 A 9 9	6 O 10 60	27 208	7.70
		SGPI: SEM-I: 5.56 ; SEM-II: 6.43 ; SEM-III: 5.62 ; SEM-IV: 6.35 ; SEM-V: 9.48 ; SEM-VI: 8.96 ; SEM-VII: 8.88 ; CGPI: 7.36										
		CREDITS: SEM-I: 27.0 ; SEM-II: 27.0 ; SEM-III: 26.0 ; SEM-IV: 26.0 ; SEM-V: 27.0 ; SEM-VI: 25.0 ; SEM-VII: 25.0										
		MARKS: SEM-I:405/750; SEM-II:452/750; SEM-III:394/725; SEM-IV:478/825; SEM-V:623/775; SEM-VI:544/725; SEM-VII:528/700; TOTAL: 3936/6000 (65.60%)										
14281548	PATIL RAHUL SUNIL SAMIKSHA											
		57	53	61	66	50	23	23	42			
		17	17	15	17	16	24	22	92	P		595
		74	70	76	83	66	47	45	134			
		4 B	8 32	4 B 8 32	4 A 9 36	4 O 10 40	3 C 7 21	1 O 10 10	1 O 10 10	6 O 10 60	27 241	8.93
		SGPI: SEM-I: 8.22 ; SEM-II: 8.74 ; SEM-III: 9.12 ; SEM-IV:10.00 ; SEM-V: 9.52 ; SEM-VI: 9.68 ; SEM-VII: 9.20 ; CGPI: 9.17										
		CREDITS: SEM-I: 27.0 ; SEM-II: 27.0 ; SEM-III: 26.0 ; SEM-IV: 26.0 ; SEM-V: 27.0 ; SEM-VI: 25.0 ; SEM-VII: 25.0										
		MARKS: SEM-I:559/750; SEM-II:585/750; SEM-III:573/725; SEM-IV:699/825; SEM-V:644/775; SEM-VI:594/725; SEM-VII:543/700; TOTAL: 4792/6000 (79.87%)										
14281549	SHAIKH MD FAIZ FAIM IQBAL FATMA											
		55	50	53	67	59	18	21	41			
		15	13	10	11	15	21	19	91	P		559
		70	63	63	78	74	39	40	132			
		4 B	8 32	4 C 7 28	4 C 7 28	4 A 9 36	3 B 8 24	1 A 9 9	1 O 10 10	6 O 10 60	27 227	8.41
		SGPI: SEM-I: 6.89 ; SEM-II: 7.46 ; SEM-III: 6.58 ; SEM-IV: 8.27 ; SEM-V: 9.56 ; SEM-VI: 9.76 ; SEM-VII: 8.88 ; CGPI: 8.21										
		CREDITS: SEM-I: 27.0 ; SEM-II: 27.0 ; SEM-III: 26.0 ; SEM-IV: 26.0 ; SEM-V: 27.0 ; SEM-VI: 25.0 ; SEM-VII: 25.0										
		MARKS: SEM-I:490/750; SEM-II:500/750; SEM-III:450/725; SEM-IV:614/825; SEM-V:637/775; SEM-VI:607/725; SEM-VII:532/700; TOTAL: 4389/6000 (73.15%)										
/- FEMALE, #- 0.229, @- 0.5042/0.5043, *- 0.5045, \$- Carried Forward Grade, -- Dyslexia, A/ABS- Absent, F- Fails, P- Passes												
RR- Reserved, RLE- Reserve for Lower Examination, RPV- Provisional, RCC- 0.5050, ADC- Admission Cancelled												
G:Grade, GP:Grade Point, C:Credits, 腓:Sum of Credit Points, 腓G:Sum of Product of Credits & Grades												
SGPI:Semester Grade Performance Index = 腓G/腓, CGPI:Cumulative Grade Performance Index												
% Marks : 80 and Above 75-79.99 70-74.99 60-69.99 50-59.99 45-49.99 40-44.99 Less Than 40												
Grade / Gr. Pt. : O / 10 A / 9 B / 8 C / 7 D / 6 E / 5 F / 4												

SEAT_NO	NAME	<Course-I> Th(80/32) In(20/08) Total C G GP C*G	<Course-II> Th(80/32) In(20/08) Total C G GP C*G	<Course-III> Th(80/32) In(20/08) Total C G GP C*G	<Course-IV> Th(80/32) In(20/08) Total C G GP C*G	<Course-V> Th(80/32) In(20/08) Total C G GP C*G	> <Course-VI> Tw(25/10) Pr/Or(25/10) Total C G GP C*G	<Course-VII> Tw(25/10) Pr/Or(25/10) Total C G GP C*G	<Course-VIII> Tw(50/20) Pr/Or(100/40) Total C G GP C*G	RESULT	REMARK	TOTAL MARKS OUT OF 750
01. MEC801	DESIGN OF MECH. SYSTEMS			02. MEC802	INDUSTRIAL ENGG. & MGMT.			03. MEC803	POWER ENGINEERING			
04. MEDLO8041	POWER PLANT ENGINEERING			08. ILO8021	PROJECT MANAGEMENT			17. MEL801	DESIGN OF MECH. SYSTEMS			
18. MEL802	POWER ENGINEERING			19. MEL803	PROJECT-II							
-----												
14281550	SHETTY RUSHABH PRASAD PRAMILA											
		47	59	39	51	49	16	19	42			
		14	16	11	10	15	20	23	92	P		523
		61	75	50	61	64	36	42	134			
		4 C	7 28	4 A 9 36	4 D 6 24	4 C 7 28	3 C 7 21	1 B 8 8	1 O 10 10	6 O 10 60	27 215	7.96
		SGPI: SEM-I: 7.07 ; SEM-II: 7.74 ; SEM-III: 7.81 ; SEM-IV: 7.65 ; SEM-V: 8.30 ; SEM-VI: 9.52 ; SEM-VII: 9.00 ; CGPI: 8.11										
		CREDITS: SEM-I: 27.0 ; SEM-II: 27.0 ; SEM-III: 26.0 ; SEM-IV: 26.0 ; SEM-V: 27.0 ; SEM-VI: 25.0 ; SEM-VII: 25.0										
		MARKS: SEM-I:509/750; SEM-II:527/750; SEM-III:497/725; SEM-IV:574/825; SEM-V:573/775; SEM-VI:603/725; SEM-VII:536/700; TOTAL: 4342/6000 (72.37%)										
-----												
01. MEC801	DESIGN OF MECH. SYSTEMS			02. MEC802	INDUSTRIAL ENGG. & MGMT.			03. MEC803	POWER ENGINEERING			
04. MEDLO8041	POWER PLANT ENGINEERING			12. ILO8025	PROFESSIONAL ETHICS & CSR			17. MEL801	DESIGN OF MECH. SYSTEMS			
18. MEL802	POWER ENGINEERING			19. MEL803	PROJECT-II							
-----												
14281551	BHOSALE KARAN MURLIDHAR REKHA											
		45	44	35	54	42	16	20	39			
		9	15	11	9	13	22	18	72	P		464
		54	59	46	63	55	38	38	111			
		4 D	6 24	4 D 6 24	4 E 5 20	4 C 7 28	3 D 6 18	1 A 9 9	1 A 9 9	6 B 8 48	27 180	6.67
		SGPI: SEM-I: 6.37 ; SEM-II: 5.83 ; SEM-III: 6.96 ; SEM-IV: 6.08 ; SEM-V: 9.11 ; SEM-VI: 9.24 ; SEM-VII: 7.44 ; CGPI: 7.20										
		CREDITS: SEM-I: 27.0 ; SEM-II: 27.0 ; SEM-III: 26.0 ; SEM-IV: 26.0 ; SEM-V: 27.0 ; SEM-VI: 25.0 ; SEM-VII: 25.0										
		MARKS: SEM-I:416/750; SEM-II:407/750; SEM-III:441/725; SEM-IV:490/825; SEM-V:604/775; SEM-VI:552/725; SEM-VII:476/700; TOTAL: 3850/6000 (64.17%)										
-----												
01. MEC801	DESIGN OF MECH. SYSTEMS			02. MEC802	INDUSTRIAL ENGG. & MGMT.			03. MEC803	POWER ENGINEERING			
04. MEDLO8041	POWER PLANT ENGINEERING			16. ILO8029	ENVIRONMENTAL MANAGEMENT			17. MEL801	DESIGN OF MECH. SYSTEMS			
18. MEL802	POWER ENGINEERING			19. MEL803	PROJECT-II							
-----												
14281552	JADHAV RHISHIKESH SHRIDHAR RAJESHREE											
		60	57	45	62	35	21	23	40			
		13	17	15	13	11	23	21	83	P		539
		73	74	60	75	46	44	44	123			
		4 B	8 32	4 B 8 32	4 C 7 28	4 A 9 36	3 E 5 15	1 O 10 10	1 O 10 10	6 O 10 60	27 223	8.26
		SGPI: SEM-I: 7.70 ; SEM-II: 8.26 ; SEM-III: 8.50 ; SEM-IV: 8.88 ; SEM-V: 9.59 ; SEM-VI: 9.64 ; SEM-VII: 8.60 ; CGPI: 8.67										
		CREDITS: SEM-I: 27.0 ; SEM-II: 27.0 ; SEM-III: 26.0 ; SEM-IV: 26.0 ; SEM-V: 27.0 ; SEM-VI: 25.0 ; SEM-VII: 25.0										
		MARKS: SEM-I:526/750; SEM-II:571/750; SEM-III:559/725; SEM-IV:670/825; SEM-V:626/775; SEM-VI:597/725; SEM-VII:522/700; TOTAL: 4610/6000 (76.83%)										
-----												
/- FEMALE, #- 0.229, @- 0.5042/0.5043, *- 0.5045, \$- Carried Forward Grade, ~- Dyslexia, A/ABS- Absent, F- Fails, P- Passes												
RR- Reserved, RLE- Reserve for Lower Examination, RPV- Provisional, RCC- 0.5050, ADC- Admission Cancelled												
G:Grade, GP:Grade Point, C:Credits, 腓腓:Sum of Credit Points, 腓G:Sum of Product of Credits & Grades												
SGPI:Semester Grade Performance Index = 腓G/腓腓, CGPI:Cumulative Grade Performance Index												
% Marks : 80 and Above 75-79.99 70-74.99 60-69.99 50-59.99 45-49.99 40-44.99 Less Than 40												
Grade / Gr. Pt. : O / 10 A / 9 B / 8 C / 7 D / 6 E / 5 P / 4 F / 0												

SEAT_NO	NAME	<Course-I> Th(80/32) In(20/08) Total C G GP C*G	<Course-II> Th(80/32) In(20/08) Total C G GP C*G	<Course-III> Th(80/32) In(20/08) Total C G GP C*G	<Course-IV> Th(80/32) In(20/08) Total C G GP C*G	<Course-V> Th(80/32) In(20/08) Total C G GP C*G	> <Course-VI> Tw(25/10) Pr/Or(25/10) Total C G GP C*G	<Course-VII> Tw(25/10) Pr/Or(25/10) Total C G GP C*G	<Course-VIII> Tw(50/20) Pr/Or(100/40) Total C G GP C*G	RESULT	REMARK	TOTAL MARKS OUT OF 750								
01. MEC801	DESIGN OF MECH. SYSTEMS			02. MEC802	INDUSTRIAL ENGG. & MGMT.		03. MEC803	POWER ENGINEERING												
04. MEDLO8041	POWER PLANT ENGINEERING			16. ILO8029	ENVIRONMENTAL MANAGEMENT		17. MEL801	DESIGN OF MECH. SYSTEMS												
18. MEL802	POWER ENGINEERING			19. MEL803	PROJECT-II															
-----																				
14281553	KARMOKAR SNEHASHISH VISHNU PADMA																			
		51	51	58	67	54	21	21	42											
		18	16	17	16	14	24	22	91	P		583								
		69	67	75	83	68	45	43	133											
		4 C	7 28	4 C	7 28	4 A	9 36	4 O	10 40	3 C	7 21	1 O	10 10	1 O	10 10	6 O	10 60	27	233	8.63
		SGPI: SEM-I: 9.00 ; SEM-II: 8.74 ; SEM-III:10.00 ; SEM-IV: 9.85 ; SEM-V: 9.04 ; SEM-VI: 9.52 ; SEM-VII: 9.20 ; CGPI: 9.24																		
		CREDITS: SEM-I: 27.0 ; SEM-II: 27.0 ; SEM-III: 26.0 ; SEM-IV: 26.0 ; SEM-V: 27.0 ; SEM-VI: 25.0 ; SEM-VII: 25.0																		
		MARKS: SEM-I:606/750; SEM-II:589/750; SEM-III:631/725; SEM-IV:710/825; SEM-V:612/775; SEM-VI:602/725; SEM-VII:564/700; TOTAL: 4897/6000 (81.62%)																		
-----																				
01. MEC801	DESIGN OF MECH. SYSTEMS			02. MEC802	INDUSTRIAL ENGG. & MGMT.		03. MEC803	POWER ENGINEERING												
06. MEDLO8043	RENEWABLE ENERGY SYSTEMS			08. ILO8021	PROJECT MANAGEMENT		17. MEL801	DESIGN OF MECH. SYSTEMS												
18. MEL802	POWER ENGINEERING			19. MEL803	PROJECT-II															
-----																				
14281554	BAROLE VIREN AJAY MANISHA																			
		46	55	42	41	55	18	22	39											
		9	16	11	13	17	20	21	82	P		507								
		55	71	53	54	72	38	43	121											
		4 D	6 24	4 B	8 32	4 D	6 24	4 D	6 24	3 B	8 24	1 A	9 9	1 O	10 10	6 O	10 60	27	207	7.67
		SGPI: SEM-I: 5.48 ; SEM-II: 5.22 ; SEM-III: 6.27 ; SEM-IV: 6.42 ; SEM-V: 8.70 ; SEM-VI: 9.12 ; SEM-VII: 8.60 ; CGPI: 7.16																		
		CREDITS: SEM-I: 27.0 ; SEM-II: 27.0 ; SEM-III: 26.0 ; SEM-IV: 26.0 ; SEM-V: 27.0 ; SEM-VI: 25.0 ; SEM-VII: 25.0																		
		MARKS: SEM-I:401/750; SEM-II:381/750; SEM-III:426/725; SEM-IV:490/825; SEM-V:599/775; SEM-VI:562/725; SEM-VII:517/700; TOTAL: 3883/6000 (64.72%)																		
-----																				
14281555	BHOIR HARDIK KANTILAL JWALA																			
		54	44	52	60	47	19	22	43											
		10	15	15	14	12	22	20	93	P		542								
		64	59	67	74	59	41	42	136											
		4 C	7 28	4 D	6 24	4 C	7 28	4 B	8 32	3 D	6 18	1 O	10 10	1 O	10 10	6 O	10 60	27	210	7.78
		SGPI: SEM-I: 7.20 ; SEM-II: 7.11 ; SEM-III: 7.27 ; SEM-IV: 8.00 ; SEM-V: 9.74 ; SEM-VI: 9.80 ; SEM-VII: 8.64 ; CGPI: 8.18																		
		CREDITS: SEM-I: 27.0 ; SEM-II: 27.0 ; SEM-III: 26.0 ; SEM-IV: 26.0 ; SEM-V: 27.0 ; SEM-VI: 25.0 ; SEM-VII: 25.0																		
		MARKS: SEM-I:499/750; SEM-II:475/750; SEM-III:475/725; SEM-IV:603/825; SEM-V:660/775; SEM-VI:608/725; SEM-VII:535/700; TOTAL: 4397/6000 (73.28%)																		
-----																				
/- FEMALE, #- 0.229, @- 0.5042/0.5043, *- 0.5045, \$- Carried Forward Grade, ~- Dyslexia, A/ABS- Absent, F- Fails, P- Passes																				
RR- Reserved, RLE- Reserve for Lower Examination, RPV- Provisional, RCC- 0.5050, ADC- Admission Cancelled																				
G:Grade, GP:Grade Point, C:Credits, 腓:Sum of Credit Points, 腓G:Sum of Product of Credits & Grades																				
SGPI:Semester Grade Performance Index = 腓G/腓, CGPI:Cumulative Grade Performance Index																				
% Marks : 80 and Above 75-79.99 70-74.99 60-69.99 50-59.99 45-49.99 40-44.99 Less Than 40																				
Grade / Gr. Pt. : O / 10 A / 9 B / 8 C / 7 D / 6 E / 5 P / 4 F / 0																				



SEAT_NO	NAME	<Course-I> Th(80/32) In(20/08) Total C G GP C*G	<Course-II> Th(80/32) In(20/08) Total C G GP C*G	<Course-III> Th(80/32) In(20/08) Total C G GP C*G	<Course-IV> Th(80/32) In(20/08) Total C G GP C*G	<Course-V> Th(80/32) In(20/08) Total C G GP C*G	> <Course-VI> Tw(25/10) Pr/Or(25/10) Total C G GP C*G	<Course-VII> Tw(25/10) Pr/Or(25/10) Total C G GP C*G	<Course-VIII> Tw(50/20) Pr/Or(100/40) Total C G GP C*G	RESULT	REMARK	TOTAL MARKS OUT OF 750								
01.	MEC801		DESIGN OF MECH. SYSTEMS	02.	MEC802	INDUSTRIAL ENGG. & MGMT.	03.	MEC803	POWER ENGINEERING											
06.	MEDLO8043		RENEWABLE ENERGY SYSTEMS	08.	ILO8021	PROJECT MANAGEMENT	17.	MEL801	DESIGN OF MECH. SYSTEMS											
18.	MEL802		POWER ENGINEERING	19.	MEL803	PROJECT-II														
14281556	BORSE ASHISH RAMU SUMITRA																			
		67	61	59	59	59	18	21	43											
		12	16	16	18	17	24	21	92	P		603								
		79	77	75	77	76	42	42	135											
		4 A	9 36	4 A	9 36	4 A	9 36	3 A	9 27	1 O	10 10	1 O	10 10	6 O	10 60	27	251	9.30		
		SGPI: SEM-I: 9.00 ; SEM-II: 8.85 ; SEM-III: 8.73 ; SEM-IV: 9.38 ; SEM-V: 9.93 ; SEM-VI:10.00 ; SEM-VII:10.00 ;										CGPI: 9.39								
		CREDITS: SEM-I: 27.0 ; SEM-II: 27.0 ; SEM-III: 26.0 ; SEM-IV: 26.0 ; SEM-V: 27.0 ; SEM-VI: 25.0 ; SEM-VII: 25.0																		
		MARKS: SEM-I:577/750; SEM-II:576/750; SEM-III:561/725; SEM-IV:675/825; SEM-V:677/775; SEM-VI:645/725; SEM-VII:580/700;										TOTAL: 4894/6000 (81.57%)								
14281557	CHAUHAN DEVANG MANSUKHLAL RASILA																			
		49	67	56	69	57	22	23	44											
		17	18	20	17	18	21	21	92	P		611								
		66	85	76	86	75	43	44	136											
		4 C	7 28	4 O	10 40	4 A	9 36	4 O	10 40	3 A	9 27	1 O	10 10	1 O	10 10	6 O	10 60	27	251	9.30
		(DIPLOMA STUDENT) SGPI: SEM-III: 8.92 ; SEM-IV: 9.85 ; SEM-V:10.00 ; SEM-VI:10.00 ; SEM-VII:10.00 ;										CGPI: 9.67								
		CREDITS: SEM-III: 26.0 ; SEM-IV: 26.0 ; SEM-V: 27.0 ; SEM-VI: 25.0 ; SEM-VII: 25.0																		
		MARKS: SEM-III:578/725; SEM-IV:702/825; SEM-V:699/775; SEM-VI:631/725; SEM-VII:592/700;										TOTAL: 3813/4500 (84.73%)								
14281558	CHAVAN KARAN JAYSING MANGALA																			
		43	44	47	35	39	16	20	40											
		9	11	9	11	11	15	20	80	P		450								
		52	55	56	46	50	31	40	120											
		4 D	6 24	4 D	6 24	4 D	6 24	4 E	5 20	3 D	6 18	1 C	7 7	1 O	10 10	6 O	10 60	27	187	6.93
		SGPI: SEM-I: 6.35 ; SEM-II: 5.28 ; SEM-III: 7.96 ; SEM-IV: 6.88 ; SEM-V: 9.11 ; SEM-VI: 9.32 ; SEM-VII: 8.72 ;										CGPI: 7.54								
		CREDITS: SEM-I: 27.0 ; SEM-II: 27.0 ; SEM-III: 26.0 ; SEM-IV: 26.0 ; SEM-V: 27.0 ; SEM-VI: 25.0 ; SEM-VII: 25.0																		
		MARKS: SEM-I:445/750; SEM-II:383/750; SEM-III:493/725; SEM-IV:504/825; SEM-V:617/775; SEM-VI:565/725; SEM-VII:535/700;										TOTAL: 3992/6000 (66.53%)								
/- FEMALE, #- 0.229, @- 0.5042/0.5043, *- 0.5045, \$- Carried Forward Grade, -- Dyslexia, A/ABS- Absent, F- Fails, P- Passes																				
RR- Reserved, RLE- Reserve for Lower Examination, RPV- Provisional, RCC- 0.5050, ADC- Admission Cancelled																				
G:Grade, GP:Grade Point, C:Credits, 腓腓:Sum of Credit Points, 腓G:Sum of Product of Credits & Grades																				
SGPI:Semester Grade Performance Index = 腓G/腓, CGPI:Cumulative Grade Performance Index																				
% Marks : 80 and Above 75-79.99 70-74.99 60-69.99 50-59.99 45-49.99 40-44.99 Less Than 40																				
Grade / Gr. Pt. : O / 10 A / 9 B / 8 C / 7 D / 6 E / 5 P / 4 F / 0																				

SEAT_NO	NAME	<Course-I> Th(80/32) In(20/08) Total C G GP C*G	<Course-II> Th(80/32) In(20/08) Total C G GP C*G	<Course-III> Th(80/32) In(20/08) Total C G GP C*G	<Course-IV> Th(80/32) In(20/08) Total C G GP C*G	<Course-V> Th(80/32) In(20/08) Total C G GP C*G	> <Course-VI> Tw(25/10) Pr/Or(25/10) Total C G GP C*G	<Course-VII> Tw(25/10) Pr/Or(25/10) Total C G GP C*G	<Course-VIII> Tw(50/20) Pr/Or(100/40) Total C G GP C*G	RESULT	REMARK	TOTAL MARKS OUT OF 750
01. MEC801	DESIGN OF MECH. SYSTEMS			02. MEC802	INDUSTRIAL ENGG. & MGMT.		03. MEC803	POWER ENGINEERING				
06. MEDLO8043	RENEWABLE ENERGY SYSTEMS			08. ILO8021	PROJECT MANAGEMENT		17. MEL801	DESIGN OF MECH. SYSTEMS				
18. MEL802	POWER ENGINEERING			19. MEL803	PROJECT-II							
14281559	DAS DEBASHISH RANJAN DEEPTI											
		43	50	44	69	60	18	22	40			
		16	14	11	13	15	23	21	82	P		541
		59	64	55	82	75	41	43	122			
		4 D	6 24	4 C 7 28	4 D 6 24	4 O 10 40	3 A 9 27	1 O 10 10	1 O 10 10	6 O 10 60	27 223	8.26
		SGPI: SEM-I: 6.70 ; SEM-II: 6.70 ; SEM-III: 5.88 ; SEM-IV: 6.69 ; SEM-V: 9.44 ; SEM-VI: 9.96 ; SEM-VII: 9.84 ; CGPI: 7.91										
		CREDITS: SEM-I: 27.0 ; SEM-II: 27.0 ; SEM-III: 26.0 ; SEM-IV: 26.0 ; SEM-V: 27.0 ; SEM-VI: 25.0 ; SEM-VII: 25.0										
		MARKS: SEM-I:464/750; SEM-II:464/750; SEM-III:406/725; SEM-IV:512/825; SEM-V:630/775; SEM-VI:629/725; SEM-VII:585/700; TOTAL: 4231/6000 (70.52%)										
14281560	DESAI DEVANSH SAGAR KAVITA											
		54	55	40	68	50	16	21	41			
		10	15	11	11	13	22	20	83	P		530
		64	70	51	79	63	38	41	124			
		4 C	7 28	4 B 8 32	4 D 6 24	4 A 9 36	3 C 7 21	1 A 9 9	1 O 10 10	6 O 10 60	27 220	8.15
		SGPI: SEM-I: 6.33 ; SEM-II: 6.02 ; SEM-III: 7.88 ; SEM-IV: 6.00 ; SEM-V: 9.41 ; SEM-VI: 9.40 ; SEM-VII: 8.80 ; CGPI: 7.73 @0.02										
		CREDITS: SEM-I: 27.0 ; SEM-II: 27.0 ; SEM-III: 26.0 ; SEM-IV: 26.0 ; SEM-V: 27.0 ; SEM-VI: 25.0 ; SEM-VII: 25.0										
		MARKS: SEM-I:427/750; SEM-II:412/750; SEM-III:502/725; SEM-IV:442/825; SEM-V:621/775; SEM-VI:587/725; SEM-VII:520/700; TOTAL: 4041/6000 (67.35%)										
14281561	/GAVLI ANKITA SURESH SHREYA											
		46	56	53	67	59	19	22	41			
		12	18	12	16	16	19	19	89	P		564
		58	74	65	83	75	38	41	130			
		4 D	6 24	4 B 8 32	4 C 7 28	4 O 10 40	3 A 9 27	1 A 9 9	1 O 10 10	6 O 10 60	27 230	8.52
	(DIPLOMA STUDENT)	SGPI: SEM-III: 7.19 ; SEM-IV: 7.19 ; SEM-V: 9.78 ; SEM-VI: 9.80 ; SEM-VII: 9.52 ; CGPI: 8.66										
		CREDITS: SEM-III: 26.0 ; SEM-IV: 26.0 ; SEM-V: 27.0 ; SEM-VI: 25.0 ; SEM-VII: 25.0										
		MARKS: SEM-III:477/725; SEM-IV:563/825; SEM-V:670/775; SEM-VI:605/725; SEM-VII:568/700; TOTAL: 3447/4500 (76.60%)										
/- FEMALE, #- 0.229, @- 0.5042/0.5043, *- 0.5045, \$- Carried Forward Grade, -- Dyslexia, A/ABS- Absent, F- Fails, P- Passes												
RR- Reserved, RLE- Reserve for Lower Examination, RPV- Provisional, RCC- 0.5050, ADC- Admission Cancelled												
G:Grade, GP:Grade Point, C:Credits, 腩腩:Sum of Credit Points, 腩腩G:Sum of Product of Credits & Grades												
SGPI:Semester Grade Performance Index = 腩腩G/腩腩, CGPI:Cumulative Grade Performance Index												
% Marks : 80 and Above 75-79.99 70-74.99 60-69.99 50-59.99 45-49.99 40-44.99 Less Than 40												
Grade / Gr. Pt. : O / 10 A / 9 B / 8 C / 7 D / 6 E / 5 F / 4												



SEAT_NO	NAME	<Course-I> Th(80/32) In(20/08) Total C G GP C*G	<Course-II> Th(80/32) In(20/08) Total C G GP C*G	<Course-III> Th(80/32) In(20/08) Total C G GP C*G	<Course-IV> Th(80/32) In(20/08) Total C G GP C*G	<Course-V> Th(80/32) In(20/08) Total C G GP C*G	> <Course-VI> Tw(25/10) Pr/Or(25/10) Total C G GP C*G	<Course-VII> Tw(25/10) Pr/Or(25/10) Total C G GP C*G	<Course-VIII> Tw(50/20) Pr/Or(100/40) Total C G GP C*G	RESULT	REMARK	TOTAL MARKS OUT OF 750
01. MEC801	DESIGN OF MECH. SYSTEMS			02. MEC802	INDUSTRIAL ENGG. & MGMT.			03. MEC803	POWER ENGINEERING			
06. MEDLO8043	RENEWABLE ENERGY SYSTEMS			08. ILO8021	PROJECT MANAGEMENT			17. MEL801	DESIGN OF MECH. SYSTEMS			
18. MEL802	POWER ENGINEERING			19. MEL803	PROJECT-II							
-----												
14281565 /KALE CHHAYA NARAYAN SINDHU												
49	59	44	67	57	19	21	42					
12	17	9	12	15	18	18	90		P			549
61	76	53	79	72	37	39	132					
4 C	7 28	4 A 9 36	4 D 6 24	4 A 9 36	3 B 8 24	1 B 8 8	1 A 9 9	6 O 10 60	27	225	8.33	
SGPI: SEM-I: 7.44 ; SEM-II: 7.06 ; SEM-III: 7.50 ; SEM-IV: 7.42 ; SEM-V: 9.52 ; SEM-VI: 9.60 ; SEM-VII: 8.84 ; CGPI: 8.20												
CREDITS: SEM-I: 27.0 ; SEM-II: 27.0 ; SEM-III: 26.0 ; SEM-IV: 26.0 ; SEM-V: 27.0 ; SEM-VI: 25.0 ; SEM-VII: 25.0												
MARKS: SEM-I:506/750; SEM-II:497/750; SEM-III:490/725; SEM-IV:563/825; SEM-V:644/775; SEM-VI:577/725; SEM-VII:527/700; TOTAL: 4353/6000 (72.55%)												
-----												
14281566 MASAL MAHESH BALU PUSHPA												
42	56	49	64	53	18	21	40					
12	17	13	13	16	21	22	75		P			532
54	73	62	77	69	39	43	115					
4 D	6 24	4 B 8 32	4 C 7 28	4 A 9 36	3 C 7 21	1 A 9 9	1 O 10 10	6 A 9 54	27	214	7.93	
(DIPLOMA STUDENT)												
SGPI: SEM-III: 6.81 ; SEM-IV: 6.77 ; SEM-V: 9.81 ; SEM-VI: 9.72 ; SEM-VII: 9.36 ; CGPI: 8.39												
CREDITS: SEM-III: 26.0 ; SEM-IV: 26.0 ; SEM-V: 27.0 ; SEM-VI: 25.0 ; SEM-VII: 25.0												
MARKS: SEM-III:449/725; SEM-IV:529/825; SEM-V:653/775; SEM-VI:586/725; SEM-VII:559/700; TOTAL: 3308/4500 (73.51%)												
-----												
14281567 /MURKAR VAIBHAVI DEEPAK SUNANDA												
55	50	42	50	48	18	22	40					
9	17	12	13	17	23	21	78		P			515
64	67	54	63	65	41	43	118					
4 C	7 28	4 C 7 28	4 D 6 24	4 C 7 28	3 C 7 21	1 O 10 10	1 O 10 10	6 A 9 54	27	203	7.52	
SGPI: SEM-I: 6.85 ; SEM-II: 6.09 ; SEM-III: 6.35 ; SEM-IV: 6.88 ; SEM-V: 9.52 ; SEM-VI:10.00 ; SEM-VII: 9.60 ; CGPI: 7.83												
CREDITS: SEM-I: 27.0 ; SEM-II: 27.0 ; SEM-III: 26.0 ; SEM-IV: 26.0 ; SEM-V: 27.0 ; SEM-VI: 25.0 ; SEM-VII: 25.0												
MARKS: SEM-I:486/750; SEM-II:413/750; SEM-III:419/725; SEM-IV:536/825; SEM-V:665/775; SEM-VI:623/725; SEM-VII:565/700; TOTAL: 4222/6000 (70.37%)												
-----												
/- FEMALE, #- 0.229, @- 0.5042/0.5043, *- 0.5045, \$- Carried Forward Grade, -- Dyslexia, A/ABS- Absent, F- Fails, P- Passes												
RR- Reserved, RLE- Reserve for Lower Examination, RPV- Provisional, RCC- 0.5050, ADC- Admission Cancelled												
G:Grade, GP:Grade Point, C:Credits, 腓:Sum of Credit Points, 腓G:Sum of Product of Credits & Grades												
SGPI:Semester Grade Performance Index = 腓G/腓, CGPI:Cumulative Grade Performance Index												
% Marks : 80 and Above 75-79.99 70-74.99 60-69.99 50-59.99 45-49.99 40-44.99 Less Than 40												
Grade / Gr. Pt. : O / 10 A / 9 B / 8 C / 7 D / 6 E / 5 F / 4												

SEAT_NO	NAME	<Course-I> Th(80/32) In(20/08) Total C G GP C*G	<Course-II> Th(80/32) In(20/08) Total C G GP C*G	<Course-III> Th(80/32) In(20/08) Total C G GP C*G	<Course-IV> Th(80/32) In(20/08) Total C G GP C*G	<Course-V> Th(80/32) In(20/08) Total C G GP C*G	> <Course-VI> Tw(25/10) Pr/Or(25/10) Total C G GP C*G	<Course-VII> Tw(25/10) Pr/Or(25/10) Total C G GP C*G	<Course-VIII> Tw(50/20) Pr/Or(100/40) Total C G GP C*G	RESULT	REMARK	TOTAL MARKS OUT OF 750
01. MEC801	DESIGN OF MECH. SYSTEMS			02. MEC802	INDUSTRIAL ENGG. & MGMT.			03. MEC803	POWER ENGINEERING			
06. MEDLO8043	RENEWABLE ENERGY SYSTEMS			08. ILO8021	PROJECT MANAGEMENT			17. MEL801	DESIGN OF MECH. SYSTEMS			
18. MEL802	POWER ENGINEERING			19. MEL803	PROJECT-II							
14281568	NAIK AVISHKAR ARUN ANAGHA											
		53	49	36	44	70	18	20	39			
		11	17	14	14	16	22	22	88	P		533
		64	66	50	58	86	40	42	127			
		4 C 7 28	4 C 7 28	4 D 6 24	4 D 6 24	3 O 10 30	1 O 10 10	1 O 10 10	6 O 10 60	27 214	7.93	
		SGPI: SEM-I: 7.96 ; SEM-II: 7.63 ; SEM-III: 7.38 ; SEM-IV: 8.35 ; SEM-V:10.00 ; SEM-VI: 9.64 ; SEM-VII: 9.04 ; CGPI: 8.48										
		CREDITS: SEM-I: 27.0 ; SEM-II: 27.0 ; SEM-III: 26.0 ; SEM-IV: 26.0 ; SEM-V: 27.0 ; SEM-VI: 25.0 ; SEM-VII: 25.0										
		MARKS: SEM-I:541/750; SEM-II:526/750; SEM-III:495/725; SEM-IV:616/825; SEM-V:667/775; SEM-VI:599/725; SEM-VII:557/700; TOTAL: 4534/6000 (75.57%)										
14281569	NAIK SIDHANTH KUSHALCHANDRA CHANDRA											
		44	52	39	40	51	18	19	41			
		11	15	11	13	15	21	22	92	P		504
		55	67	50	53	66	39	41	133			
		4 D 6 24	4 C 7 28	4 D 6 24	4 D 6 24	3 C 7 21	1 A 9 9	1 O 10 10	6 O 10 60	27 200	7.41	
		SGPI: SEM-I: 8.19 ; SEM-II: 8.96 ; SEM-III: 7.81 ; SEM-IV: 8.50 ; SEM-V: 9.70 ; SEM-VI: 9.32 ; SEM-VII: 8.56 ; CGPI: 8.55										
		CREDITS: SEM-I: 27.0 ; SEM-II: 27.0 ; SEM-III: 26.0 ; SEM-IV: 26.0 ; SEM-V: 27.0 ; SEM-VI: 25.0 ; SEM-VII: 25.0										
		MARKS: SEM-I:569/750; SEM-II:586/750; SEM-III:523/725; SEM-IV:625/825; SEM-V:646/775; SEM-VI:586/725; SEM-VII:532/700; TOTAL: 4571/6000 (76.18%)										
14281570	NERURKAR SIDDHESH SUNIL SMITA											
		54	56	41	55	35	15	20	43			
		12	15	11	12	14	20	22	94	P		519
		66	71	52	67	49	35	42	137			
		4 C 7 28	4 B 8 32	4 D 6 24	4 C 7 28	3 E 5 15	1 B 8 8	1 O 10 10	6 O 10 60	27 205	7.59	
		SGPI: SEM-I: 8.22 ; SEM-II: 7.81 ; SEM-III: 8.54 ; SEM-IV: 8.08 ; SEM-V: 9.19 ; SEM-VI: 8.92 ; SEM-VII: 8.64 ; CGPI: 8.37										
		CREDITS: SEM-I: 27.0 ; SEM-II: 27.0 ; SEM-III: 26.0 ; SEM-IV: 26.0 ; SEM-V: 27.0 ; SEM-VI: 25.0 ; SEM-VII: 25.0										
		MARKS: SEM-I:558/750; SEM-II:534/750; SEM-III:557/725; SEM-IV:623/825; SEM-V:631/775; SEM-VI:561/725; SEM-VII:522/700; TOTAL: 4505/6000 (75.08%)										
/- FEMALE, #- 0.229, @- 0.5042/0.5043, *- 0.5045, \$- Carried Forward Grade, -- Dyslexia, A/ABS- Absent, F- Fails, P- Passes												
RR- Reserved, RLE- Reserve for Lower Examination, RPV- Provisional, RCC- 0.5050, ADC- Admission Cancelled												
G:Grade, GP:Grade Point, C:Credits, 腓:Sum of Credit Points, 腓G:Sum of Product of Credits & Grades												
SGPI:Semester Grade Performance Index = 腓G/腓, CGPI:Cumulative Grade Performance Index												
% Marks : 80 and Above 75-79.99 70-74.99 60-69.99 50-59.99 45-49.99 40-44.99 Less Than 40												
Grade / Gr. Pt. : O / 10 A / 9 B / 8 C / 7 D / 6 E / 5 P / 4 F / 0												

SEAT_NO	NAME	<Course-I> Th(80/32) In(20/08) Total C G GP C*G	<Course-II> Th(80/32) In(20/08) Total C G GP C*G	<Course-III> Th(80/32) In(20/08) Total C G GP C*G	<Course-IV> Th(80/32) In(20/08) Total C G GP C*G	<Course-V> Th(80/32) In(20/08) Total C G GP C*G	> <Course-VI> Tw(25/10) Pr/Or(25/10) Total C G GP C*G	<Course-VII> Tw(25/10) Pr/Or(25/10) Total C G GP C*G	<Course-VIII> Tw(50/20) Pr/Or(100/40) Total C G GP C*G	RESULT	REMARK	TOTAL MARKS OUT OF 750
01. MEC801	DESIGN OF MECH. SYSTEMS			02. MEC802	INDUSTRIAL ENGG. & MGMT.			03. MEC803	POWER ENGINEERING			
06. MEDLO8043	RENEWABLE ENERGY SYSTEMS			08. ILO8021	PROJECT MANAGEMENT			17. MEL801	DESIGN OF MECH. SYSTEMS			
18. MEL802	POWER ENGINEERING			19. MEL803	PROJECT-II							
14281571	PATIL DEVENDRA CHAMPALAL RAGINI											
44	39	38	66	36	15	17	37					
8	11	8	9	10	20	16	79		P			453
52	50	46	75	46	35	33	116					
4 D	6 24	4 D 6 24	4 E 5 20	4 A 9 36	3 E 5 15	1 B 8 8	1 C 7 7	6 A 9 54	27 188	6.96		
SGPI: SEM-I: 4.81 ; SEM-II: 6.04 ; SEM-III: 6.85 ; SEM-IV: 6.23 ; SEM-V: 9.37 ; SEM-VI: 8.60 ; SEM-VII: 8.56 ; CGPI: 7.16												
CREDITS: SEM-I: 27.0 ; SEM-II: 27.0 ; SEM-III: 26.0 ; SEM-IV: 26.0 ; SEM-V: 27.0 ; SEM-VI: 25.0 ; SEM-VII: 25.0												
MARKS: SEM-I:360/750; SEM-II:419/750; SEM-III:425/725; SEM-IV:460/825; SEM-V:632/775; SEM-VI:538/725; SEM-VII:522/700; TOTAL: 3809/6000 (63.48%)												
14281572	PATIL ROHIT RAJU LATA											
54	59	57	68	59	23	23	41					
15	17	12	18	16	23	20	91		P			596
69	76	69	86	75	46	43	132					
4 C	7 28	4 A 9 36	4 C 7 28	4 O 10 40	3 A 9 27	1 O 10 10	1 O 10 10	6 O 10 60	27 239	8.85		
SGPI: SEM-I: 5.89 ; SEM-II: 6.94 ; SEM-III: 7.54 ; SEM-IV: 8.50 ; SEM-V: 8.93 ; SEM-VI: 9.68 ; SEM-VII: 8.76 ; CGPI: 8.12												
CREDITS: SEM-I: 27.0 ; SEM-II: 27.0 ; SEM-III: 26.0 ; SEM-IV: 26.0 ; SEM-V: 27.0 ; SEM-VI: 25.0 ; SEM-VII: 25.0												
MARKS: SEM-I:422/750; SEM-II:475/750; SEM-III:503/725; SEM-IV:636/825; SEM-V:601/775; SEM-VI:598/725; SEM-VII:526/700; TOTAL: 4357/6000 (72.62%)												
14281573	PAWAR GANESH SITARAM ANJU											
35	54	32	53	59	22	22	40					
11	14	12	13	15	21	19	80		P			502
46	68	44	66	74	43	41	120					
4 E	5 20	4 C 7 28	4 P 4 16	4 C 7 28	3 B 8 24	1 O 10 10	1 O 10 10	6 O 10 60	27 196	7.26		
SGPI: SEM-I: 5.35 ; SEM-II: 5.89 ; SEM-III: 5.54 ; SEM-IV: 5.14 ; SEM-V: 6.56 ; SEM-VI: 6.32 ; SEM-VII: 8.84 ; CGPI: 6.34												
CREDITS: SEM-I: 27.0 ; SEM-II: 27.0 ; SEM-III: 24.0 ; SEM-IV: 28.0 ; SEM-V: 27.0 ; SEM-VI: 28.0 ; SEM-VII: 25.0												
MARKS: SEM-I:398/750; SEM-II:411/750; SEM-III:420/675; SEM-IV:420/825; SEM-V:440/750; SEM-VI:484/825; SEM-VII:525/700; TOTAL: 3600/6025 (59.75%)												
/- FEMALE, #- 0.229, @- 0.5042/0.5043, *- 0.5045, \$- Carried Forward Grade, -- Dyslexia, A/ABS- Absent, F- Fails, P- Passes												
RR- Reserved, RLE- Reserve for Lower Examination, RPV- Provisional, RCC- 0.5050, ADC- Admission Cancelled												
G:Grade, GP:Grade Point, C:Credits, 腓:Sum of Credit Points, 腓G:Sum of Product of Credits & Grades												
SGPI:Semester Grade Performance Index = 腓G/腓, CGPI:Cumulative Grade Performance Index												
% Marks : 80 and Above 75-79.99 70-74.99 60-69.99 50-59.99 45-49.99 40-44.99 Less Than 40												
Grade / Gr. Pt. : O / 10 A / 9 B / 8 C / 7 D / 6 E / 5 F / 4												

SEAT_NO	NAME	<Course-I> Th(80/32) In(20/08) Total C G GP C*G	<Course-II> Th(80/32) In(20/08) Total C G GP C*G	<Course-III> Th(80/32) In(20/08) Total C G GP C*G	<Course-IV> Th(80/32) In(20/08) Total C G GP C*G	<Course-V> Th(80/32) In(20/08) Total C G GP C*G	> <Course-VI> Tw(25/10) Pr/Or(25/10) Total C G GP C*G	<Course-VII> Tw(25/10) Pr/Or(25/10) Total C G GP C*G	<Course-VIII> Tw(50/20) Pr/Or(100/40) Total C G GP C*G	RESULT	REMARK	TOTAL MARKS OUT OF 750
01. MEC801	DESIGN OF MECH. SYSTEMS			02. MEC802	INDUSTRIAL ENGG. & MGMT.		03. MEC803	POWER ENGINEERING				
06. MEDLO8043	RENEWABLE ENERGY SYSTEMS			08. ILO8021	PROJECT MANAGEMENT		17. MEL801	DESIGN OF MECH. SYSTEMS				
18. MEL802	POWER ENGINEERING			19. MEL803	PROJECT-II							
14281574	PRAJAPATI HIRENKUMAR PRAVIN REKHA											
		45	34	47	59	43	22	22	40			
		11	15	10	14	14	23	20	84	P		503
		56	49	57	73	57	45	42	124			
		4 D	6 24	4 E 5 20	4 D 6 24	4 B 8 32	3 D 6 18	1 O 10 10	1 O 10 10	6 O 10 60	27 198	7.33
		SGPI: SEM-I: 7.67 ; SEM-II: 8.33 ; SEM-III: 7.77 ; SEM-IV: 8.00 ; SEM-V: 9.30 ; SEM-VI: 9.60 ; SEM-VII: 8.64 ; CGPI: 8.32										
		CREDITS: SEM-I: 27.0 ; SEM-II: 27.0 ; SEM-III: 26.0 ; SEM-IV: 26.0 ; SEM-V: 27.0 ; SEM-VI: 25.0 ; SEM-VII: 25.0										
		MARKS: SEM-I:531/750; SEM-II:560/750; SEM-III:514/725; SEM-IV:591/825; SEM-V:631/775; SEM-VI:600/725; SEM-VII:532/700; TOTAL: 4462/6000 (74.37%)										
14281575	SAMBARE HARSH RAJENDRA RAJASHRI											
		39	35	33	57	41	16	18	35			
		8	10	9	10	11	19	18	71	P		430
		47	45	42	67	52	35	36	106			
		4 E	5 20	4 E 5 20	4 P 4 16	4 C 7 28	3 D 6 18	1 B 8 8	1 B 8 8	6 B 8 48	27 166	6.15
		SGPI: SEM-I: 5.59 ; SEM-II: 6.04 ; SEM-III: 6.81 ; SEM-IV: 6.69 ; SEM-V: 8.78 ; SEM-VI: 9.12 ; SEM-VII: 8.72 ; CGPI: 7.21										
		CREDITS: SEM-I: 27.0 ; SEM-II: 27.0 ; SEM-III: 26.0 ; SEM-IV: 26.0 ; SEM-V: 27.0 ; SEM-VI: 25.0 ; SEM-VII: 25.0										
		MARKS: SEM-I:392/750; SEM-II:434/750; SEM-III:445/725; SEM-IV:503/825; SEM-V:593/775; SEM-VI:563/725; SEM-VII:523/700; TOTAL: 3883/6000 (64.72%)										
14281576	SHARMA RAGHAV ANAND POOJA											
		46	54	51	39	48	16	22	42			
		16	17	13	17	14	21	22	91	P		529
		62	71	64	56	62	37	44	133			
		4 C	7 28	4 B 8 32	4 C 7 28	4 D 6 24	3 C 7 21	1 B 8 8	1 O 10 10	6 O 10 60	27 211	7.81
		SGPI: SEM-I: 5.89 ; SEM-II: 6.54 ; SEM-III: 6.50 ; SEM-IV: 7.50 ; SEM-V: 9.41 ; SEM-VI: 9.88 ; SEM-VII: 9.60 ; CGPI: 7.86										
		CREDITS: SEM-I: 27.0 ; SEM-II: 27.0 ; SEM-III: 26.0 ; SEM-IV: 26.0 ; SEM-V: 27.0 ; SEM-VI: 25.0 ; SEM-VII: 25.0										
		MARKS: SEM-I:414/750; SEM-II:460/750; SEM-III:428/725; SEM-IV:580/825; SEM-V:636/775; SEM-VI:602/725; SEM-VII:565/700; TOTAL: 4214/6000 (70.23%)										
/- FEMALE, #- 0.229, @- 0.5042/0.5043, *- 0.5045, \$- Carried Forward Grade, -- Dyslexia, A/ABS- Absent, F- Fails, P- Passes												
RR- Reserved, RLE- Reserve for Lower Examination, RPV- Provisional, RCC- 0.5050, ADC- Admission Cancelled												
G:Grade, GP:Grade Point, C:Credits, 腓:Sum of Credit Points, 腓G:Sum of Product of Credits & Grades												
SGPI:Semester Grade Performance Index = 腓G/腓, CGPI:Cumulative Grade Performance Index												
% Marks : 80 and Above 75-79.99 70-74.99 60-69.99 50-59.99 45-49.99 40-44.99 Less Than 40												
Grade / Gr. Pt. : O / 10 A / 9 B / 8 C / 7 D / 6 E / 5 P / 4 F / 0												





SEAT_NO	NAME	<Course-I> Th(80/32) In(20/08) Total C G GP C*G	<Course-II> Th(80/32) In(20/08) Total C G GP C*G	<Course-III> Th(80/32) In(20/08) Total C G GP C*G	<Course-IV> Th(80/32) In(20/08) Total C G GP C*G	<Course-V> Th(80/32) In(20/08) Total C G GP C*G	> <Course-VI> Tw(25/10) Pr/Or(25/10) Total C G GP C*G	<Course-VII> Tw(25/10) Pr/Or(25/10) Total C G GP C*G	<Course-VIII> Tw(50/20) Pr/Or(100/40) Total C G GP C*G	RESULT	REMARK	TOTAL MARKS OUT OF 750
01. MEC801	DESIGN OF MECH. SYSTEMS			02. MEC802	INDUSTRIAL ENGG. & MGMT.		03. MEC803	POWER ENGINEERING				
06. MEDLO8043	RENEWABLE ENERGY SYSTEMS			12. ILO8025	PROFESSIONAL ETHICS & CSR		17. MEL801	DESIGN OF MECH. SYSTEMS				
18. MEL802	POWER ENGINEERING			19. MEL803	PROJECT-II							
14281580	BARI VINIT KAMALAKAR RAJESHRI											
		42	47	37	53	35	15	20	38			
		13	14	11	8	9	15	18	74	P		449
		55	61	48	61	44	30	38	112			
		4 D	6 24	4 C 7 28	4 E 5 20	4 C 7 28	3 P 4 12	1 C 7 7	1 A 9 9	6 B 8 48	27 176	6.52
		SGPI: SEM-I: 5.89 ; SEM-II: 6.15 ; SEM-III: 6.81 ; SEM-IV: 6.50 ; SEM-V: 8.63 ; SEM-VI: 8.68 ; SEM-VII: 8.40 ; CGPI: 7.18										
		CREDITS: SEM-I: 27.0 ; SEM-II: 27.0 ; SEM-III: 26.0 ; SEM-IV: 26.0 ; SEM-V: 27.0 ; SEM-VI: 25.0 ; SEM-VII: 25.0										
		MARKS: SEM-I:425/750; SEM-II:436/750; SEM-III:443/725; SEM-IV:495/825; SEM-V:595/775; SEM-VI:530/725; SEM-VII:521/700; TOTAL: 3894/6000 (64.90%)										
14281581	DHUM PRAMOD JANA JAYASHRI											
		37	54	39	45	38	15	19	38			
		8	11	8	11	10	19	18	74	P		444
		45	65	47	56	48	34	37	112			
		4 E	5 20	4 C 7 28	4 E 5 20	4 D 6 24	3 E 5 15	1 C 7 7	1 B 8 8	6 B 8 48	27 170	6.30
	(DIPLOMA STUDENT)	SGPI: SEM-III: 7.69 ; SEM-IV: 6.46 ; SEM-V: 8.89 ; SEM-VI: 8.64 ; SEM-VII: 8.04 ; CGPI: 7.66 @0.09										
		CREDITS: SEM-III: 26.0 ; SEM-IV: 26.0 ; SEM-V: 27.0 ; SEM-VI: 25.0 ; SEM-VII: 25.0										
		MARKS: SEM-III:476/725; SEM-IV:488/825; SEM-V:596/775; SEM-VI:530/725; SEM-VII:506/700; TOTAL: 3040/4500 (67.56%)										
14281582	KOLI SHUBHAM DEVIPRASAD MANGALA											
		40	47	43	37	45	15	18	37			
		8	10	8	11	12	15	17	75	P		438
		48	57	51	48	57	30	35	112			
		4 E	5 20	4 D 6 24	4 D 6 24	4 E 5 20	3 D 6 18	1 C 7 7	1 B 8 8	6 B 8 48	27 169	6.26
		SGPI: SEM-I: 5.43 ; SEM-II: 6.04 ; SEM-III: 7.04 ; SEM-IV: 6.85 ; SEM-V: 8.74 ; SEM-VI: 8.44 ; SEM-VII: 7.96 ; CGPI: 7.08										
		CREDITS: SEM-I: 27.0 ; SEM-II: 27.0 ; SEM-III: 26.0 ; SEM-IV: 26.0 ; SEM-V: 27.0 ; SEM-VI: 25.0 ; SEM-VII: 25.0										
		MARKS: SEM-I:406/750; SEM-II:421/750; SEM-III:449/725; SEM-IV:516/825; SEM-V:600/775; SEM-VI:512/725; SEM-VII:500/700; TOTAL: 3842/6000 (64.03%)										
/- FEMALE, #- 0.229, @- 0.5042/0.5043, *- 0.5045, \$- Carried Forward Grade, -- Dyslexia, A/ABS- Absent, F- Fails, P- Passes												
RR- Reserved, RLE- Reserve for Lower Examination, RPV- Provisional, RCC- 0.5050, ADC- Admission Cancelled												
G:Grade, GP:Grade Point, C:Credits, 腓:Sum of Credit Points, 腓G:Sum of Product of Credits & Grades												
SGPI:Semester Grade Performance Index = 腓G/腓, CGPI:Cumulative Grade Performance Index												
% Marks : 80 and Above 75-79.99 70-74.99 60-69.99 50-59.99 45-49.99 40-44.99 Less Than 40												
Grade / Gr. Pt. : O / 10 A / 9 B / 8 C / 7 D / 6 E / 5 F / 4												

SEAT_NO	NAME	<Course-I> Th(80/32) In(20/08) Total C G GP C*G	<Course-II> Th(80/32) In(20/08) Total C G GP C*G	<Course-III> Th(80/32) In(20/08) Total C G GP C*G	<Course-IV> Th(80/32) In(20/08) Total C G GP C*G	<Course-V> Th(80/32) In(20/08) Total C G GP C*G	> <Course-VI> Tw(25/10) Pr/Or(25/10) Total C G GP C*G	<Course-VII> Tw(25/10) Pr/Or(25/10) Total C G GP C*G	<Course-VIII> Tw(50/20) Pr/Or(100/40) Total C G GP C*G	RESULT	REMARK	TOTAL MARKS OUT OF 750
01.	MEC801		DESIGN OF MECH. SYSTEMS	02.	MEC802	INDUSTRIAL ENGG. & MGMT.	03.	MEC803	POWER ENGINEERING			
06.	MEDLO8043		RENEWABLE ENERGY SYSTEMS	12.	ILO8025	PROFESSIONAL ETHICS & CSR	17.	MEL801	DESIGN OF MECH. SYSTEMS			
18.	MEL802		POWER ENGINEERING	19.	MEL803	PROJECT-II						
-----												
14281583	MAKNIKAR PRATIK ASHOK UJWALA											
		56	56	39	57	48	16	21	38			
		9	16	14	11	11	20	22	82	P		516
		65	72	53	68	59	36	43	120			
		4 C	7 28	4 B 8 32	4 D 6 24	4 C 7 28	3 D 6 18	1 B 8 8	1 O 10 10	6 O 10 60	27 208	7.70
		SGPI: SEM-I: 6.59 ; SEM-II: 5.54 ; SEM-III: 7.65 ; SEM-IV: 7.12 ; SEM-V: 9.89 ; SEM-VI: 9.44 ; SEM-VII: 8.92 ; CGPI: 7.84										
		CREDITS: SEM-I: 27.0 ; SEM-II: 27.0 ; SEM-III: 26.0 ; SEM-IV: 26.0 ; SEM-V: 27.0 ; SEM-VI: 25.0 ; SEM-VII: 25.0										
		MARKS: SEM-I:458/750; SEM-II:389/750; SEM-III:492/725; SEM-IV:543/825; SEM-V:651/775; SEM-VI:570/725; SEM-VII:531/700; TOTAL: 4150/6000 (69.17%)										
-----												
14281584	MISHRA VISHWAJEET HEMANT RINTU											
		47	46	32	45	36	16	20	38			
		11	15	9	12	13	20	20	72	P		452
		58	61	41	57	49	36	40	110			
		4 D	6 24	4 C 7 28	4 P 4 16	4 D 6 24	3 E 5 15	1 B 8 8	1 O 10 10	6 B 8 48	27 173	6.41
		SGPI: SEM-I: 6.17 ; SEM-II: 5.93 ; SEM-III: 6.77 ; SEM-IV: 6.65 ; SEM-V: 8.81 ; SEM-VI: 8.52 ; SEM-VII: 7.52 ; CGPI: 7.08										
		CREDITS: SEM-I: 27.0 ; SEM-II: 27.0 ; SEM-III: 26.0 ; SEM-IV: 26.0 ; SEM-V: 27.0 ; SEM-VI: 25.0 ; SEM-VII: 25.0										
		MARKS: SEM-I:441/750; SEM-II:434/750; SEM-III:457/725; SEM-IV:496/825; SEM-V:606/775; SEM-VI:533/725; SEM-VII:482/700; TOTAL: 3901/6000 (65.02%)										
-----												
14281585	PAWAR KIRAN ANKUSH RANJANA											
		47	34	32	51	44	15	19	38			
		8	13	10	9	9	17	17	74	P		437
		55	47	42	60	53	32	36	112			
		4 D	6 24	4 E 5 20	4 P 4 16	4 C 7 28	3 D 6 18	1 C 7 7	1 B 8 8	6 B 8 48	27 169	6.26
		SGPI: SEM-I: 5.07 ; SEM-II: 6.63 ; SEM-III: 6.65 ; SEM-IV: 6.42 ; SEM-V: 9.37 ; SEM-VI: 8.32 ; SEM-VII: 8.28 ; CGPI: 7.11										
		CREDITS: SEM-I: 27.0 ; SEM-II: 27.0 ; SEM-III: 26.0 ; SEM-IV: 26.0 ; SEM-V: 27.0 ; SEM-VI: 25.0 ; SEM-VII: 25.0										
		MARKS: SEM-I:396/750; SEM-II:447/750; SEM-III:424/725; SEM-IV:485/825; SEM-V:627/775; SEM-VI:524/725; SEM-VII:510/700; TOTAL: 3850/6000 (64.17%)										
-----												
/- FEMALE, #- 0.229, @- 0.5042/0.5043, *- 0.5045, \$- Carried Forward Grade, -- Dyslexia, A/ABS- Absent, F- Fails, P- Passes												
RR- Reserved, RLE- Reserve for Lower Examination, RPV- Provisional, RCC- 0.5050, ADC- Admission Cancelled												
G:Grade, GP:Grade Point, C:Credits, 腓:Sum of Credit Points, 腓G:Sum of Product of Credits & Grades												
SGPI:Semester Grade Performance Index = 腓G/腓, CGPI:Cumulative Grade Performance Index												
% Marks : 80 and Above 75-79.99 70-74.99 60-69.99 50-59.99 45-49.99 40-44.99 Less Than 40												
Grade / Gr. Pt. : O / 10 A / 9 B / 8 C / 7 D / 6 E / 5 P / 4 F / 0												

SEAT_NO	NAME	<Course-I> Th(80/32) In(20/08) Total C G GP C*G	<Course-II> Th(80/32) In(20/08) Total C G GP C*G	<Course-III> Th(80/32) In(20/08) Total C G GP C*G	<Course-IV> Th(80/32) In(20/08) Total C G GP C*G	<Course-V> Th(80/32) In(20/08) Total C G GP C*G	> <Course-VI> Tw(25/10) Pr/Or(25/10) Total C G GP C*G	<Course-VII> Tw(25/10) Pr/Or(25/10) Total C G GP C*G	<Course-VIII> Tw(50/20) Pr/Or(100/40) Total C G GP C*G	RESULT	REMARK	TOTAL MARKS OUT OF 750
01. MEC801	DESIGN OF MECH. SYSTEMS			02. MEC802	INDUSTRIAL ENGG. & MGMT.			03. MEC803	POWER ENGINEERING			
06. MEDLO8043	RENEWABLE ENERGY SYSTEMS			12. ILO8025	PROFESSIONAL ETHICS & CSR			17. MEL801	DESIGN OF MECH. SYSTEMS			
18. MEL802	POWER ENGINEERING			19. MEL803	PROJECT-II							
14281586	ROKADE GIRISH ANILRAJ POOJA											
46	59	36	53	40	16	19	36					
8	15	8	15	14	19	19	73		P		476	
54	74	44	68	54	35	38	109					
4 D	6 24	4 B 8 32	4 P 4 16	4 C 7 28	3 D 6 18	1 B 8 8	1 A 9 9	6 B 8 48	27 183	6.78		
SGPI: SEM-I: 5.87 ; SEM-II: 7.48 ; SEM-III: 8.00 ; SEM-IV: 6.96 ; SEM-V: 7.78 ; SEM-VI: 8.24 ; SEM-VII: 7.60 ; CGPI: 7.33												
CREDITS: SEM-I: 27.0 ; SEM-II: 27.0 ; SEM-III: 26.0 ; SEM-IV: 26.0 ; SEM-V: 27.0 ; SEM-VI: 25.0 ; SEM-VII: 25.0												
MARKS: SEM-I:423/750; SEM-II:496/750; SEM-III:497/725; SEM-IV:533/825; SEM-V:551/775; SEM-VI:514/725; SEM-VII:475/700; TOTAL: 3965/6000 (66.08%)												
14281587	SANKHE TANMAY JAYKUMAR JIDNYASA											
44	50	40	48	38	15	19	38					
9	15	10	10	11	21	16	74		P		458	
53	65	50	58	49	36	35	112					
4 D	6 24	4 C 7 28	4 D 6 24	4 D 6 24	3 E 5 15	1 B 8 8	1 B 8 8	6 B 8 48	27 179	6.63		
SGPI: SEM-I: 5.02 ; SEM-II: 6.28 ; SEM-III: 6.35 ; SEM-IV: 6.81 ; SEM-V: 9.00 ; SEM-VI: 8.12 ; SEM-VII: 7.84 ; CGPI: 6.99												
CREDITS: SEM-I: 27.0 ; SEM-II: 27.0 ; SEM-III: 26.0 ; SEM-IV: 26.0 ; SEM-V: 27.0 ; SEM-VI: 25.0 ; SEM-VII: 25.0												
MARKS: SEM-I:374/750; SEM-II:423/750; SEM-III:409/725; SEM-IV:520/825; SEM-V:611/775; SEM-VI:506/725; SEM-VII:491/700; TOTAL: 3792/6000 (63.20%)												
14281588	SHINDE HARSHAL SUBHASH LATA											
45	47	45	51	42	16	20	39					
16	17	10	8	15	15	21	81		P		488	
61	64	55	59	57	31	41	120					
4 C	7 28	4 C 7 28	4 D 6 24	4 D 6 24	3 D 6 18	1 C 7 7	1 O 10 10	6 O 10 60	27 199	7.37		
SGPI: SEM-I: 5.13 ; SEM-II: 5.48 ; SEM-III: 7.65 ; SEM-IV: 6.81 ; SEM-V: 9.30 ; SEM-VI: 9.40 ; SEM-VII: 8.64 ; CGPI: 7.45												
CREDITS: SEM-I: 27.0 ; SEM-II: 27.0 ; SEM-III: 26.0 ; SEM-IV: 26.0 ; SEM-V: 27.0 ; SEM-VI: 25.0 ; SEM-VII: 25.0												
MARKS: SEM-I:375/750; SEM-II:381/750; SEM-III:474/725; SEM-IV:521/825; SEM-V:605/775; SEM-VI:591/725; SEM-VII:533/700; TOTAL: 3968/6000 (66.13%)												
/- FEMALE, #- 0.229, @- 0.5042/0.5043, *- 0.5045, \$- Carried Forward Grade, -- Dyslexia, A/ABS- Absent, F- Fails, P- Passes												
RR- Reserved, RLE- Reserve for Lower Examination, RPV- Provisional, RCC- 0.5050, ADC- Admission Cancelled												
G:Grade, GP:Grade Point, C:Credits, 腓:Sum of Credit Points, 腓G:Sum of Product of Credits & Grades												
SGPI:Semester Grade Performance Index = 腓G/腓, CGPI:Cumulative Grade Performance Index												
% Marks : 80 and Above 75-79.99 70-74.99 60-69.99 50-59.99 45-49.99 40-44.99 Less Than 40												
Grade / Gr. Pt. : O / 10 A / 9 B / 8 C / 7 D / 6 E / 5 F / 4												

SEAT_NO	NAME	<Course-I> Th(80/32) In(20/08) Total C G GP C*G	<Course-II> Th(80/32) In(20/08) Total C G GP C*G	<Course-III> Th(80/32) In(20/08) Total C G GP C*G	<Course-IV> Th(80/32) In(20/08) Total C G GP C*G	<Course-V> Th(80/32) In(20/08) Total C G GP C*G	> <Course-VI> Tw(25/10) Pr/Or(25/10) Total C G GP C*G	<Course-VII> Tw(25/10) Pr/Or(25/10) Total C G GP C*G	<Course-VIII> Tw(50/20) Pr/Or(100/40) Total C G GP C*G	RESULT	REMARK	TOTAL MARKS OUT OF 750
01. MEC801	DESIGN OF MECH. SYSTEMS			02. MEC802	INDUSTRIAL ENGG. & MGMT.			03. MEC803	POWER ENGINEERING			
06. MEDLO8043	RENEWABLE ENERGY SYSTEMS			16. ILO8029	ENVIRONMENTAL MANAGEMENT			17. MEL801	DESIGN OF MECH. SYSTEMS			
18. MEL802	POWER ENGINEERING			19. MEL803	PROJECT-II							
14281589	ATTAR MUAZZAM IRFAN NILOFAR											
		46	54	56	65	47	19	21	40			
		12	16	12	15	11	22	20	76	P		532
		58	70	68	80	58	41	41	116			
		4 D	6 24	4 B 8 32	4 C 7 28	4 O 10 40	3 D 6 18	1 O 10 10	1 O 10 10	6 A 9 54	27 216	8.00
		SGPI: SEM-I: 8.26 ; SEM-II: 6.59 ; SEM-III: 7.46 ; SEM-IV: 6.69 ; SEM-V: 9.74 ; SEM-VI: 9.92 ; SEM-VII: 9.28 ; CGPI: 8.23										
		CREDITS: SEM-I: 27.0 ; SEM-II: 27.0 ; SEM-III: 26.0 ; SEM-IV: 26.0 ; SEM-V: 27.0 ; SEM-VI: 25.0 ; SEM-VII: 25.0										
		MARKS: SEM-I:563/750; SEM-II:447/750; SEM-III:491/725; SEM-IV:508/825; SEM-V:648/775; SEM-VI:621/725; SEM-VII:555/700; TOTAL: 4365/6000 (72.75%)										
14281590	CHURI SALEEL JAYANT SUCHETA											
		54	39	35	43	38	18	21	40			
		16	17	11	15	14	21	20	80	P		482
		70	56	46	58	52	39	41	120			
		4 B	8 32	4 D 6 24	4 E 5 20	4 D 6 24	3 D 6 18	1 A 9 9	1 O 10 10	6 O 10 60	27 197	7.30
		SGPI: SEM-I: 7.11 ; SEM-II: 6.93 ; SEM-III: 6.42 ; SEM-IV: 7.85 ; SEM-V: 9.59 ; SEM-VI: 9.92 ; SEM-VII: 9.08 ; CGPI: 8.01										
		CREDITS: SEM-I: 27.0 ; SEM-II: 27.0 ; SEM-III: 26.0 ; SEM-IV: 26.0 ; SEM-V: 27.0 ; SEM-VI: 25.0 ; SEM-VII: 25.0										
		MARKS: SEM-I:490/750; SEM-II:483/750; SEM-III:430/725; SEM-IV:582/825; SEM-V:641/775; SEM-VI:605/725; SEM-VII:554/700; TOTAL: 4267/6000 (71.12%)										
14281591	DHURU HARSH DINESH SUNITA											
		64	55	52	60	62	22	22	41			
		16	16	16	19	14	24	22	86	P		591
		80	71	68	79	76	46	44	127			
		4 O 10 40	4 B 8 32	4 C 7 28	4 A 9 36	3 A 9 27	1 O 10 10	1 O 10 10	6 O 10 60	27 243	9.00	
		SGPI: SEM-I: 9.11 ; SEM-II: 7.20 ; SEM-III: 8.62 ; SEM-IV: 8.46 ; SEM-V: 9.78 ; SEM-VI: 9.96 ; SEM-VII: 9.20 ; CGPI: 8.91										
		CREDITS: SEM-I: 27.0 ; SEM-II: 27.0 ; SEM-III: 26.0 ; SEM-IV: 26.0 ; SEM-V: 27.0 ; SEM-VI: 25.0 ; SEM-VII: 25.0										
		MARKS: SEM-I:592/750; SEM-II:495/750; SEM-III:550/725; SEM-IV:621/825; SEM-V:664/775; SEM-VI:634/725; SEM-VII:548/700; TOTAL: 4695/6000 (78.25%)										
/- FEMALE, #- 0.229, @- 0.5042/0.5043, *- 0.5045, \$- Carried Forward Grade, -- Dyslexia, A/ABS- Absent, F- Fails, P- Passes												
RR- Reserved, RLE- Reserve for Lower Examination, RPV- Provisional, RCC- 0.5050, ADC- Admission Cancelled												
G:Grade, GP:Grade Point, C:Credits, 腩腩:Sum of Credit Points, 腩腩G:Sum of Product of Credits & Grades												
SGPI:Semester Grade Performance Index = 腩腩G/腩腩, CGPI:Cumulative Grade Performance Index												
% Marks : 80 and Above 75-79.99 70-74.99 60-69.99 50-59.99 45-49.99 40-44.99 Less Than 40												
Grade / Gr. Pt. : O / 10 A / 9 B / 8 C / 7 D / 6 E / 5 F / 4												

SEAT_NO	NAME	<Course-I> Th(80/32) In(20/08) Total C G GP C*G	<Course-II> Th(80/32) In(20/08) Total C G GP C*G	<Course-III> Th(80/32) In(20/08) Total C G GP C*G	<Course-IV> Th(80/32) In(20/08) Total C G GP C*G	<Course-V> Th(80/32) In(20/08) Total C G GP C*G	> <Course-VI> Tw(25/10) Pr/Or(25/10) Total C G GP C*G	<Course-VII> Tw(25/10) Pr/Or(25/10) Total C G GP C*G	<Course-VIII> Tw(50/20) Pr/Or(100/40) Total C G GP C*G	RESULT	REMARK	TOTAL MARKS OUT OF 750								
01. MEC801	DESIGN OF MECH. SYSTEMS			02. MEC802	INDUSTRIAL ENGG. & MGMT.			03. MEC803	POWER ENGINEERING											
06. MEDLO8043	RENEWABLE ENERGY SYSTEMS			16. ILO8029	ENVIRONMENTAL MANAGEMENT			17. MEL801	DESIGN OF MECH. SYSTEMS											
18. MEL802	POWER ENGINEERING			19. MEL803	PROJECT-II															
-----																				
14281592 /GAVANKAR RIYA RAHUL RESHMA																				
		58	47	35	50	49	18	18	40											
		10	13	8	12	13	20	18	80	P		489								
		68	60	43	62	62	38	36	120											
		4 C	7 28	4 C	7 28	4 P	4 16	4 C	7 28	3 C	7 21	1 A	9 9	1 B	8 8	6 O	10 60	27	198	7.33
SGPI: SEM-I: 5.98 ; SEM-II: 5.78 ; SEM-III: 7.15 ; SEM-IV: 6.96 ; SEM-V: 9.37 ; SEM-VI: 9.72 ; SEM-VII: 9.56 ; CGPI: 7.70 @0.05																				
CREDITS: SEM-I: 27.0 ; SEM-II: 27.0 ; SEM-III: 26.0 ; SEM-IV: 26.0 ; SEM-V: 27.0 ; SEM-VI: 25.0 ; SEM-VII: 25.0																				
MARKS: SEM-I:432/750; SEM-II:403/750; SEM-III:467/725; SEM-IV:539/825; SEM-V:615/775; SEM-VI:590/725; SEM-VII:555/700; TOTAL: 4090/6000 (68.17%)																				
-----																				
14281593 GOYEKAR PRATIK SATISH KALPANA																				
		36	45	40	72	56	16	20	38											
		15	14	11	15	12	17	21	88	P		516								
		51	59	51	87	68	33	41	126											
		4 D	6 24	4 D	6 24	4 D	6 24	4 O	10 40	3 C	7 21	1 C	7 7	1 O	10 10	6 O	10 60	27	210	7.78
SGPI: SEM-I: 6.37 ; SEM-II: 6.80 ; SEM-III: 7.04 ; SEM-IV: 7.15 ; SEM-V: 9.70 ; SEM-VI: 9.52 ; SEM-VII: 8.60 ; CGPI: 7.85																				
CREDITS: SEM-I: 27.0 ; SEM-II: 27.0 ; SEM-III: 26.0 ; SEM-IV: 26.0 ; SEM-V: 27.0 ; SEM-VI: 25.0 ; SEM-VII: 25.0																				
MARKS: SEM-I:457/750; SEM-II:474/750; SEM-III:461/725; SEM-IV:542/825; SEM-V:645/775; SEM-VI:580/725; SEM-VII:528/700; TOTAL: 4203/6000 (70.05%)																				
-----																				
14281594 GURAV SOMESH CHANDRAKANT SUJATA																				
		40	44	40	48	47	18	21	38											
		15	15	10	14	11	21	20	90	P		492								
		55	59	50	62	58	39	41	128											
		4 D	6 24	4 D	6 24	4 D	6 24	4 C	7 28	3 D	6 18	1 A	9 9	1 O	10 10	6 O	10 60	27	197	7.30
SGPI: SEM-I: 7.15 ; SEM-II: 6.85 ; SEM-III: 6.92 ; SEM-IV: 7.81 ; SEM-V: 9.48 ; SEM-VI: 9.56 ; SEM-VII: 8.28 ; CGPI: 7.90																				
CREDITS: SEM-I: 27.0 ; SEM-II: 27.0 ; SEM-III: 26.0 ; SEM-IV: 26.0 ; SEM-V: 27.0 ; SEM-VI: 25.0 ; SEM-VII: 25.0																				
MARKS: SEM-I:497/750; SEM-II:483/750; SEM-III:462/725; SEM-IV:583/825; SEM-V:635/775; SEM-VI:595/725; SEM-VII:514/700; TOTAL: 4261/6000 (71.02%)																				
-----																				
/- FEMALE, #- 0.229, @- 0.5042/0.5043, *- 0.5045, \$- Carried Forward Grade, -- Dyslexia, A/ABS- Absent, F- Fails, P- Passes																				
RR- Reserved, RLE- Reserve for Lower Examination, RPV- Provisional, RCC- 0.5050, ADC- Admission Cancelled																				
G:Grade, GP:Grade Point, C:Credits, 腩腩:Sum of Credit Points, 腩腩G:Sum of Product of Credits & Grades																				
SGPI:Semester Grade Performance Index = 腩腩G/腩腩, CGPI:Cumulative Grade Performance Index																				
% Marks : 80 and Above 75-79.99 70-74.99 60-69.99 50-59.99 45-49.99 40-44.99 Less Than 40																				
Grade / Gr. Pt. : O / 10 A / 9 B / 8 C / 7 D / 6 E / 5 F / 4																				

SEAT_NO	NAME	<Course-I> Th(80/32) In(20/08) Total C G GP C*G	<Course-II> Th(80/32) In(20/08) Total C G GP C*G	<Course-III> Th(80/32) In(20/08) Total C G GP C*G	<Course-IV> Th(80/32) In(20/08) Total C G GP C*G	<Course-V> Th(80/32) In(20/08) Total C G GP C*G	> <Course-VI> Tw(25/10) Pr/Or(25/10) Total C G GP C*G	<Course-VII> Tw(25/10) Pr/Or(25/10) Total C G GP C*G	<Course-VIII> Tw(50/20) Pr/Or(100/40) Total C G GP C*G	RESULT	REMARK	TOTAL MARKS OUT OF 750
01.	MEC801		DESIGN OF MECH. SYSTEMS	02.	MEC802	INDUSTRIAL ENGG. & MGMT.	03.	MEC803	POWER ENGINEERING			
06.	MEDLO8043		RENEWABLE ENERGY SYSTEMS	16.	ILO8029	ENVIRONMENTAL MANAGEMENT	17.	MEL801	DESIGN OF MECH. SYSTEMS			
18.	MEL802		POWER ENGINEERING	19.	MEL803	PROJECT-II						
-----												
14281595	JADHAV SHIVAM SANJAY KALPANA											
		52	56	43	53	55	16	22	42			
		15	16	13	14	15	20	21	82	P		535
		67	72	56	67	70	36	43	124			
		4 C	7 28	4 B 8 32	4 D 6 24	4 C 7 28	3 B 8 24	1 B 8 8	1 O 10 10	6 O 10 60	27 214	7.93
		SGPI: SEM-I: 6.30 ; SEM-II: 5.98 ; SEM-III: 6.15 ; SEM-IV: 7.62 ; SEM-V: 9.85 ; SEM-VI: 9.76 ; SEM-VII: 9.20 ; CGPI: 7.83										
		CREDITS: SEM-I: 27.0 ; SEM-II: 27.0 ; SEM-III: 26.0 ; SEM-IV: 26.0 ; SEM-V: 27.0 ; SEM-VI: 25.0 ; SEM-VII: 25.0										
		MARKS: SEM-I:447/750; SEM-II:426/750; SEM-III:411/725; SEM-IV:588/825; SEM-V:661/775; SEM-VI:610/725; SEM-VII:548/700; TOTAL: 4226/6000 (70.43%)										
-----												
14281596	KADAM SAGAR VIJAY UJWALA											
		61	61	53	52	49	22	22	44			
		14	18	14	15	14	22	21	92	P		574
		75	79	67	67	63	44	43	136			
		4 A	9 36	4 A 9 36	4 C 7 28	4 C 7 28	3 C 7 21	1 O 10 10	1 O 10 10	6 O 10 60	27 229	8.48
		(DIPLOMA STUDENT) SGPI: SEM-III: 8.04 ; SEM-IV: 9.08 ; SEM-V:10.00 ; SEM-VI:10.00 ; SEM-VII: 9.84 ; CGPI: 9.23										
		CREDITS: SEM-III: 26.0 ; SEM-IV: 26.0 ; SEM-V: 27.0 ; SEM-VI: 25.0 ; SEM-VII: 25.0										
		MARKS: SEM-III:514/725; SEM-IV:664/825; SEM-V:694/775; SEM-VI:638/725; SEM-VII:587/700; TOTAL: 3671/4500 (81.58%)										
-----												
14281597	KAMBLE ROHAN ANIL MADHURI											
		50	41	55	60	48	16	20	40			
		11	16	11	14	11	21	18	77	P		509
		61	57	66	74	59	37	38	117			
		4 C	7 28	4 D 6 24	4 C 7 28	4 B 8 32	3 D 6 18	1 B 8 8	1 A 9 9	6 A 9 54	27 201	7.44
		SGPI: SEM-I: 6.89 ; SEM-II: 6.67 ; SEM-III: 6.04 ; SEM-IV: 6.81 ; SEM-V: 9.26 ; SEM-VI: 9.36 ; SEM-VII: 8.72 ; CGPI: 7.63										
		CREDITS: SEM-I: 27.0 ; SEM-II: 27.0 ; SEM-III: 26.0 ; SEM-IV: 26.0 ; SEM-V: 27.0 ; SEM-VI: 25.0 ; SEM-VII: 25.0										
		MARKS: SEM-I:460/750; SEM-II:469/750; SEM-III:408/725; SEM-IV:522/825; SEM-V:629/775; SEM-VI:582/725; SEM-VII:531/700; TOTAL: 4110/6000 (68.50%)										
-----												
/- FEMALE, #- 0.229, @- 0.5042/0.5043, *- 0.5045, \$- Carried Forward Grade, -- Dyslexia, A/ABS- Absent, F- Fails, P- Passes												
RR- Reserved, RLE- Reserve for Lower Examination, RPV- Provisional, RCC- 0.5050, ADC- Admission Cancelled												
G:Grade, GP:Grade Point, C:Credits, 腓:Sum of Credit Points, 腓G:Sum of Product of Credits & Grades												
SGPI:Semester Grade Performance Index = 腓G/腓, CGPI:Cumulative Grade Performance Index												
% Marks : 80 and Above 75-79.99 70-74.99 60-69.99 50-59.99 45-49.99 40-44.99 Less Than 40												
Grade / Gr. Pt. : O / 10 A / 9 B / 8 C / 7 D / 6 E / 5 F / 4												

SEAT_NO	NAME	<Course-I> Th(80/32) In(20/08) Total C G GP C*G	<Course-II> Th(80/32) In(20/08) Total C G GP C*G	<Course-III> Th(80/32) In(20/08) Total C G GP C*G	<Course-IV> Th(80/32) In(20/08) Total C G GP C*G	<Course-V> Th(80/32) In(20/08) Total C G GP C*G	> <Course-VI> Tw(25/10) Pr/Or(25/10) Total C G GP C*G	<Course-VII> Tw(25/10) Pr/Or(25/10) Total C G GP C*G	<Course-VIII> Tw(50/20) Pr/Or(100/40) Total C G GP C*G	RESULT	REMARK	TOTAL MARKS OUT OF 750
01.	MEC801		DESIGN OF MECH. SYSTEMS	02.	MEC802	INDUSTRIAL ENGG. & MGMT.	03.	MEC803	POWER ENGINEERING			
06.	MEDLO8043		RENEWABLE ENERGY SYSTEMS	16.	ILO8029	ENVIRONMENTAL MANAGEMENT	17.	MEL801	DESIGN OF MECH. SYSTEMS			
18.	MEL802		POWER ENGINEERING	19.	MEL803	PROJECT-II						
-----												
14281598	KAPSE SAURABH RAMRAO ROHINI											
		59	50	47	49	52	16	22	42			
		16	16	11	15	14	23	22	83	P		537
		75	66	58	64	66	39	44	125			
		4 A	9 36	4 C 7 28	4 D 6 24	4 C 7 28	3 C 7 21	1 A 9 9	1 O 10 10	6 O 10 60	27 216	8.00
		SGPI: SEM-I: 6.56 ; SEM-II: 7.85 ; SEM-III: 8.19 ; SEM-IV: 9.42 ; SEM-V: 9.81 ; SEM-VI: 9.88 ; SEM-VII: 9.76 ; CGPI: 8.66										
		CREDITS: SEM-I: 27.0 ; SEM-II: 27.0 ; SEM-III: 26.0 ; SEM-IV: 26.0 ; SEM-V: 27.0 ; SEM-VI: 25.0 ; SEM-VII: 25.0										
		MARKS: SEM-I:463/750; SEM-II:537/750; SEM-III:533/725; SEM-IV:669/825; SEM-V:675/775; SEM-VI:611/725; SEM-VII:570/700; TOTAL: 4595/6000 (76.58%)										
-----												
14281599	KASHALKAR SHRIDHAR MAHESH MADHURI											
		53	62	52	64	50	18	20	41			
		13	17	12	14	15	22	21	79	P		553
		66	79	64	78	65	40	41	120			
		4 C	7 28	4 A 9 36	4 C 7 28	4 A 9 36	3 C 7 21	1 O 10 10	1 O 10 10	6 O 10 60	27 229	8.48
		SGPI: SEM-I: 8.89 ; SEM-II: 8.09 ; SEM-III: 8.12 ; SEM-IV: 7.96 ; SEM-V: 9.70 ; SEM-VI:10.00 ; SEM-VII: 8.96 ; CGPI: 8.77										
		CREDITS: SEM-I: 27.0 ; SEM-II: 27.0 ; SEM-III: 26.0 ; SEM-IV: 26.0 ; SEM-V: 27.0 ; SEM-VI: 25.0 ; SEM-VII: 25.0										
		MARKS: SEM-I:587/750; SEM-II:550/750; SEM-III:541/725; SEM-IV:589/825; SEM-V:670/775; SEM-VI:627/725; SEM-VII:551/700; TOTAL: 4668/6000 (77.80%)										
-----												
14281600	KHARCHE SUYASH SANJAY SHALINI											
		60	60	54	55	44	18	20	38			
		14	15	12	14	15	22	21	90	P		552
		74	75	66	69	59	40	41	128			
		4 B	8 32	4 A 9 36	4 C 7 28	4 C 7 28	3 D 6 18	1 O 10 10	1 O 10 10	6 O 10 60	27 222	8.22
		SGPI: SEM-I: 7.70 ; SEM-II: 7.96 ; SEM-III: 7.08 ; SEM-IV: 8.08 ; SEM-V: 9.52 ; SEM-VI: 9.60 ; SEM-VII: 8.36 ; CGPI: 8.31										
		CREDITS: SEM-I: 27.0 ; SEM-II: 27.0 ; SEM-III: 26.0 ; SEM-IV: 26.0 ; SEM-V: 27.0 ; SEM-VI: 25.0 ; SEM-VII: 25.0										
		MARKS: SEM-I:529/750; SEM-II:487/750; SEM-III:467/725; SEM-IV:603/825; SEM-V:643/775; SEM-VI:597/725; SEM-VII:517/700; TOTAL: 4395/6000 (73.25%)										
-----												
/- FEMALE, #- 0.229, @- 0.5042/0.5043, *- 0.5045, \$- Carried Forward Grade, -- Dyslexia, A/ABS- Absent, F- Fails, P- Passes												
RR- Reserved, RLE- Reserve for Lower Examination, RPV- Provisional, RCC- 0.5050, ADC- Admission Cancelled												
G:Grade, GP:Grade Point, C:Credits, 腓腓:Sum of Credit Points, 腓G:Sum of Product of Credits & Grades												
SGPI:Semester Grade Performance Index = 腓G/腓, CGPI:Cumulative Grade Performance Index												
% Marks : 80 and Above 75-79.99 70-74.99 60-69.99 50-59.99 45-49.99 40-44.99 Less Than 40												
Grade / Gr. Pt. : O / 10 A / 9 B / 8 C / 7 D / 6 E / 5 F / 4												

SEAT_NO	NAME	<Course-I> Th(80/32) In(20/08) Total C G GP C*G	<Course-II> Th(80/32) In(20/08) Total C G GP C*G	<Course-III> Th(80/32) In(20/08) Total C G GP C*G	<Course-IV> Th(80/32) In(20/08) Total C G GP C*G	<Course-V> Th(80/32) In(20/08) Total C G GP C*G	> <Course-VI> Tw(25/10) Pr/Or(25/10) Total C G GP C*G	<Course-VII> Tw(25/10) Pr/Or(25/10) Total C G GP C*G	<Course-VIII> Tw(50/20) Pr/Or(100/40) Total C G GP C*G	RESULT	REMARK	TOTAL MARKS OUT OF 750
01. MEC801	DESIGN OF MECH. SYSTEMS			02. MEC802	INDUSTRIAL ENGG. & MGMT.			03. MEC803	POWER ENGINEERING			
06. MEDLO8043	RENEWABLE ENERGY SYSTEMS			16. ILO8029	ENVIRONMENTAL MANAGEMENT			17. MEL801	DESIGN OF MECH. SYSTEMS			
18. MEL802	POWER ENGINEERING			19. MEL803	PROJECT-II							
-----												
14281601	/KHOTEKAR HEENA JEETENDRA HARSHADA											
		57	54	39	50	48	18	21	40			
		10	16	8	13	12	20	20	83	P		509
		67	70	47	63	60	38	41	123			
		4 C	7 28	4 B 8 32	4 E 5 20	4 C 7 28	3 C 7 21	1 A 9 9	1 O 10 10	6 O 10 60	27 208	7.70
		SGPI: SEM-I: 7.11 ; SEM-II: 6.06 ; SEM-III: 6.77 ; SEM-IV: 7.15 ; SEM-V: 9.33 ; SEM-VI: 9.84 ; SEM-VII: 9.56 ; CGPI: 7.92										
		CREDITS: SEM-I: 27.0 ; SEM-II: 27.0 ; SEM-III: 26.0 ; SEM-IV: 26.0 ; SEM-V: 27.0 ; SEM-VI: 25.0 ; SEM-VII: 25.0										
		MARKS: SEM-I:480/750; SEM-II:430/750; SEM-III:452/725; SEM-IV:533/825; SEM-V:616/775; SEM-VI:612/725; SEM-VII:566/700; TOTAL: 4198/6000 (69.97%)										
-----												
14281602	MEHRA JAGDISH THAKUR CHAMPA											
		51	56	50	56	51	18	22	38			
		9	17	14	14	15	23	20	87	P		541
		60	73	64	70	66	41	42	125			
		4 C	7 28	4 B 8 32	4 C 7 28	4 B 8 32	3 C 7 21	1 O 10 10	1 O 10 10	6 O 10 60	27 221	8.19
		SGPI: SEM-I: 7.02 ; SEM-II: 6.85 ; SEM-III: 6.42 ; SEM-IV: 7.65 ; SEM-V: 9.37 ; SEM-VI: 9.68 ; SEM-VII: 9.00 ; CGPI: 8.01										
		CREDITS: SEM-I: 27.0 ; SEM-II: 27.0 ; SEM-III: 26.0 ; SEM-IV: 26.0 ; SEM-V: 27.0 ; SEM-VI: 25.0 ; SEM-VII: 25.0										
		MARKS: SEM-I:491/750; SEM-II:472/750; SEM-III:441/725; SEM-IV:582/825; SEM-V:632/775; SEM-VI:596/725; SEM-VII:546/700; TOTAL: 4301/6000 (71.68%)										
-----												
14281603	/PAGDHARE SHRUTIKA SANJAY RITA											
		41	43	39	48	40	19	21	39			
		9	15	12	10	11	20	19	83	P		469
		50	58	51	58	51	39	40	122			
		4 D	6 24	4 D 6 24	4 D 6 24	4 D 6 24	3 D 6 18	1 A 9 9	1 O 10 10	6 O 10 60	27 193	7.15
		SGPI: SEM-I: 5.19 ; SEM-II: 6.35 ; SEM-III: 6.00 ; SEM-IV: 6.85 ; SEM-V: 7.93 ; SEM-VI: 9.16 ; SEM-VII: 8.64 ; CGPI: 7.13										
		CREDITS: SEM-I: 27.0 ; SEM-II: 27.0 ; SEM-III: 26.0 ; SEM-IV: 26.0 ; SEM-V: 27.0 ; SEM-VI: 25.0 ; SEM-VII: 25.0										
		MARKS: SEM-I:395/750; SEM-II:442/750; SEM-III:402/725; SEM-IV:539/825; SEM-V:543/775; SEM-VI:565/725; SEM-VII:524/700; TOTAL: 3879/6000 (64.65%)										
-----												
/- FEMALE, #- 0.229, @- 0.5042/0.5043, *- 0.5045, \$- Carried Forward Grade, -- Dyslexia, A/ABS- Absent, F- Fails, P- Passes												
RR- Reserved, RLE- Reserve for Lower Examination, RPV- Provisional, RCC- 0.5050, ADC- Admission Cancelled												
G:Grade, GP:Grade Point, C:Credits, 腓:Sum of Credit Points, 腓G:Sum of Product of Credits & Grades												
SGPI:Semester Grade Performance Index = 腓G/腓, CGPI:Cumulative Grade Performance Index												
% Marks : 80 and Above 75-79.99 70-74.99 60-69.99 50-59.99 45-49.99 40-44.99 Less Than 40												
Grade / Gr. Pt. : O / 10 A / 9 B / 8 C / 7 D / 6 E / 5 F / 4												



SEAT_NO	NAME	<Course-I> Th(80/32) In(20/08) Total C G GP C*G	<Course-II> Th(80/32) In(20/08) Total C G GP C*G	<Course-III> Th(80/32) In(20/08) Total C G GP C*G	<Course-IV> Th(80/32) In(20/08) Total C G GP C*G	<Course-V> Th(80/32) In(20/08) Total C G GP C*G	> <Course-VI> Tw(25/10) Pr/Or(25/10) Total C G GP C*G	<Course-VII> Tw(25/10) Pr/Or(25/10) Total C G GP C*G	<Course-VIII> Tw(50/20) Pr/Or(100/40) Total C G GP C*G	RESULT	REMARK	TOTAL MARKS OUT OF 750
01.	MEC801		DESIGN OF MECH. SYSTEMS	02.	MEC802	INDUSTRIAL ENGG. & MGMT.	03.	MEC803	POWER ENGINEERING			
06.	MEDLO8043		RENEWABLE ENERGY SYSTEMS	16.	ILO8029	ENVIRONMENTAL MANAGEMENT	17.	MEL801	DESIGN OF MECH. SYSTEMS			
18.	MEL802		POWER ENGINEERING	19.	MEL803	PROJECT-II						
14281604	PATEL KRUTARTH HEMKUMAR VIDYA											
		33	47	45	55	49	19	21	40			
		10	16	10	14	13	21	20	90	P		503
		43	63	55	69	62	40	41	130			
		4 P	4 16	4 C 7 28	4 D 6 24	4 C 7 28	3 C 7 21	1 O 10 10	1 O 10 10	6 O 10 60	27 197	7.30
		SGPI: SEM-I: 6.37 ; SEM-II: 6.15 ; SEM-III: 7.15 ; SEM-IV: 7.54 ; SEM-V: 9.33 ; SEM-VI: 9.84 ; SEM-VII: 8.84 ; CGPI: 7.79										
		CREDITS: SEM-I: 27.0 ; SEM-II: 27.0 ; SEM-III: 26.0 ; SEM-IV: 26.0 ; SEM-V: 27.0 ; SEM-VI: 25.0 ; SEM-VII: 25.0										
		MARKS: SEM-I:452/750; SEM-II:457/750; SEM-III:470/725; SEM-IV:570/825; SEM-V:656/775; SEM-VI:599/725; SEM-VII:538/700; TOTAL: 4245/6000 (70.75%)										
14281605	PATIL DHEERAJ VIJAY JAGRUTI											
		52	62	51	50	58	16	20	37			
		9	15	11	15	11	19	21	85	P		532
		61	77	62	65	69	35	41	122			
		4 C	7 28	4 A 9 36	4 C 7 28	4 C 7 28	3 C 7 21	1 B 8 8	1 O 10 10	6 O 10 60	27 219	8.11
		SGPI: SEM-I: 7.37 ; SEM-II: 6.52 ; SEM-III: 6.46 ; SEM-IV: 7.31 ; SEM-V: 9.19 ; SEM-VI: 9.60 ; SEM-VII: 9.04 ; CGPI: 7.93										
		CREDITS: SEM-I: 27.0 ; SEM-II: 27.0 ; SEM-III: 26.0 ; SEM-IV: 26.0 ; SEM-V: 27.0 ; SEM-VI: 25.0 ; SEM-VII: 25.0										
		MARKS: SEM-I:505/750; SEM-II:452/750; SEM-III:435/725; SEM-IV:551/825; SEM-V:630/775; SEM-VI:578/725; SEM-VII:536/700; TOTAL: 4219/6000 (70.32%)										
14281606	PATIL DHRUV ANAND SWATI											
		52	49	42	42	61	18	19	41			
		11	15	13	14	12	22	21	91	P		523
		63	64	55	56	73	40	40	132			
		4 C	7 28	4 C 7 28	4 D 6 24	4 D 6 24	3 B 8 24	1 O 10 10	1 O 10 10	6 O 10 60	27 208	7.70
		SGPI: SEM-I: 6.37 ; SEM-II: 6.13 ; SEM-III: 6.54 ; SEM-IV: 7.12 ; SEM-V: 9.56 ; SEM-VI: 9.28 ; SEM-VII: 8.80 ; CGPI: 7.67 @0.08										
		CREDITS: SEM-I: 27.0 ; SEM-II: 27.0 ; SEM-III: 26.0 ; SEM-IV: 26.0 ; SEM-V: 27.0 ; SEM-VI: 25.0 ; SEM-VII: 25.0										
		MARKS: SEM-I:447/750; SEM-II:436/750; SEM-III:430/725; SEM-IV:543/825; SEM-V:648/775; SEM-VI:573/725; SEM-VII:536/700; TOTAL: 4136/6000 (68.93%)										
/- FEMALE, #- 0.229, @- 0.5042/0.5043, *- 0.5045, \$- Carried Forward Grade, -- Dyslexia, A/ABS- Absent, F- Fails, P- Passes												
RR- Reserved, RLE- Reserve for Lower Examination, RPV- Provisional, RCC- 0.5050, ADC- Admission Cancelled												
G:Grade, GP:Grade Point, C:Credits, 腓:Sum of Credit Points, 腓G:Sum of Product of Credits & Grades												
SGPI:Semester Grade Performance Index = 腓G/腓, CGPI:Cumulative Grade Performance Index												
% Marks : 80 and Above 75-79.99 70-74.99 60-69.99 50-59.99 45-49.99 40-44.99 Less Than 40												
Grade / Gr. Pt. : O / 10 A / 9 B / 8 C / 7 D / 6 E / 5 P / 4 F / 0												

SEAT_NO	NAME	<Course-I> Th(80/32) In(20/08) Total C G GP C*G	<Course-II> Th(80/32) In(20/08) Total C G GP C*G	<Course-III> Th(80/32) In(20/08) Total C G GP C*G	<Course-IV> Th(80/32) In(20/08) Total C G GP C*G	<Course-V> Th(80/32) In(20/08) Total C G GP C*G	> <Course-VI> Tw(25/10) Pr/Or(25/10) Total C G GP C*G	<Course-VII> Tw(25/10) Pr/Or(25/10) Total C G GP C*G	<Course-VIII> Tw(50/20) Pr/Or(100/40) Total C G GP C*G	RESULT	REMARK	TOTAL MARKS OUT OF 750
01.	MEC801		DESIGN OF MECH. SYSTEMS	02.	MEC802	INDUSTRIAL ENGG. & MGMT.	03.	MEC803	POWER ENGINEERING			
06.	MEDLO8043		RENEWABLE ENERGY SYSTEMS	16.	ILO8029	ENVIRONMENTAL MANAGEMENT	17.	MEL801	DESIGN OF MECH. SYSTEMS			
18.	MEL802		POWER ENGINEERING	19.	MEL803	PROJECT-II						
14281607	PATIL NISHANT SANJAY SUPRIYA											
		34	48	36	38	46	19	20	41			
		11	14	11	13	11	22	20	79	P		463
		45	62	47	51	57	41	40	120			
		4 E	5 20	4 C 7 28	4 E 5 20	4 D 6 24	3 D 6 18	1 O 10 10	1 O 10 10	6 O 10 60	27 190	7.04
		SGPI: SEM-I: 7.89 ; SEM-II: 7.69 ; SEM-III: 6.77 ; SEM-IV: 6.73 ; SEM-V: 9.48 ; SEM-VI: 9.16 ; SEM-VII: 8.56 ; CGPI: 7.91										
		CREDITS: SEM-I: 27.0 ; SEM-II: 27.0 ; SEM-III: 26.0 ; SEM-IV: 26.0 ; SEM-V: 27.0 ; SEM-VI: 25.0 ; SEM-VII: 25.0										
		MARKS: SEM-I:550/750; SEM-II:534/750; SEM-III:458/725; SEM-IV:519/825; SEM-V:628/775; SEM-VI:562/725; SEM-VII:526/700; TOTAL: 4240/6000 (70.67%)										
14281608	PATIL PRITESH VIDYADHAR CHANDA											
		53	55	53	74	57	16	20	39			
		11	14	8	11	11	21	20	89	P		552
		64	69	61	85	68	37	40	128			
		4 C	7 28	4 C 7 28	4 C 7 28	4 O 10 40	3 C 7 21	1 B 8 8	1 O 10 10	6 O 10 60	27 223	8.26
		SGPI: SEM-I: 6.89 ; SEM-II: 6.43 ; SEM-III: 7.04 ; SEM-IV: 7.19 ; SEM-V: 9.70 ; SEM-VI: 9.52 ; SEM-VII: 8.40 ; CGPI: 7.92										
		CREDITS: SEM-I: 27.0 ; SEM-II: 27.0 ; SEM-III: 26.0 ; SEM-IV: 26.0 ; SEM-V: 27.0 ; SEM-VI: 25.0 ; SEM-VII: 25.0										
		MARKS: SEM-I:487/750; SEM-II:450/750; SEM-III:468/725; SEM-IV:553/825; SEM-V:648/775; SEM-VI:572/725; SEM-VII:525/700; TOTAL: 4255/6000 (70.92%)										
14281609	/PATIL VEDIKA VIVEK VISHAKHA											
		51	73	49	46	64	18	21	40			
		10	17	12	12	16	20	20	83	P		552
		61	90	61	58	80	38	41	123			
		4 C	7 28	4 O 10 40	4 C 7 28	4 D 6 24	3 O 10 30	1 A 9 9	1 O 10 10	6 O 10 60	27 229	8.48
		SGPI: SEM-I: 6.37 ; SEM-II: 6.48 ; SEM-III: 6.27 ; SEM-IV: 7.73 ; SEM-V: 9.74 ; SEM-VI: 9.68 ; SEM-VII: 9.72 ; CGPI: 8.04										
		CREDITS: SEM-I: 27.0 ; SEM-II: 27.0 ; SEM-III: 26.0 ; SEM-IV: 26.0 ; SEM-V: 27.0 ; SEM-VI: 25.0 ; SEM-VII: 25.0										
		MARKS: SEM-I:465/750; SEM-II:453/750; SEM-III:419/725; SEM-IV:588/825; SEM-V:673/775; SEM-VI:603/725; SEM-VII:579/700; TOTAL: 4332/6000 (72.20%)										
/- FEMALE, #- 0.229, @- 0.5042/0.5043, *- 0.5045, \$- Carried Forward Grade, -- Dyslexia, A/ABS- Absent, F- Fails, P- Passes RR- Reserved, RLE- Reserve for Lower Examination, RPV- Provisional, RCC- 0.5050, ADC- Admission Cancelled G:Grade, GP:Grade Point, C:Credits, 腓:Sum of Credit Points, 腓G:Sum of Product of Credits & Grades SGPI:Semester Grade Performance Index = 腓G/腓, CGPI:Cumulative Grade Performance Index % Marks : 80 and Above 75-79.99 70-74.99 60-69.99 50-59.99 45-49.99 40-44.99 Less Than 40 Grade / Gr. Pt. : O / 10 A / 9 B / 8 C / 7 D / 6 E / 5 P / 4 F / 0												

SEAT_NO	NAME	<Course-I> Th(80/32) In(20/08) Total C G GP C*G	<Course-II> Th(80/32) In(20/08) Total C G GP C*G	<Course-III> Th(80/32) In(20/08) Total C G GP C*G	<Course-IV> Th(80/32) In(20/08) Total C G GP C*G	<Course-V> Th(80/32) In(20/08) Total C G GP C*G	> <Course-VI> Tw(25/10) Pr/Or(25/10) Total C G GP C*G	<Course-VII> Tw(25/10) Pr/Or(25/10) Total C G GP C*G	<Course-VIII> Tw(50/20) Pr/Or(100/40) Total C G GP C*G	RESULT	REMARK	TOTAL MARKS OUT OF 750					
01.	MEC801		DESIGN OF MECH. SYSTEMS	02.	MEC802	INDUSTRIAL ENGG. & MGMT.	03.	MEC803	POWER ENGINEERING								
06.	MEDLO8043		RENEWABLE ENERGY SYSTEMS	16.	ILO8029	ENVIRONMENTAL MANAGEMENT	17.	MEL801	DESIGN OF MECH. SYSTEMS								
18.	MEL802		POWER ENGINEERING	19.	MEL803	PROJECT-II											
-----																	
14281610	PIMPLE SHUBHAM DILIP NAMRATA																
		45	64	39	59	57	18	22	42								
		8	16	10	11	15	22	20	82	P		530					
		53	80	49	70	72	40	42	124								
		4 D	6 24	4 O 10	40	4 E	5 20	4 B	8 32	3 B	8 24	1 O 10 10	1 O 10 10	6 O 10 60	27	220	8.15
		SGPI: SEM-I: 7.63 ; SEM-II: 7.19 ; SEM-III: 7.31 ; SEM-IV: 7.62 ; SEM-V: 9.70 ; SEM-VI: 9.92 ; SEM-VII: 9.64 ; CGPI: 8.38															
		CREDITS: SEM-I: 27.0 ; SEM-II: 27.0 ; SEM-III: 26.0 ; SEM-IV: 26.0 ; SEM-V: 27.0 ; SEM-VI: 25.0 ; SEM-VII: 25.0															
		MARKS: SEM-I:518/750; SEM-II:497/750; SEM-III:479/725; SEM-IV:585/825; SEM-V:667/775; SEM-VI:614/725; SEM-VII:563/700; TOTAL: 4453/6000 (74.22%)															
-----																	
14281611	/POOJARI ASHITHA ASHOK VRINDA																
		43	49	45	59	58	18	21	38								
		8	15	10	10	11	21	20	76	P		502					
		51	64	55	69	69	39	41	114								
		4 D	6 24	4 C 7 28	4 D	6 24	4 C 7 28	3 C 7 21	1 A 9 9	1 O 10 10	6 A 9 54	27 198 7.33					
		SGPI: SEM-I: 6.89 ; SEM-II: 7.15 ; SEM-III: 6.15 ; SEM-IV: 7.12 ; SEM-V: 9.70 ; SEM-VI: 9.88 ; SEM-VII: 9.76 ; CGPI: 7.98															
		CREDITS: SEM-I: 27.0 ; SEM-II: 27.0 ; SEM-III: 26.0 ; SEM-IV: 26.0 ; SEM-V: 27.0 ; SEM-VI: 25.0 ; SEM-VII: 25.0															
		MARKS: SEM-I:481/750; SEM-II:482/750; SEM-III:405/725; SEM-IV:540/825; SEM-V:644/775; SEM-VI:611/725; SEM-VII:566/700; TOTAL: 4231/6000 (70.52%)															
-----																	
14281612	POPAT DEV VAIBHAV BEENA																
		49	42	49	70	41	18	21	40								
		10	17	10	13	11	19	22	86	P		518					
		59	59	59	83	52	37	43	126								
		4 D	6 24	4 D 6 24	4 D 6 24	4 O 10 40	3 D 6 18	1 B 8 8	1 O 10 10	6 O 10 60	27 208 7.70						
		SGPI: SEM-I: 6.00 ; SEM-II: 7.00 ; SEM-III: 6.23 ; SEM-IV: 7.27 ; SEM-V: 8.81 ; SEM-VI: 9.80 ; SEM-VII: 8.64 ; CGPI: 7.66 @0.09															
		CREDITS: SEM-I: 27.0 ; SEM-II: 27.0 ; SEM-III: 26.0 ; SEM-IV: 26.0 ; SEM-V: 27.0 ; SEM-VI: 25.0 ; SEM-VII: 25.0															
		MARKS: SEM-I:438/750; SEM-II:464/750; SEM-III:420/725; SEM-IV:572/825; SEM-V:605/775; SEM-VI:610/725; SEM-VII:527/700; TOTAL: 4154/6000 (69.23%)															
-----																	
/- FEMALE, #- 0.229, @- 0.5042/0.5043, *- 0.5045, \$- Carried Forward Grade, -- Dyslexia, A/ABS- Absent, F- Fails, P- Passes																	
RR- Reserved, RLE- Reserve for Lower Examination, RPV- Provisional, RCC- 0.5050, ADC- Admission Cancelled																	
G:Grade, GP:Grade Point, C:Credits, 腓腓:Sum of Credit Points, 腓G:Sum of Product of Credits & Grades																	
SGPI:Semester Grade Performance Index = 腓G/腓, CGPI:Cumulative Grade Performance Index																	
% Marks : 80 and Above 75-79.99 70-74.99 60-69.99 50-59.99 45-49.99 40-44.99 Less Than 40																	
Grade / Gr. Pt. : O / 10 A / 9 B / 8 C / 7 D / 6 E / 5 P / 4 F / 0																	

SEAT_NO	NAME	<Course-I> Th(80/32) In(20/08) Total C G GP C*G	<Course-II> Th(80/32) In(20/08) Total C G GP C*G	<Course-III> Th(80/32) In(20/08) Total C G GP C*G	<Course-IV> Th(80/32) In(20/08) Total C G GP C*G	<Course-V> Th(80/32) In(20/08) Total C G GP C*G	> <Course-VI> Tw(25/10) Pr/Or(25/10) Total C G GP C*G	<Course-VII> Tw(25/10) Pr/Or(25/10) Total C G GP C*G	<Course-VIII> Tw(50/20) Pr/Or(100/40) Total C G GP C*G	RESULT	REMARK	TOTAL MARKS OUT OF 750
01.	MEC801		DESIGN OF MECH. SYSTEMS	02.	MEC802	INDUSTRIAL ENGG. & MGMT.	03.	MEC803	POWER ENGINEERING			
06.	MEDLO8043		RENEWABLE ENERGY SYSTEMS	16.	ILO8029	ENVIRONMENTAL MANAGEMENT	17.	MEL801	DESIGN OF MECH. SYSTEMS			
18.	MEL802		POWER ENGINEERING	19.	MEL803	PROJECT-II						
-----												
14281613	POTE TEJAS LAXMAN SHOBHA											
		53	56	44	47	58	16	21	42			
		13	15	10	16	12	20	20	83	P		526
		66	71	54	63	70	36	41	125			
		4 C	7 28	4 B 8 32	4 D 6 24	4 C 7 28	3 B 8 24	1 B 8 8	1 O 10 10	6 O 10 60	27 214	7.93
		SGPI: SEM-I: 7.11 ; SEM-II: 7.19 ; SEM-III: 7.81 ; SEM-IV: 7.92 ; SEM-V: 9.56 ; SEM-VI: 9.92 ; SEM-VII: 9.16 ;										CGPI: 8.31
		CREDITS: SEM-I: 27.0 ; SEM-II: 27.0 ; SEM-III: 26.0 ; SEM-IV: 26.0 ; SEM-V: 27.0 ; SEM-VI: 25.0 ; SEM-VII: 25.0										
		MARKS: SEM-I:490/750; SEM-II:499/750; SEM-III:495/725; SEM-IV:586/825; SEM-V:652/775; SEM-VI:612/725; SEM-VII:551/700;										TOTAL: 4411/6000 (73.52%)
-----												
14281614	PUKALE RUPESH MACHINDRA MAYA											
		51	57	33	61	54	18	22	38			
		10	15	11	14	12	21	19	86	P		522
		61	72	44	75	66	39	41	124			
		4 C	7 28	4 B 8 32	4 P 4 16	4 A 9 36	3 C 7 21	1 A 9 9	1 O 10 10	6 O 10 60	27 212	7.85
		SGPI: SEM-I: 6.81 ; SEM-II: 6.70 ; SEM-III: 6.73 ; SEM-IV: 7.69 ; SEM-V: 9.78 ; SEM-VI: 9.72 ; SEM-VII: 9.24 ;										CGPI: 8.05
		CREDITS: SEM-I: 27.0 ; SEM-II: 27.0 ; SEM-III: 26.0 ; SEM-IV: 26.0 ; SEM-V: 27.0 ; SEM-VI: 25.0 ; SEM-VII: 25.0										
		MARKS: SEM-I:477/750; SEM-II:474/750; SEM-III:446/725; SEM-IV:582/825; SEM-V:656/775; SEM-VI:599/725; SEM-VII:551/700;										TOTAL: 4307/6000 (71.78%)
-----												
14281615	SAMEL SAGAR VIDHYADHAR VAIBHAVI											
		53	69	48	61	50	16	21	40			
		12	18	11	13	13	22	20	87	P		554
		65	87	59	74	63	38	41	127			
		4 C	7 28	4 O 10 40	4 D 6 24	4 B 8 32	3 C 7 21	1 A 9 9	1 O 10 10	6 O 10 60	27 224	8.30
		SGPI: SEM-I: 7.22 ; SEM-II: 8.19 ; SEM-III: 7.62 ; SEM-IV: 8.50 ; SEM-V: 9.85 ; SEM-VI: 9.80 ; SEM-VII: 9.28 ;										CGPI: 8.58
		CREDITS: SEM-I: 27.0 ; SEM-II: 27.0 ; SEM-III: 26.0 ; SEM-IV: 26.0 ; SEM-V: 27.0 ; SEM-VI: 25.0 ; SEM-VII: 25.0										
		MARKS: SEM-I:510/750; SEM-II:554/750; SEM-III:489/725; SEM-IV:632/825; SEM-V:664/775; SEM-VI:604/725; SEM-VII:548/700;										TOTAL: 4555/6000 (75.92%)
-----												
/- FEMALE, #- 0.229, @- 0.5042/0.5043, *- 0.5045, \$- Carried Forward Grade, -- Dyslexia, A/ABS- Absent, F- Fails, P- Passes												
RR- Reserved, RLE- Reserve for Lower Examination, RPV- Provisional, RCC- 0.5050, ADC- Admission Cancelled												
G:Grade, GP:Grade Point, C:Credits, 腓:Sum of Credit Points, 腓G:Sum of Product of Credits & Grades												
SGPI:Semester Grade Performance Index = 腓G/腓, CGPI:Cumulative Grade Performance Index												
% Marks : 80 and Above 75-79.99 70-74.99 60-69.99 50-59.99 45-49.99 40-44.99 Less Than 40												
Grade / Gr. Pt. : O / 10 A / 9 B / 8 C / 7 D / 6 E / 5 P / 4 F / 0												

SEAT_NO	NAME	<Course-I> Th(80/32) In(20/08) Total C G GP C*G	<Course-II> Th(80/32) In(20/08) Total C G GP C*G	<Course-III> Th(80/32) In(20/08) Total C G GP C*G	<Course-IV> Th(80/32) In(20/08) Total C G GP C*G	<Course-V> Th(80/32) In(20/08) Total C G GP C*G	> Tw(25/10) Pr/Or(25/10) Total C G GP C*G	<Course-VI> Tw(25/10) Pr/Or(25/10) Total C G GP C*G	<Course-VII> Tw(50/20) Pr/Or(100/40) Total C G GP C*G	<Course-VIII> Tw(50/20) Pr/Or(100/40) Total C G GP C*G	RESULT	REMARK	TOTAL MARKS OUT OF 750
01. MEC801	DESIGN OF MECH. SYSTEMS			02. MEC802	INDUSTRIAL ENGG. & MGMT.			03. MEC803	POWER ENGINEERING				
06. MEDLO8043	RENEWABLE ENERGY SYSTEMS			16. ILO8029	ENVIRONMENTAL MANAGEMENT			17. MEL801	DESIGN OF MECH. SYSTEMS				
18. MEL802	POWER ENGINEERING			19. MEL803	PROJECT-II								
14281616	SARAF HRUSHIKESH SANJAY SHUBHANGI												
48	43	39	40	43	15	19	37						
9	9	8	10	8	17	16	75				P		436
57	52	47	50	51	32	35	112						
4 D	6 24	4 D 6 24	4 E 5 20	4 D 6 24	3 D 6 18	1 C 7 7	1 B 8 8	6 B 8 48	27 173	6.41			
SGPI: SEM-I: 6.35 ; SEM-II: 6.74 ; SEM-III: 8.96 ; SEM-IV: 6.88 ; SEM-V: 8.74 ; SEM-VI: 8.32 ; SEM-VII: 7.92 ; CGPI: 7.53													
CREDITS: SEM-I: 27.0 ; SEM-II: 27.0 ; SEM-III: 26.0 ; SEM-IV: 26.0 ; SEM-V: 27.0 ; SEM-VI: 25.0 ; SEM-VII: 25.0													
MARKS: SEM-I:430/750; SEM-II:456/750; SEM-III:548/725; SEM-IV:539/825; SEM-V:596/775; SEM-VI:520/725; SEM-VII:497/700; TOTAL: 4022/6000 (67.03%)													
14281617	SUTHAR RAMESH MOHANLAL KAMLA												
42	25 *	42	33	32	19	22	39						
10	8	9	10	8	24	21	83				P		427
52	33	51	43	40	43	43	122						
4 D	6 24	4 P 4 16	4 D 6 24	4 P 4 16	3 P 4 12	1 O 10 10	1 O 10 10	6 O 10 60	27 172	6.37			
SGPI: SEM-I: 6.43 ; SEM-II: 6.57 ; SEM-III: 6.88 ; SEM-IV: 8.00 ; SEM-V: 9.19 ; SEM-VI: 9.60 ; SEM-VII: 7.60 ; CGPI: 7.56													
CREDITS: SEM-I: 27.0 ; SEM-II: 27.0 ; SEM-III: 26.0 ; SEM-IV: 26.0 ; SEM-V: 27.0 ; SEM-VI: 25.0 ; SEM-VII: 25.0													
MARKS: SEM-I:460/750; SEM-II:467/750; SEM-III:469/725; SEM-IV:584/825; SEM-V:633/775; SEM-VI:588/725; SEM-VII:482/700; TOTAL: 4110/6000 (68.50%)													
14281618	THAKKER KARAN NARENDRA PANNA												
42	36	42	40	51	23	22	39						
12	16	9	10	12	21	21	88				P		484
54	52	51	50	63	44	43	127						
4 D	6 24	4 D 6 24	4 D 6 24	3 C 7 21	1 O 10 10	1 O 10 10	6 O 10 60	27 197	7.30				
SGPI: SEM-I: 5.89 ; SEM-II: 7.00 ; SEM-III: 7.08 ; SEM-IV: 7.46 ; SEM-V: 9.33 ; SEM-VI:10.00 ; SEM-VII: 9.72 ; CGPI: 7.94													
CREDITS: SEM-I: 27.0 ; SEM-II: 27.0 ; SEM-III: 26.0 ; SEM-IV: 26.0 ; SEM-V: 27.0 ; SEM-VI: 25.0 ; SEM-VII: 25.0													
MARKS: SEM-I:425/750; SEM-II:489/750; SEM-III:466/725; SEM-IV:565/825; SEM-V:631/775; SEM-VI:624/725; SEM-VII:572/700; TOTAL: 4256/6000 (70.93%)													
/- FEMALE, #- 0.229, @- 0.5042/0.5043, *- 0.5045, \$- Carried Forward Grade, -- Dyslexia, A/ABS- Absent, F- Fails, P- Passes													
RR- Reserved, RLE- Reserve for Lower Examination, RPV- Provisional, RCC- 0.5050, ADC- Admission Cancelled													
G:Grade, GP:Grade Point, C:Credits, 腓:Sum of Credit Points, 腓G:Sum of Product of Credits & Grades													
SGPI:Semester Grade Performance Index = 腓G/腓, CGPI:Cumulative Grade Performance Index													
% Marks : 80 and Above 75-79.99 70-74.99 60-69.99 50-59.99 45-49.99 40-44.99 Less Than 40													
Grade / Gr. Pt. : O / 10 A / 9 B / 8 C / 7 D / 6 E / 5 F / 4													

SEAT NO	NAME	<Course-I>	<Course-II>	<Course-III>	<Course-IV>	<Course-V>	< Course-VI>	<Course-VII>	<Course-VIII>	RESULT	REMARK	TOTAL MARKS OUT OF 750
Th(80/32)	Th(80/32)	Th(80/32)	Th(80/32)	Th(80/32)	Th(80/32)	Tw(25/10)	Tw(25/10)	Tw(25/10)	Tw(150/20)			
In(20/08)	In(20/08)	In(20/08)	In(20/08)	In(20/08)	In(20/08)	Pr/Or(25/10)	Pr/Or(25/10)	Pr/Or(100/40)				
Total	Total	Total	Total	Total	Total	Total	Total	Total				
C G GP C*G	C G GP C*G	C G GP C*G	C G GP C*G	C G GP C*G	C G GP C*G	C G GP C*G	C G GP C*G	C G GP C*G				
01. MEC901	DESIGN OF MECH. SYSTEMS	02. MEC802	INDUSTRIAL ENGG. & MGMT.	03. MEC803	POWER ENGINEERING							
06. MEC9043	RENEWABLE ENERGY SYSTEMS	16. ILO8029	ENVIRONMENTAL MANAGEMENT	17. MEL801	DESIGN OF MECH. SYSTEMS							
18. MEL802	POWER ENGINEERING	19. MEL803	PROJECT-II									
14281619	VAIUDE OMKAR NANDKUMAR UJWALA											
52	46	34	34	42	16	20	38					
8	11	11	8	9	20	21	83					
60	57	45	42	51	36	41	121					
4 C	7 28	4 D 6 24	4 E 5 20	4 P 4 16	3 D 6 18	1 B 8 8	1 O 10 10	6 O 10 60	27 184	6.81		453
SGPI: SEM-I: 6.63 ; SEM-II: 6.61 ; SEM-III: 7.23 ; SEM-IV: 7.58 ; SEM-V: 8.89 ; SEM-VI: 8.44 ; SEM-VII: 7.60 ; CGPI: 7.46												
CREDITS: SEM-I: 27.0 ; SEM-II: 27.0 ; SEM-III: 26.0 ; SEM-IV: 26.0 ; SEM-V: 27.0 ; SEM-VI: 25.0 ; SEM-VII: 25.0												
MARKS: SEM-I:448/750; SEM-II:465/750; SEM-III:471/725; SEM-IV:568/825; SEM-V:603/775; SEM-VI:542/725; SEM-VII:493/700; TOTAL: 4043/6000 (67.38%)												
14281620	VARTAK MANAL AJIT SHOBHANA											
66	59	61	65	38	21	22	41					
16	17	13	16	11	23	22	85					
82	76	74	81	49	44	44	126					
4 O	10 40	4 A 9 36	4 B 8 32	4 O 10 40	3 E 5 15	1 O 10 10	1 O 10 10	6 O 10 60	27 243	9.00		576
SGPI: SEM-I: 8.41 ; SEM-II: 8.52 ; SEM-III: 7.38 ; SEM-IV: 8.12 ; SEM-V: 9.85 ; SEM-VI: 9.84 ; SEM-VII: 9.84 ; CGPI: 8.86												
CREDITS: SEM-I: 27.0 ; SEM-II: 27.0 ; SEM-III: 26.0 ; SEM-IV: 26.0 ; SEM-V: 27.0 ; SEM-VI: 25.0 ; SEM-VII: 25.0												
MARKS: SEM-I:573/750; SEM-II:568/750; SEM-III:499/725; SEM-IV:609/825; SEM-V:669/775; SEM-VI:621/725; SEM-VII:577/700; TOTAL: 4692/6000 (78.20%)												
14281621	WANKHEDE MAYURESH SUBHASH VAISHALI											
45	51	55	45	57	22	22	41					
13	16	13	13	14	24	20	87					
58	67	68	58	71	46	42	128					
4 D	6 24	4 C 7 28	4 C 7 28	4 D 6 24	3 B 8 24	1 O 10 10	1 O 10 10	6 O 10 60	27 208	7.70		538
SGPI: SEM-I: 6.48 ; SEM-II: 6.81 ; SEM-III: 6.96 ; SEM-IV: 7.77 ; SEM-V: 9.59 ; SEM-VI: 9.80 ; SEM-VII: 9.12 ; CGPI: 8.01												
CREDITS: SEM-I: 27.0 ; SEM-II: 27.0 ; SEM-III: 26.0 ; SEM-IV: 26.0 ; SEM-V: 27.0 ; SEM-VI: 25.0 ; SEM-VII: 25.0												
MARKS: SEM-I:453/750; SEM-II:467/750; SEM-III:449/725; SEM-IV:579/825; SEM-V:654/775; SEM-VI:606/725; SEM-VII:551/700; TOTAL: 4297/6000 (71.62%)												

/- FEMALE, #- 0.229, @- 0.5042/0.5043, \*- 0.5045, \$- Carried Forward Grade, -- Dyslexia, A/ABS- Absent, F- Fails, P- Passes  
 RR- Reserved, RLE- Reserve for Lower Examination, RPV- Provisional, RCC- 0.5050, ADC- Admission Cancelled  
 G:Grade, GP:Grade Point, C:Credits, 腓腓:Sum of Credit Points, 腓G:Sum of Product of Credits & Grades  
 SGPI:Semester Grade Performance Index = 腓G/腓腓, CGPI:Cumulative Grade Performance Index  
 % Marks : 80 and Above 75-79.99 70-74.99 60-69.99 50-59.99 45-49.99 40-44.99 Less Than 40  
 Grade / Gr. Pt. : O / 10 A / 9 B / 8 C / 7 D / 6 E / 5 P / 4 F / 0



*Asouj*  
 HEAD

Dept. of Mechanical Engg.  
 Vidyavardhini's College of  
 Engineering & Technology  
 Vasal Road 401 202.

Date: 18/08/2022

## VIDYAVARDHINI'S COLLEGE OF ENGG. &amp; TECH. VASAI ROAD

Result of B.E /Electronics &amp; Telecomm. Engg. /Semester VIII(CBCGS) May-2022

	VCET	University
Number of Candidates Registered	71	Percentage record not received from university
Admitted	71	
Absent	Nil	
Appeared	71	
Pass	71	
RLE	Nil	
Fail	Nil	
PPR	Nil	
Pass Percentage	100%	

## BREAK UP OF SUCCESSFUL CANDIDATES

DISTINCTION	48
I Class	21
II Class	02
Pass	Nil
Pass (RLE)	Nil

## Meritorious students

Sr. No.	Seat No.	Name	VCE T Rank	CGP I	VCET pass%
1	10281619	Sankhe Akash Nitin Namrata	1 <sup>st</sup>	9.29	81.68
2	10281616	/Patil Shraddha Ashok Aarti	2 <sup>nd</sup>	9.26	83.22
3	10281595	/Maurya Priya Harishchandra Kusum	3 <sup>rd</sup>	8.93	79.36
4	10281597	/Nair Aishwarya Sreenivasan Latha	4 <sup>th</sup>	8.91	77.75
5	10281620	/Sankhe Rutuja Santosh Shubhangi	5 <sup>th</sup>	8.90	78.77
6	10281602	Salunkhe Omkar Suhas Sanjna	6 <sup>th</sup>	8.87	78.00
7	10281604	/Tank Jhanvi Dipakbhai Dharmila	7 <sup>th</sup>	8.79	79.61
8	10281621	Sawant Rushikesh Shatrughna Sunayana	8 <sup>th</sup>	8.72	77.69
	10281599	/Patil Akshata Prakash Priyanka	8 <sup>th</sup>	8.72	77.17
9	10281583	/Angadi Yuktha Ramesh Jyothi	9 <sup>th</sup>	8.70	76.61
10	10281603	Singhi Snehal Kalpesh Preeti	10 <sup>th</sup>	8.65	76.75

Exam. Section



SEAT_NO	NAME	<Course-I> Th(80/32) In(20/08) Total C G GP C*G	<Course-II> Th(80/32) In(20/08) Total C G GP C*G	<Course-III> Th(80/32) In(20/08) Total C G GP C*G	<Course-IV> Th(80/32) In(20/08) Total C G GP C*G	<Course-V> Tw(25/10) Or/Pr(25/10) Total C G GP C*G	<Course-VI> Tw(25/10) Or/Pr(25/10) Total C G GP C*G	<Course-VII> Tw(25/10) Or/Pr(25/10) Total C G GP C*G	<Course-VIII> Tw(100/40) Or/Pr(50/20) Total C G GP C*G	RESULT	REMARK	TOTAL MARKS OUT OF 700							
01.	ECC801		RF DESIGN		02. ECC802	WIRELESS NETWORKS		03. ECCDL08041	OPTICAL NETWORKS										
07.	ILO8021		PROJECT MANAGEMENT		16. ECL801	RF DESIGN LAB		17. ECL802	WIRELESS NETWORKS LAB										
18.	ECLDLO8041		OPTICAL NETWORKS LAB		22. ECL803	PROJECT-II													
-----																			
10281557	BERA RAHUL UTTAM CHHAYA																		
		42	49	37	51	18	19	17	84										
		10	11	10	13	17	18	19	45	P		460							
		52	60	47	64	35	37	36	129										
		4 D	6 24	4 C	7 28	4 E	5 20	3 C	7 21	1 B	8 8	1 B	8 8	1 B	8 8	6 O	10 60	24 177	7.38
		SGPI: SEM-I: 6.63 ; SEM-II: 5.63 ; SEM-III: 4.85 ; SEM-IV: 5.52 ; SEM-V: 8.63 ; SEM-VI: 9.68 ; SEM-VII: 8.42 ;										CGPI: 7.08							
		CREDITS: SEM-I: 27.0 ; SEM-II: 27.0 ; SEM-III: 26.0 ; SEM-IV: 25.0 ; SEM-V: 27.0 ; SEM-VI: 25.0 ; SEM-VII: 26.0																	
		MARKS: SEM-I:462/750; SEM-II:400/750; SEM-III:361/725; SEM-IV:356/700; SEM-V:556/750; SEM-VI:594/725; SEM-VII:585/800;										TOTAL: 3774/5900 (63.97%)							
-----																			
10281558	BHOIR SUYASH SANDESH SHUBHADA																		
		33	57	41	49	14	16	15	76										
		8	8	8	12	15	17	17	37	P		423							
		41	65	49	61	29	33	32	113										
		4 P	4 16	4 C	7 28	4 E	5 20	3 C	7 21	1 D	6 6	1 C	7 7	1 C	7 7	6 A	9 54	24 159	6.63
		SGPI: SEM-I: 5.37 ; SEM-II: 5.61 ; SEM-III: 8.73 ; SEM-IV: 7.08 ; SEM-V: 8.89 ; SEM-VI: 9.48 ; SEM-VII: 7.58 ;										CGPI: 7.41							
		CREDITS: SEM-I: 27.0 ; SEM-II: 27.0 ; SEM-III: 26.0 ; SEM-IV: 25.0 ; SEM-V: 27.0 ; SEM-VI: 25.0 ; SEM-VII: 26.0																	
		MARKS: SEM-I:390/750; SEM-II:397/750; SEM-III:551/725; SEM-IV:457/700; SEM-V:553/750; SEM-VI:576/725; SEM-VII:558/800;										TOTAL: 3905/5900 (66.19%)							
-----																			
10281559	GAIKWAD GANESH MANIK SHIVKANYA																		
		33	50	48	53	21	19	21	76										
		13	12	11	13	21	20	16	39	P		466							
		46	62	59	66	42	39	37	115										
		4 E	5 20	4 C	7 28	4 D	6 24	3 C	7 21	1 O	10 10	1 A	9 9	1 B	8 8	6 A	9 54	24 174	7.25
		SGPI: SEM-I: 6.31 ; SEM-II: 6.57 ; SEM-III: 7.15 ; SEM-IV: 6.56 ; SEM-V: 9.07 ; SEM-VI: 9.32 ; SEM-VII: 8.15 ;										CGPI: 7.54							
		CREDITS: SEM-I: 27.0 ; SEM-II: 27.0 ; SEM-III: 26.0 ; SEM-IV: 25.0 ; SEM-V: 27.0 ; SEM-VI: 25.0 ; SEM-VII: 26.0																	
		MARKS: SEM-I:448/750; SEM-II:468/750; SEM-III:479/725; SEM-IV:430/700; SEM-V:592/750; SEM-VI:573/725; SEM-VII:586/800;										TOTAL: 4042/5900 (68.51%)							
-----																			
/- FEMALE, #- 0.229, @- 0.5042/0.5043, *- 0.5045, \$- Carried Forward Grade, ~- Dyslexia, A/ABS- Absent, F- Fails, P- Passes																			
RR- Reserved, RLE- Reserve for Lower Examination, RPV- Provisional, RCC- 0.5050, ADC- Admission Cancelled																			
G:Grade, GP:Grade Point, C:Credits, 腓腓:Sum of Credit Points, 腓G:Sum of Product of Credits & Grades																			
SGPI:Semester Grade Performance Index = 腓G/腓腓, CGPI:Cumulative Grade Performance Index																			
% Marks : 80 and Above 75-79.99 70-74.99 60-69.99 50-59.99 45-49.99 40-44.99 Less Than 40																			
Grade / Gr. Pt. : O / 10 A / 9 B / 8 C / 7 D / 6 E / 5 P / 4 F / 0																			



SEAT_NO	NAME	<Course-I> Th(80/32) In(20/08) Total C G GP C*G	<Course-II> Th(80/32) In(20/08) Total C G GP C*G	<Course-III> Th(80/32) In(20/08) Total C G GP C*G	<Course-IV> Th(80/32) In(20/08) Total C G GP C*G	<Course-V> Tw(25/10) Or/Pr(25/10) Total C G GP C*G	<Course-VI> Tw(25/10) Or/Pr(25/10) Total C G GP C*G	<Course-VII> Tw(25/10) Or/Pr(25/10) Total C G GP C*G	<Course-VIII> Tw(100/40) Or/Pr(50/20) Total C G GP C*G	RESULT	REMARK	TOTAL MARKS OUT OF 700
01.	ECC801		RF DESIGN		02. ECC802	WIRELESS NETWORKS		03. ECCDL08041	OPTICAL NETWORKS			
07.	ILO8021		PROJECT MANAGEMENT		16. ECL801	RF DESIGN LAB		17. ECL802	WIRELESS NETWORKS LAB			
18.	ECLDL08041		OPTICAL NETWORKS LAB		22. ECL803	PROJECT-II						
-----												
10281560	GAJERA RAJ DILIP MADHURI											
		33	36	40	36	19	20	20	84			
		13	10	10	10	19	21	16	43	P		430
		46	46	50	46	38	41	36	127			
		4 E 5 20	4 E 5 20	4 D 6 24	3 E 5 15	1 A 9 9	1 O 10 10	1 B 8 8	6 O 10 60	24 166	6.92	
		SGPI: SEM-I: 6.06 ; SEM-II: 5.63 ; SEM-III: 6.77 ; SEM-IV: 6.72 ; SEM-V: 9.52 ; SEM-VI: 9.80 ; SEM-VII: 8.23 ; CGPI: 7.45										
		CREDITS: SEM-I: 27.0 ; SEM-II: 27.0 ; SEM-III: 26.0 ; SEM-IV: 25.0 ; SEM-V: 27.0 ; SEM-VI: 25.0 ; SEM-VII: 26.0										
		MARKS: SEM-I:437/750; SEM-II:414/750; SEM-III:453/725; SEM-IV:429/700; SEM-V:602/750; SEM-VI:606/725; SEM-VII:585/800; TOTAL: 3956/5900 (67.05%)										
-----												
10281561	GAVANKAR HRITHIK DEEPAK DEEPIKA											
		42	52	42	63	21	18	20	84			
		8	13	12	13	20	17	19	43	P		487
		50	65	54	76	41	35	39	127			
		4 D 6 24	4 C 7 28	4 D 6 24	3 A 9 27	1 O 10 10	1 B 8 8	1 A 9 9	6 O 10 60	24 190	7.92	
		SGPI: SEM-I: 5.37 ; SEM-II: 6.28 ; SEM-III: 7.35 ; SEM-IV: 6.68 ; SEM-V: 9.56 ; SEM-VI: 9.44 ; SEM-VII: 8.73 ; CGPI: 7.65 @0.10										
		CREDITS: SEM-I: 27.0 ; SEM-II: 27.0 ; SEM-III: 26.0 ; SEM-IV: 25.0 ; SEM-V: 27.0 ; SEM-VI: 25.0 ; SEM-VII: 26.0										
		MARKS: SEM-I:414/750; SEM-II:438/750; SEM-III:481/725; SEM-IV:438/700; SEM-V:611/750; SEM-VI:601/725; SEM-VII:614/800; TOTAL: 4084/5900 (69.22%)										
-----												
10281562	/GHARAT VISHRUTI RAJENDRA DEEPALI											
		43	74	61	51	22	19	19	71			
		12	16	14	17	20	20	17	40	P		516
		55	90	75	68	42	39	36	111			
		4 D 6 24	4 O 10 40	4 A 9 36	3 C 7 21	1 O 10 10	1 A 9 9	1 B 8 8	6 B 8 48	24 196	8.17	
		SGPI: SEM-I: 7.26 ; SEM-II: 7.17 ; SEM-III: 6.54 ; SEM-IV: 7.04 ; SEM-V: 9.44 ; SEM-VI: 9.88 ; SEM-VII: 9.12 ; CGPI: 8.07										
		CREDITS: SEM-I: 27.0 ; SEM-II: 27.0 ; SEM-III: 26.0 ; SEM-IV: 25.0 ; SEM-V: 27.0 ; SEM-VI: 25.0 ; SEM-VII: 26.0										
		MARKS: SEM-I:498/750; SEM-II:486/750; SEM-III:447/725; SEM-IV:460/700; SEM-V:605/750; SEM-VI:617/725; SEM-VII:621/800; TOTAL: 4250/5900 (72.03%)										
-----												
/- FEMALE, #- 0.229, @- 0.5042/0.5043, *- 0.5045, \$- Carried Forward Grade, ~- Dyslexia, A/ABS- Absent, F- Fails, P- Passes												
RR- Reserved, RLE- Reserve for Lower Examination, RPV- Provisional, RCC- 0.5050, ADC- Admission Cancelled												
G:Grade, GP:Grade Point, C:Credits, 腩腩:Sum of Credit Points, 腩腩G:Sum of Product of Credits & Grades												
SGPI:Semester Grade Performance Index = 腩腩G/腩腩, CGPI:Cumulative Grade Performance Index												
% Marks : 80 and Above 75-79.99 70-74.99 60-69.99 50-59.99 45-49.99 40-44.99 Less Than 40												
Grade / Gr. Pt. : O / 10 A / 9 B / 8 C / 7 D / 6 E / 5 P / 4 F / 0												

SEAT_NO	NAME	<Course-I> Th(80/32) In(20/08) Total C G GP C*G	<Course-II> Th(80/32) In(20/08) Total C G GP C*G	<Course-III> Th(80/32) In(20/08) Total C G GP C*G	<Course-IV> Th(80/32) In(20/08) Total C G GP C*G	<Course-V> Tw(25/10) Or/Pr(25/10) Total C G GP C*G	<Course-VI> Tw(25/10) Or/Pr(25/10) Total C G GP C*G	<Course-VII> Tw(25/10) Or/Pr(25/10) Total C G GP C*G	<Course-VIII> Tw(100/40) Or/Pr(50/20) Total C G GP C*G	RESULT	REMARK	TOTAL MARKS OUT OF 700
01.	ECC801		RF DESIGN		02. ECC802	WIRELESS NETWORKS		03. ECCDL08041	OPTICAL NETWORKS			
07.	ILO8021		PROJECT MANAGEMENT		16. ECL801	RF DESIGN LAB		17. ECL802	WIRELESS NETWORKS LAB			
18.	ECLDLO8041		OPTICAL NETWORKS LAB		22. ECL803	PROJECT-II						
-----												
10281563	GOLE PRATIK VIJAY VANDANA											
		66	51	54	60	23	22	22	80			
		17	13	15	15	23	21	23	43	P		548
		83	64	69	75	46	43	45	123			
		4 O 10 40	4 C 7 28	4 C 7 28	3 A 9 27	1 O 10 10	1 O 10 10	1 O 10 10	6 O 10 60	24 213	8.88	
		SGPI: SEM-I: 6.11 ; SEM-II: 6.57 ; SEM-III: 6.77 ; SEM-IV: 8.08 ; SEM-V: 9.78 ; SEM-VI: 9.92 ; SEM-VII: 8.73 ; CGPI: 8.08										
		CREDITS: SEM-I: 27.0 ; SEM-II: 27.0 ; SEM-III: 26.0 ; SEM-IV: 25.0 ; SEM-V: 27.0 ; SEM-VI: 25.0 ; SEM-VII: 26.0										
		MARKS: SEM-I:441/750; SEM-II:467/750; SEM-III:454/725; SEM-IV:509/700; SEM-V:629/750; SEM-VI:620/725; SEM-VII:628/800; TOTAL: 4296/5900 (72.81%)										
-----												
10281564	GOSAVI BHAVESH SHRIKRISHNA SMITA											
		40	42	51	67	17	20	18	83			
		10	12	12	12	18	18	20	43	P		483
		50	54	63	79	35	38	38	126			
		4 D 6 24	4 D 6 24	4 C 7 28	3 A 9 27	1 B 8 8	1 A 9 9	1 A 9 9	6 O 10 60	24 189	7.88	
		SGPI: SEM-I: 5.63 ; SEM-II: 5.94 ; SEM-III: 6.08 ; SEM-IV: 6.28 ; SEM-V: 9.48 ; SEM-VI: 9.68 ; SEM-VII: 9.12 ; CGPI: 7.50										
		CREDITS: SEM-I: 27.0 ; SEM-II: 27.0 ; SEM-III: 26.0 ; SEM-IV: 25.0 ; SEM-V: 27.0 ; SEM-VI: 25.0 ; SEM-VII: 26.0										
		MARKS: SEM-I:419/750; SEM-II:430/750; SEM-III:413/725; SEM-IV:405/700; SEM-V:612/750; SEM-VI:614/725; SEM-VII:630/800; TOTAL: 4006/5900 (67.90%)										
-----												
10281565	GURAV APURVA VIJAY SUNITA											
		53	56	66	51	21	21	20	87			
		15	13	11	14	20	17	19	45	P		529
		68	69	77	65	41	38	39	132			
		4 C 7 28	4 C 7 28	4 A 9 36	3 C 7 21	1 O 10 10	1 A 9 9	1 A 9 9	6 O 10 60	24 201	8.38	
		SGPI: SEM-I: 6.07 ; SEM-II: 6.81 ; SEM-III: 7.12 ; SEM-IV: 7.36 ; SEM-V: 9.67 ; SEM-VI: 9.56 ; SEM-VII: 9.08 ; CGPI: 7.99										
		CREDITS: SEM-I: 27.0 ; SEM-II: 27.0 ; SEM-III: 26.0 ; SEM-IV: 25.0 ; SEM-V: 27.0 ; SEM-VI: 25.0 ; SEM-VII: 26.0										
		MARKS: SEM-I:449/750; SEM-II:478/750; SEM-III:473/725; SEM-IV:481/700; SEM-V:613/750; SEM-VI:605/725; SEM-VII:618/800; TOTAL: 4246/5900 (71.97%)										
-----												
/- FEMALE, #- 0.229, @- 0.5042/0.5043, *- 0.5045, \$- Carried Forward Grade, ~- Dyslexia, A/ABS- Absent, F- Fails, P- Passes												
RR- Reserved, RLE- Reserve for Lower Examination, RPV- Provisional, RCC- 0.5050, ADC- Admission Cancelled												
G:Grade, GP:Grade Point, C:Credits, 腩:Sum of Credit Points, 腩G:Sum of Product of Credits & Grades												
SGPI:Semester Grade Performance Index = 腩G/腩, CGPI:Cumulative Grade Performance Index												
% Marks : 80 and Above 75-79.99 70-74.99 60-69.99 50-59.99 45-49.99 40-44.99 Less Than 40												
Grade / Gr. Pt. : O / 10 A / 9 B / 8 C / 7 D / 6 E / 5 P / 4 F / 0												

SEAT_NO	NAME	<Course-I> Th(80/32) In(20/08) Total C G GP C*G	<Course-II> Th(80/32) In(20/08) Total C G GP C*G	<Course-III> Th(80/32) In(20/08) Total C G GP C*G	<Course-IV> Th(80/32) In(20/08) Total C G GP C*G	< Course-V > Tw(25/10) Or/Pr(25/10) Total C G GP C*G	<Course-VI > Tw(25/10) Or/Pr(25/10) Total C G GP C*G	<Course-VII> Tw(25/10) Or/Pr(25/10) Total C G GP C*G	<Course-VIII> Tw(100/40) Or/Pr(50/20) Total C G GP C*G	RESULT	REMARK	TOTAL MARKS OUT OF 700
										腩 腩 G	SGPI	
01.	ECC801	RF DESIGN			02.	ECC802	WIRELESS NETWORKS			03.	ECCDL08041	OPTICAL NETWORKS
07.	ILO8021	PROJECT MANAGEMENT			16.	ECL801	RF DESIGN LAB			17.	ECL802	WIRELESS NETWORKS LAB
18.	ECLDL08041	OPTICAL NETWORKS LAB			22.	ECL803	PROJECT-II					
-----												
10281566 /JUSS MANPREET AMRITPAL KRITI												
39	70	56	58	19	20	19	89					
12	14	15	18	20	20	17	45	P			531	
51	84	71	76	39	40	36	134					
4 D	6 24	4 O 10 40	4 B 8 32	3 A 9 27	1 A 9 9	1 O 10 10	1 B 8 8	6 O 10 60	24 210	8.75		
SGPI: SEM-I: 7.15 ; SEM-II: 7.48 ; SEM-III: 6.27 ; SEM-IV: 6.40 ; SEM-V: 9.44 ; SEM-VI: 9.68 ; SEM-VII: 8.81 ; CGPI: 7.99												
CREDITS: SEM-I: 27.0 ; SEM-II: 27.0 ; SEM-III: 26.0 ; SEM-IV: 25.0 ; SEM-V: 27.0 ; SEM-VI: 25.0 ; SEM-VII: 26.0												
MARKS: SEM-I:488/750; SEM-II:512/750; SEM-III:430/725; SEM-IV:407/700; SEM-V:622/750; SEM-VI:600/725; SEM-VII:611/800; TOTAL: 4201/5900 (71.20%)												
-----												
10281567 KAMBLE RAHUL BHIVAJI SUNITA												
37	51	71	65	18	21	18	88					
11	15	12	15	19	18	21	46	P			526	
48	66	83	80	37	39	39	134					
4 E	5 20	4 C 7 28	4 O 10 40	3 O 10 30	1 B 8 8	1 A 9 9	1 A 9 9	6 O 10 60	24 204	8.50		
SGPI: SEM-I: 5.94 ; SEM-II: 6.35 ; SEM-III: 6.73 ; SEM-IV: 6.68 ; SEM-V: 9.85 ; SEM-VI: 9.76 ; SEM-VII: 9.08 ; CGPI: 7.84												
CREDITS: SEM-I: 27.0 ; SEM-II: 27.0 ; SEM-III: 26.0 ; SEM-IV: 25.0 ; SEM-V: 27.0 ; SEM-VI: 25.0 ; SEM-VII: 26.0												
MARKS: SEM-I:424/750; SEM-II:452/750; SEM-III:452/725; SEM-IV:428/700; SEM-V:639/750; SEM-VI:619/725; SEM-VII:633/800; TOTAL: 4173/5900 (70.73%)												
-----												
10281568 KHARWAR ANKIT ASHOK NEETA												
55	64	48	60	19	18	18	85					
9	11	12	13	18	18	19	42	P			509	
64	75	60	73	37	36	37	127					
4 C	7 28	4 A 9 36	4 C 7 28	3 B 8 24	1 B 8 8	1 B 8 8	1 B 8 8	6 O 10 60	24 200	8.33		
SGPI: SEM-I: 5.48 ; SEM-II: 6.04 ; SEM-III: 5.15 ; SEM-IV: 4.92 ; SEM-V: 9.52 ; SEM-VI: 9.76 ; SEM-VII: 8.73 ; CGPI: 7.23												
CREDITS: SEM-I: 27.0 ; SEM-II: 27.0 ; SEM-III: 26.0 ; SEM-IV: 25.0 ; SEM-V: 27.0 ; SEM-VI: 25.0 ; SEM-VII: 26.0												
MARKS: SEM-I:417/750; SEM-II:436/750; SEM-III:369/725; SEM-IV:337/700; SEM-V:603/750; SEM-VI:616/725; SEM-VII:610/800; TOTAL: 3897/5900 (66.05%)												
-----												
/- FEMALE, #- 0.229, @- 0.5042/0.5043, *- 0.5045, \$- Carried Forward Grade, ~- Dyslexia, A/ABS- Absent, F- Fails, P- Passes												
RR- Reserved, RLE- Reserve for Lower Examination, RPV- Provisional, RCC- 0.5050, ADC- Admission Cancelled												
G:Grade, GP:Grade Point, C:Credits, 腩:Sum of Credit Points, 腩G:Sum of Product of Credits & Grades												
SGPI:Semester Grade Performance Index = 腩G/腩, CGPI:Cumulative Grade Performance Index												
% Marks : 80 and Above 75-79.99 70-74.99 60-69.99 50-59.99 45-49.99 40-44.99 Less Than 40												
Grade / Gr. Pt. : O / 10 A / 9 B / 8 C / 7 D / 6 E / 5 P / 4 F / 0												

SEAT_NO	NAME	<Course-I> Th(80/32) In(20/08) Total C G GP C*G	<Course-II> Th(80/32) In(20/08) Total C G GP C*G	<Course-III> Th(80/32) In(20/08) Total C G GP C*G	<Course-IV> Th(80/32) In(20/08) Total C G GP C*G	<Course-V> Tw(25/10) Or/Pr(25/10) Total C G GP C*G	<Course-VI> Tw(25/10) Or/Pr(25/10) Total C G GP C*G	<Course-VII> Tw(25/10) Or/Pr(25/10) Total C G GP C*G	<Course-VIII> Tw(100/40) Or/Pr(50/20) Total C G GP C*G	RESULT	REMARK	TOTAL MARKS OUT OF 700
										腩 腩 G	SGPI	
01.	ECC801	RF DESIGN			02.	ECC802	WIRELESS NETWORKS			03.	ECCDL08041	OPTICAL NETWORKS
07.	ILO8021	PROJECT MANAGEMENT			16.	ECL801	RF DESIGN LAB			17.	ECL802	WIRELESS NETWORKS LAB
18.	ECLDL08041	OPTICAL NETWORKS LAB			22.	ECL803	PROJECT-II					
-----												
10281569	NAYAK VARUN VIVEKANANDA PRATHIMA											
44	56	52	58	22	21	21	89					
9	11	12	17	21	21	19	45	P			518	
53	67	64	75	43	42	40	134					
4 D	6 24	4 C 7 28	4 C 7 28	3 A 9 27	1 O 10 10	1 O 10 10	1 O 10 10	6 O 10 60	24	197	8.21	
SGPI: SEM-I: 6.22 ; SEM-II: 6.48 ; SEM-III: 6.77 ; SEM-IV: 7.40 ; SEM-V: 9.19 ; SEM-VI: 9.92 ; SEM-VII: 8.96 ; CGPI: 7.87												
CREDITS: SEM-I: 27.0 ; SEM-II: 27.0 ; SEM-III: 26.0 ; SEM-IV: 25.0 ; SEM-V: 27.0 ; SEM-VI: 25.0 ; SEM-VII: 26.0												
MARKS: SEM-I:446/750; SEM-II:450/750; SEM-III:461/725; SEM-IV:467/700; SEM-V:598/750; SEM-VI:621/725; SEM-VII:623/800; TOTAL: 4184/5900 (70.92%)												
-----												
10281570	/PARSEKAR TEJASWI SANTOSH SWATI											
43	64	54	72	20	19	19	79					
8	12	10	14	18	18	19	38	P			507	
51	76	64	86	38	37	38	117					
4 D	6 24	4 A 9 36	4 C 7 28	3 O 10 30	1 A 9 9	1 B 8 8	1 A 9 9	6 A 9 54	24	198	8.25	
SGPI: SEM-I: 6.00 ; SEM-II: 6.48 ; SEM-III: 8.15 ; SEM-IV: 7.04 ; SEM-V: 9.15 ; SEM-VI: 9.76 ; SEM-VII: 8.12 ; CGPI: 7.85												
CREDITS: SEM-I: 27.0 ; SEM-II: 27.0 ; SEM-III: 26.0 ; SEM-IV: 25.0 ; SEM-V: 27.0 ; SEM-VI: 25.0 ; SEM-VII: 26.0												
MARKS: SEM-I:450/750; SEM-II:452/750; SEM-III:510/725; SEM-IV:456/700; SEM-V:585/750; SEM-VI:612/725; SEM-VII:580/800; TOTAL: 4152/5900 (70.37%)												
-----												
10281571	RANE GAURESH PRADEEP MANISHA											
40	52	48	43	15	20	19	79					
9	9	10	12	18	19	21	40	P			454	
49	61	58	55	33	39	40	119					
4 E	5 20	4 C 7 28	4 D 6 24	3 D 6 18	1 C 7 7	1 A 9 9	1 O 10 10	6 A 9 54	24	170	7.08	
SGPI: SEM-I: 7.37 ; SEM-II: 5.65 ; SEM-III: 5.23 ; SEM-IV: 6.08 ; SEM-V: 8.59 ; SEM-VI: 9.76 ; SEM-VII: 8.12 ; CGPI: 7.23												
CREDITS: SEM-I: 27.0 ; SEM-II: 27.0 ; SEM-III: 26.0 ; SEM-IV: 25.0 ; SEM-V: 27.0 ; SEM-VI: 25.0 ; SEM-VII: 26.0												
MARKS: SEM-I:504/750; SEM-II:412/750; SEM-III:363/725; SEM-IV:401/700; SEM-V:569/750; SEM-VI:609/725; SEM-VII:572/800; TOTAL: 3884/5900 (65.83%)												
-----												
/- FEMALE, #- 0.229, @- 0.5042/0.5043, *- 0.5045, \$- Carried Forward Grade, ~- Dyslexia, A/ABS- Absent, F- Fails, P- Passes												
RR- Reserved, RLE- Reserve for Lower Examination, RPV- Provisional, RCC- 0.5050, ADC- Admission Cancelled												
G:Grade, GP:Grade Point, C:Credits, 腩:Sum of Credit Points, 腩G:Sum of Product of Credits & Grades												
SGPI:Semester Grade Performance Index = 腩G/腩, CGPI:Cumulative Grade Performance Index												
% Marks : 80 and Above 75-79.99 70-74.99 60-69.99 50-59.99 45-49.99 40-44.99 Less Than 40												
Grade / Gr. Pt. : O / 10 A / 9 B / 8 C / 7 D / 6 E / 5 P / 4 F / 0												
-----												

SEAT_NO	NAME	<Course-I> Th(80/32) In(20/08) Total C G GP C*G	<Course-II> Th(80/32) In(20/08) Total C G GP C*G	<Course-III> Th(80/32) In(20/08) Total C G GP C*G	<Course-IV> Th(80/32) In(20/08) Total C G GP C*G	<Course-V> Tw(25/10) Or/Pr(25/10) Total C G GP C*G	<Course-VI> Tw(25/10) Or/Pr(25/10) Total C G GP C*G	<Course-VII> Tw(25/10) Or/Pr(25/10) Total C G GP C*G	<Course-VIII> Tw(100/40) Or/Pr(50/20) Total C G GP C*G	RESULT	REMARK	TOTAL MARKS OUT OF 700
01.	ECC801		RF DESIGN		02. ECC802	WIRELESS NETWORKS		03. ECCDL08041	OPTICAL NETWORKS			
07.	ILO8021		PROJECT MANAGEMENT		16. ECL801	RF DESIGN LAB		17. ECL802	WIRELESS NETWORKS LAB			
18.	ECLDLO8041		OPTICAL NETWORKS LAB		22. ECL803	PROJECT-II						
-----												
10281572	SAEEV HARPREET SINGH	INDERJIT SINGH	ROHINI KAUR									
	56	47	63	56	21	21	19	80				
	15	15	14	16	20	20	15	40	P		518	
	71	62	77	72	41	41	34	120				
	4 B	8 32	4 C 7 28	4 A 9 36	3 B 8 24	1 O 10 10	1 O 10 10	1 C 7 7	6 O 10 60	24 207	8.63	
	SGPI: SEM-I: 6.13 ; SEM-II: 6.15 ; SEM-III: 6.58 ; SEM-IV: 6.84 ; SEM-V: 9.11 ; SEM-VI: 9.88 ; SEM-VII: 8.69 ; CGPI: 7.73 @0.02											
	CREDITS: SEM-I: 27.0 ; SEM-II: 27.0 ; SEM-III: 26.0 ; SEM-IV: 25.0 ; SEM-V: 27.0 ; SEM-VI: 25.0 ; SEM-VII: 26.0											
	MARKS: SEM-I:437/750; SEM-II:441/750; SEM-III:434/725; SEM-IV:433/700; SEM-V:583/750; SEM-VI:610/725; SEM-VII:608/800; TOTAL: 4064/5900 (68.88%)											
-----												
10281573	/SHARMA PARINISTHA GIRIJA NANDA ANUPA											
	67	50	55	54	21	20	21	88				
	15	15	16	18	20	22	18	45	P		545	
	82	65	71	72	41	42	39	133				
	4 O	10 40	4 C 7 28	4 B 8 32	3 B 8 24	1 O 10 10	1 O 10 10	1 A 9 9	6 O 10 60	24 213	8.88	
	SGPI: SEM-I: 6.30 ; SEM-II: 7.33 ; SEM-III: 5.69 ; SEM-IV: 6.32 ; SEM-V: 9.70 ; SEM-VI: 9.96 ; SEM-VII: 9.35 ; CGPI: 7.93											
	CREDITS: SEM-I: 27.0 ; SEM-II: 27.0 ; SEM-III: 26.0 ; SEM-IV: 25.0 ; SEM-V: 27.0 ; SEM-VI: 25.0 ; SEM-VII: 26.0											
	MARKS: SEM-I:444/750; SEM-II:517/750; SEM-III:405/725; SEM-IV:412/700; SEM-V:647/750; SEM-VI:637/725; SEM-VII:650/800; TOTAL: 4257/5900 (72.15%)											
-----												
10281574	TAKKE SHREYASH SANTOSH SANJANA											
	52	63	58	63	20	20	21	86				
	13	14	15	17	20	18	22	45	P		547	
	65	77	73	80	40	38	43	131				
	4 C	7 28	4 A 9 36	4 B 8 32	3 O 10 30	1 O 10 10	1 A 9 9	1 O 10 10	6 O 10 60	24 215	8.96	
	SGPI: SEM-I: 7.00 ; SEM-II: 7.07 ; SEM-III: 7.46 ; SEM-IV: 8.04 ; SEM-V: 9.70 ; SEM-VI: 9.76 ; SEM-VII: 9.08 ; CGPI: 8.37											
	CREDITS: SEM-I: 27.0 ; SEM-II: 27.0 ; SEM-III: 26.0 ; SEM-IV: 25.0 ; SEM-V: 27.0 ; SEM-VI: 25.0 ; SEM-VII: 26.0											
	MARKS: SEM-I:481/750; SEM-II:488/750; SEM-III:495/725; SEM-IV:499/700; SEM-V:624/750; SEM-VI:612/725; SEM-VII:632/800; TOTAL: 4378/5900 (74.20%)											
-----												
/- FEMALE, #- 0.229, @- 0.5042/0.5043, *- 0.5045, \$- Carried Forward Grade, ~- Dyslexia, A/ABS- Absent, F- Fails, P- Passes												
RR- Reserved, RLE- Reserve for Lower Examination, RPV- Provisional, RCC- 0.5050, ADC- Admission Cancelled												
G:Grade, GP:Grade Point, C:Credits, 腩腩:Sum of Credit Points, 腩腩G:Sum of Product of Credits & Grades												
SGPI:Semester Grade Performance Index = 腩腩G/腩腩, CGPI:Cumulative Grade Performance Index												
% Marks : 80 and Above 75-79.99 70-74.99 60-69.99 50-59.99 45-49.99 40-44.99 Less Than 40												
Grade / Gr. Pt. : O / 10 A / 9 B / 8 C / 7 D / 6 E / 5 P / 4 F / 0												

SEAT_NO	NAME	<Course-I> Th(80/32) In(20/08) Total C G GP C*G	<Course-II> Th(80/32) In(20/08) Total C G GP C*G	<Course-III> Th(80/32) In(20/08) Total C G GP C*G	<Course-IV> Th(80/32) In(20/08) Total C G GP C*G	<Course-V> Tw(25/10) Or/Pr(25/10) Total C G GP C*G	<Course-VI> Tw(25/10) Or/Pr(25/10) Total C G GP C*G	<Course-VII> Tw(25/10) Or/Pr(25/10) Total C G GP C*G	<Course-VIII> Tw(100/40) Or/Pr(50/20) Total C G GP C*G	RESULT	REMARK	TOTAL MARKS OUT OF 700							
01.	ECC801		RF DESIGN		02. ECC802	WIRELESS NETWORKS		03. ECCDL08041	OPTICAL NETWORKS										
07.	ILO8021		PROJECT MANAGEMENT		16. ECL801	RF DESIGN LAB		17. ECL802	WIRELESS NETWORKS LAB										
18.	ECLDL08041		OPTICAL NETWORKS LAB		22. ECL803	PROJECT-II													
-----																			
10281575	WALAVALKAR VEDANT SANJEEV SUNITA																		
		50	52	57	55	19	18	20	76										
		12	15	14	16	18	15	21	39	P		497							
		62	67	71	71	37	33	41	115										
		4 C	7 28	4 B	8 32	3 B	8 24	1 B	8 8	1 C	7 7	1 O	10 10	6 A	9 54	24 191	7.96		
		SGPI: SEM-I: 5.02 ; SEM-II: 6.30 ; SEM-III: 5.77 ; SEM-IV: 6.24 ; SEM-V: 8.22 ; SEM-VI: 9.60 ; SEM-VII: 8.38 ;										CGPI: 7.16							
		CREDITS: SEM-I: 27.0 ; SEM-II: 27.0 ; SEM-III: 26.0 ; SEM-IV: 25.0 ; SEM-V: 27.0 ; SEM-VI: 25.0 ; SEM-VII: 26.0																	
		MARKS: SEM-I:383/750; SEM-II:433/750; SEM-III:397/725; SEM-IV:402/700; SEM-V:552/750; SEM-VI:598/725; SEM-VII:595/800;										TOTAL: 3857/5900 (65.37%)							
-----																			
10281576	WAYAL HRITHIK SHIVAJI JAYSHREE																		
		45	60	46	47	20	19	19	87										
		12	15	13	16	18	17	19	45	P		498							
		57	75	59	63	38	36	38	132										
		4 D	6 24	4 A	9 36	4 D	6 24	3 C	7 21	1 A	9 9	1 B	8 8	1 A	9 9	6 O	10 60	24 191	7.96
		SGPI: SEM-I: 8.19 ; SEM-II: 7.44 ; SEM-III: 7.23 ; SEM-IV: 7.76 ; SEM-V: 9.52 ; SEM-VI: 9.60 ; SEM-VII: 9.46 ;										CGPI: 8.40							
		CREDITS: SEM-I: 27.0 ; SEM-II: 27.0 ; SEM-III: 26.0 ; SEM-IV: 25.0 ; SEM-V: 27.0 ; SEM-VI: 25.0 ; SEM-VII: 26.0																	
		MARKS: SEM-I:561/750; SEM-II:520/750; SEM-III:481/725; SEM-IV:497/700; SEM-V:622/750; SEM-VI:629/725; SEM-VII:641/800;										TOTAL: 4449/5900 (75.41%)							
-----																			
10281577	/YADAV AARTI JANGBAHADUR SUSHMA																		
		55	34	47	57	18	18	17	82										
		8	14	12	14	17	18	15	42	P		468							
		63	48	59	71	35	36	32	124										
		4 C	7 28	4 E	5 20	4 D	6 24	3 B	8 24	1 B	8 8	1 B	8 8	1 C	7 7	6 O	10 60	24 179	7.46
		(DIPLOMA STUDENT) SGPI: SEM-III: 6.81 ; SEM-IV: 6.60 ; SEM-V: 8.33 ; SEM-VI: 9.48 ; SEM-VII: 8.27 ;										CGPI: 7.83							
		CREDITS: SEM-III: 26.0 ; SEM-IV: 25.0 ; SEM-V: 27.0 ; SEM-VI: 25.0 ; SEM-VII: 26.0																	
		MARKS: SEM-III:458/725; SEM-IV:425/700; SEM-V:555/750; SEM-VI:604/725; SEM-VII:585/800;										TOTAL: 3095/4400 (70.34%)							
-----																			
/- FEMALE, #- 0.229, @- 0.5042/0.5043, *- 0.5045, \$- Carried Forward Grade, ~- Dyslexia, A/ABS- Absent, F- Fails, P- Passes																			
RR- Reserved, RLE- Reserve for Lower Examination, RPV- Provisional, RCC- 0.5050, ADC- Admission Cancelled																			
G:Grade, GP:Grade Point, C:Credits, 腓:Sum of Credit Points, 腓G:Sum of Product of Credits & Grades																			
SGPI:Semester Grade Performance Index = 腓G/腓, CGPI:Cumulative Grade Performance Index																			
% Marks : 80 and Above 75-79.99 70-74.99 60-69.99 50-59.99 45-49.99 40-44.99 Less Than 40																			
Grade / Gr. Pt. : O / 10 A / 9 B / 8 C / 7 D / 6 E / 5 P / 4 F / 0																			

SEAT_NO	NAME	<Course-I> Th(80/32) In(20/08) Total C G GP C*G	<Course-II> Th(80/32) In(20/08) Total C G GP C*G	<Course-III> Th(80/32) In(20/08) Total C G GP C*G	<Course-IV> Th(80/32) In(20/08) Total C G GP C*G	< Course-V > Tw(25/10) Or/Pr(25/10) Total C G GP C*G	<Course-VI > Tw(25/10) Or/Pr(25/10) Total C G GP C*G	<Course-VII> Tw(25/10) Or/Pr(25/10) Total C G GP C*G	<Course-VIII> Tw(100/40) Or/Pr(50/20) Total C G GP C*G	RESULT	REMARK	TOTAL MARKS OUT OF 700					
										腩	腩G	SGPI					
01.	ECC801	RF DESIGN			02.	ECC802 WIRELESS NETWORKS			03.	ECCDL08041	OPTICAL NETWORKS						
15.	ILO8029	ENVIRONMENTAL MANAGEMENT			16.	ECL801 RF DESIGN LAB			17.	ECL802	WIRELESS NETWORKS LAB						
18.	ECLDL08041	OPTICAL NETWORKS LAB			22.	ECL803 PROJECT-II											
-----																	
10281578	JADHAV KHUSHAL MADHAV RANJANA																
50	57	46	53	19	20	17	76										
12	11	11	12	19	18	17	41	P	479								
62	68	57	65	38	38	34	117										
4 C	7 28	4 C	7 28	4 D	6 24	3 C	7 21	1 A	9 9	1 A	9 9	1 C	7 7	6 A	9 54	24 180	7.50
SGPI: SEM-I: 5.48 ; SEM-II: 5.91 ; SEM-III: 6.38 ; SEM-IV: 6.72 ; SEM-V: 9.48 ; SEM-VI: 9.60 ; SEM-VII: 8.85 ; CGPI: 7.48																	
CREDITS: SEM-I: 27.0 ; SEM-II: 27.0 ; SEM-III: 26.0 ; SEM-IV: 25.0 ; SEM-V: 27.0 ; SEM-VI: 25.0 ; SEM-VII: 26.0																	
MARKS: SEM-I:409/750; SEM-II:429/750; SEM-III:445/725; SEM-IV:446/700; SEM-V:609/750; SEM-VI:606/725; SEM-VII:600/800; TOTAL: 4023/5900 (68.19%)																	
-----																	
10281579	MAKWANA DEEP HITESH DIPA																
63	41	42	51	20	19	19	80										
12	11	12	11	20	17	19	40	P	477								
75	52	54	62	40	36	38	120										
4 A	9 36	4 D	6 24	4 D	6 24	3 C	7 21	1 O	10 10	1 B	8 8	1 A	9 9	6 O	10 60	24 192	8.00
SGPI: SEM-I: 5.48 ; SEM-II: 6.06 ; SEM-III: 6.65 ; SEM-IV: 7.16 ; SEM-V: 9.48 ; SEM-VI: 9.80 ; SEM-VII: 8.88 ; CGPI: 7.67 @0.08																	
CREDITS: SEM-I: 27.0 ; SEM-II: 27.0 ; SEM-III: 26.0 ; SEM-IV: 25.0 ; SEM-V: 27.0 ; SEM-VI: 25.0 ; SEM-VII: 26.0																	
MARKS: SEM-I:423/750; SEM-II:444/750; SEM-III:446/725; SEM-IV:477/700; SEM-V:616/750; SEM-VI:630/725; SEM-VII:623/800; TOTAL: 4136/5900 (70.10%)																	
-----																	
10281580	MEHER RAHUL NARENDRA JYOTSNA																
37	44	47	46	18	20	17	81										
8	13	9	11	19	20	19	40	P	449								
45	57	56	57	37	40	36	121										
4 E	5 20	4 D	6 24	4 D	6 24	3 D	6 18	1 B	8 8	1 O	10 10	1 B	8 8	6 O	10 60	24 172	7.17
SGPI: SEM-I: 6.85 ; SEM-II: 7.44 ; SEM-III: 6.27 ; SEM-IV: 7.88 ; SEM-V: 9.81 ; SEM-VI: 9.88 ; SEM-VII: 8.81 ; CGPI: 8.01																	
CREDITS: SEM-I: 27.0 ; SEM-II: 27.0 ; SEM-III: 26.0 ; SEM-IV: 25.0 ; SEM-V: 27.0 ; SEM-VI: 25.0 ; SEM-VII: 26.0																	
MARKS: SEM-I:473/750; SEM-II:516/750; SEM-III:435/725; SEM-IV:505/700; SEM-V:635/750; SEM-VI:627/725; SEM-VII:619/800; TOTAL: 4259/5900 (72.19%)																	
-----																	
/- FEMALE, #- 0.229, @- 0.5042/0.5043, *- 0.5045, \$- Carried Forward Grade, ~- Dyslexia, A/ABS- Absent, F- Fails, P- Passes																	
RR- Reserved, RLE- Reserve for Lower Examination, RPV- Provisional, RCC- 0.5050, ADC- Admission Cancelled																	
G:Grade, GP:Grade Point, C:Credits, 腩:Sum of Credit Points, 腩G:Sum of Product of Credits & Grades																	
SGPI:Semester Grade Performance Index = 腩G/腩, CGPI:Cumulative Grade Performance Index																	
% Marks : 80 and Above 75-79.99 70-74.99 60-69.99 50-59.99 45-49.99 40-44.99 Less Than 40																	
Grade / Gr. Pt. : O / 10 A / 9 B / 8 C / 7 D / 6 E / 5 P / 4 F / 0																	

SEAT_NO	NAME	<Course-I> Th(80/32) In(20/08) Total C G GP C*G	<Course-II> Th(80/32) In(20/08) Total C G GP C*G	<Course-III> Th(80/32) In(20/08) Total C G GP C*G	<Course-IV> Th(80/32) In(20/08) Total C G GP C*G	<Course-V> Tw(25/10) Or/Pr(25/10) Total C G GP C*G	<Course-VI> Tw(25/10) Or/Pr(25/10) Total C G GP C*G	<Course-VII> Tw(25/10) Or/Pr(25/10) Total C G GP C*G	<Course-VIII> Tw(100/40) Or/Pr(50/20) Total C G GP C*G	RESULT	REMARK	TOTAL MARKS OUT OF 700
01. ECC801	RF DESIGN											
15. ILO8029	ENVIRONMENTAL MANAGEMENT											
18. ECLDLO8041	OPTICAL NETWORKS LAB											
02. ECC802	WIRELESS NETWORKS											
16. ECL801	RF DESIGN LAB											
22. ECL803	PROJECT-II											
03. ECCDLO8041	OPTICAL NETWORKS											
17. ECL802	WIRELESS NETWORKS LAB											
10281581	MHATRE CHINMAY DHANANJAY PALLAVI											
39	36	41	47	13	15	14	79					
8	10	9	10	19	14	18	40		P		412	
47	46	50	57	32	29	32	119					
4 E 5 20	4 E 5 20	4 D 6 24	3 D 6 18	1 C 7 7	1 D 6 6	1 C 7 7	6 A 9 54	24 156			6.50	
SGPI: SEM-I: 5.37 ; SEM-II: 5.46 ; SEM-III: 5.12 ; SEM-IV: 5.12 ; SEM-V: 7.59 ; SEM-VI: 8.32 ; SEM-VII: 6.69 ; CGPI: 6.26												
CREDITS: SEM-I: 27.0 ; SEM-II: 27.0 ; SEM-III: 26.0 ; SEM-IV: 25.0 ; SEM-V: 27.0 ; SEM-VI: 25.0 ; SEM-VII: 26.0												
MARKS: SEM-I:401/750; SEM-II:391/750; SEM-III:365/725; SEM-IV:334/700; SEM-V:506/750; SEM-VI:512/725; SEM-VII:491/800; TOTAL: 3412/5900 (57.83%)												
10281582	PAL RAJ PHALGU SUKLA											
39	44	51	51	18	17	18	76					
12	11	14	9	19	17	20	38		P		454	
51	55	65	60	37	34	38	114					
4 D 6 24	4 D 6 24	4 C 7 28	3 C 7 21	1 B 8 8	1 C 7 7	1 A 9 9	6 A 9 54	24 175			7.29	
SGPI: SEM-I: 5.50 ; SEM-II: 5.67 ; SEM-III: 5.15 ; SEM-IV: 5.80 ; SEM-V: 9.00 ; SEM-VI: 9.08 ; SEM-VII: 7.77 ; CGPI: 6.90												
CREDITS: SEM-I: 27.0 ; SEM-II: 27.0 ; SEM-III: 26.0 ; SEM-IV: 25.0 ; SEM-V: 27.0 ; SEM-VI: 25.0 ; SEM-VII: 26.0												
MARKS: SEM-I:383/750; SEM-II:393/750; SEM-III:369/725; SEM-IV:380/700; SEM-V:568/750; SEM-VI:557/725; SEM-VII:565/800; TOTAL: 3669/5900 (62.19%)												
01. ECC801	RF DESIGN											
07. ILO8021	PROJECT MANAGEMENT											
20. ECLDLO8043	SATELLITE COMM. LAB											
02. ECC802	WIRELESS NETWORKS											
16. ECL801	RF DESIGN LAB											
22. ECL803	PROJECT-II											
05. ECCDLO8043	SATELLITE COMMUNICATION											
17. ECL802	WIRELESS NETWORKS LAB											
10281583	/ANGADI YUKTHA RAMESH JYOTHI											
43	51	57	44	19	18	21	85					
17	13	13	11	19	21	20	44		P		496	
60	64	70	55	38	39	41	129					
4 C 7 28	4 C 7 28	4 B 8 32	3 D 6 18	1 A 9 9	1 A 9 9	1 O 10 10	6 O 10 60	24 194			8.08	
SGPI: SEM-I: 8.19 ; SEM-II: 8.37 ; SEM-III: 7.92 ; SEM-IV: 8.48 ; SEM-V: 9.67 ; SEM-VI:10.00 ; SEM-VII: 8.85 ; CGPI: 8.70												
CREDITS: SEM-I: 27.0 ; SEM-II: 27.0 ; SEM-III: 26.0 ; SEM-IV: 25.0 ; SEM-V: 27.0 ; SEM-VI: 25.0 ; SEM-VII: 26.0												
MARKS: SEM-I:547/750; SEM-II:563/750; SEM-III:521/725; SEM-IV:526/700; SEM-V:628/750; SEM-VI:623/725; SEM-VII:616/800; TOTAL: 4520/5900 (76.61%)												
/- FEMALE, #- 0.229, @- 0.5042/0.5043, *- 0.5045, \$- Carried Forward Grade, ~- Dyslexia, A/ABS- Absent, F- Fails, P- Passes												
RR- Reserved, RLE- Reserve for Lower Examination, RPV- Provisional, RCC- 0.5050, ADC- Admission Cancelled												
G:Grade, GP:Grade Point, C:Credits, 腩腩:Sum of Credit Points, 腩腩G:Sum of Product of Credits & Grades												
SGPI:Semester Grade Performance Index = 腩腩G/腩腩, CGPI:Cumulative Grade Performance Index												
% Marks : 80 and Above 75-79.99 70-74.99 60-69.99 50-59.99 45-49.99 40-44.99 Less Than 40												
Grade / Gr. Pt. : O / 10 A / 9 B / 8 C / 7 D / 6 E / 5 P / 4 F / 0												



SEAT_NO	NAME	<Course-I> Th(80/32) In(20/08) Total C G GP C*G	<Course-II> Th(80/32) In(20/08) Total C G GP C*G	<Course-III> Th(80/32) In(20/08) Total C G GP C*G	<Course-IV> Th(80/32) In(20/08) Total C G GP C*G	<Course-V> Tw(25/10) Or/Pr(25/10) Total C G GP C*G	<Course-VI> Tw(25/10) Or/Pr(25/10) Total C G GP C*G	<Course-VII> Tw(25/10) Or/Pr(25/10) Total C G GP C*G	<Course-VIII> Tw(100/40) Or/Pr(50/20) Total C G GP C*G	RESULT	REMARK	TOTAL MARKS OUT OF 700					
01.	ECC801		RF DESIGN		02. ECC802	WIRELESS NETWORKS		05. ECCDL08043	SATELLITE COMMUNICATION								
07.	ILO8021		PROJECT MANAGEMENT		16. ECL801	RF DESIGN LAB		17. ECL802	WIRELESS NETWORKS LAB								
20.	ECLDL08043		SATELLITE COMM. LAB		22. ECL803	PROJECT-II											
-----																	
10281584 /BHOIR BHUMIKA NARENDRA MOHINI																	
		33	55	48	40	19	20	19	79								
		12	10	8	15	17	18	18	38	P		449					
		45	65	56	55	36	38	37	117								
4 E	5 20	4 C	7 28	4 D	6 24	3 D	6 18	1 B	8 8	1 A	9 9	1 B	8 8	6 A	9 54	24 169	7.04
SGPI: SEM-I: 6.39 ; SEM-II: 6.54 ; SEM-III: 6.12 ; SEM-IV: 7.32 ; SEM-V: 9.11 ; SEM-VI: 9.48 ; SEM-VII: 8.81 ; CGPI: 7.60																	
CREDITS: SEM-I: 27.0 ; SEM-II: 27.0 ; SEM-III: 26.0 ; SEM-IV: 25.0 ; SEM-V: 27.0 ; SEM-VI: 25.0 ; SEM-VII: 26.0																	
MARKS: SEM-I:459/750; SEM-II:460/750; SEM-III:418/725; SEM-IV:479/700; SEM-V:584/750; SEM-VI:595/725; SEM-VII:610/800; TOTAL: 4054/5900 (68.71%)																	
-----																	
10281585 GAVANDE GAURAV DILIP DAKSHATA																	
		42	39	47	44	17	15	19	76								
		8	12	9	8	17	14	14	38	P		419					
		50	51	56	52	34	29	33	114								
4 D	6 24	4 D	6 24	4 D	6 24	3 D	6 18	1 C	7 7	1 D	6 6	1 C	7 7	6 A	9 54	24 164	6.83
SGPI: SEM-I: 4.96 ; SEM-II: 6.52 ; SEM-III: 5.31 ; SEM-IV: 6.40 ; SEM-V: 9.00 ; SEM-VI: 9.44 ; SEM-VII: 8.65 ; CGPI: 7.13																	
CREDITS: SEM-I: 27.0 ; SEM-II: 27.0 ; SEM-III: 26.0 ; SEM-IV: 25.0 ; SEM-V: 27.0 ; SEM-VI: 25.0 ; SEM-VII: 26.0																	
MARKS: SEM-I:379/750; SEM-II:425/750; SEM-III:388/725; SEM-IV:402/700; SEM-V:566/750; SEM-VI:582/725; SEM-VII:591/800; TOTAL: 3752/5900 (63.59%)																	
-----																	
10281586 GUPTA AVINASH SANJAY GEETA																	
		36	32	53	42	20	17	19	85								
		9	8	9	10	19	17	18	44	P		438					
		45	40	62	52	39	34	37	129								
4 E	5 20	4 P	4 16	4 C	7 28	3 D	6 18	1 A	9 9	1 C	7 7	1 B	8 8	6 O	10 60	24 166	6.92
SGPI: SEM-I: 5.28 ; SEM-II: 5.63 ; SEM-III: 5.38 ; SEM-IV: 5.52 ; SEM-V: 8.81 ; SEM-VI: 9.72 ; SEM-VII: 7.46 ; CGPI: 6.83																	
CREDITS: SEM-I: 27.0 ; SEM-II: 27.0 ; SEM-III: 26.0 ; SEM-IV: 25.0 ; SEM-V: 27.0 ; SEM-VI: 25.0 ; SEM-VII: 26.0																	
MARKS: SEM-I:390/750; SEM-II:429/750; SEM-III:383/725; SEM-IV:367/700; SEM-V:569/750; SEM-VI:578/725; SEM-VII:538/800; TOTAL: 3692/5900 (62.58%)																	
-----																	
/- FEMALE, #- 0.229, @- 0.5042/0.5043, *- 0.5045, \$- Carried Forward Grade, ~- Dyslexia, A/ABS- Absent, F- Fails, P- Passes																	
RR- Reserved, RLE- Reserve for Lower Examination, RPV- Provisional, RCC- 0.5050, ADC- Admission Cancelled																	
G:Grade, GP:Grade Point, C:Credits, 腩腩:Sum of Credit Points, 腩腩G:Sum of Product of Credits & Grades																	
SGPI:Semester Grade Performance Index = 腩腩G/腩腩, CGPI:Cumulative Grade Performance Index																	
% Marks : 80 and Above 75-79.99 70-74.99 60-69.99 50-59.99 45-49.99 40-44.99 Less Than 40																	
Grade / Gr. Pt. : O / 10 A / 9 B / 8 C / 7 D / 6 E / 5 P / 4 F / 0																	

SEAT_NO	NAME	<Course-I> Th(80/32) In(20/08) Total C G GP C*G	<Course-II> Th(80/32) In(20/08) Total C G GP C*G	<Course-III> Th(80/32) In(20/08) Total C G GP C*G	<Course-IV> Th(80/32) In(20/08) Total C G GP C*G	<Course-V> Tw(25/10) Or/Pr(25/10) Total C G GP C*G	<Course-VI> Tw(25/10) Or/Pr(25/10) Total C G GP C*G	<Course-VII> Tw(25/10) Or/Pr(25/10) Total C G GP C*G	<Course-VIII> Tw(100/40) Or/Pr(50/20) Total C G GP C*G	RESULT	REMARK	TOTAL MARKS OUT OF 700
01.	ECC801		RF DESIGN		02. ECC802	WIRELESS NETWORKS		05. ECCDL08043	SATELLITE COMMUNICATION			
07.	ILO8021		PROJECT MANAGEMENT		16. ECL801	RF DESIGN LAB		17. ECL802	WIRELESS NETWORKS LAB			
20.	ECLDL08043		SATELLITE COMM. LAB		22. ECL803	PROJECT-II						
-----												
10281587	GURAV SAIRAAJ SANJAY SHRADDHA											
		40	49	55	42	19	18	17	82			
		12	13	8	14	20	18	18	40	P		465
		52	62	63	56	39	36	35	122			
		4 D	6 24	4 C 7 28	4 C 7 28	3 D 6 18	1 A 9 9	1 B 8 8	1 B 8 8	6 O 10 60	24 183	7.63
		SGPI: SEM-I: 5.70 ; SEM-II: 6.37 ; SEM-III: 5.85 ; SEM-IV: 6.08 ; SEM-V: 9.52 ; SEM-VI: 9.68 ; SEM-VII: 8.23 ; CGPI: 7.37										
		CREDITS: SEM-I: 27.0 ; SEM-II: 27.0 ; SEM-III: 26.0 ; SEM-IV: 25.0 ; SEM-V: 27.0 ; SEM-VI: 25.0 ; SEM-VII: 26.0										
		MARKS: SEM-I:422/750; SEM-II:451/750; SEM-III:413/725; SEM-IV:406/700; SEM-V:614/750; SEM-VI:606/725; SEM-VII:593/800; TOTAL: 3970/5900 (67.29%)										
-----												
10281588	GURAV SHUBHAM AVINASH SUJATA											
		45	42	48	71	18	14	19	85			
		10	10	10	11	17	18	16	44	P		478
		55	52	58	82	35	32	35	129			
		4 D	6 24	4 D 6 24	4 D 6 24	3 O 10 30	1 B 8 8	1 C 7 7	1 B 8 8	6 O 10 60	24 185	7.71
		SGPI: SEM-I: 7.06 ; SEM-II: 5.78 ; SEM-III: 5.92 ; SEM-IV: 6.08 ; SEM-V: 8.63 ; SEM-VI: 9.52 ; SEM-VII: 7.73 ; CGPI: 7.29										
		CREDITS: SEM-I: 27.0 ; SEM-II: 27.0 ; SEM-III: 26.0 ; SEM-IV: 25.0 ; SEM-V: 27.0 ; SEM-VI: 25.0 ; SEM-VII: 26.0										
		MARKS: SEM-I:495/750; SEM-II:422/750; SEM-III:417/725; SEM-IV:397/700; SEM-V:576/750; SEM-VI:595/725; SEM-VII:562/800; TOTAL: 3942/5900 (66.81%)										
-----												
10281589	/JOSHI NIKITA YASHWANT MANISHA											
		37	34	56	33	19	20	20	82			
		9	10	10	13	17	20	19	43	P		442
		46	44	66	46	36	40	39	125			
		4 E	5 20	4 P 4 16	4 C 7 28	3 E 5 15	1 B 8 8	1 O 10 10	1 A 9 9	6 O 10 60	24 166	6.92
		SGPI: SEM-I: 6.65 ; SEM-II: 5.39 ; SEM-III: 5.50 ; SEM-IV: 5.64 ; SEM-V: 9.04 ; SEM-VI: 9.28 ; SEM-VII: 7.58 ; CGPI: 7.00										
		CREDITS: SEM-I: 27.0 ; SEM-II: 27.0 ; SEM-III: 26.0 ; SEM-IV: 25.0 ; SEM-V: 27.0 ; SEM-VI: 25.0 ; SEM-VII: 26.0										
		MARKS: SEM-I:460/750; SEM-II:402/750; SEM-III:389/725; SEM-IV:384/700; SEM-V:578/750; SEM-VI:577/725; SEM-VII:548/800; TOTAL: 3780/5900 (64.07%)										
-----												
/- FEMALE, #- 0.229, @- 0.5042/0.5043, *- 0.5045, \$- Carried Forward Grade, ~- Dyslexia, A/ABS- Absent, F- Fails, P- Passes												
RR- Reserved, RLE- Reserve for Lower Examination, RPV- Provisional, RCC- 0.5050, ADC- Admission Cancelled												
G:Grade, GP:Grade Point, C:Credits, 腓腓:Sum of Credit Points, 腓G:Sum of Product of Credits & Grades												
SGPI:Semester Grade Performance Index = 腓G/腓腓, CGPI:Cumulative Grade Performance Index												
% Marks : 80 and Above 75-79.99 70-74.99 60-69.99 50-59.99 45-49.99 40-44.99 Less Than 40												
Grade / Gr. Pt. : O / 10 A / 9 B / 8 C / 7 D / 6 E / 5 P / 4 F / 0												

SEAT_NO	NAME	<Course-I> Th(80/32) In(20/08) Total C G GP C*G	<Course-II> Th(80/32) In(20/08) Total C G GP C*G	<Course-III> Th(80/32) In(20/08) Total C G GP C*G	<Course-IV> Th(80/32) In(20/08) Total C G GP C*G	< Course-V > Tw(25/10) Or/Pr(25/10) Total C G GP C*G	<Course-VI > Tw(25/10) Or/Pr(25/10) Total C G GP C*G	<Course-VII> Tw(25/10) Or/Pr(25/10) Total C G GP C*G	<Course-VIII> Tw(100/40) Or/Pr(50/20) Total C G GP C*G	RESULT	REMARK	TOTAL MARKS OUT OF 700
01.	ECC801		RF DESIGN		02. ECC802	WIRELESS NETWORKS		05. ECCDL08043	SATELLITE COMMUNICATION			
07.	ILO8021		PROJECT MANAGEMENT		16. ECL801	RF DESIGN LAB		17. ECL802	WIRELESS NETWORKS LAB			
20.	ECLDL08043		SATELLITE COMM. LAB		22. ECL803	PROJECT-II						
-----												
10281590	KARVIR NINAD VINAY SMITA											
		35	36	58	50	18	15	19	75			
		9	11	10	13	16	15	18	38	P		436
		44	47	68	63	34	30	37	113			
		4 P	4 16	4 E 5 20	4 C 7 28	3 C 7 21	1 C 7 7	1 C 7 7	1 B 8 8	6 A 9 54	24 161	6.71
		SGPI: SEM-I: 6.13 ; SEM-II: 5.70 ; SEM-III: 5.00 ; SEM-IV: 4.56 ; SEM-V: 7.11 ; SEM-VI: 7.72 ; SEM-VII: 7.69 ; CGPI: 6.33										
		CREDITS: SEM-I: 27.0 ; SEM-II: 27.0 ; SEM-III: 26.0 ; SEM-IV: 25.0 ; SEM-V: 27.0 ; SEM-VI: 25.0 ; SEM-VII: 26.0										
		MARKS: SEM-I:448/750; SEM-II:393/750; SEM-III:350/725; SEM-IV:312/700; SEM-V:487/750; SEM-VI:503/725; SEM-VII:543/800; TOTAL: 3472/5900 (58.85%)										
-----												
10281591	KHATATE SAHIL PRADEEP RAJANI											
		32	40	48	56	19	18	21	76			
		9	9	8	9	18	18	19	38	P		438
		41	49	56	65	37	36	40	114			
		4 P	4 16	4 E 5 20	4 D 6 24	3 C 7 21	1 B 8 8	1 B 8 8	1 O 10 10	6 A 9 54	24 161	6.71
		SGPI: SEM-I: 4.96 ; SEM-II: 6.37 ; SEM-III: 6.54 ; SEM-IV: 6.56 ; SEM-V: 8.30 ; SEM-VI: 9.00 ; SEM-VII: 7.81 ; CGPI: 7.02										
		CREDITS: SEM-I: 27.0 ; SEM-II: 27.0 ; SEM-III: 26.0 ; SEM-IV: 25.0 ; SEM-V: 27.0 ; SEM-VI: 25.0 ; SEM-VII: 26.0										
		MARKS: SEM-I:375/750; SEM-II:435/750; SEM-III:435/725; SEM-IV:415/700; SEM-V:533/750; SEM-VI:551/725; SEM-VII:556/800; TOTAL: 3738/5900 (63.36%)										
-----												
10281592	/KOCHAREKAR TANVI SITARAM SAMEERA											
		40	41	59	57	21	22	21	79			
		11	12	14	15	19	18	20	42	P		491
		51	53	73	72	40	40	41	121			
		4 D	6 24	4 D 6 24	4 B 8 32	3 B 8 24	1 O 10 10	1 O 10 10	1 O 10 10	6 O 10 60	24 194	8.08
		(DIPLOMA STUDENT) SGPI: SEM-III: 5.65 ; SEM-IV: 7.20 ; SEM-V: 9.59 ; SEM-VI: 9.80 ; SEM-VII: 9.04 ; CGPI: 8.23										
		CREDITS: SEM-III: 26.0 ; SEM-IV: 25.0 ; SEM-V: 27.0 ; SEM-VI: 25.0 ; SEM-VII: 26.0										
		MARKS: SEM-III:400/725; SEM-IV:466/700; SEM-V:622/750; SEM-VI:615/725; SEM-VII:617/800; TOTAL: 3211/4400 (72.98%)										
-----												
/- FEMALE, #- 0.229, @- 0.5042/0.5043, *- 0.5045, \$- Carried Forward Grade, ~- Dyslexia, A/ABS- Absent, F- Fails, P- Passes												
RR- Reserved, RLE- Reserve for Lower Examination, RPV- Provisional, RCC- 0.5050, ADC- Admission Cancelled												
G:Grade, GP:Grade Point, C:Credits, 腩腩:Sum of Credit Points, 腩腩G:Sum of Product of Credits & Grades												
SGPI:Semester Grade Performance Index = 腩腩G/腩腩, CGPI:Cumulative Grade Performance Index												
% Marks : 80 and Above 75-79.99 70-74.99 60-69.99 50-59.99 45-49.99 40-44.99 Less Than 40												
Grade / Gr. Pt. : O / 10 A / 9 B / 8 C / 7 D / 6 E / 5 P / 4 F / 0												

SEAT_NO	NAME	<Course-I> Th(80/32) In(20/08) Total C G GP C*G	<Course-II> Th(80/32) In(20/08) Total C G GP C*G	<Course-III> Th(80/32) In(20/08) Total C G GP C*G	<Course-IV> Th(80/32) In(20/08) Total C G GP C*G	<Course-V> Tw(25/10) Or/Pr(25/10) Total C G GP C*G	<Course-VI> Tw(25/10) Or/Pr(25/10) Total C G GP C*G	<Course-VII> Tw(25/10) Or/Pr(25/10) Total C G GP C*G	<Course-VIII> Tw(100/40) Or/Pr(50/20) Total C G GP C*G	RESULT	REMARK	TOTAL MARKS OUT OF 700
01. ECC801	RF DESIGN											
07. ILO8021	PROJECT MANAGEMENT											
20. ECLDLO8043	SATELLITE COMM. LAB											
02. ECC802	WIRELESS NETWORKS											
16. ECL801	RF DESIGN LAB											
22. ECL803	PROJECT-II											
05. ECCDLO8043	SATELLITE COMMUNICATION											
17. ECL802	WIRELESS NETWORKS LAB											
-----												
10281593 /KORGAONKAR PRIYANKA PRAKASH PRATIMA												
51	46	64	55	22	20	21	78					
13	13	13	16	20	20	20	42			P		514
64	59	77	71	42	40	41	120					
4 C	7 28	4 D 6 24	4 A 9 36	3 B 8 24	1 O 10 10	1 O 10 10	1 O 10 10	6 O 10 60	24 202		8.42	
(DIPLOMA STUDENT)												
SGPI: SEM-III: 6.38 ; SEM-IV: 8.04 ; SEM-V: 9.74 ; SEM-VI: 9.80 ; SEM-VII: 9.12 ; CGPI: 8.59												
CREDITS: SEM-III: 26.0 ; SEM-IV: 25.0 ; SEM-V: 27.0 ; SEM-VI: 25.0 ; SEM-VII: 26.0												
MARKS: SEM-III:431/725; SEM-IV:507/700; SEM-V:626/750; SEM-VI:626/725; SEM-VII:625/800; TOTAL: 3329/4400 (75.66%)												
-----												
10281594 /KOTEGAR SHRIRAKSHA KARUNAKAR SHARADA												
51	70	63	55	20	17	21	71					
17	15	12	16	21	18	21	38			P		526
68	85	75	71	41	35	42	109					
4 C	7 28	4 O 10 40	4 A 9 36	3 B 8 24	1 O 10 10	1 B 8 8	1 O 10 10	6 B 8 48	24 204		8.50	
SGPI: SEM-I: 7.56 ; SEM-II: 7.15 ; SEM-III: 6.77 ; SEM-IV: 7.84 ; SEM-V: 9.93 ; SEM-VI:10.00 ; SEM-VII: 9.38 ; CGPI: 8.38												
CREDITS: SEM-I: 27.0 ; SEM-II: 27.0 ; SEM-III: 26.0 ; SEM-IV: 25.0 ; SEM-V: 27.0 ; SEM-VI: 25.0 ; SEM-VII: 26.0												
MARKS: SEM-I:523/750; SEM-II:493/750; SEM-III:454/725; SEM-IV:502/700; SEM-V:633/750; SEM-VI:641/725; SEM-VII:640/800; TOTAL: 4412/5900 (74.78%)												
-----												
10281595 /MAURYA PRIYA HARISHCHANDRA KUSUM												
60	59	61	52	21	22	21	84					
14	14	11	16	21	20	22	44			P		542
74	73	72	68	42	42	43	128					
4 B	8 32	4 B 8 32	4 B 8 32	3 C 7 21	1 O 10 10	1 O 10 10	1 O 10 10	6 O 10 60	24 207		8.63	
SGPI: SEM-I: 7.56 ; SEM-II: 8.57 ; SEM-III: 8.27 ; SEM-IV: 9.80 ; SEM-V: 9.26 ; SEM-VI:10.00 ; SEM-VII: 9.42 ; CGPI: 8.93												
CREDITS: SEM-I: 27.0 ; SEM-II: 27.0 ; SEM-III: 26.0 ; SEM-IV: 25.0 ; SEM-V: 27.0 ; SEM-VI: 25.0 ; SEM-VII: 26.0												
MARKS: SEM-I:515/750; SEM-II:584/750; SEM-III:529/725; SEM-IV:603/700; SEM-V:614/750; SEM-VI:644/725; SEM-VII:651/800; TOTAL: 4682/5900 (79.36%)												
-----												
/- FEMALE, #- 0.229, @- 0.5042/0.5043, *- 0.5045, \$- Carried Forward Grade, ~- Dyslexia, A/ABS- Absent, F- Fails, P- Passes												
RR- Reserved, RLE- Reserve for Lower Examination, RPV- Provisional, RCC- 0.5050, ADC- Admission Cancelled												
G:Grade, GP:Grade Point, C:Credits, 腓腓:Sum of Credit Points, 腓G:Sum of Product of Credits & Grades												
SGPI:Semester Grade Performance Index = 腓G/腓腓, CGPI:Cumulative Grade Performance Index												
% Marks : 80 and Above 75-79.99 70-74.99 60-69.99 50-59.99 45-49.99 40-44.99 Less Than 40												
Grade / Gr. Pt. : O / 10 A / 9 B / 8 C / 7 D / 6 E / 5 P / 4 F / 0												

SEAT_NO	NAME	<Course-I> Th(80/32) In(20/08) Total C G GP C*G	<Course-II> Th(80/32) In(20/08) Total C G GP C*G	<Course-III> Th(80/32) In(20/08) Total C G GP C*G	<Course-IV> Th(80/32) In(20/08) Total C G GP C*G	<Course-V> Tw(25/10) Or/Pr(25/10) Total C G GP C*G	<Course-VI> Tw(25/10) Or/Pr(25/10) Total C G GP C*G	<Course-VII> Tw(25/10) Or/Pr(25/10) Total C G GP C*G	<Course-VIII> Tw(100/40) Or/Pr(50/20) Total C G GP C*G	RESULT	REMARK	TOTAL MARKS OUT OF 700
01.	ECC801		RF DESIGN		02. ECC802	WIRELESS NETWORKS		05. ECCDL08043	SATELLITE COMMUNICATION			
07.	ILO8021		PROJECT MANAGEMENT		16. ECL801	RF DESIGN LAB		17. ECL802	WIRELESS NETWORKS LAB			
20.	ECLDL08043		SATELLITE COMM. LAB		22. ECL803	PROJECT-II						
-----												
10281596 /MOHANTY NAMITA PRAFUL MANSI												
49	43	57	63	19	21	21	85					
12	14	12	16	20	20	22	44	P			518	
61	57	69	79	39	41	43	129					
4 C	7 28	4 D 6 24	4 C 7 28	3 A 9 27	1 A 9 9	1 O 10 10	1 O 10 10	6 O 10 60	24 196	8.17		
SGPI: SEM-I: 7.22 ; SEM-II: 7.76 ; SEM-III: 7.12 ; SEM-IV: 7.00 ; SEM-V: 9.63 ; SEM-VI: 9.88 ; SEM-VII: 8.96 ; CGPI: 8.22												
CREDITS: SEM-I: 27.0 ; SEM-II: 27.0 ; SEM-III: 26.0 ; SEM-IV: 25.0 ; SEM-V: 27.0 ; SEM-VI: 25.0 ; SEM-VII: 26.0												
MARKS: SEM-I:490/750; SEM-II:526/750; SEM-III:467/725; SEM-IV:462/700; SEM-V:603/750; SEM-VI:622/725; SEM-VII:634/800; TOTAL: 4322/5900 (73.25%)												
-----												
10281597 /NAIR AISHWARYA SREENIVASAN LATHA												
45	55	66	62	21	22	22	85					
16	17	14	19	21	22	20	44	P			551	
61	72	80	81	42	44	42	129					
4 C	7 28	4 B 8 32	4 O 10 40	3 O 10 30	1 O 10 10	1 O 10 10	1 O 10 10	6 O 10 60	24 220	9.17		
SGPI: SEM-I: 7.69 ; SEM-II: 8.37 ; SEM-III: 8.88 ; SEM-IV: 9.44 ; SEM-V: 9.04 ; SEM-VI:10.00 ; SEM-VII: 8.85 ; CGPI: 8.91												
CREDITS: SEM-I: 27.0 ; SEM-II: 27.0 ; SEM-III: 26.0 ; SEM-IV: 25.0 ; SEM-V: 27.0 ; SEM-VI: 25.0 ; SEM-VII: 26.0												
MARKS: SEM-I:525/750; SEM-II:553/750; SEM-III:557/725; SEM-IV:570/700; SEM-V:578/750; SEM-VI:626/725; SEM-VII:627/800; TOTAL: 4587/5900 (77.75%)												
-----												
10281598 PATEKAR VIKAS GANPAT VIDYA												
42	40	68	44	23	21	20	80					
16	13	11	17	21	18	19	42	P			495	
58	53	79	61	44	39	39	122					
4 D	6 24	4 D 6 24	4 A 9 36	3 C 7 21	1 O 10 10	1 A 9 9	1 A 9 9	6 O 10 60	24 193	8.04		
(DIPLOMA STUDENT)												
SGPI: SEM-III: 6.04 ; SEM-IV: 6.88 ; SEM-V: 8.85 ; SEM-VI: 9.76 ; SEM-VII: 8.88 ; CGPI: 8.08												
CREDITS: SEM-III: 26.0 ; SEM-IV: 25.0 ; SEM-V: 27.0 ; SEM-VI: 25.0 ; SEM-VII: 26.0												
MARKS: SEM-III:414/725; SEM-IV:450/700; SEM-V:576/750; SEM-VI:618/725; SEM-VII:619/800; TOTAL: 3172/4400 (72.09%)												
-----												
/- FEMALE, #- 0.229, @- 0.5042/0.5043, *- 0.5045, \$- Carried Forward Grade, ~- Dyslexia, A/ABS- Absent, F- Fails, P- Passes												
RR- Reserved, RLE- Reserve for Lower Examination, RPV- Provisional, RCC- 0.5050, ADC- Admission Cancelled												
G:Grade, GP:Grade Point, C:Credits, 腓腓:Sum of Credit Points, 腓G:Sum of Product of Credits & Grades												
SGPI:Semester Grade Performance Index = 腓G/腓, CGPI:Cumulative Grade Performance Index												
% Marks : 80 and Above 75-79.99 70-74.99 60-69.99 50-59.99 45-49.99 40-44.99 Less Than 40												
Grade / Gr. Pt. : O / 10 A / 9 B / 8 C / 7 D / 6 E / 5 P / 4 F / 0												

SEAT_NO	NAME	<Course-I> Th(80/32) In(20/08) Total C G GP C*G	<Course-II> Th(80/32) In(20/08) Total C G GP C*G	<Course-III> Th(80/32) In(20/08) Total C G GP C*G	<Course-IV> Th(80/32) In(20/08) Total C G GP C*G	<Course-V> Tw(25/10) Or/Pr(25/10) Total C G GP C*G	<Course-VI> Tw(25/10) Or/Pr(25/10) Total C G GP C*G	<Course-VII> Tw(25/10) Or/Pr(25/10) Total C G GP C*G	<Course-VIII> Tw(100/40) Or/Pr(50/20) Total C G GP C*G	RESULT	REMARK	TOTAL MARKS OUT OF 700
01.	ECC801		RF DESIGN		02. ECC802	WIRELESS NETWORKS		05. ECCDL08043	SATELLITE COMMUNICATION			
07.	ILO8021		PROJECT MANAGEMENT		16. ECL801	RF DESIGN LAB		17. ECL802	WIRELESS NETWORKS LAB			
20.	ECLDL08043		SATELLITE COMM. LAB		22. ECL803	PROJECT-II						
-----												
10281599 /PATIL AKSHATA PRAKASH PRIYANKA												
60	56	64	56	21	20	19	90					
12	13	15	18	20	20	18	44	P			546	
72	69	79	74	41	40	37	134					
4 B	8 32	4 C 7 28	4 A 9 36	3 B 8 24	1 O 10 10	1 O 10 10	1 B 8 8	6 O 10 60	24 208	8.67		
SGPI: SEM-I: 7.44 ; SEM-II: 7.54 ; SEM-III: 8.42 ; SEM-IV: 9.12 ; SEM-V: 9.44 ; SEM-VI: 9.84 ; SEM-VII: 9.38 ; CGPI: 8.72												
CREDITS: SEM-I: 27.0 ; SEM-II: 27.0 ; SEM-III: 26.0 ; SEM-IV: 25.0 ; SEM-V: 27.0 ; SEM-VI: 25.0 ; SEM-VII: 26.0												
MARKS: SEM-I:523/750; SEM-II:512/750; SEM-III:549/725; SEM-IV:545/700; SEM-V:603/750; SEM-VI:627/725; SEM-VII:648/800; TOTAL: 4553/5900 (77.17%)												
-----												
10281600 /RAIGAWALI BHAKTI SUBHASH SUPRIYA												
39	49	40	57	19	20	18	79					
9	11	8	16	18	20	18	38	P			459	
48	60	48	73	37	40	36	117					
4 E	5 20	4 C 7 28	4 E 5 20	3 B 8 24	1 B 8 8	1 O 10 10	1 B 8 8	6 A 9 54	24 172	7.17		
SGPI: SEM-I: 6.09 ; SEM-II: 5.67 ; SEM-III: 5.54 ; SEM-IV: 6.24 ; SEM-V: 9.30 ; SEM-VI: 9.76 ; SEM-VII: 8.19 ; CGPI: 7.24												
CREDITS: SEM-I: 27.0 ; SEM-II: 27.0 ; SEM-III: 26.0 ; SEM-IV: 25.0 ; SEM-V: 27.0 ; SEM-VI: 25.0 ; SEM-VII: 26.0												
MARKS: SEM-I:435/750; SEM-II:407/750; SEM-III:392/725; SEM-IV:409/700; SEM-V:596/750; SEM-VI:611/725; SEM-VII:581/800; TOTAL: 3890/5900 (65.93%)												
-----												
10281601 SALUNKHE ROHIT CHANDRAKANT KAVITA												
61	49	66	56	19	20	20	81					
14	15	11	17	19	17	21	41	P			527	
75	64	77	73	38	37	41	122					
4 A	9 36	4 C 7 28	4 A 9 36	3 B 8 24	1 A 9 9	1 B 8 8	1 O 10 10	6 O 10 60	24 211	8.79		
SGPI: SEM-I: 5.89 ; SEM-II: 6.54 ; SEM-III: 5.88 ; SEM-IV: 6.64 ; SEM-V: 9.70 ; SEM-VI: 9.76 ; SEM-VII: 9.35 ; CGPI: 7.80												
CREDITS: SEM-I: 27.0 ; SEM-II: 27.0 ; SEM-III: 26.0 ; SEM-IV: 25.0 ; SEM-V: 27.0 ; SEM-VI: 25.0 ; SEM-VII: 26.0												
MARKS: SEM-I:427/750; SEM-II:450/750; SEM-III:421/725; SEM-IV:413/700; SEM-V:614/750; SEM-VI:617/725; SEM-VII:641/800; TOTAL: 4110/5900 (69.66%)												
-----												
/- FEMALE, #- 0.229, @- 0.5042/0.5043, *- 0.5045, \$- Carried Forward Grade, ~- Dyslexia, A/ABS- Absent, F- Fails, P- Passes												
RR- Reserved, RLE- Reserve for Lower Examination, RPV- Provisional, RCC- 0.5050, ADC- Admission Cancelled												
G:Grade, GP:Grade Point, C:Credits, 腩腩:Sum of Credit Points, 腩腩G:Sum of Product of Credits & Grades												
SGPI:Semester Grade Performance Index = 腩腩G/腩腩, CGPI:Cumulative Grade Performance Index												
% Marks : 80 and Above 75-79.99 70-74.99 60-69.99 50-59.99 45-49.99 40-44.99 Less Than 40												
Grade / Gr. Pt. : O / 10 A / 9 B / 8 C / 7 D / 6 E / 5 P / 4 F / 0												

SEAT_NO	NAME	<Course-I> Th(80/32) In(20/08) Total C G GP C*G	<Course-II> Th(80/32) In(20/08) Total C G GP C*G	<Course-III> Th(80/32) In(20/08) Total C G GP C*G	<Course-IV> Th(80/32) In(20/08) Total C G GP C*G	< Course-V > Tw(25/10) Or/Pr(25/10) Total C G GP C*G	<Course-VI > Tw(25/10) Or/Pr(25/10) Total C G GP C*G	<Course-VII> Tw(25/10) Or/Pr(25/10) Total C G GP C*G	<Course-VIII> Tw(100/40) Or/Pr(50/20) Total C G GP C*G	RESULT	REMARK	TOTAL MARKS OUT OF 700								
01.	ECC801		RF DESIGN		02. ECC802	WIRELESS NETWORKS		05. ECCDL08043	SATELLITE COMMUNICATION											
07.	ILO8021		PROJECT MANAGEMENT		16. ECL801	RF DESIGN LAB		17. ECL802	WIRELESS NETWORKS LAB											
20.	ECLDLO8043		SATELLITE COMM. LAB		22. ECL803	PROJECT-II														
-----																				
10281602	SALUNKHE OMKAR SUHAS SANJNA																			
		53	49	68	58	21	20	20	82											
		16	14	11	16	21	17	21	40	P		527								
		69	63	79	74	42	37	41	122											
		4 C	7 28	4 A	9 36	3 B	8 24	1 O	10 10	1 B	8 8	1 O	10 10	6 O	10 60	24	204	8.50		
		SGPI: SEM-I: 8.11 ; SEM-II: 7.15 ; SEM-III: 8.88 ; SEM-IV: 9.16 ; SEM-V: 9.85 ; SEM-VI: 9.92 ; SEM-VII: 9.50 ;										CGPI: 8.87								
		CREDITS: SEM-I: 27.0 ; SEM-II: 27.0 ; SEM-III: 26.0 ; SEM-IV: 25.0 ; SEM-V: 27.0 ; SEM-VI: 25.0 ; SEM-VII: 26.0																		
		MARKS: SEM-I:553/750; SEM-II:493/750; SEM-III:556/725; SEM-IV:570/700; SEM-V:622/750; SEM-VI:633/725; SEM-VII:648/800;										TOTAL: 4602/5900 (78.00%)								
-----																				
10281603	/SINGHI SNEHAL KALPESH PREETI																			
		53	51	66	60	20	18	20	91											
		16	13	12	19	20	16	19	43	P		537								
		69	64	78	79	40	34	39	134											
		4 C	7 28	4 A	9 36	3 A	9 27	1 O	10 10	1 C	7 7	1 A	9 9	6 O	10 60	24	205	8.54		
		SGPI: SEM-I: 7.41 ; SEM-II: 7.63 ; SEM-III: 7.81 ; SEM-IV: 9.36 ; SEM-V: 9.78 ; SEM-VI: 9.88 ; SEM-VII: 8.92 ;										CGPI: 8.65								
		CREDITS: SEM-I: 27.0 ; SEM-II: 27.0 ; SEM-III: 26.0 ; SEM-IV: 25.0 ; SEM-V: 27.0 ; SEM-VI: 25.0 ; SEM-VII: 26.0																		
		MARKS: SEM-I:511/750; SEM-II:522/750; SEM-III:523/725; SEM-IV:566/700; SEM-V:637/750; SEM-VI:617/725; SEM-VII:615/800;										TOTAL: 4528/5900 (76.75%)								
-----																				
10281604	/TANK JHANVI DIPAKBHAI DHARMILA																			
		37	57	45	43	23	22	22	80											
		12	9	14	17	22	20	20	44	P		487								
		49	66	59	60	45	42	42	124											
		4 E	5 20	4 C	7 28	4 D	6 24	3 C	7 21	1 O	10 10	1 O	10 10	1 O	10 10	6 O	10 60	24	183	7.63
	(DIPLOMA STUDENT)	SGPI: SEM-III: 7.12 ; SEM-IV: 8.72 ; SEM-V: 9.78 ; SEM-VI:10.00 ; SEM-VII: 9.42 ;										CGPI: 8.79								
		CREDITS: SEM-III: 26.0 ; SEM-IV: 25.0 ; SEM-V: 27.0 ; SEM-VI: 25.0 ; SEM-VII: 26.0																		
		MARKS: SEM-III:492/725; SEM-IV:557/700; SEM-V:653/750; SEM-VI:658/725; SEM-VII:656/800;										TOTAL: 3503/4400 (79.61%)								
-----																				
/- FEMALE, #- 0.229, @- 0.5042/0.5043, *- 0.5045, \$- Carried Forward Grade, ~- Dyslexia, A/ABS- Absent, F- Fails, P- Passes																				
RR- Reserved, RLE- Reserve for Lower Examination, RPV- Provisional, RCC- 0.5050, ADC- Admission Cancelled																				
G:Grade, GP:Grade Point, C:Credits, 腓腓:Sum of Credit Points, 腓G:Sum of Product of Credits & Grades																				
SGPI:Semester Grade Performance Index = 腓G/腓, CGPI:Cumulative Grade Performance Index																				
% Marks : 80 and Above 75-79.99 70-74.99 60-69.99 50-59.99 45-49.99 40-44.99 Less Than 40																				
Grade / Gr. Pt. : O / 10 A / 9 B / 8 C / 7 D / 6 E / 5 P / 4 F / 0																				

SEAT_NO	NAME	<Course-I> Th(80/32) In(20/08) Total C G GP C*G	<Course-II> Th(80/32) In(20/08) Total C G GP C*G	<Course-III> Th(80/32) In(20/08) Total C G GP C*G	<Course-IV> Th(80/32) In(20/08) Total C G GP C*G	<Course-V> Tw(25/10) Or/Pr(25/10) Total C G GP C*G	<Course-VI> Tw(25/10) Or/Pr(25/10) Total C G GP C*G	<Course-VII> Tw(25/10) Or/Pr(25/10) Total C G GP C*G	<Course-VIII> Tw(100/40) Or/Pr(50/20) Total C G GP C*G	RESULT	REMARK	TOTAL MARKS OUT OF 700
01.	ECC801		RF DESIGN		02. ECC802	WIRELESS NETWORKS		05. ECCDL08043	SATELLITE COMMUNICATION			
07.	ILO8021		PROJECT MANAGEMENT		16. ECL801	RF DESIGN LAB		17. ECL802	WIRELESS NETWORKS LAB			
20.	ECLDL08043		SATELLITE COMM. LAB		22. ECL803	PROJECT-II						
-----												
10281605 /TIWARI PRERNA KAUSHAL RANJANA												
	43	42	62	56	19	18	22	90				
	11	14	14	17	19	16	18	42	P		503	
	54	56	76	73	38	34	40	132				
	4 D	6 24	4 D 6 24	4 A 9 36	3 B 8 24	1 A 9 9	1 C 7 7	1 O 10 10	6 O 10 60	24 194	8.08	
	SGPI: SEM-I: 5.57 ; SEM-II: 7.33 ; SEM-III: 6.08 ; SEM-IV: 6.76 ; SEM-V: 9.37 ; SEM-VI: 9.48 ; SEM-VII: 8.42 ; CGPI: 7.62											
	CREDITS: SEM-I: 27.0 ; SEM-II: 27.0 ; SEM-III: 26.0 ; SEM-IV: 25.0 ; SEM-V: 27.0 ; SEM-VI: 25.0 ; SEM-VII: 26.0											
	MARKS: SEM-I:408/750; SEM-II:483/750; SEM-III:420/725; SEM-IV:444/700; SEM-V:613/750; SEM-VI:598/725; SEM-VII:586/800; TOTAL: 4055/5900 (68.73%)											
-----												
10281606 /WAGHARE ADISHA JAYANT MITALI												
	42	69	71	64	19	20	21	91				
	13	13	13	16	18	18	19	44	P		551	
	55	82	84	80	37	38	40	135				
	4 D	6 24	4 O 10 40	4 O 10 40	3 O 10 30	1 B 8 8	1 A 9 9	1 O 10 10	6 O 10 60	24 221	9.21	
	SGPI: SEM-I: 6.17 ; SEM-II: 6.61 ; SEM-III: 6.81 ; SEM-IV: 7.80 ; SEM-V: 9.26 ; SEM-VI: 9.88 ; SEM-VII: 9.19 ; CGPI: 8.09											
	CREDITS: SEM-I: 27.0 ; SEM-II: 27.0 ; SEM-III: 26.0 ; SEM-IV: 25.0 ; SEM-V: 27.0 ; SEM-VI: 25.0 ; SEM-VII: 26.0											
	MARKS: SEM-I:442/750; SEM-II:451/750; SEM-III:458/725; SEM-IV:493/700; SEM-V:604/750; SEM-VI:630/725; SEM-VII:612/800; TOTAL: 4241/5900 (71.88%)											
-----												
01.	ECC801		RF DESIGN		02. ECC802	WIRELESS NETWORKS		05. ECCDL08043	SATELLITE COMMUNICATION			
11.	ILO8025		PROFESSIONAL ETHICS & CSR		16. ECL801	RF DESIGN LAB		17. ECL802	WIRELESS NETWORKS LAB			
20.	ECLDL08043		SATELLITE COMM. LAB		22. ECL803	PROJECT-II						
-----												
10281607 DARJI RUSHABH RAKESHBHAI HEENA												
	47	58	67	37	20	18	20	82				
	12	11	11	14	21	20	20	42	P		500	
	59	69	78	51	41	38	40	124				
	4 D	6 24	4 C 7 28	4 A 9 36	3 D 6 18	1 O 10 10	1 A 9 9	1 O 10 10	6 O 10 60	24 195	8.13	
	SGPI: SEM-I: 7.65 ; SEM-II: 6.85 ; SEM-III: 7.12 ; SEM-IV: 7.32 ; SEM-V: 9.41 ; SEM-VI: 9.44 ; SEM-VII: 8.19 ; CGPI: 8.01											
	CREDITS: SEM-I: 27.0 ; SEM-II: 27.0 ; SEM-III: 26.0 ; SEM-IV: 25.0 ; SEM-V: 27.0 ; SEM-VI: 25.0 ; SEM-VII: 26.0											
	MARKS: SEM-I:520/750; SEM-II:472/750; SEM-III:478/725; SEM-IV:466/700; SEM-V:595/750; SEM-VI:591/725; SEM-VII:585/800; TOTAL: 4207/5900 (71.31%)											
-----												
/- FEMALE, #- 0.229, @- 0.5042/0.5043, *- 0.5045, \$- Carried Forward Grade, ~- Dyslexia, A/ABS- Absent, F- Fails, P- Passes												
RR- Reserved, RLE- Reserve for Lower Examination, RPV- Provisional, RCC- 0.5050, ADC- Admission Cancelled												
G:Grade, GP:Grade Point, C:Credits, 腓腓:Sum of Credit Points, 腓腓G:Sum of Product of Credits & Grades												
SGPI:Semester Grade Performance Index = 腓腓G/腓腓, CGPI:Cumulative Grade Performance Index												
% Marks : 80 and Above 75-79.99 70-74.99 60-69.99 50-59.99 45-49.99 40-44.99 Less Than 40												
Grade / Gr. Pt. : O / 10 A / 9 B / 8 C / 7 D / 6 E / 5 P / 4 F / 0												



SEAT_NO	NAME	<Course-I> Th(80/32) In(20/08) Total C G GP C*G	<Course-II> Th(80/32) In(20/08) Total C G GP C*G	<Course-III> Th(80/32) In(20/08) Total C G GP C*G	<Course-IV> Th(80/32) In(20/08) Total C G GP C*G	< Course-V > Tw(25/10) Or/Pr(25/10) Total C G GP C*G	<Course-VI > Tw(25/10) Or/Pr(25/10) Total C G GP C*G	<Course-VII> Tw(25/10) Or/Pr(25/10) Total C G GP C*G	<Course-VIII> Tw(100/40) Or/Pr(50/20) Total C G GP C*G	RESULT	REMARK	TOTAL MARKS OUT OF 700						
01. ECC801	RF DESIGN																	
11. ILO8025	PROFESSIONAL ETHICS & CSR																	
20. ECLDLO8043	SATELLITE COMM. LAB																	
02. ECC802	WIRELESS NETWORKS																	
16. ECL801	RF DESIGN LAB																	
22. ECL803	PROJECT-II																	
05. ECCDLO8043	SATELLITE COMMUNICATION																	
17. ECL802	WIRELESS NETWORKS LAB																	
10281608	SHAH SHLOK UMANG BHAVNA																	
45	44	58	34	20	20	22	82											
10	8	11	14	21	20	23	44		P		476							
55	52	69	48	41	40	45	126											
4 D	6 24	4 D	6 24	4 C	7 28	3 E	5 15	1 O	10 10	1 O	10 10	1 O	10 10	6 O	10 60	24	181	7.54
SGPI: SEM-I: 5.15 ; SEM-II: 5.81 ; SEM-III: 5.12 ; SEM-IV: 6.00 ; SEM-V: 8.78 ; SEM-VI: 9.76 ; SEM-VII: 8.15 ; CGPI: 7.02																		
CREDITS: SEM-I: 27.0 ; SEM-II: 27.0 ; SEM-III: 26.0 ; SEM-IV: 25.0 ; SEM-V: 27.0 ; SEM-VI: 25.0 ; SEM-VII: 26.0																		
MARKS: SEM-I:398/750; SEM-II:419/750; SEM-III:368/725; SEM-IV:390/700; SEM-V:571/750; SEM-VI:605/725; SEM-VII:592/800; TOTAL: 3819/5900 (64.73%)																		
01. ECC801	RF DESIGN																	
15. ILO8029	ENVIRONMENTAL MANAGEMENT																	
20. ECLDLO8043	SATELLITE COMM. LAB																	
02. ECC802	WIRELESS NETWORKS																	
16. ECL801	RF DESIGN LAB																	
22. ECL803	PROJECT-II																	
05. ECCDLO8043	SATELLITE COMMUNICATION																	
17. ECL802	WIRELESS NETWORKS LAB																	
10281609	ANUGU SUJITHKUMAR REDDY BHUPAL REDDY VENKATNARSAMMA																	
32	42	55	54	23	19	20	90											
13	13	12	13	21	20	21	44		P		492							
45	55	67	67	44	39	41	134											
4 E	5 20	4 D	6 24	4 C	7 28	3 C	7 21	1 O	10 10	1 A	9 9	1 O	10 10	6 O	10 60	24	182	7.58
SGPI: SEM-I: 6.85 ; SEM-II: 7.37 ; SEM-III: 7.12 ; SEM-IV: 7.12 ; SEM-V: 9.44 ; SEM-VI: 9.84 ; SEM-VII: 8.12 ; CGPI: 7.93																		
CREDITS: SEM-I: 27.0 ; SEM-II: 27.0 ; SEM-III: 26.0 ; SEM-IV: 25.0 ; SEM-V: 27.0 ; SEM-VI: 25.0 ; SEM-VII: 26.0																		
MARKS: SEM-I:492/750; SEM-II:501/750; SEM-III:461/725; SEM-IV:452/700; SEM-V:608/750; SEM-VI:611/725; SEM-VII:582/800; TOTAL: 4199/5900 (71.17%)																		
10281610	BENDRE DIPTESH DATTARAM DARSHANA																	
54	61	63	57	23	18	20	90											
13	12	12	11	23	16	17	46		P		536							
67	73	75	68	46	34	37	136											
4 C	7 28	4 B	8 32	4 A	9 36	3 C	7 21	1 O	10 10	1 C	7 7	1 B	8 8	6 O	10 60	24	202	8.42
(DIPLOMA STUDENT)																		
SGPI: SEM-III: 6.92 ; SEM-IV: 7.84 ; SEM-V: 9.15 ; SEM-VI: 9.88 ; SEM-VII: 8.42 ; CGPI: 8.44																		
CREDITS: SEM-III: 26.0 ; SEM-IV: 25.0 ; SEM-V: 27.0 ; SEM-VI: 25.0 ; SEM-VII: 26.0																		
MARKS: SEM-III:466/725; SEM-IV:490/700; SEM-V:582/750; SEM-VI:607/725; SEM-VII:573/800; TOTAL: 3254/4400 (73.95%)																		
/- FEMALE, #- 0.229, @- 0.5042/0.5043, *- 0.5045, \$- Carried Forward Grade, ~- Dyslexia, A/ABS- Absent, F- Fails, P- Passes																		
RR- Reserved, RLE- Reserve for Lower Examination, RPV- Provisional, RCC- 0.5050, ADC- Admission Cancelled																		
G:Grade, GP:Grade Point, C:Credits, 腓腓:Sum of Credit Points, 腓腓G:Sum of Product of Credits & Grades																		
SGPI:Semester Grade Performance Index = 腓腓G/腓腓, CGPI:Cumulative Grade Performance Index																		
% Marks : 80 and Above 75-79.99 70-74.99 60-69.99 50-59.99 45-49.99 40-44.99 Less Than 40																		
Grade / Gr. Pt. : O / 10 A / 9 B / 8 C / 7 D / 6 E / 5 P / 4 F / 0																		

SEAT_NO	NAME	<Course-I> Th(80/32) In(20/08) Total C G GP C*G	<Course-II> Th(80/32) In(20/08) Total C G GP C*G	<Course-III> Th(80/32) In(20/08) Total C G GP C*G	<Course-IV> Th(80/32) In(20/08) Total C G GP C*G	< Course-V > Tw(25/10) Or/Pr(25/10) Total C G GP C*G	<Course-VI > Tw(25/10) Or/Pr(25/10) Total C G GP C*G	<Course-VII> Tw(25/10) Or/Pr(25/10) Total C G GP C*G	<Course-VIII> Tw(100/40) Or/Pr(50/20) Total C G GP C*G	RESULT	REMARK	TOTAL MARKS OUT OF 700
										腩 腩 G	SGPI	
01.	ECC801	RF DESIGN			02.	ECC802	WIRELESS NETWORKS			05.	ECCDL08043	SATELLITE COMMUNICATION
15.	ILO8029	ENVIRONMENTAL MANAGEMENT			16.	ECL801	RF DESIGN LAB			17.	ECL802	WIRELESS NETWORKS LAB
20.	ECLDL08043	SATELLITE COMM. LAB			22.	ECL803	PROJECT-II					
-----												
10281611	DARVESH NAMAN SANDEEP JAYSHREE											
36	50	60	51	21	21	21	90					
15	13	12	14	20	20	18	44	P			506	
51	63	72	65	41	41	39	134					
4 D	6 24	4 C 7 28	4 B 8 32	3 C 7 21	1 O 10 10	1 O 10 10	1 A 9 9	6 O 10 60	24 194	8.08		
SGPI: SEM-I: 6.59 ; SEM-II: 6.44 ; SEM-III: 6.12 ; SEM-IV: 6.20 ; SEM-V: 9.56 ; SEM-VI: 9.72 ; SEM-VII: 8.73 ; CGPI: 7.67 @0.08												
CREDITS: SEM-I: 27.0 ; SEM-II: 27.0 ; SEM-III: 26.0 ; SEM-IV: 25.0 ; SEM-V: 27.0 ; SEM-VI: 25.0 ; SEM-VII: 26.0												
MARKS: SEM-I:472/750; SEM-II:460/750; SEM-III:409/725; SEM-IV:402/700; SEM-V:624/750; SEM-VI:623/725; SEM-VII:623/800; TOTAL: 4119/5900 (69.81%)												
-----												
10281612	GAWAS AKASH ARUN ANITA											
37	49	60	46	23	22	21	91					
15	14	12	11	21	21	18	44	P			505	
52	63	72	57	44	43	39	135					
4 D	6 24	4 C 7 28	4 B 8 32	3 D 6 18	1 O 10 10	1 O 10 10	1 A 9 9	6 O 10 60	24 191	7.96		
SGPI: SEM-I: 7.56 ; SEM-II: 7.00 ; SEM-III: 7.77 ; SEM-IV: 8.36 ; SEM-V: 9.81 ; SEM-VI: 9.72 ; SEM-VII: 8.42 ; CGPI: 8.32												
CREDITS: SEM-I: 27.0 ; SEM-II: 27.0 ; SEM-III: 26.0 ; SEM-IV: 25.0 ; SEM-V: 27.0 ; SEM-VI: 25.0 ; SEM-VII: 26.0												
MARKS: SEM-I:512/750; SEM-II:486/750; SEM-III:511/725; SEM-IV:530/700; SEM-V:635/750; SEM-VI:612/725; SEM-VII:601/800; TOTAL: 4392/5900 (74.44%)												
-----												
10281613	/IYER SHAMINI VENKATRAMANI RADHA											
37	45	49	58	22	21	21	84					
14	12	12	13	21	21	22	43	P			495	
51	57	61	71	43	42	43	127					
4 D	6 24	4 D 6 24	4 C 7 28	3 B 8 24	1 O 10 10	1 O 10 10	1 O 10 10	6 O 10 60	24 190	7.92		
SGPI: SEM-I: 6.67 ; SEM-II: 7.15 ; SEM-III: 5.92 ; SEM-IV: 7.28 ; SEM-V: 8.74 ; SEM-VI: 9.20 ; SEM-VII: 8.35 ; CGPI: 7.64												
CREDITS: SEM-I: 27.0 ; SEM-II: 27.0 ; SEM-III: 26.0 ; SEM-IV: 25.0 ; SEM-V: 27.0 ; SEM-VI: 25.0 ; SEM-VII: 26.0												
MARKS: SEM-I:469/750; SEM-II:506/750; SEM-III:429/725; SEM-IV:463/700; SEM-V:581/750; SEM-VI:581/725; SEM-VII:609/800; TOTAL: 4133/5900 (70.05%)												
-----												
/- FEMALE, #- 0.229, @- 0.5042/0.5043, *- 0.5045, \$- Carried Forward Grade, ~- Dyslexia, A/ABS- Absent, F- Fails, P- Passes												
RR- Reserved, RLE- Reserve for Lower Examination, RPV- Provisional, RCC- 0.5050, ADC- Admission Cancelled												
G:Grade, GP:Grade Point, C:Credits, 腩:Sum of Credit Points, 腩G:Sum of Product of Credits & Grades												
SGPI:Semester Grade Performance Index = 腩G/腩, CGPI:Cumulative Grade Performance Index												
% Marks : 80 and Above 75-79.99 70-74.99 60-69.99 50-59.99 45-49.99 40-44.99 Less Than 40												
Grade / Gr. Pt. : O / 10 A / 9 B / 8 C / 7 D / 6 E / 5 P / 4 F / 0												





SEAT_NO	NAME	<Course-I> Th(80/32) In(20/08) Total C G GP C*G	<Course-II> Th(80/32) In(20/08) Total C G GP C*G	<Course-III> Th(80/32) In(20/08) Total C G GP C*G	<Course-IV> Th(80/32) In(20/08) Total C G GP C*G	<Course-V> Tw(25/10) Or/ r(25/10) Total C G GP C*G	<Course-VI> Tw(25/10) Or/Pr(25/10) Total C G GP C*G	<Course-VII> Tw(25/10) Or/Pr(25/10) Total C G GP C*G	<Course-VIII> Tw(100/40) Or/Pr(50/20) Total C G GP C*G	RESULT	REMARK	TOTAL MARKS OUT OF 700
01.	ECC801		RF DESIGN		02. ECC802	WIRELESS NETWORKS		05. ECCDL08043	SATELLITE COMMUNICATION			
15.	ILO8029		ENVIRONMENTAL MANAGEMENT		16. ECL801	RF DESIGN LAB		17. ECL802	WIRELESS NETWORKS LAB			
20.	ECLDL08043		SATELLITE COMM. LAB		22. ECL803	PROJECT-II						
-----												
10281620 /SANKHE RUTUJA SANTOSH SHUBHANGI												
	73	49	66	54	21	21	21	71				
	13	16	14	15	20	18	21	41	P		534	
	86	65	80	69	41	39	42	112				
	4 O 10 40	4 C 7 28	4 O 10 40	3 C 7 21	1 O 10 10	1 A 9 9	1 O 10 10	6 B 8 48	24 206	8.58		
	(DIPLOMA STUDENT)											
	SGPI: SEM-III: 7.46 ; SEM-IV: 8.28 ; SEM-V: 9.67 ; SEM-VI: 9.92 ; SEM-VII: 9.46 ; CGPI: 8.90											
	CREDITS: SEM-III: 26.0 ; SEM-IV: 25.0 ; SEM-V: 27.0 ; SEM-VI: 25.0 ; SEM-VII: 26.0											
	MARKS: SEM-III:499/725; SEM-IV:516/700; SEM-V:618/750; SEM-VI:642/725; SEM-VII:657/800; TOTAL: 3466/4400 (78.77%)											
-----												
10281621 SAWANT RUSHIKESH SHATRUGHNA SUNAYANA												
	55	51	65	50	23	22	22	95				
	16	14	14	13	23	22	21	46	P		552	
	71	65	79	63	46	44	43	141				
	4 B 8 32	4 C 7 28	4 A 9 36	3 C 7 21	1 O 10 10	1 O 10 10	1 O 10 10	6 O 10 60	24 207	8.63		
	SGPI: SEM-I: 8.48 ; SEM-II: 7.96 ; SEM-III: 8.31 ; SEM-IV: 8.52 ; SEM-V: 9.41 ; SEM-VI:10.00 ; SEM-VII: 8.50 ; CGPI: 8.72											
	CREDITS: SEM-I: 27.0 ; SEM-II: 27.0 ; SEM-III: 26.0 ; SEM-IV: 25.0 ; SEM-V: 27.0 ; SEM-VI: 25.0 ; SEM-VII: 26.0											
	MARKS: SEM-I:552/750; SEM-II:551/750; SEM-III:540/725; SEM-IV:534/700; SEM-V:616/750; SEM-VI:630/725; SEM-VII:609/800; TOTAL: 4584/5900 (77.69%)											
-----												
10281622 /SHAH KHUSHI DHARMENDRA JAYSHREE												
	49	47	58	59	21	22	20	88				
	13	15	13	14	21	21	21	43	P		525	
	62	62	71	73	42	43	41	131				
	4 C 7 28	4 C 7 28	4 B 8 32	3 B 8 24	1 O 10 10	1 O 10 10	1 O 10 10	6 O 10 60	24 202	8.42		
	SGPI: SEM-I: 5.46 ; SEM-II: 6.80 ; SEM-III: 6.38 ; SEM-IV: 7.48 ; SEM-V: 9.56 ; SEM-VI: 9.76 ; SEM-VII: 8.54 ; CGPI: 7.78											
	CREDITS: SEM-I: 27.0 ; SEM-II: 27.0 ; SEM-III: 26.0 ; SEM-IV: 25.0 ; SEM-V: 27.0 ; SEM-VI: 25.0 ; SEM-VII: 26.0											
	MARKS: SEM-I:413/750; SEM-II:472/750; SEM-III:447/725; SEM-IV:480/700; SEM-V:610/750; SEM-VI:623/725; SEM-VII:608/800; TOTAL: 4178/5900 (70.81%)											
-----												
/- FEMALE, #- 0.229, @- 0.5042/0.5043, *- 0.5045, \$- Carried Forward Grade, ~- Dyslexia, A/ABS- Absent, F- Fails, P- Passes												
RR- Reserved, RLE- Reserve for Lower Examination, RPV- Provisional, RCC- 0.5050, ADC- Admission Cancelled												
G:Grade, GP:Grade Point, C:Credits, 腓腓:Sum of Credit Points, 腓G:Sum of Product of Credits & Grades												
SGPI:Semester Grade Performance Index = 腓G/腓, CGPI:Cumulative Grade Performance Index												
% Marks : 80 and Above 75-79.99 70-74.99 60-69.99 50-59.99 45-49.99 40-44.99 Less Than 40												
Grade / Gr. Pt. : O / 10 A / 9 B / 8 C / 7 D / 6 E / 5 P / 4 F / 0												

SEAT_NO	NAME	<Course-I> Th(80/32) In(20/08) Total C G GP C*G	<Course-II> Th(80/32) In(20/08) Total C G GP C*G	<Course-III> Th(80/32) In(20/08) Total C G GP C*G	<Course-IV> Th(80/32) In(20/08) Total C G GP C*G	<Course-V> Tw(25/10) Or/Pr(25/10) Total C G GP C*G	<Course-VI> Tw(25/10) Or/Pr(25/10) Total C G GP C*G	<Course-VII> Tw(25/10) Or/Pr(25/10) Total C G GP C*G	<Course-VIII> Tw(100/40) Or/Pr(50/20) Total C G GP C*G	RESULT	REMARK	TOTAL MARKS OUT OF 700
01.	ECC801		RF DESIGN		02. ECC802	WIRELESS NETWORKS		05. ECCDL08043	SATELLITE COMMUNICATION			
15.	ILO8029		ENVIRONMENTAL MANAGEMENT		16. ECL801	RF DESIGN LAB		17. ECL802	WIRELESS NETWORKS LAB			
20.	ECLDLO8043		SATELLITE COMM. LAB		22. ECL803	PROJECT-II						
-----												
10281623	SHETTY DHANUSH RAMESH LALITHA											
48	56	66	50	21	22	20	95					
13	14	10	11	21	20	22	46	P			535	
61	70	76	61	42	42	42	141					
4 C	7 28	4 B 8 32	4 A 9 36	3 C 7 21	1 O 10 10	1 O 10 10	1 O 10 10	6 O 10 60	24 207	8.63		
SGPI: SEM-I: 6.85 ; SEM-II: 7.22 ; SEM-III: 6.73 ; SEM-IV: 7.68 ; SEM-V: 9.48 ; SEM-VI: 9.96 ; SEM-VII: 9.00 ; CGPI: 8.18 CREDITS: SEM-I: 27.0 ; SEM-II: 27.0 ; SEM-III: 26.0 ; SEM-IV: 25.0 ; SEM-V: 27.0 ; SEM-VI: 25.0 ; SEM-VII: 26.0 MARKS: SEM-I:483/750; SEM-II:490/750; SEM-III:466/725; SEM-IV:487/700; SEM-V:619/750; SEM-VI:633/725; SEM-VII:636/800; TOTAL: 4349/5900 (73.71%)												
-----												
10281624	/SHIVTARKAR MEGHA SUNIL SWAPNALI											
32	60	58	56	18	21	18	82					
10	12	8	12	19	18	17	42	P			483	
42	72	66	68	37	39	35	124					
4 P	4 16	4 B 8 32	4 C 7 28	3 C 7 21	1 B 8 8	1 A 9 9	1 B 8 8	6 O 10 60	24 182	7.58		
(DIPLOMA STUDENT) SGPI: SEM-III: 6.77 ; SEM-IV: 6.56 ; SEM-V: 8.56 ; SEM-VI: 9.24 ; SEM-VII: 8.27 ; CGPI: 7.84 CREDITS: SEM-III: 26.0 ; SEM-IV: 25.0 ; SEM-V: 27.0 ; SEM-VI: 25.0 ; SEM-VII: 26.0 MARKS: SEM-III:466/725; SEM-IV:421/700; SEM-V:559/750; SEM-VI:575/725; SEM-VII:588/800; TOTAL: 3092/4400 (70.27%)												
-----												
10281625	TAMBE VAIBHAV VINAYAK VIDHYA											
36	61	64	51	22	20	21	90					
13	14	11	12	21	16	18	46	P			516	
49	75	75	63	43	36	39	136					
4 E	5 20	4 A 9 36	4 A 9 36	3 C 7 21	1 O 10 10	1 B 8 8	1 A 9 9	6 O 10 60	24 200	8.33		
(DIPLOMA STUDENT) SGPI: SEM-III: 7.38 ; SEM-IV: 6.72 ; SEM-V: 8.96 ; SEM-VI: 9.80 ; SEM-VII: 8.04 ; CGPI: 8.21 CREDITS: SEM-III: 26.0 ; SEM-IV: 25.0 ; SEM-V: 27.0 ; SEM-VI: 25.0 ; SEM-VII: 26.0 MARKS: SEM-III:481/725; SEM-IV:444/700; SEM-V:563/750; SEM-VI:603/725; SEM-VII:568/800; TOTAL: 3175/4400 (72.16%)												
-----												
/- FEMALE, #- 0.229, @- 0.5042/0.5043, *- 0.5045, \$- Carried Forward Grade, ~- Dyslexia, A/ABS- Absent, F- Fails, P- Passes RR- Reserved, RLE- Reserve for Lower Examination, RPV- Provisional, RCC- 0.5050, ADC- Admission Cancelled G:Grade, GP:Grade Point, C:Credits, 腩:Sum of Credit Points, 腩G:Sum of Product of Credits & Grades SGPI:Semester Grade Performance Index = 腩G/腩, CGPI:Cumulative Grade Performance Index % Marks : 80 and Above 75-79.99 70-74.99 60-69.99 50-59.99 45-49.99 40-44.99 Less Than 40 Grade / Gr. Pt. : O / 10 A / 9 B / 8 C / 7 D / 6 E / 5 P / 4 F / 0												
-----												



Date: 18/08/2022

## VIDYAVARDHINI'S COLLEGE OF ENGG. &amp; TECH. VASAI ROAD

## Result of B.E./Computer Engineering /Semester VIII(CBCGS) May-2022

	VCET	University
Number of Candidates Registered	82	Percentage record not received from university
Admitted	82	
Absent	Nil	
Appeared	82	
Pass	81	
RLE	Nil	
Fail	01	
PPR	Nil	
Pass Percentage	98.78	

## BREAK UP OF SUCCESSFUL CANDIDATES

DISTINCTION	71
I Class	10
II Class	Nil
Pass	Nil
Pass (RLE)	Nil

## Meritorious students

Sr. No.	Seat No.	Name	VCE T Rank	CGP I	VCET pass%
1	7282355	Bhingle Abhishek Balasaheb Minakshi	1 <sup>st</sup>	9.63	85.03
	7282378	Thakur Mihir Ashish Swati	1 <sup>st</sup>	9.63	83.70
	7282324	/Mane Pranjal Arvind Pallavi	1 <sup>st</sup>	9.63	83.36
2	7282315	/Gore Anushka Narendra Sandhya	2 <sup>nd</sup>	9.59	83.52
3	7282314	/Gorasiya Tanushree Jivraj Ha	3 <sup>rd</sup>	9.58	83.85
	7282307	Chowkekar Sahil Deepak Mansi	3 <sup>rd</sup>	9.58	82.93
4	7282376	Suhagiya Sanket Rasikbhai Jayaben	4 <sup>th</sup>	9.53	83.83
5	7282338	Ramane Prathamesh Pradeep Pranoti	5 <sup>th</sup>	9.47	82.78
6	7282358	Fegade Viresh Shashikant Kanchan	6 <sup>th</sup>	9.45	83.85
7	7282366	/Menon Gopikha Umesh Bindu	7 <sup>th</sup>	9.44	83.07
8	7282382	Vedpathak Ritwik Sanjiv Varsha	8 <sup>th</sup>	9.35	83.93
9	7282369	Mittal Harsh Rajkumar Sunita	9 <sup>th</sup>	9.29	82.05
10	7282332	/Patil Aarati Hiranman Harshla	10 <sup>th</sup>	9.23	81.89

Exam. Section







SEAT_NO	NAME	<Course-I>	<Course-II>	<Course-III>	<Course-IV>	<Course-V>	<Course-VI>	<Course-VII>	<Course-VIII>	<Course-IX>	TOTAL MARKS	OUT OF 750	
Th(80/32)	Th(80/32)	Th(80/32)	Th(80/32)	Tw(25/10)	Tw(25/10)	Tw(50/20)	Tw(50/20)	Tw(50/20)	Tw(50/20)	Tw(50/20)	RESULT	REMARK	
In(20/08)	In(20/08)	In(20/08)	In(20/08)	Or(25/10)	Or(25/10)	Or/Pr(25/10)	Or/Pr(25/10)	Or/Pr(25/10)	Or/Pr(25/10)	Or/Pr(25/10)	REMARK	SGPI	
Total	Total	Total	Total	Total	Total	Total	Total	Total	Total	Total	ac	acG	SGPI
C G GP C*G	C G GP C*G	C G GP C*G	C G GP C*G	C G GP C*G	C G GP C*G	C G GP C*G	C G GP C*G	C G GP C*G	C G GP C*G	C G GP C*G	ac	acG	SGPI
01. CSC801	HUMAN MACHINE INTERACTION	02. CSC802	DISTRIBUTED COMPUTING	03. CSDLO8011	HIGH PERFORMANCE COMP.								
06. ILO8021	PROJECT MANAGEMENT	15. CSL801	HUMAN MACHINE INTER. LAB	16. CSL802	DISTRIBUTED COMPUTING LAB								
17. CSL803	CLOUD COMPUTING LAB.	18. CSL804	COMPUTATIONAL LAB-II	19. CSP805	MAJOR PROJECT-II								
7282305 /CHAWARA RUTUJA SURESH SUMITA													
67	59	57	44	21	22	45	44	43					
16	16	12	12	21	20	20	22	44	P			585	
83	75	69	56	42	42	65	66	87					
4 O 10 40	4 A 9 36	4 C 7 28	3 D 6 18	1 O 10 10	1 O 10 10	2 O 10 20	1 O 10 10	6 O 10 60	26	232	8.92		
SGPI: SEM-I: 6.26 ; SEM-II: 6.19 ; SEM-III: 5.27 ; SEM-IV: 7.33 ; SEM-V: 9.59 ; SEM-VI: 9.85 ; SEM-VII: 9.15 ; CGPI: 7.81													
CREDITS: SEM-I: 27 ; SEM-II: 27 ; SEM-III: 26 ; SEM-IV: 27 ; SEM-V: 27 ; SEM-VI: 26 ; SEM-VII: 26													
MARKS: SEM-I:450/750; SEM-II:433/750; SEM-III:405/750; SEM-IV:502/750; SEM-V:609/750; SEM-VI:617/750; SEM-VII:593/750; TOTAL: 4194/6000 (69.90%)													
7282306 CHORMARE RAHUL JALINDAR SANGITA													
55	53	63	48	22	19	46	43	47					
16	17	15	14	22	19	21	21	46	P			587	
71	70	78	62	44	38	67	64	93					
4 B 8 32	4 B 8 32	4 A 9 36	3 C 7 21	1 O 10 10	1 A 9 9	2 O 10 20	1 O 10 10	6 O 10 60	26	230	8.85		
SGPI: SEM-I: 6.87 ; SEM-II: 5.83 ; SEM-III: 6.35 ; SEM-IV: 7.19 ; SEM-V: 9.63 ; SEM-VI: 9.77 ; SEM-VII: 8.85 ; CGPI: 7.91													
CREDITS: SEM-I: 27 ; SEM-II: 27 ; SEM-III: 26 ; SEM-IV: 27 ; SEM-V: 27 ; SEM-VI: 26 ; SEM-VII: 26													
MARKS: SEM-I:466/750; SEM-II:409/750; SEM-III:437/750; SEM-IV:486/750; SEM-V:609/750; SEM-VI:628/750; SEM-VII:577/750; TOTAL: 4199/6000 (69.98%)													
7282307 CHOWKEKAR SAHIL DEEPAK MANSI													
65	64	62	65	22	22	46	44	43					
17	17	14	15	22	21	22	23	42	P			626	
82	81	76	80	44	43	68	67	85					
4 O 10 40	4 O 10 40	4 A 9 36	3 O 10 30	1 O 10 10	1 O 10 10	2 O 10 20	1 O 10 10	6 O 10 60	26	256	9.85		
(DIPLOMA STUDENT)													
SGPI: SEM-III: 8.35 ; SEM-IV: 9.96 ; SEM-V: 9.78 ; SEM-VI: 9.96 ; SEM-VII: 9.54 ; CGPI: 9.58													
CREDITS: SEM-III: 26 ; SEM-IV: 27 ; SEM-V: 27 ; SEM-VI: 26 ; SEM-VII: 26													
MARKS: SEM-III:559/750; SEM-IV:629/750; SEM-V:642/750; SEM-VI:660/750; SEM-VII:616/750; TOTAL: 3732/4500 (82.93%)													
/- FEMALE, #- 0.229, @- 0.5042/0.5043, *- 0.5045, \$- Carried Forward Grade, ~- Dyslexia, A/ABS- Absent, F- Fails, P- Passes													
RR- Reserved, RLE- Reserve for Lower Examination, RPV- Provisional, RCC- 0.5050, ADC- Admission Cancelled													
G:Grade, GP:Grade Point, C:Credits, ac:Sum of Credit Points, acG:Sum of Product of Credits & Grades													
SGPI:Semester Grade Performance Index = acG/ac, CGPI:Cumulative Grade Performance Index													
% Marks : 80 and Above 75-79.99 70-74.99 60-69.99 50-59.99 45-49.99 40-44.99 Less Than 40													
Grade / Gr. Pt. : O / 10 A / 9 B / 8 C / 7 D / 6 E / 5 F / 4 F / 0													

SEAT_NO	NAME	<Course-I>	<Course-II>	<Course-III>	<Course-IV>	<Course-V>	<Course-VI>	<Course-VII>	<Course-VIII>	<Course-IX>	TOTAL MARKS	OUT OF 750	
Th(80/32)	Th(80/32)	Th(80/32)	Th(80/32)	Tw(25/10)	Tw(25/10)	Tw(50/20)	Tw(50/20)	Tw(50/20)	Tw(50/20)	Tw(50/20)	RESULT	REMARK	
In(20/08)	In(20/08)	In(20/08)	In(20/08)	Or(25/10)	Or(25/10)	Or/Pr(25/10)	Or/Pr(25/10)	Or/Pr(25/10)	Or/Pr(25/10)	Or/Pr(25/10)	REMARK	SGPI	
Total	Total	Total	Total	Total	Total	Total	Total	Total	Total	Total	ac	acG	SGPI
C G GP C*G	C G GP C*G	C G GP C*G	C G GP C*G	C G GP C*G	C G GP C*G	C G GP C*G	C G GP C*G	C G GP C*G	C G GP C*G	C G GP C*G	ac	acG	SGPI
01. CSC801	HUMAN MACHINE INTERACTION	02. CSC802	DISTRIBUTED COMPUTING	03. CSDL08011	HIGH PERFORMANCE COMP.								
06. ILO8021	PROJECT MANAGEMENT	15. CSL801	HUMAN MACHINE INTER. LAB	16. CSL802	DISTRIBUTED COMPUTING LAB								
17. CSL803	CLOUD COMPUTING LAB.	18. CSL804	COMPUTATIONAL LAB-II	19. CSP805	MAJOR PROJECT-II								
-----													
7282308 /DABHOLKAR SIDDHI NARESH SNEHAL													
64	66	76	59	22	22	46	45	47					
18	19	16	17	22	22	22	23	47	P			653	
82	85	92	76	44	44	68	68	94					
4 O 10 40	4 O 10 40	4 O 10 40	3 A 9 27	1 O 10 10	1 O 10 10	2 O 10 20	1 O 10 10	6 O 10 60	26	257	9.88		
SGPI: SEM-I: 6.63 ; SEM-II: 7.09 ; SEM-III: 9.42 ; SEM-IV: 9.00 ; SEM-V: 9.74 ; SEM-VI: 9.65 ; SEM-VII: 9.73 ; CGPI: 8.88													
CREDITS: SEM-I: 27 ; SEM-II: 27 ; SEM-III: 26 ; SEM-IV: 27 ; SEM-V: 27 ; SEM-VI: 26 ; SEM-VII: 26													
MARKS: SEM-I:474/750; SEM-II:485/750; SEM-III:600/750; SEM-IV:578/750; SEM-V:624/750; SEM-VI:624/750; SEM-VII:612/750; TOTAL: 4650/6000 (77.50%)													
-----													
7282309 /DESHMUKH PRANJALI KIRAN RASIKA													
55	62	64	56	22	22	46	45	47					
16	17	13	13	22	22	22	23	45	P			612	
71	79	77	69	44	44	68	68	92					
4 B 8 32	4 A 9 36	4 A 9 36	3 C 7 21	1 O 10 10	1 O 10 10	2 O 10 20	1 O 10 10	6 O 10 60	26	235	9.04		
SGPI: SEM-I: 7.44 ; SEM-II: 7.50 ; SEM-III: 9.50 ; SEM-IV: 9.48 ; SEM-V: 8.96 ; SEM-VI: 9.31 ; SEM-VII: 8.77 ; CGPI: 8.74													
CREDITS: SEM-I: 27 ; SEM-II: 27 ; SEM-III: 26 ; SEM-IV: 27 ; SEM-V: 27 ; SEM-VI: 26 ; SEM-VII: 26													
MARKS: SEM-I:522/750; SEM-II:521/750; SEM-III:601/750; SEM-IV:606/750; SEM-V:586/750; SEM-VI:606/750; SEM-VII:576/750; TOTAL: 4630/6000 (77.17%)													
-----													
7282310 DEVIKAR VINAY SURESH MEENA													
44	44	48	46	22	19	46	28	28					
8	11	9	8	22	18	22	15	28	P			466	
52	55	57	54	44	37	68	43	56					
4 D 6 24	4 D 6 24	4 D 6 24	3 D 6 18	1 O 10 10	1 B 8 8	2 O 10 20	1 D 6 6	6 D 6 36	26	170	6.54		
SGPI: SEM-I: 5.09 ; SEM-II: 5.59 ; SEM-III: 5.12 ; SEM-IV: 5.48 ; SEM-V: 8.93 ; SEM-VI: 9.27 ; SEM-VII: 8.15 ; CGPI: 6.76													
CREDITS: SEM-I: 27 ; SEM-II: 27 ; SEM-III: 26 ; SEM-IV: 27 ; SEM-V: 27 ; SEM-VI: 26 ; SEM-VII: 26													
MARKS: SEM-I:385/750; SEM-II:406/750; SEM-III:384/750; SEM-IV:406/750; SEM-V:573/750; SEM-VI:595/750; SEM-VII:544/750; TOTAL: 3759/6000 (62.65%)													
-----													
/- FEMALE, #- 0.229, @- 0.5042/0.5043, *- 0.5045, \$- Carried Forward Grade, ~- Dyslexia, A/ABS- Absent, F- Fails, P- Passes													
RR- Reserved, RLE- Reserve for Lower Examination, RPV- Provisional, RCC- 0.5050, ADC- Admission Cancelled													
G:Grade, GP:Grade Point, C:Credits, ac:Sum of Credit Points, acG:Sum of Product of Credits & Grades													
SGPI:Semester Grade Performance Index = acG/ac, CGPI:Cumulative Grade Performance Index													
% Marks : 80 and Above 75-79.99 70-74.99 60-69.99 50-59.99 45-49.99 40-44.99 Less Than 40													
Grade / Gr. Pt. : O / 10 A / 9 B / 8 C / 7 D / 6 E / 5 F / 4 F / 0													



SEAT_NO	NAME	<Course-I>	<Course-II>	<Course-III>	<Course-IV>	<Course-V>	<Course-VI>	<Course-VII>	<Course-VIII>	<Course-IX>	TOTAL MARKS
		Th(80/32)	Th(80/32)	Th(80/32)	Th(80/32)	Tw(25/10)	Tw(25/10)	Tw(50/20)	Tw(50/20)	Tw(50/20)	OUT OF 750
		In(20/08)	In(20/08)	In(20/08)	In(20/08)	Or(25/10)	Or(25/10)	Or/Pr(25/10)	Or/Pr(25/10)	Or/Pr(50/20)	RESULT REMARK
		Total	Total	Total	Total	Total	Total	Total	Total	Total	SGPI
		C G GP C*G	C G GP C*G	C G GP C*G	C G GP C*G	C G GP C*G	C G GP C*G	C G GP C*G	C G GP C*G	C G GP C*G	ac acG SGPI

01. CSC801	HUMAN MACHINE INTERACTION	02. CSC802	DISTRIBUTED COMPUTING	03. CSDL08011	HIGH PERFORMANCE COMP.
06. ILO8021	PROJECT MANAGEMENT	15. CSL801	HUMAN MACHINE INTER. LAB	16. CSL802	DISTRIBUTED COMPUTING LAB
17. CSL803	CLOUD COMPUTING LAB.	18. CSL804	COMPUTATIONAL LAB-II	19. CSP805	MAJOR PROJECT-II

7282314 /GORASIYA TANUSHREE JIVRAJ ILA

59	64	68	63	23	22	48	46	47		
18	19	18	18	22	21	23	23	47	P	649
77	83	86	81	45	43	71	69	94		
4 A	9 36	4 O 10 40	4 O 10 40	3 O 10 30	1 O 10 10	1 O 10 10	2 O 10 20	1 O 10 10	6 O 10 60	26 256 9.85
SGPI: SEM-I: 9.44 ; SEM-II: 8.74 ; SEM-III: 9.12 ; SEM-IV: 9.70 ; SEM-V: 9.93 ; SEM-VI:10.00 ; SEM-VII: 9.85 ; CGPI: 9.58										
CREDITS: SEM-I: 27 ; SEM-II: 27 ; SEM-III: 26 ; SEM-IV: 27 ; SEM-V: 27 ; SEM-VI: 26 ; SEM-VII: 26										
MARKS: SEM-I:630/750; SEM-II:577/750; SEM-III:612/750; SEM-IV:637/750; SEM-V:642/750; SEM-VI:654/750; SEM-VII:630/750; TOTAL: 5031/6000 (83.85%)										

7282315 /GORE ANUSHKA NARENDRA SANDHYA

67	59	73	65	23	22	48	46	47		
18	20	17	18	23	22	23	23	47	P	661
85	79	90	83	46	44	71	69	94		
4 O	10 40	4 A 9 36	4 O 10 40	3 O 10 30	1 O 10 10	1 O 10 10	2 O 10 20	1 O 10 10	6 O 10 60	26 256 9.85
SGPI: SEM-I: 8.81 ; SEM-II: 9.00 ; SEM-III: 9.65 ; SEM-IV:10.00 ; SEM-V: 9.70 ; SEM-VI: 9.85 ; SEM-VII: 9.88 ; CGPI: 9.59										
CREDITS: SEM-I: 27 ; SEM-II: 27 ; SEM-III: 26 ; SEM-IV: 27 ; SEM-V: 27 ; SEM-VI: 26 ; SEM-VII: 26										
MARKS: SEM-I:589/750; SEM-II:584/750; SEM-III:610/750; SEM-IV:663/750; SEM-V:627/750; SEM-VI:647/750; SEM-VII:630/750; TOTAL: 5011/6000 (83.52%)										

7282316 GOSAVI HITESH KAMALAKAR SAROJ

60	46	60	59	23	21	48	45	46		
15	16	17	17	22	21	22	21	44	P	603
75	62	77	76	45	42	70	66	90		
4 A	9 36	4 C 7 28	4 A 9 36	3 A 9 27	1 O 10 10	1 O 10 10	2 O 10 20	1 O 10 10	6 O 10 60	26 237 9.12
SGPI: SEM-I: 6.00 ; SEM-II: 6.00 ; SEM-III: 7.35 ; SEM-IV: 9.11 ; SEM-V: 9.85 ; SEM-VI: 9.69 ; SEM-VII: 8.77 ; CGPI: 8.23										
CREDITS: SEM-I: 27 ; SEM-II: 27 ; SEM-III: 26 ; SEM-IV: 27 ; SEM-V: 27 ; SEM-VI: 26 ; SEM-VII: 26										
MARKS: SEM-I:444/750; SEM-II:422/750; SEM-III:529/750; SEM-IV:608/750; SEM-V:617/750; SEM-VI:628/750; SEM-VII:576/750; TOTAL: 4427/6000 (73.78%)										

/- FEMALE, #- 0.229, @- 0.5042/0.5043, \*- 0.5045, \$- Carried Forward Grade, ~- Dyslexia, A/ABS- Absent, F- Fails, P- Passes

RR- Reserved, RLE- Reserve for Lower Examination, RPV- Provisional, RCC- 0.5050, ADC- Admission Cancelled

G:Grade, GP:Grade Point, C:Credits, ac:Sum of Credit Points, acG:Sum of Product of Credits & Grades

SGPI:Semester Grade Performance Index = acG/ac, CGPI:Cumulative Grade Performance Index

% Marks : 80 and Above 75-79.99 70-74.99 60-69.99 50-59.99 45-49.99 40-44.99 Less Than 40

Grade / Gr. Pt. : O / 10 A / 9 B / 8 C / 7 D / 6 E / 5 F / 4 F / 0

SEAT_NO	NAME	<Course-I> Th(80/32) In(20/08) Total C G GP C*G	<Course-II> Th(80/32) In(20/08) Total C G GP C*G	<Course-III> Th(80/32) In(20/08) Total C G GP C*G	<Course-IV> Th(80/32) In(20/08) Total C G GP C*G	<Course-V> Tw(25/10) Or(25/10) Total C G GP C*G	<Course-VI> Tw(25/10) Or(25/10) Total C G GP C*G	<Course-VII> Tw(50/20) Or/Pr(25/10) Total C G GP C*G	<Course-VIII> Tw(50/20) Or/Pr(25/10) Total C G GP C*G	<Course-IX> Tw(50/20) Or/Pr(50/20) Total C G GP C*G	RESULT	REMARK	TOTAL MARKS OUT OF 750
01.	CSC801	HUMAN MACHINE INTERACTION			02.	CSC802	DISTRIBUTED COMPUTING			03.	CSDL08011	HIGH PERFORMANCE COMP.	
06.	ILO8021	PROJECT MANAGEMENT			15.	CSL801	HUMAN MACHINE INTER. LAB			16.	CSL802	DISTRIBUTED COMPUTING LAB	
17.	CSL803	CLOUD COMPUTING LAB.			18.	CSL804	COMPUTATIONAL LAB-II			19.	CSP805	MAJOR PROJECT-II	
-----													
7282317	HOUZWALA LOUKIK JITENDRA SWATI	66	55	49	48	22	21	47	43	37			
		16	14	17	13	22	20	22	22	40	P		574
		82	69	66	61	44	41	69	65	77			
		4 O 10 40	4 C 7 28	4 C 7 28	3 C 7 21	1 O 10 10	1 O 10 10	2 O 10 20	1 O 10 10	6 A 9 54	26	221	8.50
		SGPI: SEM-I: 5.30 ; SEM-II: 7.04 ; SEM-III: 6.50 ; SEM-IV: 6.52 ; SEM-V: 9.52 ; SEM-VI: 9.50 ; SEM-VII: 9.15 ; CGPI: 7.74 @0.01											
		CREDITS: SEM-I: 27 ; SEM-II: 27 ; SEM-III: 26 ; SEM-IV: 27 ; SEM-V: 27 ; SEM-VI: 26 ; SEM-VII: 26											
		MARKS: SEM-I:393/750; SEM-II:475/750; SEM-III:439/750; SEM-IV:438/750; SEM-V:598/750; SEM-VI:615/750; SEM-VII:587/750; TOTAL: 4119/6000 (68.65%)											
-----													
7282318	/INGALE DIMPLE NITIN MINAXI	56	53	66	50	23	22	48	46	47			
		16	18	15	16	23	22	23	23	47	P		614
		72	71	81	66	46	44	71	69	94			
		4 B 8 32	4 B 8 32	4 O 10 40	3 C 7 21	1 O 10 10	1 O 10 10	2 O 10 20	1 O 10 10	6 O 10 60	26	235	9.04
		SGPI: SEM-I: 8.37 ; SEM-II: 7.48 ; SEM-III: 8.88 ; SEM-IV: 9.52 ; SEM-V: 9.41 ; SEM-VI: 9.46 ; SEM-VII: 9.31 ; CGPI: 8.93											
		CREDITS: SEM-I: 27 ; SEM-II: 27 ; SEM-III: 26 ; SEM-IV: 27 ; SEM-V: 27 ; SEM-VI: 26 ; SEM-VII: 26											
		MARKS: SEM-I:570/750; SEM-II:508/750; SEM-III:568/750; SEM-IV:616/750; SEM-V:610/750; SEM-VI:611/750; SEM-VII:597/750; TOTAL: 4694/6000 (78.23%)											
-----													
7282319	/JADHAV HEMANGI ASHOK SUNANDA	55	62	66	50	23	22	48	46	42			
		18	18	16	15	23	22	22	23	42	P		613
		73	80	82	65	46	44	70	69	84			
		4 B 8 32	4 O 10 40	4 O 10 40	3 C 7 21	1 O 10 10	1 O 10 10	2 O 10 20	1 O 10 10	6 O 10 60	26	243	9.35
		(DIPLOMA STUDENT) SGPI: SEM-III: 7.50 ; SEM-IV: 9.67 ; SEM-V: 9.48 ; SEM-VI: 9.69 ; SEM-VII: 9.38 ; CGPI: 9.18											
		CREDITS: SEM-III: 26 ; SEM-IV: 27 ; SEM-V: 27 ; SEM-VI: 26 ; SEM-VII: 26											
		MARKS: SEM-III:528/750; SEM-IV:618/750; SEM-V:606/750; SEM-VI:639/750; SEM-VII:602/750; TOTAL: 3606/4500 (80.13%)											
-----													
/- FEMALE, #- 0.229, @- 0.5042/0.5043, *- 0.5045, \$- Carried Forward Grade, ~- Dyslexia, A/ABS- Absent, F- Fails, P- Passes													
RR- Reserved, RLE- Reserve for Lower Examination, RPV- Provisional, RCC- 0.5050, ADC- Admission Cancelled													
G:Grade, GP:Grade Point, C:Credits, aC:Sum of Credit Points, aCG:Sum of Product of Credits & Grades													
SGPI:Semester Grade Performance Index = aCG/aC, CGPI:Cumulative Grade Performance Index													
% Marks : 80 and Above 75-79.99 70-74.99 60-69.99 50-59.99 45-49.99 40-44.99 Less Than 40													
Grade / Gr. Pt. : O / 10 A / 9 B / 8 C / 7 D / 6 E / 5 F / 4 F / 0													



SEAT_NO	NAME	<Course-I> Th(80/32) In(20/08) Total C G GP C*G	<Course-II> Th(80/32) In(20/08) Total C G GP C*G	<Course-III> Th(80/32) In(20/08) Total C G GP C*G	<Course-IV> Th(80/32) In(20/08) Total C G GP C*G	<Course-V> Tw(25/10) Or(25/10) Total C G GP C*G	<Course-VI> Tw(25/10) Or(25/10) Total C G GP C*G	<Course-VII> Tw(50/20) Or/Pr(25/10) Total C G GP C*G	<Course-VIII> Tw(50/20) Or/Pr(25/10) Total C G GP C*G	<Course-IX> Tw(50/20) Or/Pr(50/20) Total C G GP C*G	RESULT	REMARK	TOTAL MARKS OUT OF 750
01.	CSC801	HUMAN MACHINE INTERACTION			02.	CSC802	DISTRIBUTED COMPUTING			03.	CSDLO8011	HIGH PERFORMANCE COMP.	
06.	ILO8021	PROJECT MANAGEMENT			15.	CSL801	HUMAN MACHINE INTER. LAB			16.	CSL802	DISTRIBUTED COMPUTING LAB	
17.	CSL803	CLOUD COMPUTING LAB.			18.	CSL804	COMPUTATIONAL LAB-II			19.	CSP805	MAJOR PROJECT-II	
-----													
7282323	LATE AMEYA MANGESH MANSI	45	52	50	45	22	19	46	43	38			
		15	15	13	14	22	19	22	21	43	P		544
		60	67	63	59	44	38	68	64	81			
		4 C 7 28	4 C 7 28	4 C 7 28	3 D 6 18	1 O 10 10	1 A 9 9	2 O 10 20	1 O 10 10	6 O 10 60	26	211	8.12
		SGPI: SEM-I: 5.70 ; SEM-II: 6.69 ; SEM-III: 5.31 ; SEM-IV: 7.41 ; SEM-V: 9.78 ; SEM-VI:10.00 ; SEM-VII: 9.50 ; CGPI: 7.81											
		CREDITS: SEM-I: 27 ; SEM-II: 27 ; SEM-III: 26 ; SEM-IV: 27 ; SEM-V: 27 ; SEM-VI: 26 ; SEM-VII: 26											
		MARKS: SEM-I:417/750; SEM-II:459/750; SEM-III:410/750; SEM-IV:498/750; SEM-V:632/750; SEM-VI:640/750; SEM-VII:605/750; TOTAL: 4205/6000 (70.08%)											
-----													
7282324	/MANE PRANJAL ARVIND PALLAVI	59	58	69	58	23	21	47	46	45			
		19	18	17	17	23	21	22	22	44	P		629
		78	76	86	75	46	42	69	68	89			
		4 A 9 36	4 A 9 36	4 O 10 40	3 A 9 27	1 O 10 10	1 O 10 10	2 O 10 20	1 O 10 10	6 O 10 60	26	249	9.58
	(DIPLOMA STUDENT)	SGPI: SEM-III: 9.38 ; SEM-IV:10.00 ; SEM-V: 9.33 ; SEM-VI:10.00 ; SEM-VII: 9.46 ; CGPI: 9.63											
		CREDITS: SEM-III: 26 ; SEM-IV: 27 ; SEM-V: 27 ; SEM-VI: 26 ; SEM-VII: 26											
		MARKS: SEM-III:610/750; SEM-IV:647/750; SEM-V:588/750; SEM-VI:663/750; SEM-VII:614/750; TOTAL: 3751/4500 (83.36%)											
-----													
7282325	MEHTA MEET MANOJ BHAVNA	59	39	54	47	22	21	46	44	37			
		17	14	16	13	21	20	22	22	42	P		556
		76	53	70	60	43	41	68	66	79			
		4 A 9 36	4 D 6 24	4 B 8 32	3 C 7 21	1 O 10 10	1 O 10 10	2 O 10 20	1 O 10 10	6 A 9 54	26	217	8.35
		SGPI: SEM-I: 8.65 ; SEM-II: 8.04 ; SEM-III: 8.54 ; SEM-IV: 9.04 ; SEM-V: 9.67 ; SEM-VI: 9.96 ; SEM-VII: 9.19 ; CGPI: 8.93											
		CREDITS: SEM-I: 27 ; SEM-II: 27 ; SEM-III: 26 ; SEM-IV: 27 ; SEM-V: 27 ; SEM-VI: 26 ; SEM-VII: 26											
		MARKS: SEM-I:559/750; SEM-II:548/750; SEM-III:573/750; SEM-IV:589/750; SEM-V:633/750; SEM-VI:643/750; SEM-VII:599/750; TOTAL: 4700/6000 (78.33%)											
-----													
/- FEMALE, #- 0.229, @- 0.5042/0.5043, *- 0.5045, \$- Carried Forward Grade, ~- Dyslexia, A/ABS- Absent, F- Fails, P- Passes													
RR- Reserved, RLE- Reserve for Lower Examination, RPV- Provisional, RCC- 0.5050, ADC- Admission Cancelled													
G:Grade, GP:Grade Point, C:Credits, aC:Sum of Credit Points, aCG:Sum of Product of Credits & Grades													
SGPI:Semester Grade Performance Index = aCG/aC, CGPI:Cumulative Grade Performance Index													
% Marks : 80 and Above 75-79.99 70-74.99 60-69.99 50-59.99 45-49.99 40-44.99 Less Than 40													
Grade / Gr. Pt. : O / 10 A / 9 B / 8 C / 7 D / 6 E / 5 F / 4 F / 0													
-----													



SEAT_NO	NAME	<Course-I>	<Course-II>	<Course-III>	<Course-IV>	<Course-V>	<Course-VI>	<Course-VII>	<Course-VIII>	<Course-IX>	TOTAL MARKS	OUT OF 750	
		Th(80/32)	Th(80/32)	Th(80/32)	Th(80/32)	Tw(25/10)	Tw(25/10)	Tw(50/20)	Tw(50/20)	Tw(50/20)	RESULT	REMARK	
		In(20/08)	In(20/08)	In(20/08)	In(20/08)	Or(25/10)	Or(25/10)	Or/Pr(25/10)	Or/Pr(25/10)	Or/Pr(50/20)			
		Total	Total	Total	Total	Total	Total	Total	Total	Total			
		C G GP C*G	C G GP C*G	C G GP C*G	C G GP C*G	C G GP C*G	C G GP C*G	C G GP C*G	C G GP C*G	C G GP C*G	ãC	ãCG	SGPI

01. CSC801	HUMAN MACHINE INTERACTION	02. CSC802	DISTRIBUTED COMPUTING	03. CSDLO8011	HIGH PERFORMANCE COMP.
06. ILO8021	PROJECT MANAGEMENT	15. CSL801	HUMAN MACHINE INTER. LAB	16. CSL802	DISTRIBUTED COMPUTING LAB
17. CSL803	CLOUD COMPUTING LAB.	18. CSL804	COMPUTATIONAL LAB-II	19. CSP805	MAJOR PROJECT-II

7282326 /MHATRE MANASVI RAMESH MANGALA

62	60	70	59	23	22	47	46	47												
17	19	16	14	22	22	22	23	46	P		637									
79	79	86	73	45	44	69	69	93												
4 A	9 36	4 A	9 36	4 O	10 40	3 B	8 24	1 O	10 10	1 O	10 10	2 O	10 20	1 O	10 10	6 O	10 60	26	246	9.46

(DIPLOMA STUDENT) SGPI: SEM-III: 6.19 ; SEM-IV: 8.33 ; SEM-V: 9.59 ; SEM-VI: 9.77 ; SEM-VII:10.00 ; CGPI: 8.89  
 CREDITS: SEM-III: 26 ; SEM-IV: 27 ; SEM-V: 27 ; SEM-VI: 26 ; SEM-VII: 26  
 MARKS: SEM-III:448/750; SEM-IV:547/750; SEM-V:601/750; SEM-VI:631/750; SEM-VII:635/750; TOTAL: 3499/4500 (77.76%)

7282327 MORE VINIT VIPIN CHITRA

46	38	52	38	23	22	48	44	48												
18	15	14	16	22	21	22	22	48	P		557									
64	53	66	54	45	43	70	66	96												
4 C	7 28	4 D	6 24	4 C	7 28	3 D	6 18	1 O	10 10	1 O	10 10	2 O	10 20	1 O	10 10	6 O	10 60	26	208	8.00

SGPI: SEM-I: 5.13 ; SEM-II: 5.59 ; SEM-III: 6.04 ; SEM-IV: 7.33 ; SEM-V: 9.67 ; SEM-VI: 9.65 ; SEM-VII: 9.08 ; CGPI: 7.55  
 CREDITS: SEM-I: 27 ; SEM-II: 27 ; SEM-III: 26 ; SEM-IV: 27 ; SEM-V: 27 ; SEM-VI: 26 ; SEM-VII: 26  
 MARKS: SEM-I:386/750; SEM-II:403/750; SEM-III:453/750; SEM-IV:485/750; SEM-V:610/750; SEM-VI:632/750; SEM-VII:594/750; TOTAL: 4120/6000 (68.67%)

7282328 NIJAI PRASAD CHANDAN ALKA

51	57	67	56	24	22	48	46	46												
19	19	16	17	23	22	24	23	45	P		625									
70	76	83	73	47	44	72	69	91												
4 B	8 32	4 A	9 36	4 O	10 40	3 B	8 24	1 O	10 10	1 O	10 10	2 O	10 20	1 O	10 10	6 O	10 60	26	242	9.31

SGPI: SEM-I: 8.19 ; SEM-II: 7.46 ; SEM-III: 6.73 ; SEM-IV: 6.48 ; SEM-V: 7.19 ; SEM-VI: 9.42 ; SEM-VII: 9.23 ; CGPI: 7.99  
 CREDITS: SEM-I: 27 ; SEM-II: 27 ; SEM-III: 26 ; SEM-IV: 27 ; SEM-V: 27 ; SEM-VI: 26 ; SEM-VII: 26  
 MARKS: SEM-I:560/750; SEM-II:523/750; SEM-III:495/750; SEM-IV:465/750; SEM-V:501/750; SEM-VI:606/750; SEM-VII:592/750; TOTAL: 4367/6000 (72.78%)

/- FEMALE, #- 0.229, @- 0.5042/0.5043, \*- 0.5045, \$- Carried Forward Grade, ~- Dyslexia, A/ABS- Absent, F- Fails, P- Passes  
 RR- Reserved, RLE- Reserve for Lower Examination, RPV- Provisional, RCC- 0.5050, ADC- Admission Cancelled  
 G:Grade, GP:Grade Point, C:Credits, ãC:Sum of Credit Points, ãCG:Sum of Product of Credits & Grades  
 SGPI:Semester Grade Performance Index = ãCG/ãC, CGPI:Cumulative Grade Performance Index  
 % Marks : 80 and Above 75-79.99 70-74.99 60-69.99 50-59.99 45-49.99 40-44.99 Less Than 40  
 Grade / Gr. Pt. : O / 10 A / 9 B / 8 C / 7 D / 6 E / 5 P / 4 F / 0

SEAT_NO	NAME	<Course-I>	<Course-II>	<Course-III>	<Course-IV>	<Course-V>	<Course-VI>	<Course-VII>	<Course-VIII>	<Course-IX>	TOTAL MARKS	RESULT	REMARK	OUT OF 750						
		Th(80/32)	Th(80/32)	Th(80/32)	Th(80/32)	Tw(25/10)	Tw(25/10)	Tw(50/20)	Tw(50/20)	Tw(50/20)										
		In(20/08)	In(20/08)	In(20/08)	In(20/08)	Or(25/10)	Or(25/10)	Or/Pr(25/10)	Or/Pr(25/10)	Or/Pr(50/20)										
		Total	Total	Total	Total	Total	Total	Total	Total	Total										
		C G GP C*G	C G GP C*G	C G GP C*G	C G GP C*G	C G GP C*G	C G GP C*G	C G GP C*G	C G GP C*G	C G GP C*G			ãC	ãCG	SGPI					
01. CSC801	HUMAN MACHINE INTERACTION	02. CSC802	DISTRIBUTED COMPUTING	03. CSDL08011	HIGH PERFORMANCE COMP.															
06. ILO8021	PROJECT MANAGEMENT	15. CSL801	HUMAN MACHINE INTER. LAB	16. CSL802	DISTRIBUTED COMPUTING LAB															
17. CSL803	CLOUD COMPUTING LAB.	18. CSL804	COMPUTATIONAL LAB-II	19. CSP805	MAJOR PROJECT-II															
7282329	PANCHAL NEEL JIGNESH POONAM																			
53	35	55	46	23	21	48	44	47												
16	15	15	13	23	20	22	22	48				P		566						
69	50	70	59	46	41	70	66	95												
4 C	7 28	4 D	6 24	4 B	8 32	3 D	6 18	1 O	10 10	1 O	10 10	2 O	10 20	1 O	10 10	6 O	10 60	26	212	8.15
	SGPI: SEM-I: 6.00 ; SEM-II: 6.35 ; SEM-III: 6.58 ; SEM-IV: 7.44 ; SEM-V: 9.74 ; SEM-VI: 9.42 ; SEM-VII: 9.35 ;																			CGPI: 7.87
	CREDITS: SEM-I: 27 ; SEM-II: 27 ; SEM-III: 26 ; SEM-IV: 27 ; SEM-V: 27 ; SEM-VI: 26 ; SEM-VII: 26																			
	MARKS: SEM-I:432/750; SEM-II:437/750; SEM-III:474/750; SEM-IV:505/750; SEM-V:610/750; SEM-VI:636/750; SEM-VII:600/750; TOTAL: 4260/6000 (71.00%)																			
7282330	PANDEY PIYUSH KRIPASHANKAR KEVAL DEVI																			
42	41	60	43	23	22	48	43	47												
15	17	16	13	22	22	22	22	48				P		566						
57	58	76	56	45	44	70	65	95												
4 D	6 24	4 D	6 24	4 A	9 36	3 D	6 18	1 O	10 10	1 O	10 10	2 O	10 20	1 O	10 10	6 O	10 60	26	212	8.15
	SGPI: SEM-I: 8.04 ; SEM-II: 7.39 ; SEM-III: 7.58 ; SEM-IV: 8.04 ; SEM-V: 9.67 ; SEM-VI: 9.58 ; SEM-VII: 9.38 ;																			CGPI: 8.48
	CREDITS: SEM-I: 27 ; SEM-II: 27 ; SEM-III: 26 ; SEM-IV: 27 ; SEM-V: 27 ; SEM-VI: 26 ; SEM-VII: 26																			
	MARKS: SEM-I:546/750; SEM-II:510/750; SEM-III:531/750; SEM-IV:545/750; SEM-V:613/750; SEM-VI:620/750; SEM-VII:597/750; TOTAL: 4528/6000 (75.47%)																			
7282331	PARIKH SAUMYA AJAY PARUL																			
56	56	54	61	23	22	48	45	47												
17	17	11	14	22	22	22	22	48				P		607						
73	73	65	75	45	44	70	67	95												
4 B	8 32	4 B	8 32	4 C	7 28	3 A	9 27	1 O	10 10	1 O	10 10	2 O	10 20	1 O	10 10	6 O	10 60	26	229	8.81
	SGPI: SEM-I: 8.52 ; SEM-II: 7.85 ; SEM-III: 8.65 ; SEM-IV: 9.19 ; SEM-V: 9.89 ; SEM-VI: 9.65 ; SEM-VII: 9.73 ;																			CGPI: 9.03
	CREDITS: SEM-I: 27 ; SEM-II: 27 ; SEM-III: 26 ; SEM-IV: 27 ; SEM-V: 27 ; SEM-VI: 26 ; SEM-VII: 26																			
	MARKS: SEM-I:573/750; SEM-II:523/750; SEM-III:573/750; SEM-IV:604/750; SEM-V:624/750; SEM-VI:643/750; SEM-VII:618/750; TOTAL: 4765/6000 (79.42%)																			
/- FEMALE, #- 0.229, @- 0.5042/0.5043, *- 0.5045, \$- Carried Forward Grade, ~- Dyslexia, A/ABS- Absent, F- Fails, P- Passes																				
RR- Reserved, RLE- Reserve for Lower Examination, RPV- Provisional, RCC- 0.5050, ADC- Admission Cancelled																				
G:Grade, GP:Grade Point, C:Credits, ãC:Sum of Credit Points, ãCG:Sum of Product of Credits & Grades																				
SGPI:Semester Grade Performance Index = ãCG/ãC, CGPI:Cumulative Grade Performance Index																				
% Marks : 80 and Above 75-79.99 70-74.99 60-69.99 50-59.99 45-49.99 40-44.99 Less Than 40																				
Grade / Gr. Pt. : O / 10 A / 9 B / 8 C / 7 D / 6 E / 5 F / 4 F / 0																				

SEAT_NO	NAME	<Course-I>	<Course-II>	<Course-III>	<Course-IV>	<Course-V>	<Course-VI>	<Course-VII>	<Course-VIII>	<Course-IX>	TOTAL MARKS
		Th(80/32)	Th(80/32)	Th(80/32)	Th(80/32)	Tw(25/10)	Tw(25/10)	Tw(50/20)	Tw(50/20)	Tw(50/20)	OUT OF 750
		In(20/08)	In(20/08)	In(20/08)	In(20/08)	Or(25/10)	Or(25/10)	Or/Pr(25/10)	Or/Pr(25/10)	Or/Pr(50/20)	RESULT REMARK
		Total	Total	Total	Total	Total	Total	Total	Total	Total	SGPI
		C G GP C*G	C G GP C*G	C G GP C*G	C G GP C*G	C G GP C*G	C G GP C*G	C G GP C*G	C G GP C*G	C G GP C*G	ac acG SGPI

01. CSC801	HUMAN MACHINE INTERACTION	02. CSC802	DISTRIBUTED COMPUTING	03. CSDLO8011	HIGH PERFORMANCE COMP.
06. ILO8021	PROJECT MANAGEMENT	15. CSL801	HUMAN MACHINE INTER. LAB	16. CSL802	DISTRIBUTED COMPUTING LAB
17. CSL803	CLOUD COMPUTING LAB.	18. CSL804	COMPUTATIONAL LAB-II	19. CSP805	MAJOR PROJECT-II

7282332 /PATIL AARATI HIRAMAN HARSHLA

53	60	71	59	23	23	48	47	48		
19	20	18	18	22	22	22	23	48	P	644
72	80	89	77	45	45	70	70	96		
4 B	8 32	4 O 10 40	4 O 10 40	3 A 9 27	1 O 10 10	1 O 10 10	2 O 10 20	1 O 10 10	6 O 10 60	26 249 9.58
(DIPLOMA STUDENT)										
SGPI: SEM-III: 6.38 ; SEM-IV: 9.37 ; SEM-V:10.00 ; SEM-VI:10.00 ; SEM-VII:10.00 ; CGPI: 9.23										
CREDITS: SEM-III: 26 ; SEM-IV: 27 ; SEM-V: 27 ; SEM-VI: 26 ; SEM-VII: 26										
MARKS: SEM-III:463/750; SEM-IV:620/750; SEM-V:646/750; SEM-VI:661/750; SEM-VII:651/750; TOTAL: 3685/4500 (81.89%)										

7282333 PATIL SHUBHAM MANOJ MANALI

59	57	59	50	24	22	48	48	48		
17	16	16	16	23	21	23	23	48	P	618
76	73	75	66	47	43	71	71	96		
4 A	9 36	4 B 8 32	4 A 9 36	3 C 7 21	1 O 10 10	1 O 10 10	2 O 10 20	1 O 10 10	6 O 10 60	26 235 9.04
(DIPLOMA STUDENT)										
SGPI: SEM-III: 5.12 ; SEM-IV: 7.07 ; SEM-V: 9.04 ; SEM-VI: 8.54 ; SEM-VII: 9.15 ; CGPI: 7.99										
CREDITS: SEM-III: 26 ; SEM-IV: 27 ; SEM-V: 27 ; SEM-VI: 26 ; SEM-VII: 26										
MARKS: SEM-III:410/750; SEM-IV:492/750; SEM-V:586/750; SEM-VI:583/750; SEM-VII:610/750; TOTAL: 3299/4500 (73.31%)										

7282334 /PATIL SNEHAL SANJAY SUVARNA

55	60	62	58	23	22	48	47	48		
19	20	15	18	22	22	22	22	48	P	631
74	80	77	76	45	44	70	69	96		
4 B	8 32	4 O 10 40	4 A 9 36	3 A 9 27	1 O 10 10	1 O 10 10	2 O 10 20	1 O 10 10	6 O 10 60	26 245 9.42
(DIPLOMA STUDENT)										
SGPI: SEM-III: 6.65 ; SEM-IV: 8.11 ; SEM-V: 9.81 ; SEM-VI: 9.12 ; SEM-VII: 8.35 ; CGPI: 8.58										
CREDITS: SEM-III: 26 ; SEM-IV: 27 ; SEM-V: 27 ; SEM-VI: 26 ; SEM-VII: 26										
MARKS: SEM-III:489/750; SEM-IV:562/750; SEM-V:617/750; SEM-VI:606/750; SEM-VII:561/750; TOTAL: 3466/4500 (77.02%)										

/- FEMALE, #- 0.229, @- 0.5042/0.5043, \*- 0.5045, \$- Carried Forward Grade, ~- Dyslexia, A/ABS- Absent, F- Fails, P- Passes  
 RR- Reserved, RLE- Reserve for Lower Examination, RPV- Provisional, RCC- 0.5050, ADC- Admission Cancelled  
 G:Grade, GP:Grade Point, C:Credits, ac:Sum of Credit Points, acG:Sum of Product of Credits & Grades  
 SGPI:Semester Grade Performance Index = acG/ac, CGPI:Cumulative Grade Performance Index  
 % Marks : 80 and Above 75-79.99 70-74.99 60-69.99 50-59.99 45-49.99 40-44.99 Less Than 40  
 Grade / Gr. Pt. : O / 10 A / 9 B / 8 C / 7 D / 6 E / 5 F / 4 F / 0

SEAT_NO	NAME	<Course-I>	<Course-II>	<Course-III>	<Course-IV>	<Course-V>	<Course-VI>	<Course-VII>	<Course-VIII>	<Course-IX>	TOTAL MARKS
		Th(80/32)	Th(80/32)	Th(80/32)	Th(80/32)	Tw(25/10)	Tw(25/10)	Tw(50/20)	Tw(50/20)	Tw(50/20)	OUT OF 750
		In(20/08)	In(20/08)	In(20/08)	In(20/08)	Or(25/10)	Or(25/10)	Or/Pr(25/10)	Or/Pr(25/10)	Or/Pr(50/20)	RESULT REMARK
		Total	Total	Total	Total	Total	Total	Total	Total	Total	SGPI
		C G GP C*G	C G GP C*G	C G GP C*G	C G GP C*G	C G GP C*G	C G GP C*G	C G GP C*G	C G GP C*G	C G GP C*G	ac acG SGPI

01. CSC801	HUMAN MACHINE INTERACTION	02. CSC802	DISTRIBUTED COMPUTING	03. CSDL08011	HIGH PERFORMANCE COMP.
06. ILO8021	PROJECT MANAGEMENT	15. CSL801	HUMAN MACHINE INTER. LAB	16. CSL802	DISTRIBUTED COMPUTING LAB
17. CSL803	CLOUD COMPUTING LAB.	18. CSL804	COMPUTATIONAL LAB-II	19. CSP805	MAJOR PROJECT-II

7282335 PATIL VEDANT DEVENDRA VIJAYA

59	53	63	49	22	20	46	43	42												
16	16	10	15	22	20	22	20	44	P	582										
75	69	73	64	44	40	68	63	86												
4 A	9 36	4 C	7 28	4 B	8 32	3 C	7 21	1 O	10 10	1 O	10 10	2 O	10 20	1 O	10 10	6 O	10 60	26	227	8.73

SGPI: SEM-I: 6.07 ; SEM-II: 5.44 ; SEM-III: 5.58 ; SEM-IV: 5.85 ; SEM-V: 9.44 ; SEM-VI: 9.73 ; SEM-VII: 9.04 ; CGPI: 7.47  
 CREDITS: SEM-I: 27 ; SEM-II: 27 ; SEM-III: 26 ; SEM-IV: 27 ; SEM-V: 27 ; SEM-VI: 26 ; SEM-VII: 26  
 MARKS: SEM-I:442/750; SEM-II:399/750; SEM-III:422/750; SEM-IV:421/750; SEM-V:599/750; SEM-VI:608/750; SEM-VII:583/750; TOTAL: 4056/6000 (67.60%)

7282336 POOJARAH RAHUL KARUNAKAR RATNA

56	58	57	47	23	22	48	43	48												
16	16	10	14	22	21	23	21	48	P	593										
72	74	67	61	45	43	71	64	96												
4 B	8 32	4 B	8 32	4 C	7 28	3 C	7 21	1 O	10 10	1 O	10 10	2 O	10 20	1 O	10 10	6 O	10 60	26	223	8.58

SGPI: SEM-I: 6.74 ; SEM-II: 6.46 ; SEM-III: 6.27 ; SEM-IV: 6.48 ; SEM-V: 9.52 ; SEM-VI: 9.62 ; SEM-VII: 9.81 ; CGPI: 7.92  
 CREDITS: SEM-I: 27 ; SEM-II: 27 ; SEM-III: 26 ; SEM-IV: 27 ; SEM-V: 27 ; SEM-VI: 26 ; SEM-VII: 26  
 MARKS: SEM-I:480/750; SEM-II:438/750; SEM-III:459/750; SEM-IV:448/750; SEM-V:617/750; SEM-VI:634/750; SEM-VII:610/750; TOTAL: 4279/6000 (71.32%)

7282337 RAI VAIBHAV RAJENDRA PRASAD NILU

52	57	68	41	22	22	46	44	44												
16	14	14	16	23	21	22	22	45	P	589										
68	71	82	57	45	43	68	66	89												
4 C	7 28	4 B	8 32	4 O	10 40	3 D	6 18	1 O	10 10	1 O	10 10	2 O	10 20	1 O	10 10	6 O	10 60	26	228	8.77

SGPI: SEM-I: 5.22 ; SEM-II: 5.37 ; SEM-III: 5.96 ; SEM-IV: 7.15 ; SEM-V: 9.70 ; SEM-VI: 9.88 ; SEM-VII: 9.58 ; CGPI: 7.69 @0.06  
 CREDITS: SEM-I: 27 ; SEM-II: 27 ; SEM-III: 26 ; SEM-IV: 27 ; SEM-V: 27 ; SEM-VI: 26 ; SEM-VII: 26  
 MARKS: SEM-I:401/750; SEM-II:397/750; SEM-III:457/750; SEM-IV:482/750; SEM-V:620/750; SEM-VI:630/750; SEM-VII:614/750; TOTAL: 4190/6000 (69.83%)

/- FEMALE, #- 0.229, @- 0.5042/0.5043, \*- 0.5045, \$- Carried Forward Grade, ~- Dyslexia, A/ABS- Absent, F- Fails, P- Passes  
 RR- Reserved, RLE- Reserve for Lower Examination, RPV- Provisional, RCC- 0.5050, ADC- Admission Cancelled  
 G:Grade, GP:Grade Point, C:Credits, ac:Sum of Credit Points, acG:Sum of Product of Credits & Grades  
 SGPI:Semester Grade Performance Index = acG/ac, CGPI:Cumulative Grade Performance Index  
 % Marks : 80 and Above 75-79.99 70-74.99 60-69.99 50-59.99 45-49.99 40-44.99 Less Than 40  
 Grade / Gr. Pt. : O / 10 A / 9 B / 8 C / 7 D / 6 E / 5 F / 4 F / 0

SEAT_NO	NAME	<Course-I>	<Course-II>	<Course-III>	<Course-IV>	<Course-V>	<Course-VI>	<Course-VII>	<Course-VIII>	<Course-IX>	TOTAL MARKS	OUT OF 750	
		Th(80/32)	Th(80/32)	Th(80/32)	Th(80/32)	Tw(25/10)	Tw(25/10)	Tw(50/20)	Tw(50/20)	Tw(50/20)			
		In(20/08)	In(20/08)	In(20/08)	In(20/08)	Or(25/10)	Or(25/10)	Or/Pr(25/10)	Or/Pr(25/10)	Or/Pr(50/20)	RESULT	REMARK	
		Total	Total	Total	Total	Total	Total	Total	Total	Total	ac	acg	SGPI
		C G GP C*G	C G GP C*G	C G GP C*G	C G GP C*G	C G GP C*G	C G GP C*G	C G GP C*G	C G GP C*G	C G GP C*G			

01. CSC801	HUMAN MACHINE INTERACTION	02. CSC802	DISTRIBUTED COMPUTING	03. CSDLO8011	HIGH PERFORMANCE COMP.
06. ILO8021	PROJECT MANAGEMENT	15. CSL801	HUMAN MACHINE INTER. LAB	16. CSL802	DISTRIBUTED COMPUTING LAB
17. CSL803	CLOUD COMPUTING LAB.	18. CSL804	COMPUTATIONAL LAB-II	19. CSP805	MAJOR PROJECT-II

7282338 RAMANE PRATHAMESH PRADEEP PRANOTI

71	59	69	50	22	22	46	46	46				
16	19	16	16	22	22	22	23	47	P		634	
87	78	85	66	44	44	68	69	93				
4 O 10 40	4 A 9 36	4 O 10 40	3 C 7 21	1 O 10 10	1 O 10 10	2 O 10 20	1 O 10 10	6 O 10 60	26	247	9.50	

SGPI: SEM-I: 8.96 ; SEM-II: 8.70 ; SEM-III: 9.42 ; SEM-IV: 9.59 ; SEM-V: 9.78 ; SEM-VI: 9.81 ; SEM-VII:10.00 ; CGPI: 9.47  
 CREDITS: SEM-I: 27 ; SEM-II: 27 ; SEM-III: 26 ; SEM-IV: 27 ; SEM-V: 27 ; SEM-VI: 26 ; SEM-VII: 26  
 MARKS: SEM-I:593/750; SEM-II:571/750; SEM-III:607/750; SEM-IV:630/750; SEM-V:638/750; SEM-VI:649/750; SEM-VII:645/750; TOTAL: 4967/6000 (82.78%)

7282339 /RAORANE VINITA PRAVIN PRAJAKTA

53	61	60	53	22	21	46	46	46				
15	17	13	13	22	21	22	23	47	P		601	
68	78	73	66	44	42	68	69	93				
4 C 7 28	4 A 9 36	4 B 8 32	3 C 7 21	1 O 10 10	1 O 10 10	2 O 10 20	1 O 10 10	6 O 10 60	26	227	8.73	

SGPI: SEM-I: 7.70 ; SEM-II: 6.93 ; SEM-III: 8.38 ; SEM-IV: 8.81 ; SEM-V: 9.93 ; SEM-VI: 9.96 ; SEM-VII: 9.58 ; CGPI: 8.74  
 CREDITS: SEM-I: 27 ; SEM-II: 27 ; SEM-III: 26 ; SEM-IV: 27 ; SEM-V: 27 ; SEM-VI: 26 ; SEM-VII: 26  
 MARKS: SEM-I:520/750; SEM-II:482/750; SEM-III:563/750; SEM-IV:564/750; SEM-V:631/750; SEM-VI:649/750; SEM-VII:608/750; TOTAL: 4618/6000 (76.97%)

7282340 RATHOD ANIKET YOGESH SHEETAL

60	55	68	46	23	21	48	43	47				
17	19	14	18	23	21	23	23	47	P		616	
77	74	82	64	46	42	71	66	94				
4 A 9 36	4 B 8 32	4 O 10 40	3 C 7 21	1 O 10 10	1 O 10 10	2 O 10 20	1 O 10 10	6 O 10 60	26	239	9.19	

SGPI: SEM-I: 8.74 ; SEM-II: 7.52 ; SEM-III: 9.69 ; SEM-IV:10.00 ; SEM-V: 9.04 ; SEM-VI: 9.35 ; SEM-VII: 9.50 ; CGPI: 9.12  
 CREDITS: SEM-I: 27 ; SEM-II: 27 ; SEM-III: 26 ; SEM-IV: 27 ; SEM-V: 27 ; SEM-VI: 26 ; SEM-VII: 26  
 MARKS: SEM-I:588/750; SEM-II:510/750; SEM-III:630/750; SEM-IV:663/750; SEM-V:587/750; SEM-VI:617/750; SEM-VII:599/750; TOTAL: 4810/6000 (80.17%)

/- FEMALE, #- 0.229, @- 0.5042/0.5043, \*- 0.5045, \$- Carried Forward Grade, ~- Dyslexia, A/ABS- Absent, F- Fails, P- Passes  
 RR- Reserved, RLE- Reserve for Lower Examination, RPV- Provisional, RCC- 0.5050, ADC- Admission Cancelled  
 G:Grade, GP:Grade Point, C:Credits, ac:Sum of Credit Points, acg:Sum of Product of Credits & Grades  
 SGPI:Semester Grade Performance Index = acg/ac, CGPI:Cumulative Grade Performance Index  
 % Marks : 80 and Above 75-79.99 70-74.99 60-69.99 50-59.99 45-49.99 40-44.99 Less Than 40  
 Grade / Gr. Pt. : O / 10 A / 9 B / 8 C / 7 D / 6 E / 5 F / 4 F / 0

SEAT_NO	NAME	<Course-I> Th(80/32) In(20/08) Total C G GP C*G	<Course-II> Th(80/32) In(20/08) Total C G GP C*G	<Course-III> Th(80/32) In(20/08) Total C G GP C*G	<Course-IV> Th(80/32) In(20/08) Total C G GP C*G	<Course-V> Tw(25/10) Or(25/10) Total C G GP C*G	<Course-VI> Tw(25/10) Or(25/10) Total C G GP C*G	<Course-VII> Tw(50/20) Or/Pr(25/10) Total C G GP C*G	<Course-VIII> Tw(50/20) Or/Pr(25/10) Total C G GP C*G	<Course-IX> Tw(50/20) Or/Pr(50/20) Total C G GP C*G	RESULT	REMARK	TOTAL MARKS OUT OF 750							
01.	CSC801	HUMAN MACHINE INTERACTION			02.	CSC802			DISTRIBUTED COMPUTING		03.	CSDL08011		HIGH PERFORMANCE COMP.						
06.	ILO8021	PROJECT MANAGEMENT			15.	CSL801			HUMAN MACHINE INTER. LAB		16.	CSL802		DISTRIBUTED COMPUTING LAB						
17.	CSL803	CLOUD COMPUTING LAB.			18.	CSL804			COMPUTATIONAL LAB-II		19.	CSP805		MAJOR PROJECT-II						
7282341	SALUNKE NIWANT SHARAD SHRADDHA	63	59	57	63	22	21	46	43	47										
		15	16	14	16	22	20	22	22	47	P		615							
		78	75	71	79	44	41	68	65	94										
4 A	9 36	4 A	9 36	4 B	8 32	3 A	9 27	1 O	10 10	1 O	10 10	2 O	10 20	1 O	10 10	6 O	10 60	26	241	9.27
		SGPI: SEM-I: 7.44 ; SEM-II: 6.52 ; SEM-III: 5.88 ; SEM-IV: 7.37 ; SEM-V: 8.59 ; SEM-VI: 9.54 ; SEM-VII: 8.85 ; CGPI: 7.92																		
		CREDITS: SEM-I: 27 ; SEM-II: 27 ; SEM-III: 26 ; SEM-IV: 27 ; SEM-V: 27 ; SEM-VI: 26 ; SEM-VII: 26																		
		MARKS: SEM-I:525/750; SEM-II:452/750; SEM-III:430/750; SEM-IV:508/750; SEM-V:565/750; SEM-VI:615/750; SEM-VII:581/750; TOTAL: 4291/6000 (71.52%)																		
7282342	/SANAP KALYANI RAMESH SUNITA	52	55	66	75	23	21	48	45	41										
		18	15	16	16	22	21	22	21	41	P		618							
		70	70	82	91	45	42	70	66	82										
4 B	8 32	4 B	8 32	4 O	10 40	3 O	10 30	1 O	10 10	1 O	10 10	2 O	10 20	1 O	10 10	6 O	10 60	26	244	9.38
		SGPI: SEM-I: 5.81 ; SEM-II: 6.43 ; SEM-III: 5.92 ; SEM-IV: 7.63 ; SEM-V: 9.59 ; SEM-VI: 9.85 ; SEM-VII: 9.42 ; CGPI: 7.99																		
		CREDITS: SEM-I: 27 ; SEM-II: 27 ; SEM-III: 26 ; SEM-IV: 27 ; SEM-V: 27 ; SEM-VI: 26 ; SEM-VII: 26																		
		MARKS: SEM-I:436/750; SEM-II:445/750; SEM-III:437/750; SEM-IV:509/750; SEM-V:609/750; SEM-VI:626/750; SEM-VII:596/750; TOTAL: 4276/6000 (71.27%)																		
7282343	SENTA DARSHAN PARSHOTAMBHAI LABHUBEN	49	45	50	49	22	21	47	41	42										
		11	13	13	15	22	21	22	21	43	P		547							
		60	58	63	64	44	42	69	62	85										
4 C	7 28	4 D	6 24	4 C	7 28	3 C	7 21	1 O	10 10	1 O	10 10	2 O	10 20	1 O	10 10	6 O	10 60	26	211	8.12
		SGPI: SEM-I: 7.52 ; SEM-II: 6.98 ; SEM-III: 7.38 ; SEM-IV: 8.93 ; SEM-V: 9.59 ; SEM-VI: 9.85 ; SEM-VII: 9.04 ; CGPI: 8.42																		
		CREDITS: SEM-I: 27 ; SEM-II: 27 ; SEM-III: 26 ; SEM-IV: 27 ; SEM-V: 27 ; SEM-VI: 26 ; SEM-VII: 26																		
		MARKS: SEM-I:491/750; SEM-II:466/750; SEM-III:511/750; SEM-IV:569/750; SEM-V:613/750; SEM-VI:629/750; SEM-VII:584/750; TOTAL: 4410/6000 (73.50%)																		
/- FEMALE, #- 0.229, @- 0.5042/0.5043, *- 0.5045, \$- Carried Forward Grade, ~- Dyslexia, A/ABS- Absent, F- Fails, P- Passes																				
RR- Reserved, RLE- Reserve for Lower Examination, RPV- Provisional, RCC- 0.5050, ADC- Admission Cancelled																				
G:Grade, GP:Grade Point, C:Credits, aC:Sum of Credit Points, aCG:Sum of Product of Credits & Grades																				
SGPI:Semester Grade Performance Index = aCG/aC, CGPI:Cumulative Grade Performance Index																				
% Marks : 80 and Above 75-79.99 70-74.99 60-69.99 50-59.99 45-49.99 40-44.99 Less Than 40																				
Grade / Gr. Pt. : O / 10 A / 9 B / 8 C / 7 D / 6 E / 5 F / 4 F / 0																				

SEAT_NO	NAME	<Course-I>	<Course-II>	<Course-III>	<Course-IV>	<Course-V>	<Course-VI>	<Course-VII>	<Course-VIII>	<Course-IX>	TOTAL MARKS
		Th(80/32)	Th(80/32)	Th(80/32)	Th(80/32)	Tw(25/10)	Tw(25/10)	Tw(50/20)	Tw(50/20)	Tw(50/20)	OUT OF 750
		In(20/08)	In(20/08)	In(20/08)	In(20/08)	Or(25/10)	Or(25/10)	Or/Pr(25/10)	Or/Pr(25/10)	Or/Pr(50/20)	RESULT REMARK
		Total	Total	Total	Total	Total	Total	Total	Total	Total	SGPI
		C G GP C*G	C G GP C*G	C G GP C*G	C G GP C*G	C G GP C*G	C G GP C*G	C G GP C*G	C G GP C*G	C G GP C*G	ac acG SGPI

01. CSC801	HUMAN MACHINE INTERACTION	02. CSC802	DISTRIBUTED COMPUTING	03. CSDL08011	HIGH PERFORMANCE COMP.
06. ILO8021	PROJECT MANAGEMENT	15. CSL801	HUMAN MACHINE INTER. LAB	16. CSL802	DISTRIBUTED COMPUTING LAB
17. CSL803	CLOUD COMPUTING LAB.	18. CSL804	COMPUTATIONAL LAB-II	19. CSP805	MAJOR PROJECT-II

7282344 /SHEDGE SHRUTI PRAMOD PRADNYA

69	55	62	59	24	22	48	44	44		
16	20	15	18	23	22	23	21	44	P	629
85	75	77	77	47	44	71	65	88		
4 O 10 40	4 A 9 36	4 A 9 36	3 A 9 27	1 O 10 10	1 O 10 10	2 O 10 20	1 O 10 10	6 O 10 60	26 249	9.58

(DIPLOMA STUDENT) SGPI: SEM-III: 6.23 ; SEM-IV: 7.96 ; SEM-V: 9.63 ; SEM-VI: 9.85 ; SEM-VII: 9.42 ; CGPI: 8.78  
 CREDITS: SEM-III: 26 ; SEM-IV: 27 ; SEM-V: 27 ; SEM-VI: 26 ; SEM-VII: 26  
 MARKS: SEM-III:452/750; SEM-IV:547/750; SEM-V:604/750; SEM-VI:650/750; SEM-VII:623/750; TOTAL: 3505/4500 (77.89%)

7282345 SHINDE MAYUR POPAT MADHAVI

59	56	65	50	22	22	46	41	47		
17	16	13	14	22	22	22	22	46	P	602
76	72	78	64	44	44	68	63	93		
4 A 9 36	4 B 8 32	4 A 9 36	3 C 7 21	1 O 10 10	1 O 10 10	2 O 10 20	1 O 10 10	6 O 10 60	26 235	9.04

SGPI: SEM-I: 7.59 ; SEM-II: 7.04 ; SEM-III: 5.88 ; SEM-IV: 7.41 ; SEM-V: 9.41 ; SEM-VI: 9.46 ; SEM-VII: 9.42 ; CGPI: 8.15  
 CREDITS: SEM-I: 27 ; SEM-II: 27 ; SEM-III: 26 ; SEM-IV: 27 ; SEM-V: 27 ; SEM-VI: 26 ; SEM-VII: 26  
 MARKS: SEM-I:521/750; SEM-II:488/750; SEM-III:443/750; SEM-IV:480/750; SEM-V:614/750; SEM-VI:626/750; SEM-VII:595/750; TOTAL: 4369/6000 (72.82%)

7282346 /SHINKAR RUTUJA MANOJ YOGITA

56	53	61	39	23	21	48	42	43		
12	14	12	13	22	20	22	20	44	P	565
68	67	73	52	45	41	70	62	87		
4 C 7 28	4 C 7 28	4 B 8 32	3 D 6 18	1 O 10 10	1 O 10 10	2 O 10 20	1 O 10 10	6 O 10 60	26 216	8.31

SGPI: SEM-I: 5.13 ; SEM-II: 5.72 ; SEM-III: 7.23 ; SEM-IV: 7.96 ; SEM-V: 9.04 ; SEM-VI: 9.69 ; SEM-VII: 9.62 ; CGPI: 7.82  
 CREDITS: SEM-I: 27 ; SEM-II: 27 ; SEM-III: 26 ; SEM-IV: 27 ; SEM-V: 27 ; SEM-VI: 26 ; SEM-VII: 26  
 MARKS: SEM-I:394/750; SEM-II:410/750; SEM-III:505/750; SEM-IV:547/750; SEM-V:580/750; SEM-VI:634/750; SEM-VII:610/750; TOTAL: 4245/6000 (70.75%)

/- FEMALE, #- 0.229, @- 0.5042/0.5043, \*- 0.5045, \$- Carried Forward Grade, ~- Dyslexia, A/ABS- Absent, F- Fails, P- Passes  
 RR- Reserved, RLE- Reserve for Lower Examination, RPV- Provisional, RCC- 0.5050, ADC- Admission Cancelled  
 G:Grade, GP:Grade Point, C:Credits, ac:Sum of Credit Points, acG:Sum of Product of Credits & Grades  
 SGPI:Semester Grade Performance Index = acG/ac, CGPI:Cumulative Grade Performance Index  
 % Marks : 80 and Above 75-79.99 70-74.99 60-69.99 50-59.99 45-49.99 40-44.99 Less Than 40  
 Grade / Gr. Pt. : O / 10 A / 9 B / 8 C / 7 D / 6 E / 5 F / 4 F / 0

SEAT_NO	NAME	<Course-I>	<Course-II>	<Course-III>	<Course-IV>	<Course-V>	<Course-VI>	<Course-VII>	<Course-VIII>	<Course-IX>	TOTAL MARKS
		Th(80/32)	Th(80/32)	Th(80/32)	Th(80/32)	Tw(25/10)	Tw(25/10)	Tw(50/20)	Tw(50/20)	Tw(50/20)	OUT OF 750
		In(20/08)	In(20/08)	In(20/08)	In(20/08)	Or(25/10)	Or(25/10)	Or/Pr(25/10)	Or/Pr(25/10)	Or/Pr(50/20)	RESULT REMARK
		Total	Total	Total	Total	Total	Total	Total	Total	Total	SGPI
		C G GP C*G	C G GP C*G	C G GP C*G	C G GP C*G	C G GP C*G	C G GP C*G	C G GP C*G	C G GP C*G	C G GP C*G	ac acG SGPI

01. CSC801	HUMAN MACHINE INTERACTION	02. CSC802	DISTRIBUTED COMPUTING	03. CSDL08011	HIGH PERFORMANCE COMP.
06. ILO8021	PROJECT MANAGEMENT	15. CSL801	HUMAN MACHINE INTER. LAB	16. CSL802	DISTRIBUTED COMPUTING LAB
17. CSL803	CLOUD COMPUTING LAB.	18. CSL804	COMPUTATIONAL LAB-II	19. CSP805	MAJOR PROJECT-II

7282347 SHIVADE YASH RAGHUNANDAN RADHIKA

39	36	38	42	21	18	45	28	36												
8	8	9	11	20	18	21	14	37	P	449										
47	44	47	53	41	36	66	42	73												
4 E	5 20	4 P	4 16	4 E	5 20	3 D	6 18	1 O	10 10	1 B	8 8	2 O	10 20	1 D	6 6	6 B	8 48	26	166	6.38
SGPI: SEM-I: 6.76 ; SEM-II: 5.22 ; SEM-III: 7.35 ; SEM-IV: 6.22 ; SEM-V: 8.15 ; SEM-VI: 8.85 ; SEM-VII: 8.12 ; CGPI: 7.12																				
CREDITS: SEM-I: 27 ; SEM-II: 27 ; SEM-III: 26 ; SEM-IV: 27 ; SEM-V: 27 ; SEM-VI: 26 ; SEM-VII: 26																				
MARKS: SEM-I:447/750; SEM-II:379/750; SEM-III:478/750; SEM-IV:418/750; SEM-V:529/750; SEM-VI:571/750; SEM-VII:545/750; TOTAL: 3816/6000 (63.60%)																				

7282348 SINGH ANIKET SATYAPRAKASH PRATIBHA

51	42	57	45	24	21	48	45	30												
17	14	14	17	23	20	24	20	32	P	544										
68	56	71	62	47	41	72	65	62												
4 C	7 28	4 D	6 24	4 B	8 32	3 C	7 21	1 O	10 10	1 O	10 10	2 O	10 20	1 O	10 10	6 C	7 42	26	197	7.58
SGPI: SEM-I: 5.07 ; SEM-II: 4.96 ; SEM-III: 7.62 ; SEM-IV: 7.81 ; SEM-V: 8.37 ; SEM-VI: 9.46 ; SEM-VII: 8.38 ; CGPI: 7.39																				
CREDITS: SEM-I: 27 ; SEM-II: 27 ; SEM-III: 26 ; SEM-IV: 27 ; SEM-V: 27 ; SEM-VI: 26 ; SEM-VII: 26																				
MARKS: SEM-I:377/750; SEM-II:356/750; SEM-III:498/750; SEM-IV:498/750; SEM-V:551/750; SEM-VI:606/750; SEM-VII:557/750; TOTAL: 3987/6000 (66.45%)																				

7282349 VANMALI DAIDEEPYA RAJENDRA DARSHANA

61	52	59	44	22	20	47	42	44												
13	12	11	13	22	19	22	20	45	P	568										
74	64	70	57	44	39	69	62	89												
4 B	8 32	4 C	7 28	4 B	8 32	3 D	6 18	1 O	10 10	1 A	9 9	2 O	10 20	1 O	10 10	6 O	10 60	26	219	8.42
SGPI: SEM-I: 6.22 ; SEM-II: 5.85 ; SEM-III: 6.92 ; SEM-IV: 7.63 ; SEM-V: 9.63 ; SEM-VI: 9.77 ; SEM-VII: 9.73 ; CGPI: 8.01																				
CREDITS: SEM-I: 27 ; SEM-II: 27 ; SEM-III: 26 ; SEM-IV: 27 ; SEM-V: 27 ; SEM-VI: 26 ; SEM-VII: 26																				
MARKS: SEM-I:422/750; SEM-II:414/750; SEM-III:477/750; SEM-IV:516/750; SEM-V:616/750; SEM-VI:643/750; SEM-VII:612/750; TOTAL: 4268/6000 (71.13%)																				

/- FEMALE, #- 0.229, @- 0.5042/0.5043, \*- 0.5045, \$- Carried Forward Grade, ~- Dyslexia, A/ABS- Absent, F- Fails, P- Passes  
 RR- Reserved, RLE- Reserve for Lower Examination, RPV- Provisional, RCC- 0.5050, ADC- Admission Cancelled  
 G:Grade, GP:Grade Point, C:Credits, ac:Sum of Credit Points, acG:Sum of Product of Credits & Grades  
 SGPI:Semester Grade Performance Index = acG/ac, CGPI:Cumulative Grade Performance Index  
 % Marks : 80 and Above 75-79.99 70-74.99 60-69.99 50-59.99 45-49.99 40-44.99 Less Than 40  
 Grade / Gr. Pt. : O / 10 A / 9 B / 8 C / 7 D / 6 E / 5 F / 4 F / 0



SEAT_NO	NAME	<Course-I>	<Course-II>	<Course-III>	<Course-IV>	<Course-V>	<Course-VI>	<Course-VII>	<Course-VIII>	<Course-IX>	TOTAL MARKS	OUT OF 750
		Th(80/32)	Th(80/32)	Th(80/32)	Th(80/32)	Tw(25/10)	Tw(25/10)	Tw(50/20)	Tw(50/20)	Tw(50/20)		
		In(20/08)	In(20/08)	In(20/08)	In(20/08)	Or(25/10)	Or(25/10)	Or/Pr(25/10)	Or/Pr(25/10)	Or/Pr(50/20)	RESULT	REMARK
		Total	Total	Total	Total	Total	Total	Total	Total	Total	ac	acg
		C G GP C*G	C G GP C*G	C G GP C*G	C G GP C*G	C G GP C*G	C G GP C*G	C G GP C*G	C G GP C*G	C G GP C*G		SGPI

01. CSC801	HUMAN MACHINE INTERACTION	02. CSC802	DISTRIBUTED COMPUTING	03. CSDL08011	HIGH PERFORMANCE COMP.
06. ILO8021	PROJECT MANAGEMENT	15. CSL801	HUMAN MACHINE INTER. LAB	16. CSL802	DISTRIBUTED COMPUTING LAB
17. CSL803	CLOUD COMPUTING LAB.	18. CSL804	COMPUTATIONAL LAB-II	19. CSP805	MAJOR PROJECT-II

7282350 WAGHMARE SARANG DATTATRAY SUMITRA

59	51	65	43	23	20	48	34	38												
17	17	12	16	22	20	22	21	35	P			563								
76	68	77	59	45	40	70	55	73												
4 A	9 36	4 C	7 28	4 A	9 36	3 D	6 18	1 O	10 10	1 O	10 10	2 O	10 20	1 B	8 8	6 B	8 48	26	214	8.23

SGPI: SEM-I: 5.07 ; SEM-II: 5.22 ; SEM-III: 7.07 ; SEM-IV: 7.11 ; SEM-V: 6.81 ; SEM-VI: 8.88 ; SEM-VII: 9.46 ; CGPI: 7.21  
 CREDITS: SEM-I: 27 ; SEM-II: 27 ; SEM-III: 28 ; SEM-IV: 28 ; SEM-V: 27 ; SEM-VI: 26 ; SEM-VII: 26  
 MARKS: SEM-I:385/750; SEM-II:383/750; SEM-III:493/800; SEM-IV:522/825; SEM-V:470/750; SEM-VI:584/750; SEM-VII:592/750; TOTAL: 3992/6125 (65.18%)

7282351 WALINJKAR ABHISHEK ASHOK SHILPA

48	55	68	55	23	22	48	43	48												
18	18	11	18	22	22	22	23	48	P			612								
66	73	79	73	45	44	70	66	96												
4 C	7 28	4 B	8 32	4 A	9 36	3 B	8 24	1 O	10 10	1 O	10 10	2 O	10 20	1 O	10 10	6 O	10 60	26	230	8.85

SGPI: SEM-I: 8.26 ; SEM-II: 7.63 ; SEM-III: 7.35 ; SEM-IV: 7.93 ; SEM-V: 9.89 ; SEM-VI: 9.69 ; SEM-VII: 9.69 ; CGPI: 8.66  
 CREDITS: SEM-I: 27 ; SEM-II: 27 ; SEM-III: 26 ; SEM-IV: 27 ; SEM-V: 27 ; SEM-VI: 26 ; SEM-VII: 26  
 MARKS: SEM-I:559/750; SEM-II:522/750; SEM-III:531/750; SEM-IV:513/750; SEM-V:630/750; SEM-VI:644/750; SEM-VII:616/750; TOTAL: 4627/6000 (77.12%)

01. CSC801	HUMAN MACHINE INTERACTION	02. CSC802	DISTRIBUTED COMPUTING	03. CSDL08011	HIGH PERFORMANCE COMP.
14. ILO8029	ENVIRONMENTAL MANAGEMENT	15. CSL801	HUMAN MACHINE INTER. LAB	16. CSL802	DISTRIBUTED COMPUTING LAB
17. CSL803	CLOUD COMPUTING LAB.	18. CSL804	COMPUTATIONAL LAB-II	19. CSP805	MAJOR PROJECT-II

7282352 /PALEKAR DIVYA RAJ DEEPA

43	48	56	45	20	20	45	34	36												
13	14	11	11	21	19	20	20	33	P			509								
56	62	67	56	41	39	65	54	69												
4 D	6 24	4 C	7 28	4 C	7 28	3 D	6 18	1 O	10 10	1 A	9 9	2 O	10 20	1 B	8 8	6 C	7 42	26	187	7.19

SGPI: SEM-I: 6.04 ; SEM-II: 5.93 ; SEM-III: 6.69 ; SEM-IV: 7.15 ; SEM-V: 8.41 ; SEM-VI: 8.35 ; SEM-VII: 7.96 ; CGPI: 7.21  
 CREDITS: SEM-I: 27 ; SEM-II: 27 ; SEM-III: 26 ; SEM-IV: 27 ; SEM-V: 27 ; SEM-VI: 26 ; SEM-VII: 26  
 MARKS: SEM-I:435/750; SEM-II:417/750; SEM-III:482/750; SEM-IV:489/750; SEM-V:554/750; SEM-VI:553/750; SEM-VII:536/750; TOTAL: 3975/6000 (66.25%)

/- FEMALE, #- 0.229, @- 0.5042/0.5043, \*- 0.5045, \$- Carried Forward Grade, ~- Dyslexia, A/ABS- Absent, F- Fails, P- Passes  
 RR- Reserved, RLE- Reserve for Lower Examination, RPV- Provisional, RCC- 0.5050, ADC- Admission Cancelled  
 G:Grade, GP:Grade Point, C:Credits, ac:Sum of Credit Points, acg:Sum of Product of Credits & Grades  
 SGPI:Semester Grade Performance Index = acg/ac, CGPI:Cumulative Grade Performance Index  
 % Marks : 80 and Above 75-79.99 70-74.99 60-69.99 50-59.99 45-49.99 40-44.99 Less Than 40  
 Grade / Gr. Pt. : O / 10 A / 9 B / 8 C / 7 D / 6 E / 5 P / 4 F / 0

SEAT_NO	NAME	<Course-I>	<Course-II>	<Course-III>	<Course-IV>	<Course-V>	<Course-VI>	<Course-VII>	<Course-VIII>	<Course-IX>	TOTAL MARKS	OUT OF 750	
Th(80/32)	Th(80/32)	Th(80/32)	Th(80/32)	Tw(25/10)	Tw(25/10)	Tw(50/20)	Tw(50/20)	Tw(50/20)	Tw(50/20)	Tw(50/20)	RESULT	REMARK	
In(20/08)	In(20/08)	In(20/08)	In(20/08)	Or(25/10)	Or(25/10)	Or/Pr(25/10)	Or/Pr(25/10)	Or/Pr(25/10)	Or/Pr(25/10)	Or/Pr(25/10)	REMARK	SGPI	
Total	Total	Total	Total	Total	Total	Total	Total	Total	Total	Total	ac	acG	SGPI
C G GP C*G	C G GP C*G	C G GP C*G	C G GP C*G	C G GP C*G	C G GP C*G	C G GP C*G	C G GP C*G	C G GP C*G	C G GP C*G	C G GP C*G	ac	acG	SGPI
01. CSC801	HUMAN MACHINE INTERACTION	02. CSC802	DISTRIBUTED COMPUTING	04. CSDLO8012	NATURAL LANG. PROCESSING								
06. ILO8021	PROJECT MANAGEMENT	15. CSL801	HUMAN MACHINE INTER. LAB	16. CSL802	DISTRIBUTED COMPUTING LAB								
17. CSL803	CLOUD COMPUTING LAB.	18. CSL804	COMPUTATIONAL LAB-II	19. CSP805	MAJOR PROJECT-II								
-----													
7282353	ANSARI SALMAN SARVAR RAZIA												
58	67	60	60	23	22	48	45	48					
19	18	19	17	22	22	22	22	46	P			638	
77	85	79	77	45	44	70	67	94					
4 A	9 36	4 O 10 40	4 A 9 36	3 A 9 27	1 O 10 10	1 O 10 10	2 O 10 20	1 O 10 10	6 O 10 60	26	249	9.58	
SGPI: SEM-I: 6.85 ; SEM-II: 8.00 ; SEM-III: 9.85 ; SEM-IV: 9.78 ; SEM-V: 9.85 ; SEM-VI:10.00 ; SEM-VII: 9.46 ; CGPI: 9.16													
CREDITS: SEM-I: 27 ; SEM-II: 27 ; SEM-III: 26 ; SEM-IV: 27 ; SEM-V: 27 ; SEM-VI: 26 ; SEM-VII: 26													
MARKS: SEM-I:481/750; SEM-II:542/750; SEM-III:630/750; SEM-IV:632/750; SEM-V:661/750; SEM-VI:644/750; SEM-VII:609/750; TOTAL: 4837/6000 (80.62%)													
-----													
7282354	BAGAYATKAR ANIKET SURAJ DIPTI												
52	44	40	50	22	21	46	42	43					
14	10	14	14	22	21	22	20	42	P			539	
66	54	54	64	44	42	68	62	85					
4 C	7 28	4 D 6 24	4 D 6 24	3 C 7 21	1 O 10 10	1 O 10 10	2 O 10 20	1 O 10 10	6 O 10 60	26	207	7.96	
SGPI: SEM-I: 5.78 ; SEM-II: 6.35 ; SEM-III: 6.00 ; SEM-IV: 7.41 ; SEM-V: 9.11 ; SEM-VI: 9.23 ; SEM-VII: 9.04 ; CGPI: 7.60													
CREDITS: SEM-I: 27 ; SEM-II: 27 ; SEM-III: 26 ; SEM-IV: 27 ; SEM-V: 27 ; SEM-VI: 26 ; SEM-VII: 26													
MARKS: SEM-I:419/750; SEM-II:451/750; SEM-III:448/750; SEM-IV:499/750; SEM-V:585/750; SEM-VI:608/750; SEM-VII:583/750; TOTAL: 4132/6000 (68.87%)													
-----													
7282355	BHINGLE ABHISHEK BALASAHEB MINAKSHI												
57	66	64	63	22	21	46	45	44					
18	17	17	17	22	21	22	22	45	P			629	
75	83	81	80	44	42	68	67	89					
4 A	9 36	4 O 10 40	4 O 10 40	3 O 10 30	1 O 10 10	1 O 10 10	2 O 10 20	1 O 10 10	6 O 10 60	26	256	9.85	
SGPI: SEM-I: 8.44 ; SEM-II: 9.19 ; SEM-III:10.00 ; SEM-IV:10.00 ; SEM-V: 9.93 ; SEM-VI:10.00 ; SEM-VII: 9.65 ; CGPI: 9.63													
CREDITS: SEM-I: 27 ; SEM-II: 27 ; SEM-III: 26 ; SEM-IV: 27 ; SEM-V: 27 ; SEM-VI: 26 ; SEM-VII: 26													
MARKS: SEM-I:570/750; SEM-II:594/750; SEM-III:688/750; SEM-IV:670/750; SEM-V:661/750; SEM-VI:670/750; SEM-VII:620/750; TOTAL: 5102/6000 (85.03%)													
-----													
/- FEMALE, #- 0.229, @- 0.5042/0.5043, *- 0.5045, \$- Carried Forward Grade, ~- Dyslexia, A/ABS- Absent, F- Fails, P- Passes													
RR- Reserved, RLE- Reserve for Lower Examination, RPV- Provisional, RCC- 0.5050, ADC- Admission Cancelled													
G:Grade, GP:Grade Point, C:Credits, ac:Sum of Credit Points, acG:Sum of Product of Credits & Grades													
SGPI:Semester Grade Performance Index = acG/ac, CGPI:Cumulative Grade Performance Index													
% Marks : 80 and Above 75-79.99 70-74.99 60-69.99 50-59.99 45-49.99 40-44.99 Less Than 40													
Grade / Gr. Pt. : O / 10 A / 9 B / 8 C / 7 D / 6 E / 5 P / 4 F / 0													
-----													

SEAT_NO	NAME	<Course-I>	<Course-II>	<Course-III>	<Course-IV>	<Course-V>	<Course-VI>	<Course-VII>	<Course-VIII>	<Course-IX>	TOTAL MARKS	OUT OF 750	
Th(80/32)	Th(80/32)	Th(80/32)	Th(80/32)	Tw(25/10)	Tw(25/10)	Tw(50/20)	Tw(50/20)	Tw(50/20)	Tw(50/20)	Tw(50/20)	RESULT	REMARK	
In(20/08)	In(20/08)	In(20/08)	In(20/08)	Or(25/10)	Or(25/10)	Or/Pr(25/10)	Or/Pr(25/10)	Or/Pr(25/10)	Or/Pr(25/10)	Or/Pr(25/10)	REMARK	SGPI	
Total	Total	Total	Total	Total	Total	Total	Total	Total	Total	Total	ac	acG	SGPI
C G GP C*G	C G GP C*G	C G GP C*G	C G GP C*G	C G GP C*G	C G GP C*G	C G GP C*G	C G GP C*G	C G GP C*G	C G GP C*G	C G GP C*G	ac	acG	SGPI
01. CSC801	HUMAN MACHINE INTERACTION	02. CSC802	DISTRIBUTED COMPUTING	04. CSDL08012	NATURAL LANG. PROCESSING								
06. ILO8021	PROJECT MANAGEMENT	15. CSL801	HUMAN MACHINE INTER. LAB	16. CSL802	DISTRIBUTED COMPUTING LAB								
17. CSL803	CLOUD COMPUTING LAB.	18. CSL804	COMPUTATIONAL LAB-II	19. CSP805	MAJOR PROJECT-II								
7282356	CHODANKAR AJAY ARVIND REKHA												
58	58	60	70	22	21	46	44	44	44				
17	16	17	19	22	20	22	21	21	45	P		622	
75	74	77	89	44	41	68	65	89					
4 A 9 36	4 B 8 32	4 A 9 36	3 O 10 30	1 O 10 10	1 O 10 10	2 O 10 20	1 O 10 10	6 O 10 60	26	244	9.38		
SGPI: SEM-I: 6.11 ; SEM-II: 6.74 ; SEM-III: 8.62 ; SEM-IV:10.00 ; SEM-V: 9.93 ; SEM-VI: 9.85 ; SEM-VII: 9.42 ; CGPI: 8.75													
CREDITS: SEM-I: 27 ; SEM-II: 27 ; SEM-III: 26 ; SEM-IV: 27 ; SEM-V: 27 ; SEM-VI: 26 ; SEM-VII: 26													
MARKS: SEM-I:456/750; SEM-II:475/750; SEM-III:581/750; SEM-IV:633/750; SEM-V:645/750; SEM-VI:647/750; SEM-VII:610/750; TOTAL: 4669/6000 (77.82%)													
7282357	DESAI PARTH JAYESH SHRADHA												
69	60	60	58	24	22	48	45	48	48				
16	17	18	19	24	22	23	21	46	46	P		640	
85	77	78	77	48	44	71	66	94					
4 O 10 40	4 A 9 36	4 A 9 36	3 A 9 27	1 O 10 10	1 O 10 10	2 O 10 20	1 O 10 10	6 O 10 60	26	249	9.58		
SGPI: SEM-I: 8.19 ; SEM-II: 7.96 ; SEM-III: 8.81 ; SEM-IV: 9.48 ; SEM-V: 9.81 ; SEM-VI: 9.85 ; SEM-VII: 9.54 ; CGPI: 9.15													
CREDITS: SEM-I: 27 ; SEM-II: 27 ; SEM-III: 26 ; SEM-IV: 27 ; SEM-V: 27 ; SEM-VI: 26 ; SEM-VII: 26													
MARKS: SEM-I:534/750; SEM-II:528/750; SEM-III:584/750; SEM-IV:614/750; SEM-V:649/750; SEM-VI:631/750; SEM-VII:615/750; TOTAL: 4795/6000 (79.92%)													
7282358	FEGADE VIRESH SHASHIKANT KANCHAN												
56	62	61	58	22	23	47	43	45	45				
17	20	18	19	22	22	22	22	45	45	P		624	
73	82	79	77	44	45	69	65	90					
4 B 8 32	4 O 10 40	4 A 9 36	3 A 9 27	1 O 10 10	1 O 10 10	2 O 10 20	1 O 10 10	6 O 10 60	26	245	9.42		
SGPI: SEM-I: 8.07 ; SEM-II: 9.19 ; SEM-III: 9.85 ; SEM-IV: 9.81 ; SEM-V: 9.93 ; SEM-VI:10.00 ; SEM-VII: 9.35 ; CGPI: 9.45													
CREDITS: SEM-I: 27 ; SEM-II: 27 ; SEM-III: 26 ; SEM-IV: 27 ; SEM-V: 27 ; SEM-VI: 26 ; SEM-VII: 26													
MARKS: SEM-I:560/750; SEM-II:591/750; SEM-III:666/750; SEM-IV:647/750; SEM-V:670/750; SEM-VI:670/750; SEM-VII:603/750; TOTAL: 5031/6000 (83.85%)													
/- FEMALE, #- 0.229, @- 0.5042/0.5043, *- 0.5045, \$- Carried Forward Grade, ~- Dyslexia, A/ABS- Absent, F- Fails, P- Passes													
RR- Reserved, RLE- Reserve for Lower Examination, RPV- Provisional, RCC- 0.5050, ADC- Admission Cancelled													
G:Grade, GP:Grade Point, C:Credits, ac:Sum of Credit Points, acG:Sum of Product of Credits & Grades													
SGPI:Semester Grade Performance Index = acG/ac, CGPI:Cumulative Grade Performance Index													
% Marks : 80 and Above 75-79.99 70-74.99 60-69.99 50-59.99 45-49.99 40-44.99 Less Than 40													
Grade / Gr. Pt. : O / 10 A / 9 B / 8 C / 7 D / 6 E / 5 F / 4 F / 0													

SEAT_NO	NAME	<Course-I>	<Course-II>	<Course-III>	<Course-IV>	<Course-V>	<Course-VI>	<Course-VII>	<Course-VIII>	<Course-IX>	TOTAL MARKS	OUT OF 750	
Th(80/32)	Th(80/32)	Th(80/32)	Th(80/32)	Tw(25/10)	Tw(25/10)	Tw(50/20)	Tw(50/20)	Tw(50/20)	Tw(50/20)	Tw(50/20)	RESULT	REMARK	
In(20/08)	In(20/08)	In(20/08)	In(20/08)	Or(25/10)	Or(25/10)	Or/Pr(25/10)	Or/Pr(25/10)	Or/Pr(25/10)	Or/Pr(25/10)	Or/Pr(25/10)	SGPI		
Total	Total	Total	Total	Total	Total	Total	Total	Total	Total	Total	ac	acG	SGPI
C G GP C*G	C G GP C*G	C G GP C*G	C G GP C*G	C G GP C*G	C G GP C*G	C G GP C*G	C G GP C*G	C G GP C*G	C G GP C*G	C G GP C*G			
01. CSC801	HUMAN MACHINE INTERACTION	02. CSC802	DISTRIBUTED COMPUTING	04. CSDLO8012	NATURAL LANG. PROCESSING								
06. ILO8021	PROJECT MANAGEMENT	15. CSL801	HUMAN MACHINE INTER. LAB	16. CSL802	DISTRIBUTED COMPUTING LAB								
17. CSL803	CLOUD COMPUTING LAB.	18. CSL804	COMPUTATIONAL LAB-II	19. CSP805	MAJOR PROJECT-II								
7282359	GIRKAR KSHITIJ BHARAT MANISHA												
68	54	62	61	21	21	46	40	44					
14	17	14	18	21	20	21	21	43	P			606	
82	71	76	79	42	41	67	61	87					
4 O 10 40	4 B 8 32	4 A 9 36	3 A 9 27	1 O 10 10	1 O 10 10	2 O 10 20	1 O 10 10	6 O 10 60	26	245	9.42		
SGPI: SEM-I: 6.22 ; SEM-II: 6.78 ; SEM-III: 8.92 ; SEM-IV: 9.30 ; SEM-V: 9.67 ; SEM-VI: 9.69 ; SEM-VII: 9.69 ; CGPI: 8.70													
CREDITS: SEM-I: 27 ; SEM-II: 27 ; SEM-III: 26 ; SEM-IV: 27 ; SEM-V: 27 ; SEM-VI: 26 ; SEM-VII: 26													
MARKS: SEM-I:453/750; SEM-II:464/750; SEM-III:589/750; SEM-IV:610/750; SEM-V:633/750; SEM-VI:627/750; SEM-VII:608/750; TOTAL: 4590/6000 (76.50%)													
7282360	JAMGE VIKAS AMRUT RASIKA												
53	50	37	44	22	21	46	38	40					
15	13	13	13	21	19	21	20	40	P			526	
68	63	50	57	43	40	67	58	80					
4 C 7 28	4 C 7 28	4 D 6 24	3 D 6 18	1 O 10 10	1 O 10 10	2 O 10 20	1 A 9 9	6 O 10 60	26	207	7.96		
SGPI: SEM-I: 7.11 ; SEM-II: 7.72 ; SEM-III: 8.65 ; SEM-IV: 9.67 ; SEM-V: 9.56 ; SEM-VI: 9.15 ; SEM-VII: 9.31 ; CGPI: 8.64													
CREDITS: SEM-I: 27 ; SEM-II: 27 ; SEM-III: 26 ; SEM-IV: 27 ; SEM-V: 27 ; SEM-VI: 26 ; SEM-VII: 26													
MARKS: SEM-I:496/750; SEM-II:530/750; SEM-III:576/750; SEM-IV:626/750; SEM-V:619/750; SEM-VI:616/750; SEM-VII:596/750; TOTAL: 4585/6000 (76.42%)													
7282361	KESARKAR MANAV ASHOK ANJALI												
55	60	62	58	23	21	48	43	47					
18	15	17	17	22	20	22	21	47	P			616	
73	75	79	75	45	41	70	64	94					
4 B 8 32	4 A 9 36	4 A 9 36	3 A 9 27	1 O 10 10	1 O 10 10	2 O 10 20	1 O 10 10	6 O 10 60	26	241	9.27		
SGPI: SEM-I: 7.37 ; SEM-II: 6.81 ; SEM-III: 8.31 ; SEM-IV: 9.67 ; SEM-V: 9.56 ; SEM-VI: 9.81 ; SEM-VII: 9.31 ; CGPI: 8.76													
CREDITS: SEM-I: 27 ; SEM-II: 27 ; SEM-III: 26 ; SEM-IV: 27 ; SEM-V: 27 ; SEM-VI: 26 ; SEM-VII: 26													
MARKS: SEM-I:502/750; SEM-II:474/750; SEM-III:562/750; SEM-IV:617/750; SEM-V:622/750; SEM-VI:636/750; SEM-VII:600/750; TOTAL: 4629/6000 (77.15%)													
/- FEMALE, #- 0.229, @- 0.5042/0.5043, *- 0.5045, \$- Carried Forward Grade, ~- Dyslexia, A/ABS- Absent, F- Fails, P- Passes													
RR- Reserved, RLE- Reserve for Lower Examination, RPV- Provisional, RCC- 0.5050, ADC- Admission Cancelled													
G:Grade, GP:Grade Point, C:Credits, ac:Sum of Credit Points, acG:Sum of Product of Credits & Grades													
SGPI:Semester Grade Performance Index = acG/ac, CGPI:Cumulative Grade Performance Index													
% Marks : 80 and Above 75-79.99 70-74.99 60-69.99 50-59.99 45-49.99 40-44.99 Less Than 40													
Grade / Gr. Pt. : O / 10 A / 9 B / 8 C / 7 D / 6 E / 5 F / 4 F / 0													

SEAT_NO	NAME	<Course-I> Th(80/32) In(20/08) Total C G GP C*G	<Course-II> Th(80/32) In(20/08) Total C G GP C*G	<Course-III> Th(80/32) In(20/08) Total C G GP C*G	<Course-IV> Th(80/32) In(20/08) Total C G GP C*G	<Course-V> Tw(25/10) Or(25/10) Total C G GP C*G	<Course-VI> Tw(25/10) Or(25/10) Total C G GP C*G	<Course-VII> Tw(50/20) Or/Pr(25/10) Total C G GP C*G	<Course-VIII> Tw(50/20) Or/Pr(25/10) Total C G GP C*G	<Course-IX> Tw(50/20) Or/Pr(50/20) Total C G GP C*G	RESULT	REMARK	TOTAL MARKS OUT OF 750							
01. CSC801	HUMAN MACHINE INTERACTION																			
06. ILO8021	PROJECT MANAGEMENT																			
17. CSL803	CLOUD COMPUTING LAB.																			
02. CSC802	DISTRIBUTED COMPUTING																			
15. CSL801	HUMAN MACHINE INTER. LAB																			
18. CSL804	COMPUTATIONAL LAB-II																			
04. CSDLO8012	NATURAL LANG. PROCESSING																			
16. CSL802	DISTRIBUTED COMPUTING LAB																			
19. CSP805	MAJOR PROJECT-II																			
7282362	KOKANE VED NANDADEEP ASHWINI																			
61	59	63	55	22	22	46	45	47												
16	17	18	17	21	23	21	21	48	P			622								
77	76	81	72	43	45	67	66	95												
4 A	9 36	4 A	9 36	4 O	10 40	3 B	8 24	1 O	10 10	1 O	10 10	2 O	10 20	1 O	10 10	6 O	10 60	26	246	9.46
	SGPI: SEM-I: 7.04 ; SEM-II: 6.85 ; SEM-III: 7.81 ; SEM-IV: 9.22 ; SEM-V: 9.85 ; SEM-VI: 9.81 ; SEM-VII: 9.38 ;	CGPI: 8.67																		
	CREDITS: SEM-I: 27 ; SEM-II: 27 ; SEM-III: 26 ; SEM-IV: 27 ; SEM-V: 27 ; SEM-VI: 26 ; SEM-VII: 26																			
	MARKS: SEM-I:470/750; SEM-II:473/750; SEM-III:540/750; SEM-IV:597/750; SEM-V:630/750; SEM-VI:637/750; SEM-VII:598/750;	TOTAL: 4567/6000 (76.12%)																		
7282363	KONDEKAR PARTH GURUDAS PRATIBHA																			
68	74	60	63	22	21	46	44	36												
16	17	18	17	22	21	22	21	42	P			630								
84	91	78	80	44	42	68	65	78												
4 O	10 40	4 O	10 40	4 A	9 36	3 O	10 30	1 O	10 10	1 O	10 10	2 O	10 20	1 O	10 10	6 A	9 54	26	250	9.62
	SGPI: SEM-I: 6.85 ; SEM-II: 7.33 ; SEM-III: 9.31 ; SEM-IV: 9.85 ; SEM-V: 9.70 ; SEM-VI: 9.81 ; SEM-VII: 9.85 ;	CGPI: 9.03																		
	CREDITS: SEM-I: 27 ; SEM-II: 27 ; SEM-III: 26 ; SEM-IV: 27 ; SEM-V: 27 ; SEM-VI: 26 ; SEM-VII: 26																			
	MARKS: SEM-I:481/750; SEM-II:509/750; SEM-III:606/750; SEM-IV:648/750; SEM-V:629/750; SEM-VI:639/750; SEM-VII:615/750;	TOTAL: 4757/6000 (79.28%)																		
7282364	KOYTEKAR ISHIKA KRISHNA KANCHAN																			
68	55	50	57	23	21	48	45	43												
18	17	19	16	23	22	22	22	42	P			611								
86	72	69	73	46	43	70	67	85												
4 O	10 40	4 B	8 32	4 C	7 28	3 B	8 24	1 O	10 10	1 O	10 10	2 O	10 20	1 O	10 10	6 O	10 60	26	234	9.00
	SGPI: SEM-I: 7.33 ; SEM-II: 7.70 ; SEM-III: 8.81 ; SEM-IV: 9.26 ; SEM-V: 9.33 ; SEM-VI: 9.08 ; SEM-VII: 9.42 ;	CGPI: 8.73																		
	CREDITS: SEM-I: 27 ; SEM-II: 27 ; SEM-III: 26 ; SEM-IV: 27 ; SEM-V: 27 ; SEM-VI: 26 ; SEM-VII: 26																			
	MARKS: SEM-I:504/750; SEM-II:530/750; SEM-III:573/750; SEM-IV:602/750; SEM-V:598/750; SEM-VI:597/750; SEM-VII:597/750;	TOTAL: 4612/6000 (76.87%)																		
/- FEMALE, #- 0.229, @- 0.5042/0.5043, *- 0.5045, \$- Carried Forward Grade, ~- Dyslexia, A/ABS- Absent, F- Fails, P- Passes																				
RR- Reserved, RLE- Reserve for Lower Examination, RPV- Provisional, RCC- 0.5050, ADC- Admission Cancelled																				
G:Grade, GP:Grade Point, C:Credits, aC:Sum of Credit Points, aCG:Sum of Product of Credits & Grades																				
SGPI:Semester Grade Performance Index = aCG/aC, CGPI:Cumulative Grade Performance Index																				
% Marks : 80 and Above 75-79.99 70-74.99 60-69.99 50-59.99 45-49.99 40-44.99 Less Than 40																				
Grade / Gr. Pt. : O / 10 A / 9 B / 8 C / 7 D / 6 E / 5 F / 4 F / 0																				

SEAT_NO	NAME	<Course-I>	<Course-II>	<Course-III>	<Course-IV>	<Course-V>	<Course-VI>	<Course-VII>	<Course-VIII>	<Course-IX>	TOTAL MARKS	OUT OF 750	
		Th(80/32)	Th(80/32)	Th(80/32)	Th(80/32)	Tw(25/10)	Tw(25/10)	Tw(50/20)	Tw(50/20)	Tw(50/20)	RESULT	REMARK	
		In(20/08)	In(20/08)	In(20/08)	In(20/08)	Or(25/10)	Or(25/10)	Or/Pr(25/10)	Or/Pr(25/10)	Or/Pr(50/20)			
		Total	Total	Total	Total	Total	Total	Total	Total	Total			
		C G GP C*G	C G GP C*G	C G GP C*G	C G GP C*G	C G GP C*G	C G GP C*G	C G GP C*G	C G GP C*G	C G GP C*G	ãC	ãCG	SGPI

01. CSC801	HUMAN MACHINE INTERACTION	02. CSC802	DISTRIBUTED COMPUTING	04. CSDLO8012	NATURAL LANG. PROCESSING
06. ILO8021	PROJECT MANAGEMENT	15. CSL801	HUMAN MACHINE INTER. LAB	16. CSL802	DISTRIBUTED COMPUTING LAB
17. CSL803	CLOUD COMPUTING LAB.	18. CSL804	COMPUTATIONAL LAB-II	19. CSP805	MAJOR PROJECT-II

7282365 MALVI BHUMIT PRAVIN MUMTA

70	50	36	41	22	21	46	43	47				
15	16	17	17	22	21	22	21	47	P		574	
85	66	53	58	44	42	68	64	94				
4 O 10 40	4 C 7 28	4 D 6 24	3 D 6 18	1 O 10 10	1 O 10 10	2 O 10 20	1 O 10 10	6 O 10 60	26	220	8.46	
SGPI: SEM-I: 8.20 ; SEM-II: 8.00 ; SEM-III: 8.15 ; SEM-IV: 9.48 ; SEM-V: 9.89 ; SEM-VI: 9.65 ; SEM-VII: 7.92 ; CGPI: 8.72												
CREDITS: SEM-I: 27 ; SEM-II: 27 ; SEM-III: 26 ; SEM-IV: 27 ; SEM-V: 27 ; SEM-VI: 26 ; SEM-VII: 26												
MARKS: SEM-I:549/750; SEM-II:535/750; SEM-III:564/750; SEM-IV:608/750; SEM-V:631/750; SEM-VI:626/750; SEM-VII:548/750; TOTAL: 4635/6000 (77.25%)												

7282366 /MENON GOPIKHA UMESH BINDU

59	63	64	61	22	22	47	44	43				
17	17	18	16	21	22	22	20	44	P		622	
76	80	82	77	43	44	69	64	87				
4 A 9 36	4 O 10 40	4 O 10 40	3 A 9 27	1 O 10 10	1 O 10 10	2 O 10 20	1 O 10 10	6 O 10 60	26	253	9.73	
SGPI: SEM-I: 8.48 ; SEM-II: 8.56 ; SEM-III: 9.23 ; SEM-IV:10.00 ; SEM-V:10.00 ; SEM-VI: 9.69 ; SEM-VII: 9.88 ; CGPI: 9.44												
CREDITS: SEM-I: 27 ; SEM-II: 27 ; SEM-III: 26 ; SEM-IV: 27 ; SEM-V: 27 ; SEM-VI: 26 ; SEM-VII: 26												
MARKS: SEM-I:576/750; SEM-II:569/750; SEM-III:618/750; SEM-IV:656/750; SEM-V:669/750; SEM-VI:642/750; SEM-VII:632/750; TOTAL: 4984/6000 (83.07%)												

7282367 /MHATRE BHAKTI PRAKASH PRAJAKTA

52	39	61	47	21	20	46	39	43				
12	10	12	9	21	21	22	15	42	P		532	
64	49	73	56	42	41	68	54	85				
4 C 7 28	4 E 5 20	4 B 8 32	3 D 6 18	1 O 10 10	1 O 10 10	2 O 10 20	1 B 8 8	6 O 10 60	26	206	7.92	
SGPI: SEM-I: 5.57 ; SEM-II: 5.78 ; SEM-III: 7.19 ; SEM-IV: 7.41 ; SEM-V: 9.07 ; SEM-VI: 9.04 ; SEM-VII: 9.35 ; CGPI: 7.65 @0.10												
CREDITS: SEM-I: 27 ; SEM-II: 27 ; SEM-III: 26 ; SEM-IV: 27 ; SEM-V: 27 ; SEM-VI: 26 ; SEM-VII: 26												
MARKS: SEM-I:416/750; SEM-II:406/750; SEM-III:481/750; SEM-IV:507/750; SEM-V:597/750; SEM-VI:595/750; SEM-VII:591/750; TOTAL: 4125/6000 (68.75%)												

/- FEMALE, #- 0.229, @- 0.5042/0.5043, \*- 0.5045, \$- Carried Forward Grade, ~- Dyslexia, A/ABS- Absent, F- Fails, P- Passes  
 RR- Reserved, RLE- Reserve for Lower Examination, RPV- Provisional, RCC- 0.5050, ADC- Admission Cancelled  
 G:Grade, GP:Grade Point, C:Credits, ãC:Sum of Credit Points, ãCG:Sum of Product of Credits & Grades  
 SGPI:Semester Grade Performance Index = ãCG/ãC, CGPI:Cumulative Grade Performance Index  
 % Marks : 80 and Above 75-79.99 70-74.99 60-69.99 50-59.99 45-49.99 40-44.99 Less Than 40  
 Grade / Gr. Pt. : O / 10 A / 9 B / 8 C / 7 D / 6 E / 5 F / 4 F / 0



SEAT_NO	NAME	<Course-I>	<Course-II>	<Course-III>	<Course-IV>	<Course-V>	<Course-VI>	<Course-VII>	<Course-VIII>	<Course-IX>	TOTAL MARKS
		Th(80/32)	Th(80/32)	Th(80/32)	Th(80/32)	Tw(25/10)	Tw(25/10)	Tw(50/20)	Tw(50/20)	Tw(50/20)	OUT OF 750
		In(20/08)	In(20/08)	In(20/08)	In(20/08)	Or(25/10)	Or(25/10)	Or/Pr(25/10)	Or/Pr(25/10)	Or/Pr(50/20)	RESULT REMARK
		Total	Total	Total	Total	Total	Total	Total	Total	Total	SGPI
		C G GP C*G	C G GP C*G	C G GP C*G	C G GP C*G	C G GP C*G	C G GP C*G	C G GP C*G	C G GP C*G	C G GP C*G	ac acG SGPI

01. CSC801	HUMAN MACHINE INTERACTION	02. CSC802	DISTRIBUTED COMPUTING	04. CSDLO8012	NATURAL LANG. PROCESSING															
06. ILO8021	PROJECT MANAGEMENT	15. CSL801	HUMAN MACHINE INTER. LAB	16. CSL802	DISTRIBUTED COMPUTING LAB															
17. CSL803	CLOUD COMPUTING LAB.	18. CSL804	COMPUTATIONAL LAB-II	19. CSP805	MAJOR PROJECT-II															
7282371 /PANDEY RACHNA RATNESH SUDHA																				
46	50	52	39	21	21	46	38	28												
14	14	14	12	21	21	21	20	29	P		507									
60	64	66	51	42	42	67	58	57												
4 C	7 28	4 C	7 28	4 C	7 28	3 D	6 18	1 O	10 10	1 O	10 10	2 O	10 20	1 A	9 9	6 D	6 36	26	187	7.19
SGPI: SEM-I: 8.44 ; SEM-II: 7.78 ; SEM-III: 8.58 ; SEM-IV: 8.96 ; SEM-V: 9.78 ; SEM-VI: 9.19 ; SEM-VII: 7.85 ; CGPI: 8.48																				
CREDITS: SEM-I: 27 ; SEM-II: 27 ; SEM-III: 26 ; SEM-IV: 27 ; SEM-V: 27 ; SEM-VI: 26 ; SEM-VII: 26																				
MARKS: SEM-I:574/750; SEM-II:522/750; SEM-III:562/750; SEM-IV:580/750; SEM-V:617/750; SEM-VI:605/750; SEM-VII:527/750; TOTAL: 4494/6000 (74.90%)																				

7282372 /PANJA PROMITA PRABIR PRATIMA																				
50	57	56	65	21	21	46	40	29												
15	17	16	18	22	21	21	20	28	P		563									
65	74	72	83	43	42	67	60	57												
4 C	7 28	4 B	8 32	4 B	8 32	3 O	10 30	1 O	10 10	1 O	10 10	2 O	10 20	1 O	10 10	6 D	6 36	26	208	8.00
SGPI: SEM-I: 8.30 ; SEM-II: 7.22 ; SEM-III: 9.00 ; SEM-IV: 9.81 ; SEM-V: 9.78 ; SEM-VI: 9.81 ; SEM-VII:10.00 ; CGPI: 8.99																				
CREDITS: SEM-I: 27 ; SEM-II: 27 ; SEM-III: 26 ; SEM-IV: 27 ; SEM-V: 27 ; SEM-VI: 26 ; SEM-VII: 26																				
MARKS: SEM-I:574/750; SEM-II:499/750; SEM-III:576/750; SEM-IV:634/750; SEM-V:622/750; SEM-VI:654/750; SEM-VII:636/750; TOTAL: 4758/6000 (79.30%)																				

7282373 SAVE PUSHKAR NILESH NIYATI																				
31 @1	32	39	36	22	18	46	37	40												
11	12	11	13	22	18	22	16	40	P		466 @1									
42 @1	44	50	49	44	36	68	53	80												
4 P	4 16	4 P	4 16	4 D	6 24	3 E	5 15	1 O	10 10	1 B	8 8	2 O	10 20	1 B	8 8	6 O	10 60	26	177	6.81
SGPI: SEM-I: 5.93 ; SEM-II: 5.44 ; SEM-III: 6.77 ; SEM-IV: 6.22 ; SEM-V: 8.63 ; SEM-VI: 9.12 ; SEM-VII: 8.08 ; CGPI: 7.11																				
CREDITS: SEM-I: 27 ; SEM-II: 27 ; SEM-III: 26 ; SEM-IV: 27 ; SEM-V: 27 ; SEM-VI: 26 ; SEM-VII: 26																				
MARKS: SEM-I:413/750; SEM-II:384/750; SEM-III:475/750; SEM-IV:407/750; SEM-V:557/750; SEM-VI:586/750; SEM-VII:539/750; TOTAL: 3828/6000 (63.80%)																				

/- FEMALE, #- 0.229, @- 0.5042/0.5043, \*- 0.5045, \$- Carried Forward Grade, ~- Dyslexia, A/ABS- Absent, F- Fails, P- Passes  
 RR- Reserved, RLE- Reserve for Lower Examination, RPV- Provisional, RCC- 0.5050, ADC- Admission Cancelled  
 G:Grade, GP:Grade Point, C:Credits, ac:Sum of Credit Points, acG:Sum of Product of Credits & Grades  
 SGPI:Semester Grade Performance Index = acG/ac, CGPI:Cumulative Grade Performance Index  
 % Marks : 80 and Above 75-79.99 70-74.99 60-69.99 50-59.99 45-49.99 40-44.99 Less Than 40  
 Grade / Gr. Pt. : O / 10 A / 9 B / 8 C / 7 D / 6 E / 5 F / 4 F / 0



SEAT_NO	NAME	<Course-I> Th(80/32) In(20/08) Total C G GP C*G	<Course-II> Th(80/32) In(20/08) Total C G GP C*G	<Course-III> Th(80/32) In(20/08) Total C G GP C*G	<Course-IV> Th(80/32) In(20/08) Total C G GP C*G	<Course-V> Tw(25/10) Or(25/10) Total C G GP C*G	<Course-VI> Tw(25/10) Or(25/10) Total C G GP C*G	<Course-VII> Tw(50/20) Or/Pr(25/10) Total C G GP C*G	<Course-VIII> Tw(50/20) Or/Pr(25/10) Total C G GP C*G	<Course-IX> Tw(50/20) Or/Pr(50/20) Total C G GP C*G	RESULT	REMARK	TOTAL MARKS OUT OF 750							
01. CSC801	HUMAN MACHINE INTERACTION																			
06. ILO8021	PROJECT MANAGEMENT																			
17. CSL803	CLOUD COMPUTING LAB.																			
02. CSC802	DISTRIBUTED COMPUTING																			
15. CSL801	HUMAN MACHINE INTER. LAB																			
18. CSL804	COMPUTATIONAL LAB-II																			
04. CSDLO8012	NATURAL LANG. PROCESSING																			
16. CSL802	DISTRIBUTED COMPUTING LAB																			
19. CSP805	MAJOR PROJECT-II																			
7282374	SHETTY SONIT HARISH JYOTI																			
46	43	51	37	22	22	46	39	43												
11	14	15	15	22	21	22	18	42		P			529							
57	57	66	52	44	43	68	57	85												
4 D	6 24	4 D	6 24	4 C	7 28	3 D	6 18	1 O	10 10	1 O	10 10	2 O	10 20	1 A	9 9	6 O	10 60	26	203	7.81
SGPI: SEM-I: 5.52 ; SEM-II: 5.50 ; SEM-III: 6.12 ; SEM-IV: 7.33 ; SEM-V: 9.67 ; SEM-VI: 9.54 ; SEM-VII: 9.62 ; CGPI: 7.63																				
CREDITS: SEM-I: 27 ; SEM-II: 27 ; SEM-III: 26 ; SEM-IV: 27 ; SEM-V: 27 ; SEM-VI: 26 ; SEM-VII: 26																				
MARKS: SEM-I:404/750; SEM-II:397/750; SEM-III:440/750; SEM-IV:495/750; SEM-V:625/750; SEM-VI:626/750; SEM-VII:621/750; TOTAL: 4137/6000 (68.95%)																				
7282375	SONAWANE SWARAJ SARJERAO SHUBHANGI																			
65	67	62	51	21	22	46	45	45												
13	18	18	19	21	22	21	20	45		P			621							
78	85	80	70	42	44	67	65	90												
4 A	9 36	4 O	10 40	4 O	10 40	3 B	8 24	1 O	10 10	1 O	10 10	2 O	10 20	1 O	10 10	6 O	10 60	26	250	9.62
SGPI: SEM-I: 7.41 ; SEM-II: 7.81 ; SEM-III: 8.96 ; SEM-IV: 9.67 ; SEM-V: 9.85 ; SEM-VI: 9.62 ; SEM-VII: 9.58 ; CGPI: 9.06																				
CREDITS: SEM-I: 27 ; SEM-II: 27 ; SEM-III: 26 ; SEM-IV: 27 ; SEM-V: 27 ; SEM-VI: 26 ; SEM-VII: 26																				
MARKS: SEM-I:509/750; SEM-II:545/750; SEM-III:603/750; SEM-IV:638/750; SEM-V:641/750; SEM-VI:639/750; SEM-VII:609/750; TOTAL: 4805/6000 (80.08%)																				
7282376	SUHAGIYA SANKET RASIKBHAI JAYABEN																			
64	59	62	63	23	22	48	45	47												
17	17	16	17	23	21	23	20	47		P			634							
81	76	78	80	46	43	71	65	94												
4 O	10 40	4 A	9 36	4 A	9 36	3 O	10 30	1 O	10 10	1 O	10 10	2 O	10 20	1 O	10 10	6 O	10 60	26	252	9.69
SGPI: SEM-I: 9.78 ; SEM-II: 9.33 ; SEM-III: 9.65 ; SEM-IV: 8.67 ; SEM-V: 9.85 ; SEM-VI: 9.81 ; SEM-VII: 9.50 ; CGPI: 9.53																				
CREDITS: SEM-I: 27 ; SEM-II: 27 ; SEM-III: 26 ; SEM-IV: 27 ; SEM-V: 27 ; SEM-VI: 26 ; SEM-VII: 26																				
MARKS: SEM-I:639/750; SEM-II:625/750; SEM-III:657/750; SEM-IV:568/750; SEM-V:655/750; SEM-VI:644/750; SEM-VII:608/750; TOTAL: 5030/6000 (83.83%)																				
/- FEMALE, #- 0.229, @- 0.5042/0.5043, *- 0.5045, \$- Carried Forward Grade, ~- Dyslexia, A/ABS- Absent, F- Fails, P- Passes																				
RR- Reserved, RLE- Reserve for Lower Examination, RPV- Provisional, RCC- 0.5050, ADC- Admission Cancelled																				
G:Grade, GP:Grade Point, C:Credits, aC:Sum of Credit Points, aCG:Sum of Product of Credits & Grades																				
SGPI:Semester Grade Performance Index = aCG/aC, CGPI:Cumulative Grade Performance Index																				
% Marks : 80 and Above 75-79.99 70-74.99 60-69.99 50-59.99 45-49.99 40-44.99 Less Than 40																				
Grade / Gr. Pt. : O / 10 A / 9 B / 8 C / 7 D / 6 E / 5 F / 4 F / 0																				

SEAT_NO	NAME	<Course-I>	<Course-II>	<Course-III>	<Course-IV>	<Course-V>	<Course-VI>	<Course-VII>	<Course-VIII>	<Course-IX>	TOTAL MARKS			
		Th(80/32)	Th(80/32)	Th(80/32)	Th(80/32)	Tw(25/10)	Tw(25/10)	Tw(50/20)	Tw(50/20)	Tw(50/20)		RESULT	REMARK	OUT OF 750
		In(20/08)	In(20/08)	In(20/08)	In(20/08)	Or(25/10)	Or(25/10)	Or/Pr(25/10)	Or/Pr(25/10)	Or/Pr(50/20)				
		Total	Total	Total	Total	Total	Total	Total	Total	Total				
		C G GP C*G	C G GP C*G	C G GP C*G	C G GP C*G	C G GP C*G	C G GP C*G	C G GP C*G	C G GP C*G	C G GP C*G		ãC	ãCG	SGPI
01. CSC801	HUMAN MACHINE INTERACTION													
06. ILO8021	PROJECT MANAGEMENT													
17. CSL803	CLOUD COMPUTING LAB.													
02. CSC802	DISTRIBUTED COMPUTING													
15. CSL801	HUMAN MACHINE INTER. LAB													
19. CSP805	MAJOR PROJECT-II													
7282377	THAKARE SANDESH MOHAN CHANDAN													
58	54	58	54	23	22	48	44	43						
17	17	17	14	22	20	22	20	41		P			594	
75	71	75	68	45	42	70	64	84						
4 A 9 36	4 B 8 32	4 A 9 36	3 C 7 21	1 O 10 10	1 O 10 10	2 O 10 20	1 O 10 10	6 O 10 60			26	235	9.04	
SGPI: SEM-I: 5.80 ; SEM-II: 6.52 ; SEM-III: 6.85 ; SEM-IV: 7.67 ; SEM-V: 8.93 ; SEM-VI: 9.58 ; SEM-VII: 8.88 ; CGPI: 7.90														
CREDITS: SEM-I: 27 ; SEM-II: 27 ; SEM-III: 26 ; SEM-IV: 27 ; SEM-V: 27 ; SEM-VI: 26 ; SEM-VII: 26														
MARKS: SEM-I:433/750; SEM-II:450/750; SEM-III:482/750; SEM-IV:509/750; SEM-V:575/750; SEM-VI:620/750; SEM-VII:579/750; TOTAL: 4242/6000 (70.70%)														
7282378	THAKUR MIHIR ASHISH SWATI													
66	62	65	56	22	21	46	41	45						
14	18	17	16	21	20	22	21	45		P			618	
80	80	82	72	43	41	68	62	90						
4 O 10 40	4 O 10 40	4 O 10 40	3 B 8 24	1 O 10 10	1 O 10 10	2 O 10 20	1 O 10 10	6 O 10 60			26	254	9.77	
SGPI: SEM-I: 9.26 ; SEM-II: 9.26 ; SEM-III: 9.69 ; SEM-IV: 9.67 ; SEM-V: 9.93 ; SEM-VI: 9.85 ; SEM-VII: 9.62 ; CGPI: 9.63														
CREDITS: SEM-I: 27 ; SEM-II: 27 ; SEM-III: 26 ; SEM-IV: 27 ; SEM-V: 27 ; SEM-VI: 26 ; SEM-VII: 26														
MARKS: SEM-I:607/750; SEM-II:610/750; SEM-III:638/750; SEM-IV:632/750; SEM-V:649/750; SEM-VI:652/750; SEM-VII:616/750; TOTAL: 5022/6000 (83.70%)														
7282379	TIWARI ANAND SANTOSH REKHA													
64	63	64	63	22	21	46	45	45						
15	18	16	16	21	21	22	21	45		P			628	
79	81	80	79	43	42	68	66	90						
4 A 9 36	4 O 10 40	4 O 10 40	3 A 9 27	1 O 10 10	1 O 10 10	2 O 10 20	1 O 10 10	6 O 10 60			26	253	9.73	
SGPI: SEM-I: 8.39 ; SEM-II: 7.67 ; SEM-III: 9.08 ; SEM-IV: 8.63 ; SEM-V: 9.93 ; SEM-VI: 9.65 ; SEM-VII: 9.58 ; CGPI: 9.07														
CREDITS: SEM-I: 27 ; SEM-II: 27 ; SEM-III: 26 ; SEM-IV: 27 ; SEM-V: 27 ; SEM-VI: 26 ; SEM-VII: 26														
MARKS: SEM-I:561/750; SEM-II:534/750; SEM-III:595/750; SEM-IV:578/750; SEM-V:664/750; SEM-VI:631/750; SEM-VII:609/750; TOTAL: 4800/6000 (80.00%)														
/- FEMALE, #- 0.229, @- 0.5042/0.5043, *- 0.5045, \$- Carried Forward Grade, ~- Dyslexia, A/ABS- Absent, F- Fails, P- Passes														
RR- Reserved, RLE- Reserve for Lower Examination, RPV- Provisional, RCC- 0.5050, ADC- Admission Cancelled														
G:Grade, GP:Grade Point, C:Credits, ãC:Sum of Credit Points, ãCG:Sum of Product of Credits & Grades														
SGPI:Semester Grade Performance Index = ãCG/ãC, CGPI:Cumulative Grade Performance Index														
% Marks : 80 and Above 75-79.99 70-74.99 60-69.99 50-59.99 45-49.99 40-44.99 Less Than 40														
Grade / Gr. Pt. : O / 10 A / 9 B / 8 C / 7 D / 6 E / 5 F / 4 F / 0														

SEAT_NO	NAME	<Course-I>	<Course-II>	<Course-III>	<Course-IV>	<Course-V>	<Course-VI>	<Course-VII>	<Course-VIII>	<Course-IX>	TOTAL MARKS
		Th(80/32)	Th(80/32)	Th(80/32)	Th(80/32)	Tw(25/10)	Tw(25/10)	Tw(50/20)	Tw(50/20)	Tw(50/20)	OUT OF 750
		In(20/08)	In(20/08)	In(20/08)	In(20/08)	Or(25/10)	Or(25/10)	Or/Pr(25/10)	Or/Pr(25/10)	Or/Pr(50/20)	RESULT REMARK
		Total	Total	Total	Total	Total	Total	Total	Total	Total	SGPI
		C G GP C*G	C G GP C*G	C G GP C*G	C G GP C*G	C G GP C*G	C G GP C*G	C G GP C*G	C G GP C*G	C G GP C*G	ac acG SGPI

01. CSC801	HUMAN MACHINE INTERACTION	02. CSC802	DISTRIBUTED COMPUTING	04. CSDLO8012	NATURAL LANG. PROCESSING
06. ILO8021	PROJECT MANAGEMENT	15. CSL801	HUMAN MACHINE INTER. LAB	16. CSL802	DISTRIBUTED COMPUTING LAB
17. CSL803	CLOUD COMPUTING LAB.	18. CSL804	COMPUTATIONAL LAB-II	19. CSP805	MAJOR PROJECT-II

7282380 VARTHA SIDDHARTH SANJAY HEMLATA

65	68	63	67	22	21	46	45	43		
16	18	18	17	21	21	22	19	42	P	634
81	86	81	84	43	42	68	64	85		
4 O 10 40	4 O 10 40	4 O 10 40	3 O 10 30	1 O 10 10	1 O 10 10	2 O 10 20	1 O 10 10	6 O 10 60	26	260 10.00

SGPI: SEM-I: 7.70 ; SEM-II: 6.98 ; SEM-III: 8.58 ; SEM-IV: 9.70 ; SEM-V: 9.59 ; SEM-VI: 9.65 ; SEM-VII: 9.08 ; CGPI: 8.90  
 CREDITS: SEM-I: 27 ; SEM-II: 27 ; SEM-III: 26 ; SEM-IV: 27 ; SEM-V: 27 ; SEM-VI: 26 ; SEM-VII: 26  
 MARKS: SEM-I:519/750; SEM-II:486/750; SEM-III:586/750; SEM-IV:616/750; SEM-V:636/750; SEM-VI:637/750; SEM-VII:591/750; TOTAL: 4705/6000 (78.42%)

7282381 VASAIKAR SIDDHANT SUNIL SHRADDHA

58	42	60	47	22	21	46	42	44		
17	18	16	19	22	20	22	19	42	P	577
75	60	76	66	44	41	68	61	86		
4 A 9 36	4 C 7 28	4 A 9 36	3 C 7 21	1 O 10 10	1 O 10 10	2 O 10 20	1 O 10 10	6 O 10 60	26	231 8.88

SGPI: SEM-I: 7.52 ; SEM-II: 7.52 ; SEM-III: 8.35 ; SEM-IV: 9.78 ; SEM-V: 9.85 ; SEM-VI: 9.65 ; SEM-VII: 9.31 ; CGPI: 8.85  
 CREDITS: SEM-I: 27 ; SEM-II: 27 ; SEM-III: 26 ; SEM-IV: 27 ; SEM-V: 27 ; SEM-VI: 26 ; SEM-VII: 26  
 MARKS: SEM-I:509/750; SEM-II:518/750; SEM-III:572/750; SEM-IV:636/750; SEM-V:645/750; SEM-VI:635/750; SEM-VII:591/750; TOTAL: 4683/6000 (78.05%)

7282382 VEDPATHAK RITHWIK SANJIV VARSHA

48	52	50	51	23	22	46	45	47		
18	16	15	17	23	22	22	19	47	P	583
66	68	65	68	46	44	68	64	94		
4 C 7 28	4 C 7 28	4 C 7 28	3 C 7 21	1 O 10 10	1 O 10 10	2 O 10 20	1 O 10 10	6 O 10 60	26	215 8.27

SGPI: SEM-I: 8.74 ; SEM-II: 8.30 ; SEM-III: 9.85 ; SEM-IV: 9.81 ; SEM-V:10.00 ; SEM-VI:10.00 ; SEM-VII: 9.88 ; CGPI: 9.35  
 CREDITS: SEM-I: 27 ; SEM-II: 27 ; SEM-III: 26 ; SEM-IV: 27 ; SEM-V: 27 ; SEM-VI: 26 ; SEM-VII: 26  
 MARKS: SEM-I:588/750; SEM-II:597/750; SEM-III:651/750; SEM-IV:638/750; SEM-V:680/750; SEM-VI:661/750; SEM-VII:638/750; TOTAL: 5036/6000 (83.93%)

/- FEMALE, #- 0.229, @- 0.5042/0.5043, \*- 0.5045, \$- Carried Forward Grade, ~- Dyslexia, A/ABS- Absent, F- Fails, P- Passes  
 RR- Reserved, RLE- Reserve for Lower Examination, RPV- Provisional, RCC- 0.5050, ADC- Admission Cancelled  
 G:Grade, GP:Grade Point, C:Credits, ac:Sum of Credit Points, acG:Sum of Product of Credits & Grades  
 SGPI:Semester Grade Performance Index = acG/ac, CGPI:Cumulative Grade Performance Index  
 % Marks : 80 and Above 75-79.99 70-74.99 60-69.99 50-59.99 45-49.99 40-44.99 Less Than 40  
 Grade / Gr. Pt. : O / 10 A / 9 B / 8 C / 7 D / 6 E / 5 F / 4 F / 0



SEAT_NO	NAME	<Course-I>	<Course-II>	<Course-III>	<Course-IV>	<Course-V>	<Course-VI>	<Course-VII>	<Course-VIII>	<Course-IX>	TOTAL MARKS
		Th(80/32)	Th(80/32)	Th(80/32)	Th(80/32)	Tw(25/10)	Tw(25/10)	Tw(50/20)	Tw(50/20)	Tw(50/20)	OUT OF 750
		In(20/08)	In(20/08)	In(20/08)	In(20/08)	Or(25/10)	Or(25/10)	Or/Pr(25/10)	Or/Pr(25/10)	Or/Pr(50/20)	RESULT REMARK
		Total	Total	Total	Total	Total	Total	Total	Total	Total	SGPI
		C G GP C*G	C G GP C*G	C G GP C*G	C G GP C*G	C G GP C*G	C G GP C*G	C G GP C*G	C G GP C*G	C G GP C*G	ac acG SGPI

01. CSC801	HUMAN MACHINE INTERACTION	02. CSC802	DISTRIBUTED COMPUTING	04. CSDLO8012	NATURAL LANG. PROCESSING
14. ILO8029	ENVIRONMENTAL MANAGEMENT	15. CSL801	HUMAN MACHINE INTER. LAB	16. CSL802	DISTRIBUTED COMPUTING LAB
17. CSL803	CLOUD COMPUTING LAB.	18. CSL804	COMPUTATIONAL LAB-II	19. CSP805	MAJOR PROJECT-II

7282386 /SAWANT PRANJALI VILAS VINITA

61	62	62	54	22	21	46	40	45												
17	16	14	14	22	19	22	18	45	P	600										
78	78	76	68	44	40	68	58	90												
4 A	9 36	4 A	9 36	4 A	9 36	3 C	7 21	1 O	10 10	1 O	10 10	2 O	10 20	1 A	9 9	6 O	10 60	26	238	9.15

SGPI: SEM-I: 8.44 ; SEM-II: 8.04 ; SEM-III: 7.38 ; SEM-IV: 9.70 ; SEM-V: 9.81 ; SEM-VI: 9.85 ; SEM-VII: 9.58 ; CGPI: 8.99  
 CREDITS: SEM-I: 27 ; SEM-II: 27 ; SEM-III: 26 ; SEM-IV: 27 ; SEM-V: 27 ; SEM-VI: 26 ; SEM-VII: 26  
 MARKS: SEM-I:539/750; SEM-II:531/750; SEM-III:531/750; SEM-IV:627/750; SEM-V:624/750; SEM-VI:639/750; SEM-VII:602/750; TOTAL: 4693/6000 (78.22%)

/- FEMALE, #- 0.229, @- 0.5042/0.5043, \*- 0.5045, \$- Carried Forward Grade, -- Dyslexia, A/ABS- Absent, F- Fails, P- Passes

RR- Reserved, RLE- Reserve for Lower Examination, RPV- Provisional, RCC- 0.5050, ADC- Admission Cancelled

G:Grade, GP:Grade Point, C:Credits, ac:Sum of Credit Points, acG:Sum of Product of Credits & Grades

SGPI:Semester Grade Performance Index = acG/ac, CGPI:Cumulative Grade Performance Index

% Marks : 80 and Above 75-79.99 70-74.99 60-69.99 50-59.99 45-49.99 40-44.99 Less Than 40

Grade / Gr. Pt. : O / 10 A / 9 B / 8 C / 7 D / 6 E / 5 P / 4 F / 0

HEAD

Dept. of Computer Engg.,  
 Vidyavardhini's College of  
 Engineering and Technology,  
 Vasai Road 401 202



Date: 09/08/2022

**VIDYAVARDHINI'S COLLEGE OF ENGG. & TECH. VASAI ROAD****Result of B.E /Information Technology /Semester VIII(CBCGS) May-2022**

	VCET	University
Number of Candidates Registered	73	Percentage record not received from university
Admitted	73	
Absent	Nil	
Appeared	73	
Pass	72	
RLE	Nil	
Fail	01	→ Pass after Revl.
PPR	Nil	
Pass Percentage	98.63	

**BREAK UP OF SUCCESSFUL CANDIDATES**

DISTINCTION	51
I Class	21
II Class	Nil
Pass	Nil
Pass (RLE)	Nil

**Meritorious students**

Sr. No.	Seat No.	Name	VCET Rank	CGPI	VCET pass%
1	12281513	Madhvani Soham Bhargav Shobhana	1 <sup>st</sup>	9.16	79.97
2	12281506	/Jadhav Granthali Dinesh Hemalata	2 <sup>nd</sup>	9.05	79.43
3	12281499	Deorukhkar Jayesh Milind Mitali	3 <sup>rd</sup>	8.96	79.30
4	12281521	Pandya Harsh Maheshkumar Jignasaben	4 <sup>th</sup>	8.91	78.22
5	12281490	/Bari Ruchi Prakash Priyanka	5 <sup>th</sup>	8.81	77.76
6	12281510	Khator Dhruv Ramakant Mamta	6 <sup>th</sup>	8.77	77.43
7	12281524	Sheta Rushank Ganshyam Sanggeta	7 <sup>th</sup>	8.72	77.31
	12281505	Ingale Chinmay Bhanudas Chhaban	7 <sup>th</sup>	8.72	76.62
8	12281489	/Apte Mrunmayee Ganesh Anagha	8 <sup>th</sup>	8.68	76.75
	12281526	/Shirke Shivani Santosh Samiksha	8 <sup>th</sup>	8.68	76.27
9	12281536	Yewale Hardik Sambhaji Smita	9 <sup>th</sup>	8.66	76.97
10	12281527	/Singh Sweety Rajkunwar Munni	10 <sup>th</sup>	8.61	77.03

Exam. Section





SEAT_NO	NAME	<Course-I>	<Course-II>	<Course-III>	<Course-IV>	<Course-V>	<Course-VI>	<Course-VII>	<Course-VIII>	<Course-IX>	TOTAL MARKS
		Th(80/32)	Th(80/32)	Th(80/32)	Th(80/32)	Tw(25/10)	Tw(25/10)	Tw(25/10)	Tw(25/10)	Tw(100/40)	OUT OF 750
		In(20/08)	In(20/08)	In(20/08)	In(20/08)	Or(25/10)	Or(25/10)	Or/Pr(25/10)	Or/Pr(25/10)	Or(50/20)	RESULT REMARK
		Total	Total	Total	Total	Total	Total	Total	Total	Total	OUT OF 750
		C G GP C*G	C G GP C*G	C G GP C*G	C G GP C*G	C G GP C*G	C G GP C*G	C G GP C*G	C G GP C*G	C G GP C*G	âC âCG SGPI
01. ITC801	BIG DATA ANALYTICS										
08. ILO8021	PROJECT MANAGEMENT										
19. ITL803	DEVOPS LAB										
02. ITC802	INTERNET OF EVERYTHING										
17. ITL801	BIG DATA LAB										
21. ITM805	R PROGRAMMING LAB										
03. ITDLO8041	USER INTERACTION DESIGN										
18. ITL802	INTER. OF EVERYTHING LAB										
21. ITM805	PROJECT-II										
12281486	AGRAWAL MAYANK SURESH MAMTA										
		50	51	60	58	23	16	21	20	95	
		13	18	15	17	22	21	21	19	48	P
		63	69	75	75	45	37	42	39	143	588
		4 C 7 28	4 C 7 28	4 A 9 36	3 A 9 27	1 O 10 10	1 B 8 8	1 O 10 10	1 A 9 9	8 O 10 80	27 236 8.74
		SGPI: SEM-I: 8.15 ; SEM-II: 6.70 ; SEM-III: 8.27 ; SEM-IV: 9.08 ; SEM-V: 9.65 ; SEM-VI: 9.00 ; SEM-VII: 9.08 ;									CGPI: 8.57
		CREDITS: SEM-I: 27 ; SEM-II: 27 ; SEM-III: 26 ; SEM-IV: 26 ; SEM-V: 26 ; SEM-VI: 26 ; SEM-VII: 26									
		MARKS: SEM-I:558/750; SEM-II:484/750; SEM-III:555/750; SEM-IV:595/750; SEM-V:625/750; SEM-VI:599/750; SEM-VII:610/775; TOTAL: 4614/6025 (76.58%)									
12281487	/AMIN NISHMI NAGAPPA VASANTHI										
		62	53	53	63	21	21	21	21	87	
		14	15	16	17	19	20	21	21	47	P
		76	68	69	80	40	41	42	42	134	592
		4 A 9 36	4 C 7 28	4 C 7 28	3 O 10 30	1 O 10 10	1 O 10 10	1 O 10 10	1 O 10 10	8 O 10 80	27 242 8.96
		SGPI: SEM-I: 8.48 ; SEM-II: 7.48 ; SEM-III: 6.62 ; SEM-IV: 8.69 ; SEM-V: 9.62 ; SEM-VI: 9.08 ; SEM-VII: 8.81 ;									CGPI: 8.47
		CREDITS: SEM-I: 27 ; SEM-II: 27 ; SEM-III: 26 ; SEM-IV: 26 ; SEM-V: 26 ; SEM-VI: 26 ; SEM-VII: 26									
		MARKS: SEM-I:560/750; SEM-II:516/750; SEM-III:477/750; SEM-IV:576/750; SEM-V:624/750; SEM-VI:600/750; SEM-VII:603/775; TOTAL: 4548/6025 (75.49%)									
12281488	ANSARI ADNAN WAHID TAHERA										
		34	69	61	59	24	23	22	23	91	
		13	18	15	16	23	23	22	22	45	P
		47	87	76	75	47	46	44	45	136	603
		4 E 5 20	4 O 10 40	4 A 9 36	3 A 9 27	1 O 10 10	1 O 10 10	1 O 10 10	1 O 10 10	8 O 10 80	27 243 9.00
		SGPI: SEM-I: 7.63 ; SEM-II: 6.81 ; SEM-III: 7.04 ; SEM-IV: 7.42 ; SEM-V: 9.69 ; SEM-VI: 9.08 ; SEM-VII: 9.04 ;									CGPI: 8.21
		CREDITS: SEM-I: 27 ; SEM-II: 27 ; SEM-III: 26 ; SEM-IV: 26 ; SEM-V: 26 ; SEM-VI: 26 ; SEM-VII: 26									
		MARKS: SEM-I:527/750; SEM-II:470/750; SEM-III:500/750; SEM-IV:534/750; SEM-V:631/750; SEM-VI:608/750; SEM-VII:602/775; TOTAL: 4475/6025 (74.27%)									
/- FEMALE, #- 0.229, @- 0.5042/0.5043, *- 0.5045, \$- Carried Forward Grade, ~- Dyslexia, A/ABS- Absent, F- Fails, P- Passes RR- Reserved, RLE- Reserve for Lower Examination, RPV- Provisional, RCC- 0.5050, ADC- Admission Cancelled G:Grade, GP:Grade Point, C:Credits, âC:Sum of Credit Points, âCG:Sum of Product of Credits & Grades SGPI:Semester Grade Performance Index = âCG/âC, CGPI:Cumulative Grade Performance Index % Marks : 80 and Above 75-79.99 70-74.99 60-69.99 50-59.99 45-49.99 40-44.99 Less Than 40 Grade / Gr. Pt. : O / 10 A / 9 B / 8 C / 7 D / 6 E / 5 F / 4 F / 0											



SEAT_NO	NAME	<Course-I>	<Course-II>	<Course-III>	<Course-IV>	<Course-V>	<Course-VI>	<Course-VII>	<Course-VIII>	<Course-IX>	TOTAL MARKS
		Th(80/32)	Th(80/32)	Th(80/32)	Th(80/32)	Tw(25/10)	Tw(25/10)	Tw(25/10)	Tw(25/10)	Tw(100/40)	OUT OF 750
		In(20/08)	In(20/08)	In(20/08)	In(20/08)	Or(25/10)	Or(25/10)	Or/Pr(25/10)	Or/Pr(25/10)	Or(50/20)	RESULT REMARK
		Total	Total	Total	Total	Total	Total	Total	Total	Total	OUT OF 750
		C G GP C*G	C G GP C*G	C G GP C*G	C G GP C*G	C G GP C*G	C G GP C*G	C G GP C*G	C G GP C*G	C G GP C*G	âC âCG SGPI

01. ITC801	BIG DATA ANALYTICS										
08. ILO8021	PROJECT MANAGEMENT										
19. ITL803	DEVOPS LAB										
02. ITC802	INTERNET OF EVERYTHING										
17. ITL801	BIG DATA LAB										
21. ITM805	PROJECT-II										

12281489 /APTE MRUNMAYEE GANESH ANAGHA

46	58	64	55	21	23	21	23	93												
16	19	16	17	20	23	21	22	45	P		603									
62	77	80	72	41	46	42	45	138												
4 C	7 28	4 A	9 36	4 O	10 40	3 B	8 24	1 O	10 10	1 O	10 10	1 O	10 10	1 O	10 10	8 O	10 80	27	248	9.19
SGPI: SEM-I: 7.33 ; SEM-II: 8.26 ; SEM-III: 7.69 ; SEM-IV: 9.00 ; SEM-V: 9.65 ; SEM-VI: 9.35 ; SEM-VII: 9.04 ; CGPI: 8.68																				
CREDITS: SEM-I: 27 ; SEM-II: 27 ; SEM-III: 26 ; SEM-IV: 26 ; SEM-V: 26 ; SEM-VI: 26 ; SEM-VII: 26																				
MARKS: SEM-I:505/750; SEM-II:557/750; SEM-III:526/750; SEM-IV:598/750; SEM-V:630/750; SEM-VI:602/750; SEM-VII:603/775; TOTAL: 4624/6025 (76.75%)																				

12281490 /BARI RUCHI PRAKASH PRIYANKA

67	61	60	60	22	23	21	21	93												
16	17	15	17	19	22	20	21	45	P		620									
83	78	75	77	41	45	41	42	138												
4 O	10 40	4 A	9 36	4 A	9 36	3 A	9 27	1 O	10 10	1 O	10 10	1 O	10 10	1 O	10 10	8 O	10 80	27	259	9.59
SGPI: SEM-I: 7.67 ; SEM-II: 7.93 ; SEM-III: 7.88 ; SEM-IV: 9.69 ; SEM-V: 9.88 ; SEM-VI: 9.12 ; SEM-VII: 8.73 ; CGPI: 8.81																				
CREDITS: SEM-I: 27 ; SEM-II: 27 ; SEM-III: 26 ; SEM-IV: 26 ; SEM-V: 26 ; SEM-VI: 26 ; SEM-VII: 26																				
MARKS: SEM-I:530/750; SEM-II:544/750; SEM-III:547/750; SEM-IV:613/750; SEM-V:636/750; SEM-VI:601/750; SEM-VII:594/775; TOTAL: 4685/6025 (77.76%)																				

12281491 BHALALA HIMANSHU PRAFULBHAI CHANDRIKA

32	60	65	42	19	21	20	19	85												
14	14	13	14	17	20	20	18	45	P		538									
46	74	78	56	36	41	40	37	130												
4 E	5 20	4 B	8 32	4 A	9 36	3 D	6 18	1 B	8 8	1 O	10 10	1 O	10 10	1 B	8 8	8 O	10 80	27	222	8.22
SGPI: SEM-I: 5.89 ; SEM-II: 6.41 ; SEM-III: 5.62 ; SEM-IV: 6.92 ; SEM-V: 9.19 ; SEM-VI: 8.54 ; SEM-VII: 8.58 ; CGPI: 7.41																				
CREDITS: SEM-I: 27 ; SEM-II: 27 ; SEM-III: 26 ; SEM-IV: 26 ; SEM-V: 26 ; SEM-VI: 26 ; SEM-VII: 26																				
MARKS: SEM-I:419/750; SEM-II:446/750; SEM-III:420/750; SEM-IV:494/750; SEM-V:591/750; SEM-VI:562/750; SEM-VII:578/775; TOTAL: 4048/6025 (67.19%)																				

/- FEMALE, #- 0.229, @- 0.5042/0.5043, \*- 0.5045, \$- Carried Forward Grade, ~- Dyslexia, A/ABS- Absent, F- Fails, P- Passes

RR- Reserved, RLE- Reserve for Lower Examination, RPV- Provisional, RCC- 0.5050, ADC- Admission Cancelled

G:Grade, GP:Grade Point, C:Credits, âC:Sum of Credit Points, âCG:Sum of Product of Credits & Grades

SGPI:Semester Grade Performance Index = âCG/âC, CGPI:Cumulative Grade Performance Index

% Marks : 80 and Above 75-79.99 70-74.99 60-69.99 50-59.99 45-49.99 40-44.99 Less Than 40

Grade / Gr. Pt. : O / 10 A / 9 B / 8 C / 7 D / 6 E / 5 F / 4 F / 0

SEAT_NO	NAME	<Course-I>	<Course-II>	<Course-III>	<Course-IV>	<Course-V>	<Course-VI>	<Course-VII>	<Course-VIII>	<Course-IX>	TOTAL MARKS
		Th(80/32)	Th(80/32)	Th(80/32)	Th(80/32)	Tw(25/10)	Tw(25/10)	Tw(25/10)	Tw(25/10)	Tw(100/40)	OUT OF 750
		In(20/08)	In(20/08)	In(20/08)	In(20/08)	Or(25/10)	Or(25/10)	Or/Pr(25/10)	Or/Pr(25/10)	Or(50/20)	RESULT REMARK
		Total	Total	Total	Total	Total	Total	Total	Total	Total	OUT OF 750
		C G GP C*G	C G GP C*G	C G GP C*G	C G GP C*G	C G GP C*G	C G GP C*G	C G GP C*G	C G GP C*G	C G GP C*G	âC âCG SGPI

01. ITC801	BIG DATA ANALYTICS	02. ITC802	INTERNET OF EVERYTHING	03. ITDLO8041	USER INTERACTION DESIGN
08. ILO8021	PROJECT MANAGEMENT	17. ITL801	BIG DATA LAB	18. ITL802	INTER. OF EVERYTHING LAB
19. ITL803	DEVOPS LAB	20. ITL804	R PROGRAMMING LAB	21. ITM805	PROJECT-II

12281492 BHATKAL PRASHANT PRAKASH GEETHA

60	51	54	49	19	16	20	19	81												
13	15	12	13	17	16	20	18	46	P	539										
73	66	66	62	36	32	40	37	127												
4 B	8 32	4 C	7 28	4 C	7 28	3 C	7 21	1 B	8 8	1 C	7 7	1 O	10 10	1 B	8 8	8 O	10 80	27	222	8.22
SGPI: SEM-I: 7.43 ; SEM-II: 8.07 ; SEM-III: 7.08 ; SEM-IV: 7.54 ; SEM-V: 9.58 ; SEM-VI: 8.19 ; SEM-VII: 8.31 ; CGPI: 8.05																				
CREDITS: SEM-I: 27 ; SEM-II: 27 ; SEM-III: 26 ; SEM-IV: 26 ; SEM-V: 26 ; SEM-VI: 26 ; SEM-VII: 26																				
MARKS: SEM-I:506/750; SEM-II:540/750; SEM-III:491/750; SEM-IV:525/750; SEM-V:607/750; SEM-VI:554/750; SEM-VII:571/775; TOTAL: 4333/6025 (71.92%)																				

12281493 BERGE SUCHIT ANIL RACHITA

59	48	52	53	23	23	21	21	91												
15	18	15	15	22	23	21	20	44	P	584										
74	66	67	68	45	46	42	41	135												
4 B	8 32	4 C	7 28	4 C	7 28	3 C	7 21	1 O	10 10	1 O	10 10	1 O	10 10	1 O	10 10	8 O	10 80	27	229	8.48
SGPI: SEM-I: 6.81 ; SEM-II: 6.70 ; SEM-III: 7.04 ; SEM-IV: 8.38 ; SEM-V: 9.54 ; SEM-VI: 9.19 ; SEM-VII: 8.96 ; CGPI: 8.13																				
CREDITS: SEM-I: 27 ; SEM-II: 27 ; SEM-III: 26 ; SEM-IV: 26 ; SEM-V: 26 ; SEM-VI: 26 ; SEM-VII: 26																				
MARKS: SEM-I:485/750; SEM-II:474/750; SEM-III:493/750; SEM-IV:574/750; SEM-V:627/750; SEM-VI:604/750; SEM-VII:592/775; TOTAL: 4433/6025 (73.58%)																				

12281494 CHAUDHARY ANKITKUMAR RAMBAHADUR SAROJ

43	56	59	48	23	20	20	19	81												
13	17	14	15	23	20	20	18	46	P	555										
56	73	73	63	46	40	40	37	127												
4 D	6 24	4 B	8 32	4 B	8 32	3 C	7 21	1 O	10 10	1 O	10 10	1 O	10 10	1 B	8 8	8 O	10 80	27	227	8.41
SGPI: SEM-I: 6.37 ; SEM-II: 6.26 ; SEM-III: 6.81 ; SEM-IV: 8.04 ; SEM-V: 9.38 ; SEM-VI: 9.12 ; SEM-VII: 8.58 ; CGPI: 7.86																				
CREDITS: SEM-I: 27 ; SEM-II: 27 ; SEM-III: 26 ; SEM-IV: 26 ; SEM-V: 26 ; SEM-VI: 26 ; SEM-VII: 26																				
MARKS: SEM-I:454/750; SEM-II:454/750; SEM-III:486/750; SEM-IV:537/750; SEM-V:612/750; SEM-VI:591/750; SEM-VII:586/775; TOTAL: 4275/6025 (70.95%)																				

/- FEMALE, #- 0.229, @- 0.5042/0.5043, \*- 0.5045, \$- Carried Forward Grade, ~- Dyslexia, A/ABS- Absent, F- Fails, P- Passes

RR- Reserved, RLE- Reserve for Lower Examination, RPV- Provisional, RCC- 0.5050, ADC- Admission Cancelled

G:Grade, GP:Grade Point, C:Credits, âC:Sum of Credit Points, âCG:Sum of Product of Credits & Grades

SGPI:Semester Grade Performance Index = âCG/âC, CGPI:Cumulative Grade Performance Index

% Marks : 80 and Above 75-79.99 70-74.99 60-69.99 50-59.99 45-49.99 40-44.99 Less Than 40

Grade / Gr. Pt. : O / 10 A / 9 B / 8 C / 7 D / 6 E / 5 F / 4 F / 0

SEAT_NO	NAME	<Course-I> Th(80/32) In(20/08) Total C G GP C*G	<Course-II> Th(80/32) In(20/08) Total C G GP C*G	<Course-III> Th(80/32) In(20/08) Total C G GP C*G	<Course-IV> Th(80/32) In(20/08) Total C G GP C*G	<Course-V> Tw(25/10) Or(25/10) Total C G GP C*G	<Course-VI> Tw(25/10) Or(25/10) Total C G GP C*G	<Course-VII> Tw(25/10) Or/Pr(25/10) Total C G GP C*G	<Course-VIII> Tw(25/10) Or/Pr(25/10) Total C G GP C*G	<Course-IX> Tw(100/40) Or(50/20) Total C G GP C*G	RESULT	REMARK	TOTAL MARKS OUT OF 750									
01.	ITC801		BIG DATA ANALYTICS		02.	ITC802	INTERNET OF EVERYTHING		03.	ITDLO8041	USER INTERACTION DESIGN											
08.	ILO8021		PROJECT MANAGEMENT		17.	ITL801	BIG DATA LAB		18.	ITL802	INTER. OF EVERYTHING LAB											
19.	ITL803		DEVOPS LAB		20.	ITL804	R PROGRAMMING LAB		21.	ITM805	PROJECT-II											
12281495	CHAVAN OMKAR ANIL VIJAYA	44	56	49	42	18	18	18	19	86												
		10	15	12	19	17	20	19	20	44	P		526									
		54	71	61	61	35	38	37	39	130												
		4 D	6 24	4 B	8 32	4 C	7 28	3 C	7 21	1 B	8 8	1 A	9 9	1 B	8 8	1 A	9 9	8 O	10 80	27	219	8.11
		SGPI: SEM-I: 6.63 ; SEM-II: 5.65 ; SEM-III: 6.96 ; SEM-IV: 5.81 ; SEM-V: 9.19 ; SEM-VI: 8.35 ; SEM-VII: 7.92 ; CGPI: 7.32																				
		CREDITS: SEM-I: 27 ; SEM-II: 27 ; SEM-III: 26 ; SEM-IV: 26 ; SEM-V: 26 ; SEM-VI: 26 ; SEM-VII: 26																				
		MARKS: SEM-I:488/750; SEM-II:409/750; SEM-III:474/750; SEM-IV:410/750; SEM-V:585/750; SEM-VI:542/750; SEM-VII:556/775; TOTAL: 3990/6025 (66.22%)																				
12281496	CHOUHDARY SAURAVKUMAR BINOD MUNNI	65	47	60	46	18	16	20	21	90												
		14	10	14	15	18	18	20	19	45	P		556									
		79	57	74	61	36	34	40	40	135												
		4 A	9 36	4 D	6 24	4 B	8 32	3 C	7 21	1 B	8 8	1 C	7 7	1 O	10 10	1 O	10 10	8 O	10 80	27	228	8.44
		SGPI: SEM-I: 5.30 ; SEM-II: 5.46 ; SEM-III: 6.04 ; SEM-IV: 6.96 ; SEM-V: 8.81 ; SEM-VI: 8.15 ; SEM-VII: 8.42 ; CGPI: 7.19																				
		CREDITS: SEM-I: 27 ; SEM-II: 27 ; SEM-III: 26 ; SEM-IV: 26 ; SEM-V: 26 ; SEM-VI: 26 ; SEM-VII: 26																				
		MARKS: SEM-I:391/750; SEM-II:387/750; SEM-III:431/750; SEM-IV:492/750; SEM-V:577/750; SEM-VI:549/750; SEM-VII:575/775; TOTAL: 3958/6025 (65.69%)																				
12281497	DABHI VIKAS CHANDUBHAI BHAVNA	51	55	48	38	21	19	19	21	82												
		17	15	14	15	22	17	20	21	47	P		542									
		68	70	62	53	43	36	39	42	129												
		4 C	7 28	4 B	8 32	4 C	7 28	3 D	6 18	1 O	10 10	1 B	8 8	1 A	9 9	1 O	10 10	8 O	10 80	27	223	8.26
		SGPI: SEM-I: 7.89 ; SEM-II: 6.93 ; SEM-III: 7.50 ; SEM-IV: 9.35 ; SEM-V: 9.50 ; SEM-VI: 8.54 ; SEM-VII: 8.46 ; CGPI: 8.30																				
		CREDITS: SEM-I: 27 ; SEM-II: 27 ; SEM-III: 26 ; SEM-IV: 26 ; SEM-V: 26 ; SEM-VI: 26 ; SEM-VII: 26																				
		MARKS: SEM-I:531/750; SEM-II:492/750; SEM-III:510/750; SEM-IV:608/750; SEM-V:630/750; SEM-VI:573/750; SEM-VII:587/775; TOTAL: 4473/6025 (74.24%)																				
/- FEMALE, #- 0.229, @- 0.5042/0.5043, *- 0.5045, \$- Carried Forward Grade, ~- Dyslexia, A/ABS- Absent, F- Fails, P- Passes																						
RR- Reserved, RLE- Reserve for Lower Examination, RPV- Provisional, RCC- 0.5050, ADC- Admission Cancelled																						
G:Grade, GP:Grade Point, C:Credits, aC:Sum of Credit Points, aCG:Sum of Product of Credits & Grades																						
SGPI:Semester Grade Performance Index = aCG/aC, CGPI:Cumulative Grade Performance Index																						
% Marks : 80 and Above 75-79.99 70-74.99 60-69.99 50-59.99 45-49.99 40-44.99 Less Than 40																						
Grade / Gr. Pt. : O / 10 A / 9 B / 8 C / 7 D / 6 E / 5 F / 4 F / 0																						



SEAT_NO	NAME	<Course-I>	<Course-II>	<Course-III>	<Course-IV>	<Course-V>	<Course-VI>	<Course-VII>	<Course-VIII>	<Course-IX>	TOTAL MARKS	OUT OF 750
Th(80/32)	Th(80/32)	Th(80/32)	Th(80/32)	Tw(25/10)	Tw(25/10)	Tw(25/10)	Tw(25/10)	Tw(25/10)	Tw(100/40)	RESULT REMARK	OUT OF 750	
In(20/08)	In(20/08)	In(20/08)	In(20/08)	Or(25/10)	Or(25/10)	Or/Pr(25/10)	Or/Pr(25/10)	Or(50/20)				
Total	Total	Total	Total	Total	Total	Total	Total	Total	Total			
C G GP C*G	C G GP C*G	C G GP C*G	C G GP C*G	C G GP C*G	C G GP C*G	C G GP C*G	C G GP C*G	C G GP C*G	C G GP C*G	àC àCG SGPI		
01. ITC801	BIG DATA ANALYTICS			02. ITC802	INTERNET OF EVERYTHING			03. ITDLO8041	USER INTERACTION DESIGN			
08. ILO8021	PROJECT MANAGEMENT			17. ITL801	BIG DATA LAB			18. ITL802	INTER. OF EVERYTHING LAB			
19. ITL803	DEVOPS LAB			20. ITL804	R PROGRAMMING LAB			21. ITM805	PROJECT-II			
-----												
12281501	DHULE ABHISHEK SUBHASH SADHANA											
44	44	56	47	20	20	23	20	95				
14	14	14	16	20	22	23	21	48	P		561	
58	58	70	63	40	42	46	41	143				
4 D 6 24	4 D 6 24	4 B 8 32	3 C 7 21	1 O 10 10	1 O 10 10	1 O 10 10	1 O 10 10	8 O 10 80	27 221	8.19		
SGPI: SEM-I: 7.89 ; SEM-II: 7.00 ; SEM-III: 7.46 ; SEM-IV: 7.54 ; SEM-V: 9.77 ; SEM-VI: 9.08 ; SEM-VII: 8.65 ; CGPI: 8.19												
CREDITS: SEM-I: 27 ; SEM-II: 27 ; SEM-III: 26 ; SEM-IV: 26 ; SEM-V: 26 ; SEM-VI: 26 ; SEM-VII: 26												
MARKS: SEM-I:521/750; SEM-II:478/750; SEM-III:530/750; SEM-IV:529/750; SEM-V:632/750; SEM-VI:597/750; SEM-VII:598/775; TOTAL: 4446/6025 (73.79%)												
-----												
12281502	/GUPTA SWETA DEVNATH SAROJ											
64	53	61	57	22	22	23	21	87				
16	18	15	19	21	22	23	21	48	P		613	
80	71	76	76	43	44	46	42	135				
4 O 10 40	4 B 8 32	4 A 9 36	3 A 9 27	1 O 10 10	1 O 10 10	1 O 10 10	1 O 10 10	8 O 10 80	27 255	9.44		
SGPI: SEM-I: 7.65 ; SEM-II: 6.59 ; SEM-III: 7.38 ; SEM-IV: 7.77 ; SEM-V: 9.81 ; SEM-VI: 9.50 ; SEM-VII: 9.42 ; CGPI: 8.44												
CREDITS: SEM-I: 27 ; SEM-II: 27 ; SEM-III: 26 ; SEM-IV: 26 ; SEM-V: 26 ; SEM-VI: 26 ; SEM-VII: 26												
MARKS: SEM-I:520/750; SEM-II:450/750; SEM-III:520/750; SEM-IV:552/750; SEM-V:657/750; SEM-VI:617/750; SEM-VII:633/775; TOTAL: 4562/6025 (75.72%)												
-----												
12281503	HAJARE PRUTHVI NARENDRA NEETA											
55	48	52	43	18	17	18	19	86				
10	14	12	10	17	19	18	18	44	P		518	
65	62	64	53	35	36	36	37	130				
4 C 7 28	4 C 7 28	4 C 7 28	3 D 6 18	1 B 8 8	1 B 8 8	1 B 8 8	1 B 8 8	8 O 10 80	27 214	7.93		
SGPI: SEM-I: 6.28 ; SEM-II: 5.59 ; SEM-III: 6.69 ; SEM-IV: 7.19 ; SEM-V: 9.50 ; SEM-VI: 7.69 ; SEM-VII: 7.88 ; CGPI: 7.33												
CREDITS: SEM-I: 27 ; SEM-II: 27 ; SEM-III: 26 ; SEM-IV: 26 ; SEM-V: 26 ; SEM-VI: 26 ; SEM-VII: 26												
MARKS: SEM-I:432/750; SEM-II:389/750; SEM-III:465/750; SEM-IV:472/750; SEM-V:603/750; SEM-VI:518/750; SEM-VII:552/775; TOTAL: 3949/6025 (65.54%)												
-----												
/- FEMALE, #- 0.229, @- 0.5042/0.5043, *- 0.5045, \$- Carried Forward Grade, ~- Dyslexia, A/ABS- Absent, F- Fails, P- Passes												
RR- Reserved, RLE- Reserve for Lower Examination, RPV- Provisional, RCC- 0.5050, ADC- Admission Cancelled												
G:Grade, GP:Grade Point, C:Credits, àC:Sum of Credit Points, àCG:Sum of Product of Credits & Grades												
SGPI:Semester Grade Performance Index = àCG/àC, CGPI:Cumulative Grade Performance Index												
% Marks : 80 and Above 75-79.99 70-74.99 60-69.99 50-59.99 45-49.99 40-44.99 Less Than 40												
Grade / Gr. Pt. : O / 10 A / 9 B / 8 C / 7 D / 6 E / 5 F / 4 F / 0												

SEAT_NO	NAME	<Course-I>	<Course-II>	<Course-III>	<Course-IV>	<Course-V>	<Course-VI>	<Course-VII>	<Course-VIII>	<Course-IX>	TOTAL MARKS	RESULT	REMARK	OUT OF 750
		Th(80/32)	Th(80/32)	Th(80/32)	Th(80/32)	Tw(25/10)	Tw(25/10)	Tw(25/10)	Tw(25/10)	Tw(100/40)				
		In(20/08)	In(20/08)	In(20/08)	In(20/08)	Or(25/10)	Or(25/10)	Or/Pr(25/10)	Or/Pr(25/10)	Or(50/20)				
		Total	Total	Total	Total	Total	Total	Total	Total	Total				
		C G GP C*G	C G GP C*G	C G GP C*G	C G GP C*G	C G GP C*G	C G GP C*G	C G GP C*G	C G GP C*G	C G GP C*G				
01. ITC801	BIG DATA ANALYTICS													
08. ILO8021	PROJECT MANAGEMENT													
19. ITL803	DEVOPS LAB													
02. ITC802	INTERNET OF EVERYTHING													
17. ITL801	BIG DATA LAB													
21. ITM805	PROJECT-II													
-----														
12281504 /ILLE TEJAL RAMDAS MEERA														
63	63	59	45	23	18	19	19	82						
17	16	13	17	21	18	20	19	41	P		573			
80	79	72	62	44	36	39	38	123						
4 O 10 40	4 A 9 36	4 B 8 32	3 C 7 21	1 O 10 10	1 B 8 8	1 A 9 9	1 A 9 9	8 O 10 80	27	245	9.07			
(DIPLOMA STUDENT)														
SGPI: SEM-III: 6.12 ; SEM-IV: 7.00 ; SEM-V: 9.42 ; SEM-VI: 8.88 ; SEM-VII: 8.92 ; CGPI: 8.24														
CREDITS: SEM-III: 26 ; SEM-IV: 26 ; SEM-V: 26 ; SEM-VI: 26 ; SEM-VII: 26														
MARKS: SEM-III:452/750; SEM-IV:490/750; SEM-V:612/750; SEM-VI:573/750; SEM-VII:594/775; TOTAL: 3294/4525 (72.80%)														
-----														
12281505 INGALE CHINMAY BHANUDAS CHHABAN														
47	50	65	65	22	18	20	20	87						
17	14	12	17	20	19	20	21	45	P		579			
64	64	77	82	42	37	40	41	132						
4 C 7 28	4 C 7 28	4 A 9 36	3 O 10 30	1 O 10 10	1 B 8 8	1 O 10 10	1 O 10 10	8 O 10 80	27	240	8.89			
(DIPLOMA STUDENT)														
SGPI: SEM-III: 7.38 ; SEM-IV: 8.58 ; SEM-V: 9.50 ; SEM-VI: 9.35 ; SEM-VII: 8.62 ; CGPI: 8.72														
CREDITS: SEM-III: 26 ; SEM-IV: 26 ; SEM-V: 26 ; SEM-VI: 26 ; SEM-VII: 26														
MARKS: SEM-III:515/750; SEM-IV:560/750; SEM-V:624/750; SEM-VI:601/750; SEM-VII:588/775; TOTAL: 3467/4525 (76.62%)														
-----														
12281506 /JADHAV GRANTHALI DINESH HEMALATA														
65	67	71	71	24	23	20	21	95						
18	14	14	16	23	23	21	22	46	P		654			
83	81	85	87	47	46	41	43	141						
4 O 10 40	4 O 10 40	4 O 10 40	3 O 10 30	1 O 10 10	1 O 10 10	1 O 10 10	1 O 10 10	8 O 10 80	27	270	10.00			
(DIPLOMA STUDENT)														
SGPI: SEM-III: 7.38 ; SEM-IV: 7.85 ; SEM-V: 9.65 ; SEM-VI: 9.69 ; SEM-VII: 9.69 ; CGPI: 9.05														
CREDITS: SEM-III: 26 ; SEM-IV: 26 ; SEM-V: 26 ; SEM-VI: 26 ; SEM-VII: 26														
MARKS: SEM-III:527/750; SEM-IV:549/750; SEM-V:614/750; SEM-VI:614/750; SEM-VII:636/775; TOTAL: 3594/4525 (79.43%)														
-----														
/- FEMALE, #- 0.229, @- 0.5042/0.5043, *- 0.5045, \$- Carried Forward Grade, ~- Dyslexia, A/ABS- Absent, F- Fails, P- Passes														
RR- Reserved, RLE- Reserve for Lower Examination, RPV- Provisional, RCC- 0.5050, ADC- Admission Cancelled														
G:Grade, GP:Grade Point, C:Credits, aC:Sum of Credit Points, aCG:Sum of Product of Credits & Grades														
SGPI:Semester Grade Performance Index = aCG/aC, CGPI:Cumulative Grade Performance Index														
% Marks : 80 and Above 75-79.99 70-74.99 60-69.99 50-59.99 45-49.99 40-44.99 Less Than 40														
Grade / Gr. Pt. : O / 10 A / 9 B / 8 C / 7 D / 6 E / 5 F / 4 F / 0														



SEAT_NO	NAME	<Course-I>	<Course-II>	<Course-III>	<Course-IV>	<Course-V>	<Course-VI>	<Course-VII>	<Course-VIII>	<Course-IX>	TOTAL MARKS
		Th(80/32)	Th(80/32)	Th(80/32)	Th(80/32)	Tw(25/10)	Tw(25/10)	Tw(25/10)	Tw(25/10)	Tw(100/40)	OUT OF 750
		In(20/08)	In(20/08)	In(20/08)	In(20/08)	Or(25/10)	Or(25/10)	Or/Pr(25/10)	Or/Pr(25/10)	Or(50/20)	RESULT REMARK
		Total	Total	Total	Total	Total	Total	Total	Total	Total	
		C G GP C*G	C G GP C*G	C G GP C*G	C G GP C*G	C G GP C*G	C G GP C*G	C G GP C*G	C G GP C*G	C G GP C*G	âC âCG SGPI

01. ITC801	BIG DATA ANALYTICS	02. ITC802	INTERNET OF EVERYTHING	03. ITDLO8041	USER INTERACTION DESIGN
08. ILO8021	PROJECT MANAGEMENT	17. ITL801	BIG DATA LAB	18. ITL802	INTER. OF EVERYTHING LAB
19. ITL803	DEVOPS LAB	20. ITL804	R PROGRAMMING LAB	21. ITM805	PROJECT-II

12281510 KHATOR DHRUV RAMAKANT MAMTA

55	55	68	58	21	18	21	21	83												
16	11	13	19	20	21	20	19	44	P	583										
71	66	81	77	41	39	41	40	127												
4 B	8 32	4 C	7 28	4 O	10 40	3 A	9 27	1 O	10 10	1 A	9 9	1 O	10 10	1 O	10 10	8 O	10 80	27	246	9.11

SGPI: SEM-I: 7.81 ; SEM-II: 8.22 ; SEM-III: 8.96 ; SEM-IV: 9.62 ; SEM-V: 9.27 ; SEM-VI: 8.85 ; SEM-VII: 8.38 ; CGPI: 8.77  
CREDITS: SEM-I: 27 ; SEM-II: 27 ; SEM-III: 26 ; SEM-IV: 26 ; SEM-V: 26 ; SEM-VI: 26 ; SEM-VII: 26  
MARKS: SEM-I:536/750; SEM-II:561/750; SEM-III:590/750; SEM-IV:631/750; SEM-V:605/750; SEM-VI:574/750; SEM-VII:585/775; TOTAL: 4665/6025 (77.43%)

12281511 KORE HARSH BHUPENDRA MANISHA

35	53	65	50	19	21	19	19	79												
11	14	12	14	18	22	19	19	45	P	534										
46	67	77	64	37	43	38	38	124												
4 E	5 20	4 C	7 28	4 A	9 36	3 C	7 21	1 B	8 8	1 O	10 10	1 A	9 9	1 A	9 9	8 O	10 80	27	221	8.19

SGPI: SEM-I: 6.46 ; SEM-II: 5.52 ; SEM-III: 6.38 ; SEM-IV: 6.42 ; SEM-V: 9.46 ; SEM-VI: 8.77 ; SEM-VII: 9.19 ; CGPI: 7.54  
CREDITS: SEM-I: 27 ; SEM-II: 27 ; SEM-III: 26 ; SEM-IV: 26 ; SEM-V: 26 ; SEM-VI: 26 ; SEM-VII: 26  
MARKS: SEM-I:457/750; SEM-II:396/750; SEM-III:439/750; SEM-IV:464/750; SEM-V:611/750; SEM-VI:574/750; SEM-VII:612/775; TOTAL: 4087/6025 (67.83%)

12281512 KOTHAHALE RANVEER VIJAY NAMRATA

47	52	68	61	21	21	19	17	77												
14	12	11	17	20	20	20	18	39	P	554										
61	64	79	78	41	41	39	35	116												
4 C	7 28	4 C	7 28	4 A	9 36	3 A	9 27	1 O	10 10	1 O	10 10	1 A	9 9	1 B	8 8	8 A	9 72	27	228	8.44

(DIPLOMA STUDENT) SGPI: SEM-III: 5.88 ; SEM-IV: 7.27 ; SEM-V: 9.04 ; SEM-VI: 8.54 ; SEM-VII: 7.96 ; CGPI: 7.86  
CREDITS: SEM-III: 26 ; SEM-IV: 26 ; SEM-V: 26 ; SEM-VI: 26 ; SEM-VII: 26  
MARKS: SEM-III:421/750; SEM-IV:514/750; SEM-V:574/750; SEM-VI:554/750; SEM-VII:562/775; TOTAL: 3179/4525 (70.25%)

/- FEMALE, #- 0.229, @- 0.5042/0.5043, \*- 0.5045, \$- Carried Forward Grade, ~- Dyslexia, A/ABS- Absent, F- Fails, P- Passes  
RR- Reserved, RLE- Reserve for Lower Examination, RPV- Provisional, RCC- 0.5050, ADC- Admission Cancelled  
G:Grade, GP:Grade Point, C:Credits, âC:Sum of Credit Points, âCG:Sum of Product of Credits & Grades  
SGPI:Semester Grade Performance Index = âCG/âC, CGPI:Cumulative Grade Performance Index  
% Marks : 80 and Above 75-79.99 70-74.99 60-69.99 50-59.99 45-49.99 40-44.99 Less Than 40  
Grade / Gr. Pt. : O / 10 A / 9 B / 8 C / 7 D / 6 E / 5 F / 4 F / 0



SEAT_NO	NAME	<Course-I>	<Course-II>	<Course-III>	<Course-IV>	<Course-V>	<Course-VI>	<Course-VII>	<Course-VIII>	<Course-IX>	TOTAL MARKS
		Th(80/32)	Th(80/32)	Th(80/32)	Th(80/32)	Tw(25/10)	Tw(25/10)	Tw(25/10)	Tw(25/10)	Tw(100/40)	OUT OF 750
		In(20/08)	In(20/08)	In(20/08)	In(20/08)	Or(25/10)	Or(25/10)	Or/Pr(25/10)	Or/Pr(25/10)	Or(50/20)	RESULT REMARK
		Total	Total	Total	Total	Total	Total	Total	Total	Total	OUT OF 750
		C G GP C*G	C G GP C*G	C G GP C*G	C G GP C*G	C G GP C*G	C G GP C*G	C G GP C*G	C G GP C*G	C G GP C*G	âC âCG SGPI

01. ITC801	BIG DATA ANALYTICS	02. ITC802	INTERNET OF EVERYTHING	03. ITDLO8041	USER INTERACTION DESIGN						
08. ILO8021	PROJECT MANAGEMENT	17. ITL801	BIG DATA LAB	18. ITL802	INTER. OF EVERYTHING LAB						
19. ITL803	DEVOPS LAB	20. ITL804	R PROGRAMMING LAB	21. ITM805	PROJECT-II						

12281513 MADHVANI SOHAM BHARGAV SHOBHANA

67	68	64	55	22	16	21	22	80			
17	16	14	16	20	19	21	23	44	P		605
84	84	78	71	42	35	42	45	124			
4 O 10 40	4 O 10 40	4 A 9 36	3 B 8 24	1 O 10 10	1 B 8 8	1 O 10 10	1 O 10 10	8 O 10 80	27 258	9.56	

SGPI: SEM-I: 8.74 ; SEM-II: 8.65 ; SEM-III: 9.54 ; SEM-IV: 9.50 ; SEM-V: 9.35 ; SEM-VI: 8.65 ; SEM-VII: 9.31 ; CGPI: 9.16  
CREDITS: SEM-I: 27 ; SEM-II: 27 ; SEM-III: 26 ; SEM-IV: 26 ; SEM-V: 26 ; SEM-VI: 26 ; SEM-VII: 26  
MARKS: SEM-I:575/750; SEM-II:565/750; SEM-III:633/750; SEM-IV:625/750; SEM-V:620/750; SEM-VI:581/750; SEM-VII:614/775; TOTAL: 4818/6025 (79.97%)

12281514 MANIYAR KRISHNA KIRIT ROSHNI

44	55	66	53	19	18	19	19	80			
14	13	12	16	17	18	20	19	46	P		548
58	68	78	69	36	36	39	38	126			
4 D 6 24	4 C 7 28	4 A 9 36	3 C 7 21	1 B 8 8	1 B 8 8	1 A 9 9	1 A 9 9	8 O 10 80	27 223	8.26	

SGPI: SEM-I: 6.11 ; SEM-II: 5.52 ; SEM-III: 5.35 ; SEM-IV: 6.31 ; SEM-V: 9.08 ; SEM-VI: 8.35 ; SEM-VII: 8.46 ; CGPI: 7.17  
CREDITS: SEM-I: 27 ; SEM-II: 27 ; SEM-III: 26 ; SEM-IV: 26 ; SEM-V: 26 ; SEM-VI: 26 ; SEM-VII: 26  
MARKS: SEM-I:432/750; SEM-II:404/750; SEM-III:401/750; SEM-IV:453/750; SEM-V:581/750; SEM-VI:553/750; SEM-VII:575/775; TOTAL: 3947/6025 (65.51%)

12281515 MAURYA SHUBHAM JAGDISH GAYATRI

52	64	70	51	22	20	19	20	91			
16	16	15	15	21	19	20	21	43	P		595
68	80	85	66	43	39	39	41	134			
4 C 7 28	4 O 10 40	4 O 10 40	3 C 7 21	1 O 10 10	1 A 9 9	1 A 9 9	1 O 10 10	8 O 10 80	27 247	9.15	

SGPI: SEM-I: 6.67 ; SEM-II: 6.94 ; SEM-III: 7.42 ; SEM-IV: 8.85 ; SEM-V: 9.54 ; SEM-VI: 8.88 ; SEM-VII: 8.27 ; CGPI: 8.21  
CREDITS: SEM-I: 27 ; SEM-II: 27 ; SEM-III: 26 ; SEM-IV: 26 ; SEM-V: 26 ; SEM-VI: 26 ; SEM-VII: 26  
MARKS: SEM-I:456/750; SEM-II:476/750; SEM-III:536/750; SEM-IV:576/750; SEM-V:617/750; SEM-VI:579/750; SEM-VII:569/775; TOTAL: 4404/6025 (73.10%)

/- FEMALE, #- 0.229, @- 0.5042/0.5043, \*- 0.5045, \$- Carried Forward Grade, ~- Dyslexia, A/ABS- Absent, F- Fails, P- Passes  
RR- Reserved, RLE- Reserve for Lower Examination, RPV- Provisional, RCC- 0.5050, ADC- Admission Cancelled  
G:Grade, GP:Grade Point, C:Credits, âC:Sum of Credit Points, âCG:Sum of Product of Credits & Grades  
SGPI:Semester Grade Performance Index = âCG/âC, CGPI:Cumulative Grade Performance Index  
% Marks : 80 and Above 75-79.99 70-74.99 60-69.99 50-59.99 45-49.99 40-44.99 Less Than 40  
Grade / Gr. Pt. : O / 10 A / 9 B / 8 C / 7 D / 6 E / 5 F / 4 F / 0

SEAT_NO	NAME	<Course-I>	<Course-II>	<Course-III>	<Course-IV>	<Course-V>	<Course-VI>	<Course-VII>	<Course-VIII>	<Course-IX>	TOTAL MARKS
		Th(80/32)	Th(80/32)	Th(80/32)	Th(80/32)	Tw(25/10)	Tw(25/10)	Tw(25/10)	Tw(25/10)	Tw(100/40)	OUT OF 750
		In(20/08)	In(20/08)	In(20/08)	In(20/08)	Or(25/10)	Or(25/10)	Or/Pr(25/10)	Or/Pr(25/10)	Or(50/20)	RESULT REMARK
		Total	Total	Total	Total	Total	Total	Total	Total	Total	OUT OF 750
		C G GP C*G	C G GP C*G	C G GP C*G	C G GP C*G	C G GP C*G	C G GP C*G	C G GP C*G	C G GP C*G	C G GP C*G	âC âCG SGPI

01. ITC801	BIG DATA ANALYTICS	02. ITC802	INTERNET OF EVERYTHING	03. ITDLO8041	USER INTERACTION DESIGN
08. ILO8021	PROJECT MANAGEMENT	17. ITL801	BIG DATA LAB	18. ITL802	INTER. OF EVERYTHING LAB
19. ITL803	DEVOPS LAB	20. ITL804	R PROGRAMMING LAB	21. ITM805	PROJECT-II

12281516 MEHTA NEEL HARESHBHAI HARSHABEN

60	67	60	48	22	22	21	21	85		
15	18	12	16	20	21	21	21	45	P	595
75	85	72	64	42	43	42	42	130		
4 A	9 36	4 O 10 40	4 B 8 32	3 C 7 21	1 O 10 10	1 O 10 10	1 O 10 10	1 O 10 10	8 O 10 80	27 249 9.22
SGPI: SEM-I: 6.85 ; SEM-II: 6.59 ; SEM-III: 6.42 ; SEM-IV: 7.81 ; SEM-V: 9.42 ; SEM-VI: 8.88 ; SEM-VII: 8.92 ; CGPI: 8.01										
CREDITS: SEM-I: 27 ; SEM-II: 27 ; SEM-III: 26 ; SEM-IV: 26 ; SEM-V: 26 ; SEM-VI: 26 ; SEM-VII: 26										
MARKS: SEM-I:484/750; SEM-II:463/750; SEM-III:456/750; SEM-IV:537/750; SEM-V:610/750; SEM-VI:593/750; SEM-VII:606/775; TOTAL: 4344/6025 (72.10%)										

12281517 MENON ABHINEET CHANDRAMOHAN JAYASREE

47	45	64	57	22	21	20	21	83		
17	14	14	17	21	21	20	21	45	P	570
64	59	78	74	43	42	40	42	128		
4 C	7 28	4 D 6 24	4 A 9 36	3 B 8 24	1 O 10 10	1 O 10 10	1 O 10 10	1 O 10 10	8 O 10 80	27 232 8.59
SGPI: SEM-I: 8.56 ; SEM-II: 7.89 ; SEM-III: 7.58 ; SEM-IV: 7.69 ; SEM-V: 9.15 ; SEM-VI: 8.73 ; SEM-VII: 8.77 ; CGPI: 8.37										
CREDITS: SEM-I: 27 ; SEM-II: 27 ; SEM-III: 26 ; SEM-IV: 26 ; SEM-V: 26 ; SEM-VI: 26 ; SEM-VII: 26										
MARKS: SEM-I:569/750; SEM-II:536/750; SEM-III:524/750; SEM-IV:537/750; SEM-V:600/750; SEM-VI:582/750; SEM-VII:594/775; TOTAL: 4512/6025 (74.89%)										

12281518 /MOHITE AAKANKSHA RAMESH RAJANI

46	46	54	61	22	22	20	19	93		
16	18	16	15	21	22	20	20	45	P	576
62	64	70	76	43	44	40	39	138		
4 C	7 28	4 C 7 28	4 B 8 32	3 A 9 27	1 O 10 10	1 O 10 10	1 O 10 10	1 A 9 9	8 O 10 80	27 234 8.67
SGPI: SEM-I: 8.46 ; SEM-II: 7.70 ; SEM-III: 7.38 ; SEM-IV: 8.38 ; SEM-V: 9.42 ; SEM-VI: 8.77 ; SEM-VII: 8.69 ; CGPI: 8.43										
CREDITS: SEM-I: 27 ; SEM-II: 27 ; SEM-III: 26 ; SEM-IV: 26 ; SEM-V: 26 ; SEM-VI: 26 ; SEM-VII: 26										
MARKS: SEM-I:556/750; SEM-II:518/750; SEM-III:514/750; SEM-IV:577/750; SEM-V:610/750; SEM-VI:579/750; SEM-VII:590/775; TOTAL: 4520/6025 (75.02%)										

/- FEMALE, #- 0.229, @- 0.5042/0.5043, \*- 0.5045, \$- Carried Forward Grade, ~- Dyslexia, A/ABS- Absent, F- Fails, P- Passes  
RR- Reserved, RLE- Reserve for Lower Examination, RPV- Provisional, RCC- 0.5050, ADC- Admission Cancelled  
G:Grade, GP:Grade Point, C:Credits, âC:Sum of Credit Points, âCG:Sum of Product of Credits & Grades  
SGPI:Semester Grade Performance Index = âCG/âC, CGPI:Cumulative Grade Performance Index  
% Marks : 80 and Above 75-79.99 70-74.99 60-69.99 50-59.99 45-49.99 40-44.99 Less Than 40  
Grade / Gr. Pt. : O / 10 A / 9 B / 8 C / 7 D / 6 E / 5 F / 4 F / 0



SEAT_NO	NAME	<Course-I>	<Course-II>	<Course-III>	<Course-IV>	<Course-V>	<Course-VI>	<Course-VII>	<Course-VIII>	<Course-IX>	TOTAL MARKS
		Th(80/32)	Th(80/32)	Th(80/32)	Th(80/32)	Tw(25/10)	Tw(25/10)	Tw(25/10)	Tw(25/10)	Tw(100/40)	OUT OF 750
		In(20/08)	In(20/08)	In(20/08)	In(20/08)	Or(25/10)	Or(25/10)	Or/Pr(25/10)	Or/Pr(25/10)	Or(50/20)	RESULT REMARK
		Total	Total	Total	Total	Total	Total	Total	Total	Total	
		C G GP C*G	C G GP C*G	C G GP C*G	C G GP C*G	C G GP C*G	C G GP C*G	C G GP C*G	C G GP C*G	C G GP C*G	âC âCG SGPI

01. ITC801	BIG DATA ANALYTICS	02. ITC802	INTERNET OF EVERYTHING	03. ITDLO8041	USER INTERACTION DESIGN
08. ILO8021	PROJECT MANAGEMENT	17. ITL801	BIG DATA LAB	18. ITL802	INTER. OF EVERYTHING LAB
19. ITL803	DEVOPS LAB	20. ITL804	R PROGRAMMING LAB	21. ITM805	PROJECT-II

12281522 PRAJAPATI DHRU NARENDRA VARSHA

66	54	54	44	20	17	21	20	83		
17	16	14	16	20	18	22	21	44	P	567
83	70	68	60	40	35	43	41	127		
4 O 10 40	4 B 8 32	4 C 7 28	3 C 7 21	1 O 10 10	1 B 8 8	1 O 10 10	1 O 10 10	8 O 10 80	27 239	8.85
SGPI: SEM-I: 7.15 ; SEM-II: 6.96 ; SEM-III: 7.65 ; SEM-IV: 8.46 ; SEM-V: 9.27 ; SEM-VI: 8.42 ; SEM-VII: 8.69 ; CGPI: 8.17										
CREDITS: SEM-I: 27 ; SEM-II: 27 ; SEM-III: 26 ; SEM-IV: 26 ; SEM-V: 26 ; SEM-VI: 26 ; SEM-VII: 26										
MARKS: SEM-I:486/750; SEM-II:489/750; SEM-III:535/750; SEM-IV:572/750; SEM-V:611/750; SEM-VI:577/750; SEM-VII:589/775; TOTAL: 4426/6025 (73.46%)										

12281523 /RAUT JIDNYASA DINESH LATIKA

54	64	54	45	22	14	22	20	93		
16	14	14	12	20	17	22	20	48	P	571
70	78	68	57	42	31	44	40	141		
4 B 8 32	4 A 9 36	4 C 7 28	3 D 6 18	1 O 10 10	1 C 7 7	1 O 10 10	1 O 10 10	8 O 10 80	27 231	8.56
SGPI: SEM-I: 5.89 ; SEM-II: 6.26 ; SEM-III: 6.27 ; SEM-IV: 7.88 ; SEM-V: 9.69 ; SEM-VI: 8.92 ; SEM-VII: 8.96 ; CGPI: 7.79										
CREDITS: SEM-I: 27 ; SEM-II: 27 ; SEM-III: 26 ; SEM-IV: 26 ; SEM-V: 26 ; SEM-VI: 26 ; SEM-VII: 26										
MARKS: SEM-I:432/750; SEM-II:437/750; SEM-III:453/750; SEM-IV:537/750; SEM-V:629/750; SEM-VI:581/750; SEM-VII:610/775; TOTAL: 4250/6025 (70.54%)										

12281524 SHETA RUSHANK GHANSHYAM SANGEETA

66	69	64	60	22	20	20	21	80		
17	18	13	18	21	21	20	23	44	P	617
83	87	77	78	43	41	40	44	124		
4 O 10 40	4 O 10 40	4 A 9 36	3 A 9 27	1 O 10 10	1 O 10 10	1 O 10 10	1 O 10 10	8 O 10 80	27 263	9.74
SGPI: SEM-I: 8.41 ; SEM-II: 8.48 ; SEM-III: 7.04 ; SEM-IV: 8.31 ; SEM-V: 9.54 ; SEM-VI: 9.23 ; SEM-VII: 8.96 ; CGPI: 8.72										
CREDITS: SEM-I: 27 ; SEM-II: 27 ; SEM-III: 26 ; SEM-IV: 26 ; SEM-V: 26 ; SEM-VI: 26 ; SEM-VII: 26										
MARKS: SEM-I:558/750; SEM-II:562/750; SEM-III:508/750; SEM-IV:577/750; SEM-V:625/750; SEM-VI:613/750; SEM-VII:598/775; TOTAL: 4658/6025 (77.31%)										

/- FEMALE, #- 0.229, @- 0.5042/0.5043, \*- 0.5045, \$- Carried Forward Grade, ~- Dyslexia, A/ABS- Absent, F- Fails, P- Passes

RR- Reserved, RLE- Reserve for Lower Examination, RPV- Provisional, RCC- 0.5050, ADC- Admission Cancelled

G:Grade, GP:Grade Point, C:Credits, âC:Sum of Credit Points, âCG:Sum of Product of Credits & Grades

SGPI:Semester Grade Performance Index = âCG/âC, CGPI:Cumulative Grade Performance Index

% Marks : 80 and Above 75-79.99 70-74.99 60-69.99 50-59.99 45-49.99 40-44.99 Less Than 40

Grade / Gr. Pt. : O / 10 A / 9 B / 8 C / 7 D / 6 E / 5 F / 4 F / 0

SEAT_NO	NAME	<Course-I> Th(80/32) In(20/08) Total C G GP C*G	<Course-II> Th(80/32) In(20/08) Total C G GP C*G	<Course-III> Th(80/32) In(20/08) Total C G GP C*G	<Course-IV> Th(80/32) In(20/08) Total C G GP C*G	<Course-V> Tw(25/10) Or(25/10) Total C G GP C*G	<Course-VI> Tw(25/10) Or(25/10) Total C G GP C*G	<Course-VII> Tw(25/10) Or/Pr(25/10) Total C G GP C*G	<Course-VIII> Tw(25/10) Or(50/20) Total C G GP C*G	<Course-IX> Tw(100/40) Or(50/20) Total C G GP C*G	RESULT	REMARK	TOTAL MARKS OUT OF 750							
01.	ITC801	BIG DATA ANALYTICS			02.	INTERNET OF EVERYTHING			03.	ITDLO8041	USER INTERACTION DESIGN									
08.	ILO8021	PROJECT MANAGEMENT			17.	ITL801			18.	ITL802	INTER. OF EVERYTHING LAB									
19.	ITL803	DEVOPS LAB			20.	ITL804			21.	ITM805	PROJECT-II									
-----																				
12281525	SHETTY ISHEET HARISH ZARNA																			
49	52	62	66	22	21	21	21	21	87											
17	15	14	19	20	21	21	22	22	48	P			598							
66	67	76	85	42	42	42	43	43	135											
4 C	7 28	4 C	7 28	4 A	9 36	3 O	10 30	1 O	10 10	1 O	10 10	1 O	10 10	8 O	10 80	27	242	8.96		
SGPI: SEM-I: 6.48 ; SEM-II: 7.00 ; SEM-III: 7.69 ; SEM-IV: 8.88 ; SEM-V: 9.46 ; SEM-VI: 8.88 ; SEM-VII: 8.85 ; CGPI: 8.26																				
CREDITS: SEM-I: 27 ; SEM-II: 27 ; SEM-III: 26 ; SEM-IV: 26 ; SEM-V: 26 ; SEM-VI: 26 ; SEM-VII: 26																				
MARKS: SEM-I:462/750; SEM-II:491/750; SEM-III:529/750; SEM-IV:591/750; SEM-V:607/750; SEM-VI:598/750; SEM-VII:610/775; TOTAL: 4486/6025 (74.46%)																				
-----																				
12281526	/SHIRKE SHIVANI SANTOSH SAMIKSHA																			
62	69	62	57	22	18	21	19	83												
18	17	14	16	22	21	20	19	41	41	P			601							
80	86	76	73	44	39	41	38	124												
4 O	10 40	4 O	10 40	4 A	9 36	3 B	8 24	1 O	10 10	1 A	9 9	1 O	10 10	1 A	9 9	8 O	10 80	27	258	9.56
(DIPLOMA STUDENT)																				
SGPI: SEM-III: 7.15 ; SEM-IV: 7.35 ; SEM-V: 9.73 ; SEM-VI: 9.31 ; SEM-VII: 8.92 ; CGPI: 8.68																				
CREDITS: SEM-III: 26 ; SEM-IV: 26 ; SEM-V: 26 ; SEM-VI: 26 ; SEM-VII: 26																				
MARKS: SEM-III:503/750; SEM-IV:531/750; SEM-V:624/750; SEM-VI:593/750; SEM-VII:599/775; TOTAL: 3451/4525 (76.27%)																				
-----																				
12281527	/SINGH SWEETY RAJKUNWAR MUNNI																			
52	47	67	61	22	22	21	20	90												
16	12	13	15	22	22	20	20	47	47	P			589							
68	59	80	76	44	44	41	40	137												
4 C	7 28	4 D	6 24	4 O	10 40	3 A	9 27	1 O	10 10	1 O	10 10	1 O	10 10	8 O	10 80	27	239	8.85		
SGPI: SEM-I: 8.11 ; SEM-II: 8.11 ; SEM-III: 6.81 ; SEM-IV: 8.69 ; SEM-V: 9.96 ; SEM-VI: 9.23 ; SEM-VII: 9.12 ; CGPI: 8.61																				
CREDITS: SEM-I: 27 ; SEM-II: 27 ; SEM-III: 26 ; SEM-IV: 26 ; SEM-V: 26 ; SEM-VI: 26 ; SEM-VII: 26																				
MARKS: SEM-I:549/750; SEM-II:551/750; SEM-III:494/750; SEM-IV:588/750; SEM-V:641/750; SEM-VI:610/750; SEM-VII:619/775; TOTAL: 4641/6025 (77.03%)																				
-----																				
/- FEMALE, #- 0.229, @- 0.5042/0.5043, *- 0.5045, \$- Carried Forward Grade, ~- Dyslexia, A/ABS- Absent, F- Fails, P- Passes																				
RR- Reserved, RLE- Reserve for Lower Examination, RPV- Provisional, RCC- 0.5050, ADC- Admission Cancelled																				
G:Grade, GP:Grade Point, C:Credits, aC:Sum of Credit Points, aCG:Sum of Product of Credits & Grades																				
SGPI:Semester Grade Performance Index = aCG/aC, CGPI:Cumulative Grade Performance Index																				
% Marks : 80 and Above 75-79.99 70-74.99 60-69.99 50-59.99 45-49.99 40-44.99 Less Than 40																				
Grade / Gr. Pt. : O / 10 A / 9 B / 8 C / 7 D / 6 E / 5 F / 4 F / 0																				
-----																				

SEAT_NO	NAME	<Course-I> Th(80/32) In(20/08) Total C G GP C*G	<Course-II> Th(80/32) In(20/08) Total C G GP C*G	<Course-III> Th(80/32) In(20/08) Total C G GP C*G	<Course-IV> Th(80/32) In(20/08) Total C G GP C*G	<Course-V> Tw(25/10) Or(25/10) Total C G GP C*G	<Course-VI> Tw(25/10) Or(25/10) Total C G GP C*G	<Course-VII> Tw(25/10) Or/Pr(25/10) Total C G GP C*G	<Course-VIII> Tw(25/10) Or/Pr(25/10) Total C G GP C*G	<Course-IX> Tw(100/40) Or(50/20) Total C G GP C*G	RESULT	REMARK	TOTAL MARKS OUT OF 750									
01.	ITC801		BIG DATA ANALYTICS		02.	ITC802	INTERNET OF EVERYTHING		03.	ITDLO8041	USER INTERACTION DESIGN											
08.	ILO8021		PROJECT MANAGEMENT		17.	ITL801	BIG DATA LAB		18.	ITL802	INTER. OF EVERYTHING LAB											
19.	ITL803		DEVOPS LAB		20.	ITL804	R PROGRAMMING LAB		21.	ITM805	PROJECT-II											
12281528	SURYAVANSHI PRATHAMESH SACHIN PRAMILA																					
		40	54	69	59	20	15	20	21	77												
		16	13	15	18	19	21	21	21	45	P		564									
		56	67	84	77	39	36	41	42	122												
		4 D	6 24	4 C	7 28	4 O	10 40	3 A	9 27	1 A	9 9	1 B	8 8	1 O	10 10	1 O	10 10	8 O	10 80	27	236	8.74
		SGPI: SEM-I: 7.41 ; SEM-II: 7.41 ; SEM-III: 6.85 ; SEM-IV: 8.81 ; SEM-V: 9.69 ; SEM-VI: 8.58 ; SEM-VII: 8.19 ; CGPI: 8.20																				
		CREDITS: SEM-I: 27 ; SEM-II: 27 ; SEM-III: 26 ; SEM-IV: 26 ; SEM-V: 26 ; SEM-VI: 26 ; SEM-VII: 26																				
		MARKS: SEM-I:513/750; SEM-II:507/750; SEM-III:480/750; SEM-IV:575/750; SEM-V:622/750; SEM-VI:569/750; SEM-VII:568/775; TOTAL: 4398/6025 (73.00%)																				
12281529	/SUVARNA ANVITA VISHU NAYANTARA																					
		56	71	65	59	22	20	20	21	93												
		16	15	14	16	20	20	21	21	48	P		618									
		72	86	79	75	42	40	41	42	141												
		4 B	8 32	4 O	10 40	4 A	9 36	3 A	9 27	1 O	10 10	1 O	10 10	1 O	10 10	8 O	10 80	27	255	9.44		
		SGPI: SEM-I: 6.85 ; SEM-II: 7.26 ; SEM-III: 6.96 ; SEM-IV: 8.77 ; SEM-V: 9.69 ; SEM-VI: 8.88 ; SEM-VII: 8.96 ; CGPI: 8.34																				
		CREDITS: SEM-I: 27 ; SEM-II: 27 ; SEM-III: 26 ; SEM-IV: 26 ; SEM-V: 26 ; SEM-VI: 26 ; SEM-VII: 26																				
		MARKS: SEM-I:483/750; SEM-II:511/750; SEM-III:494/750; SEM-IV:588/750; SEM-V:641/750; SEM-VI:601/750; SEM-VII:618/775; TOTAL: 4554/6025 (75.59%)																				
12281530	THAVI SHUBHAMKAR CHANDRAKANT SNEHAL																					
		60	64	57	54	20	16	21	18	76												
		16	14	11	16	20	19	21	15	44	P		562									
		76	78	68	70	40	35	42	33	120												
		4 A	9 36	4 A	9 36	4 C	7 28	3 B	8 24	1 O	10 10	1 B	8 8	1 O	10 10	1 C	7 7	8 O	10 80	27	239	8.85
		SGPI: SEM-I: 8.04 ; SEM-II: 6.52 ; SEM-III: 7.54 ; SEM-IV: 8.77 ; SEM-V: 9.77 ; SEM-VI: 8.73 ; SEM-VII: 8.50 ; CGPI: 8.33																				
		CREDITS: SEM-I: 27 ; SEM-II: 27 ; SEM-III: 26 ; SEM-IV: 26 ; SEM-V: 26 ; SEM-VI: 26 ; SEM-VII: 26																				
		MARKS: SEM-I:535/750; SEM-II:460/750; SEM-III:532/750; SEM-IV:595/750; SEM-V:633/750; SEM-VI:583/750; SEM-VII:592/775; TOTAL: 4492/6025 (74.56%)																				
/- FEMALE, #- 0.229, @- 0.5042/0.5043, *- 0.5045, \$- Carried Forward Grade, ~- Dyslexia, A/ABS- Absent, F- Fails, P- Passes																						
RR- Reserved, RLE- Reserve for Lower Examination, RPV- Provisional, RCC- 0.5050, ADC- Admission Cancelled																						
G:Grade, GP:Grade Point, C:Credits, aC:Sum of Credit Points, aCG:Sum of Product of Credits & Grades																						
SGPI:Semester Grade Performance Index = aCG/aC, CGPI:Cumulative Grade Performance Index																						
% Marks : 80 and Above 75-79.99 70-74.99 60-69.99 50-59.99 45-49.99 40-44.99 Less Than 40																						
Grade / Gr. Pt. : O / 10 A / 9 B / 8 C / 7 D / 6 E / 5 F / 4 F / 0																						

SEAT_NO	NAME	<Course-I>	<Course-II>	<Course-III>	<Course-IV>	<Course-V>	<Course-VI>	<Course-VII>	<Course-VIII>	<Course-IX>	TOTAL MARKS
		Th(80/32)	Th(80/32)	Th(80/32)	Th(80/32)	Tw(25/10)	Tw(25/10)	Tw(25/10)	Tw(25/10)	Tw(100/40)	OUT OF 750
		In(20/08)	In(20/08)	In(20/08)	In(20/08)	Or(25/10)	Or(25/10)	Or/Pr(25/10)	Or/Pr(25/10)	Or(50/20)	RESULT REMARK
		Total	Total	Total	Total	Total	Total	Total	Total	Total	OUT OF 750
		C G GP C*G	C G GP C*G	C G GP C*G	C G GP C*G	C G GP C*G	C G GP C*G	C G GP C*G	C G GP C*G	C G GP C*G	àC àCG SGPI

01. ITC801	BIG DATA ANALYTICS	02. ITC802	INTERNET OF EVERYTHING	03. ITDLO8041	USER INTERACTION DESIGN
08. ILO8021	PROJECT MANAGEMENT	17. ITL801	BIG DATA LAB	18. ITL802	INTER. OF EVERYTHING LAB
19. ITL803	DEVOPS LAB	20. ITL804	R PROGRAMMING LAB	21. ITM805	PROJECT-II

12281531 THORGAVANKAR DHARMESH SANJAY CHARULATA

42	61	64	46	21	15	21	19	77												
16	13	12	16	20	18	21	19	45	P	546										
58	74	76	62	41	33	42	38	122												
4 D	6 24	4 B	8 32	4 A	9 36	3 C	7 21	1 O	10 10	1 C	7 7	1 O	10 10	1 A	9 9	8 O	10 80	27	229	8.48

SGPI: SEM-I: 6.96 ; SEM-II: 7.30 ; SEM-III: 6.62 ; SEM-IV: 8.27 ; SEM-V: 9.81 ; SEM-VI: 8.77 ; SEM-VII: 8.19 ; CGPI: 8.04  
CREDITS: SEM-I: 27 ; SEM-II: 27 ; SEM-III: 26 ; SEM-IV: 26 ; SEM-V: 26 ; SEM-VI: 26 ; SEM-VII: 26  
MARKS: SEM-I:479/750; SEM-II:494/750; SEM-III:468/750; SEM-IV:559/750; SEM-V:627/750; SEM-VI:570/750; SEM-VII:566/775; TOTAL: 4309/6025 (71.52%)

12281532 TRIVEDI CHINTAN YASHWANT CHARULATA

53	54	66	57	19	19	19	20	79												
16	15	13	14	18	19	20	20	44	P	565										
69	69	79	71	37	38	39	40	123												
4 C	7 28	4 C	7 28	4 A	9 36	3 B	8 24	1 B	8 8	1 A	9 9	1 A	9 9	1 O	10 10	8 O	10 80	27	232	8.59

SGPI: SEM-I: 8.11 ; SEM-II: 7.15 ; SEM-III: 6.12 ; SEM-IV: 6.92 ; SEM-V: 9.38 ; SEM-VI: 9.00 ; SEM-VII: 8.58 ; CGPI: 7.98  
CREDITS: SEM-I: 27 ; SEM-II: 27 ; SEM-III: 26 ; SEM-IV: 26 ; SEM-V: 26 ; SEM-VI: 26 ; SEM-VII: 26  
MARKS: SEM-I:547/750; SEM-II:505/750; SEM-III:453/750; SEM-IV:477/750; SEM-V:617/750; SEM-VI:584/750; SEM-VII:589/775; TOTAL: 4337/6025 (71.98%)

12281533 /UPADHYE YUKTA PRASAD SHREYA

67	51	59	47	23	22	20	21	93												
16	17	13	15	22	22	20	20	48	P	596										
83	68	72	62	45	44	40	41	141												
4 O	10 40	4 C	7 28	4 B	8 32	3 C	7 21	1 O	10 10	1 O	10 10	1 O	10 10	1 O	10 10	8 O	10 80	27	241	8.93

SGPI: SEM-I: 6.87 ; SEM-II: 6.50 ; SEM-III: 7.08 ; SEM-IV: 8.85 ; SEM-V: 9.62 ; SEM-VI: 8.69 ; SEM-VII: 8.65 ; CGPI: 8.14  
CREDITS: SEM-I: 27 ; SEM-II: 27 ; SEM-III: 26 ; SEM-IV: 26 ; SEM-V: 26 ; SEM-VI: 26 ; SEM-VII: 26  
MARKS: SEM-I:484/750; SEM-II:472/750; SEM-III:486/750; SEM-IV:571/750; SEM-V:628/750; SEM-VI:593/750; SEM-VII:603/775; TOTAL: 4433/6025 (73.58%)

/- FEMALE, #- 0.229, @- 0.5042/0.5043, \*- 0.5045, \$- Carried Forward Grade, ~- Dyslexia, A/ABS- Absent, F- Fails, P- Passes  
RR- Reserved, RLE- Reserve for Lower Examination, RPV- Provisional, RCC- 0.5050, ADC- Admission Cancelled  
G:Grade, GP:Grade Point, C:Credits, àC:Sum of Credit Points, àCG:Sum of Product of Credits & Grades  
SGPI:Semester Grade Performance Index = àCG/àC, CGPI:Cumulative Grade Performance Index  
% Marks : 80 and Above 75-79.99 70-74.99 60-69.99 50-59.99 45-49.99 40-44.99 Less Than 40  
Grade / Gr. Pt. : O / 10 A / 9 B / 8 C / 7 D / 6 E / 5 F / 4 F / 0

SEAT_NO	NAME	<Course-I>	<Course-II>	<Course-III>	<Course-IV>	<Course-V>	<Course-VI>	<Course-VII>	<Course-VIII>	<Course-IX>	TOTAL MARKS
		Th(80/32)	Th(80/32)	Th(80/32)	Th(80/32)	Tw(25/10)	Tw(25/10)	Tw(25/10)	Tw(25/10)	Tw(100/40)	OUT OF 750
		In(20/08)	In(20/08)	In(20/08)	In(20/08)	Or(25/10)	Or(25/10)	Or/Pr(25/10)	Or/Pr(25/10)	Or(50/20)	RESULT REMARK
		Total	Total	Total	Total	Total	Total	Total	Total	Total	OUT OF 750
		C G GP C*G	C G GP C*G	C G GP C*G	C G GP C*G	C G GP C*G	C G GP C*G	C G GP C*G	C G GP C*G	C G GP C*G	âC âCG SGPI

01. ITC801	BIG DATA ANALYTICS	02. ITC802	INTERNET OF EVERYTHING	03. ITDLO8041	USER INTERACTION DESIGN
08. ILO8021	PROJECT MANAGEMENT	17. ITL801	BIG DATA LAB	18. ITL802	INTER. OF EVERYTHING LAB
19. ITL803	DEVOPS LAB	20. ITL804	R PROGRAMMING LAB	21. ITM805	PROJECT-II

12281534 /WALAVALKAR ASHWINI LAXMIKANT SUPRIYA

44	50	63	64	22	22	20	21	90												
16	18	14	14	19	22	20	20	47	P	586										
60	68	77	78	41	44	40	41	137												
4 C	7 28	4 C	7 28	4 A	9 36	3 A	9 27	1 O	10 10	1 O	10 10	1 O	10 10	1 O	10 10	8 O	10 80	27	239	8.85

SGPI: SEM-I: 6.85 ; SEM-II: 8.63 ; SEM-III: 7.12 ; SEM-IV: 8.73 ; SEM-V: 9.62 ; SEM-VI: 8.88 ; SEM-VII: 8.62 ; CGPI: 8.41  
CREDITS: SEM-I: 27 ; SEM-II: 27 ; SEM-III: 26 ; SEM-IV: 26 ; SEM-V: 26 ; SEM-VI: 26 ; SEM-VII: 26  
MARKS: SEM-I:487/750; SEM-II:563/750; SEM-III:491/750; SEM-IV:580/750; SEM-V:630/750; SEM-VI:584/750; SEM-VII:597/775; TOTAL: 4518/6025 (74.99%)

12281535 YADAV DEEPAK VIJAY SHARDA

61	36	54	65	18	16	18	19	77												
12	12	12	12	17	21	19	18	38	P	525										
73	48	66	77	35	37	37	37	115												
4 B	8 32	4 E	5 20	4 C	7 28	3 A	9 27	1 B	8 8	1 B	8 8	1 B	8 8	1 B	8 8	8 A	9 72	27	211	7.81

SGPI: SEM-I: 6.37 ; SEM-II: 5.65 ; SEM-III: 5.92 ; SEM-IV: 7.04 ; SEM-V: 8.65 ; SEM-VI: 7.96 ; SEM-VII: 7.92 ; CGPI: 7.16  
CREDITS: SEM-I: 27 ; SEM-II: 27 ; SEM-III: 26 ; SEM-IV: 26 ; SEM-V: 26 ; SEM-VI: 26 ; SEM-VII: 26  
MARKS: SEM-I:441/750; SEM-II:396/750; SEM-III:429/750; SEM-IV:474/750; SEM-V:560/750; SEM-VI:524/750; SEM-VII:551/775; TOTAL: 3900/6025 (64.73%)

12281536 YEWALE HARDIK SAMBHAJI SMITA

50	59	60	63	22	22	23	22	95												
18	18	13	18	21	22	23	22	46	P	617										
68	77	73	81	43	44	46	44	141												
4 C	7 28	4 A	9 36	4 B	8 32	3 O	10 30	1 O	10 10	1 O	10 10	1 O	10 10	1 O	10 10	8 O	10 80	27	246	9.11

(DIPLOMA STUDENT) SGPI: SEM-III: 6.92 ; SEM-IV: 7.42 ; SEM-V: 9.73 ; SEM-VI: 9.54 ; SEM-VII: 9.23 ; CGPI: 8.66  
CREDITS: SEM-III: 26 ; SEM-IV: 26 ; SEM-V: 26 ; SEM-VI: 26 ; SEM-VII: 26  
MARKS: SEM-III:492/750; SEM-IV:521/750; SEM-V:620/750; SEM-VI:614/750; SEM-VII:619/775; TOTAL: 3483/4525 (76.97%)

/- FEMALE, #- 0.229, @- 0.5042/0.5043, \*- 0.5045, \$- Carried Forward Grade, ~- Dyslexia, A/ABS- Absent, F- Fails, P- Passes  
RR- Reserved, RLE- Reserve for Lower Examination, RPV- Provisional, RCC- 0.5050, ADC- Admission Cancelled  
G:Grade, GP:Grade Point, C:Credits, âC:Sum of Credit Points, âCG:Sum of Product of Credits & Grades  
SGPI:Semester Grade Performance Index = âCG/âC, CGPI:Cumulative Grade Performance Index  
% Marks : 80 and Above 75-79.99 70-74.99 60-69.99 50-59.99 45-49.99 40-44.99 Less Than 40  
Grade / Gr. Pt. : O / 10 A / 9 B / 8 C / 7 D / 6 E / 5 F / 4 F / 0



SEAT_NO	NAME	<Course-I>	<Course-II>	<Course-III>	<Course-IV>	<Course-V>	<Course-VI>	<Course-VII>	<Course-VIII>	<Course-IX>	TOTAL MARKS
		Th(80/32)	Th(80/32)	Th(80/32)	Th(80/32)	Tw(25/10)	Tw(25/10)	Tw(25/10)	Tw(25/10)	Tw(100/40)	OUT OF 750
		In(20/08)	In(20/08)	In(20/08)	In(20/08)	Or(25/10)	Or(25/10)	Or/Pr(25/10)	Or/Pr(25/10)	Or(50/20)	RESULT REMARK
		Total	Total	Total	Total	Total	Total	Total	Total	Total	OUT OF 750
		C G GP C*G	C G GP C*G	C G GP C*G	C G GP C*G	C G GP C*G	C G GP C*G	C G GP C*G	C G GP C*G	C G GP C*G	àC àCG SGPI

01. ITC801	BIG DATA ANALYTICS	02. ITC802	INTERNET OF EVERYTHING	03. ITDLO8041	USER INTERACTION DESIGN
12. ILO8025	PROFESSIONAL ETHICS & CSR	17. ITL801	BIG DATA LAB	18. ITL802	INTER. OF EVERYTHING LAB
19. ITL803	DEVOPS LAB	20. ITL804	R PROGRAMMING LAB	21. ITM805	PROJECT-II

12281537 CHAUHAN DHRUVESH NITIN SHEETAL

48	59	55	47	18	16	19	20	77												
11	14	11	14	17	21	19	20	39	P	525										
59	73	66	61	35	37	38	40	116												
4 D	6 24	4 B	8 32	4 C	7 28	3 C	7 21	1 B	8 8	1 B	8 8	1 A	9 9	1 O	10 10	8 A	9 72	27	212	7.85
SGPI: SEM-I: 5.63 ; SEM-II: 5.80 ; SEM-III: 4.35 ; SEM-IV: 5.27 ; SEM-V: 8.54 ; SEM-VI: 7.81 ; SEM-VII: 7.73 ; CGPI: 6.62																				
CREDITS: SEM-I: 27 ; SEM-II: 27 ; SEM-III: 26 ; SEM-IV: 26 ; SEM-V: 26 ; SEM-VI: 26 ; SEM-VII: 26																				
MARKS: SEM-I:407/750; SEM-II:410/750; SEM-III:332/750; SEM-IV:377/750; SEM-V:546/750; SEM-VI:510/750; SEM-VII:534/775; TOTAL: 3641/6025 (60.43%)																				

12281538 /CHAURASIYA ANJALI AJITKUMAR SARITA

48	62	57	44	20	21	19	20	82												
15	15	15	16	18	22	20	19	42	P	555										
63	77	72	60	38	43	39	39	124												
4 C	7 28	4 A	9 36	4 B	8 32	3 C	7 21	1 A	9 9	1 O	10 10	1 A	9 9	1 A	9 9	8 O	10 80	27	234	8.67
SGPI: SEM-I: 7.28 ; SEM-II: 7.07 ; SEM-III: 7.04 ; SEM-IV: 8.15 ; SEM-V: 8.96 ; SEM-VI: 8.08 ; SEM-VII: 7.46 ; CGPI: 7.84																				
CREDITS: SEM-I: 27 ; SEM-II: 27 ; SEM-III: 26 ; SEM-IV: 26 ; SEM-V: 26 ; SEM-VI: 26 ; SEM-VII: 26																				
MARKS: SEM-I:506/750; SEM-II:485/750; SEM-III:498/750; SEM-IV:552/750; SEM-V:594/750; SEM-VI:553/750; SEM-VII:541/775; TOTAL: 4284/6025 (71.10%)																				

12281539 DUBE ANKIT RAJESH URMILA

32	41	40	40	18	16	19	15	85												
10	10	10	12	18	21	19	14	42	P	462										
42	51	50	52	36	37	38	29	127												
4 P	4 16	4 D	6 24	4 D	6 24	3 D	6 18	1 B	8 8	1 B	8 8	1 A	9 9	1 D	6 6	8 O	10 80	27	193	7.15
SGPI: SEM-I: 6.17 ; SEM-II: 5.74 ; SEM-III: 5.88 ; SEM-IV: 5.62 ; SEM-V: 7.92 ; SEM-VI: 7.27 ; SEM-VII: 6.88 ; CGPI: 6.58																				
CREDITS: SEM-I: 27 ; SEM-II: 27 ; SEM-III: 26 ; SEM-IV: 26 ; SEM-V: 26 ; SEM-VI: 26 ; SEM-VII: 26																				
MARKS: SEM-I:430/750; SEM-II:396/750; SEM-III:416/750; SEM-IV:394/750; SEM-V:529/750; SEM-VI:492/750; SEM-VII:499/775; TOTAL: 3618/6025 (60.05%)																				

/- FEMALE, #- 0.229, @- 0.5042/0.5043, \*- 0.5045, \$- Carried Forward Grade, ~- Dyslexia, A/ABS- Absent, F- Fails, P- Passes  
RR- Reserved, RLE- Reserve for Lower Examination, RPV- Provisional, RCC- 0.5050, ADC- Admission Cancelled  
G:Grade, GP:Grade Point, C:Credits, àC:Sum of Credit Points, àCG:Sum of Product of Credits & Grades  
SGPI:Semester Grade Performance Index = àCG/àC, CGPI:Cumulative Grade Performance Index  
% Marks : 80 and Above 75-79.99 70-74.99 60-69.99 50-59.99 45-49.99 40-44.99 Less Than 40  
Grade / Gr. Pt. : O / 10 A / 9 B / 8 C / 7 D / 6 E / 5 F / 4 F / 0

SEAT_NO	NAME	<Course-I>	<Course-II>	<Course-III>	<Course-IV>	<Course-V>	<Course-VI>	<Course-VII>	<Course-VIII>	<Course-IX>	TOTAL MARKS
		Th(80/32)	Th(80/32)	Th(80/32)	Th(80/32)	Tw(25/10)	Tw(25/10)	Tw(25/10)	Tw(25/10)	Tw(100/40)	OUT OF 750
		In(20/08)	In(20/08)	In(20/08)	In(20/08)	Or(25/10)	Or(25/10)	Or/Pr(25/10)	Or/Pr(25/10)	Or(50/20)	RESULT REMARK
		Total	Total	Total	Total	Total	Total	Total	Total	Total	
		C G GP C*G	C G GP C*G	C G GP C*G	C G GP C*G	C G GP C*G	C G GP C*G	C G GP C*G	C G GP C*G	C G GP C*G	âC âCG SGPI

01. ITC801	BIG DATA ANALYTICS	02. ITC802	INTERNET OF EVERYTHING	03. ITDLO8041	USER INTERACTION DESIGN
12. ILO8025	PROFESSIONAL ETHICS & CSR	17. ITL801	BIG DATA LAB	18. ITL802	INTER. OF EVERYTHING LAB
19. ITL803	DEVOPS LAB	20. ITL804	R PROGRAMMING LAB	21. ITM805	PROJECT-II

12281540 /GAIKWAD VANASHREE SURESH RIDDHISIDDHI

61	48	51	42	21	15	18	19	81												
11	17	12	14	19	16	19	16	42	P	522										
72	65	63	56	40	31	37	35	123												
4 B	8 32	4 C	7 28	4 C	7 28	3 D	6 18	1 O	10 10	1 C	7 7	1 B	8 8	1 B	8 8	8 O	10 80	27	219	8.11
SGPI: SEM-I: 7.56 ; SEM-II: 6.41 ; SEM-III: 7.04 ; SEM-IV: 7.00 ; SEM-V: 9.27 ; SEM-VI: 8.69 ; SEM-VII: 8.38 ; CGPI: 7.80																				
CREDITS: SEM-I: 27 ; SEM-II: 27 ; SEM-III: 26 ; SEM-IV: 26 ; SEM-V: 26 ; SEM-VI: 26 ; SEM-VII: 26																				
MARKS: SEM-I:519/750; SEM-II:453/750; SEM-III:497/750; SEM-IV:498/750; SEM-V:604/750; SEM-VI:568/750; SEM-VII:574/775; TOTAL: 4235/6025 (70.29%)																				

12281541 /GAMARE SAMRUDDHI SANTOSH SONALI

44	43	55	44	21	15	20	19	85												
16	13	13	14	19	15	21	18	45	P	520										
60	56	68	58	40	30	41	37	130												
4 C	7 28	4 D	6 24	4 C	7 28	3 D	6 18	1 O	10 10	1 C	7 7	1 O	10 10	1 B	8 8	8 O	10 80	27	213	7.89
SGPI: SEM-I: 6.30 ; SEM-II: 7.33 ; SEM-III: 6.77 ; SEM-IV: 7.62 ; SEM-V: 9.50 ; SEM-VI: 8.42 ; SEM-VII: 8.54 ; CGPI: 7.79																				
CREDITS: SEM-I: 27 ; SEM-II: 27 ; SEM-III: 26 ; SEM-IV: 26 ; SEM-V: 26 ; SEM-VI: 26 ; SEM-VII: 26																				
MARKS: SEM-I:440/750; SEM-II:514/750; SEM-III:478/750; SEM-IV:524/750; SEM-V:609/750; SEM-VI:573/750; SEM-VII:586/775; TOTAL: 4244/6025 (70.44%)																				

12281542 GHARAT YASH RAJENDRA RASHMI

49	65	60	53	22	16	20	19	91												
15	15	14	18	20	18	20	19	42	P	576										
64	80	74	71	42	34	40	38	133												
4 C	7 28	4 O	10 40	4 B	8 32	3 B	8 24	1 O	10 10	1 C	7 7	1 O	10 10	1 A	9 9	8 O	10 80	27	240	8.89
SGPI: SEM-I: 7.07 ; SEM-II: 6.93 ; SEM-III: 6.85 ; SEM-IV: 6.65 ; SEM-V: 9.08 ; SEM-VI: 8.23 ; SEM-VII: 8.54 ; CGPI: 7.78																				
CREDITS: SEM-I: 27 ; SEM-II: 27 ; SEM-III: 26 ; SEM-IV: 26 ; SEM-V: 26 ; SEM-VI: 26 ; SEM-VII: 26																				
MARKS: SEM-I:493/750; SEM-II:479/750; SEM-III:483/750; SEM-IV:475/750; SEM-V:604/750; SEM-VI:550/750; SEM-VII:585/775; TOTAL: 4245/6025 (70.46%)																				

/- FEMALE, #- 0.229, @- 0.5042/0.5043, \*- 0.5045, \$- Carried Forward Grade, ~- Dyslexia, A/ABS- Absent, F- Fails, P- Passes  
RR- Reserved, RLE- Reserve for Lower Examination, RPV- Provisional, RCC- 0.5050, ADC- Admission Cancelled  
G:Grade, GP:Grade Point, C:Credits, âC:Sum of Credit Points, âCG:Sum of Product of Credits & Grades  
SGPI:Semester Grade Performance Index = âCG/âC, CGPI:Cumulative Grade Performance Index  
% Marks : 80 and Above 75-79.99 70-74.99 60-69.99 50-59.99 45-49.99 40-44.99 Less Than 40  
Grade / Gr. Pt. : O / 10 A / 9 B / 8 C / 7 D / 6 E / 5 F / 4 F / 0



SEAT_NO	NAME	<Course-I>	<Course-II>	<Course-III>	<Course-IV>	<Course-V>	<Course-VI>	<Course-VII>	<Course-VIII>	<Course-IX>	TOTAL MARKS
		Th(80/32)	Th(80/32)	Th(80/32)	Th(80/32)	Tw(25/10)	Tw(25/10)	Tw(25/10)	Tw(25/10)	Tw(100/40)	OUT OF 750
		In(20/08)	In(20/08)	In(20/08)	In(20/08)	Or(25/10)	Or(25/10)	Or/Pr(25/10)	Or/Pr(25/10)	Or(50/20)	RESULT REMARK
		Total	Total	Total	Total	Total	Total	Total	Total	Total	
		C G GP C*G	C G GP C*G	C G GP C*G	C G GP C*G	C G GP C*G	C G GP C*G	C G GP C*G	C G GP C*G	C G GP C*G	âC âCG SGPI

01. ITC801	BIG DATA ANALYTICS	02. ITC802	INTERNET OF EVERYTHING	03. ITDLO8041	USER INTERACTION DESIGN
12. ILO8025	PROFESSIONAL ETHICS & CSR	17. ITL801	BIG DATA LAB	18. ITL802	INTER. OF EVERYTHING LAB
19. ITL803	DEVOPS LAB	20. ITL804	R PROGRAMMING LAB	21. ITM805	PROJECT-II

12281546 LAKHANI NIRMIT HITESH MEENA

46	42	41	38	19	16	20	19	95												
13	15	11	12	19	20	21	19	46	P	512										
59	57	52	50	38	36	41	38	141												
4 D	6 24	4 D	6 24	4 D	6 24	3 D	6 18	1 A	9 9	1 B	8 8	1 O	10 10	1 A	9 9	8 O	10 80	27	206	7.63

SGPI: SEM-I: 6.24 ; SEM-II: 6.63 ; SEM-III: 6.62 ; SEM-IV: 6.19 ; SEM-V: 7.65 ; SEM-VI: 7.58 ; SEM-VII: 7.69 ; CGPI: 7.03  
CREDITS: SEM-I: 27 ; SEM-II: 27 ; SEM-III: 26 ; SEM-IV: 26 ; SEM-V: 26 ; SEM-VI: 26 ; SEM-VII: 26  
MARKS: SEM-I:423/750; SEM-II:451/750; SEM-III:447/750; SEM-IV:434/750; SEM-V:515/750; SEM-VI:508/750; SEM-VII:543/775; TOTAL: 3833/6025 (63.62%)

12281547 /MALAP MANSI SUNIL SONAL

63	46	72	54	22	20	20	19	82												
15	14	14	18	21	21	21	20	42	P	584										
78	60	86	72	43	41	41	39	124												
4 A	9 36	4 C	7 28	4 O	10 40	3 B	8 24	1 O	10 10	1 O	10 10	1 O	10 10	1 A	9 9	8 O	10 80	27	247	9.15

(DIPLOMA STUDENT)

SGPI: SEM-III: 7.00 ; SEM-IV: 8.19 ; SEM-V: 9.15 ; SEM-VI: 8.58 ; SEM-VII: 8.08 ; CGPI: 8.36  
CREDITS: SEM-III: 26 ; SEM-IV: 26 ; SEM-V: 26 ; SEM-VI: 26 ; SEM-VII: 26  
MARKS: SEM-III:497/750; SEM-IV:556/750; SEM-V:605/750; SEM-VI:571/750; SEM-VII:560/775; TOTAL: 3373/4525 (74.54%)

12281548 MANE KARAN KISAN LAXMI

46	52	43	48	22	17	20	20	80												
13	13	14	15	21	20	20	20	43	P	527										
59	65	57	63	43	37	40	40	123												
4 D	6 24	4 C	7 28	4 D	6 24	3 C	7 21	1 O	10 10	1 B	8 8	1 O	10 10	1 O	10 10	8 O	10 80	27	215	7.96

SGPI: SEM-I: 6.26 ; SEM-II: 7.00 ; SEM-III: 6.23 ; SEM-IV: 7.04 ; SEM-V: 9.15 ; SEM-VI: 8.85 ; SEM-VII: 8.35 ; CGPI: 7.60  
CREDITS: SEM-I: 27 ; SEM-II: 27 ; SEM-III: 26 ; SEM-IV: 26 ; SEM-V: 26 ; SEM-VI: 26 ; SEM-VII: 26  
MARKS: SEM-I:438/750; SEM-II:477/750; SEM-III:458/750; SEM-IV:504/750; SEM-V:602/750; SEM-VI:575/750; SEM-VII:573/775; TOTAL: 4154/6025 (68.95%)

/- FEMALE, #- 0.229, @- 0.5042/0.5043, \*- 0.5045, \$- Carried Forward Grade, ~- Dyslexia, A/ABS- Absent, F- Fails, P- Passes  
RR- Reserved, RLE- Reserve for Lower Examination, RPV- Provisional, RCC- 0.5050, ADC- Admission Cancelled  
G:Grade, GP:Grade Point, C:Credits, âC:Sum of Credit Points, âCG:Sum of Product of Credits & Grades  
SGPI:Semester Grade Performance Index = âCG/âC, CGPI:Cumulative Grade Performance Index  
% Marks : 80 and Above 75-79.99 70-74.99 60-69.99 50-59.99 45-49.99 40-44.99 Less Than 40  
Grade / Gr. Pt. : O / 10 A / 9 B / 8 C / 7 D / 6 E / 5 F / 4 F / 0

SEAT_NO	NAME	<Course-I> Th(80/32) In(20/08) Total C G GP C*G	<Course-II> Th(80/32) In(20/08) Total C G GP C*G	<Course-III> Th(80/32) In(20/08) Total C G GP C*G	<Course-IV> Th(80/32) In(20/08) Total C G GP C*G	<Course-V> Tw(25/10) Or(25/10) Total C G GP C*G	<Course-VI> Tw(25/10) Or(25/10) Total C G GP C*G	<Course-VII> Tw(25/10) Or/Pr(25/10) Total C G GP C*G	<Course-VIII> Tw(25/10) Or/Pr(25/10) Total C G GP C*G	<Course-IX> Tw(100/40) Or(50/20) Total C G GP C*G	RESULT	REMARK	TOTAL MARKS OUT OF 750
---------	------	-------------------------------------------------------------	--------------------------------------------------------------	---------------------------------------------------------------	--------------------------------------------------------------	-------------------------------------------------------------	--------------------------------------------------------------	------------------------------------------------------------------	-------------------------------------------------------------------	---------------------------------------------------------------	--------	--------	---------------------------

01. ITC801	BIG DATA ANALYTICS												
12. ILO8025	PROFESSIONAL ETHICS & CSR												
19. ITL803	DEVOPS LAB												
02. ITC802	INTERNET OF EVERYTHING												
17. ITL801	BIG DATA LAB												
21. ITM805	R PROGRAMMING LAB												
03. ITDLO8041	USER INTERACTION DESIGN												
18. ITL802	INTER. OF EVERYTHING LAB												

12281549 MANWAR ATUL BHIMRAO SHALINI

38	55	57	42	22	17	19	20	91					
17	15	14	16	22	18	19	20	43	P				545
55	70	71	58	44	35	38	40	134					
4 D	6 24	4 B 8 32	4 B 8 32	3 D 6 18	1 O 10 10	1 B 8 8	1 A 9 9	1 O 10 10	8 O 10 80	27	223	8.26	

SGPI: SEM-I: 6.52 ; SEM-II: 6.67 ; SEM-III: 7.27 ; SEM-IV: 8.58 ; SEM-V: 8.88 ; SEM-VI: 8.92 ; SEM-VII: 8.23 ; CGPI: 7.91  
CREDITS: SEM-I: 27 ; SEM-II: 27 ; SEM-III: 26 ; SEM-IV: 26 ; SEM-V: 26 ; SEM-VI: 26 ; SEM-VII: 26  
MARKS: SEM-I:469/750; SEM-II:455/750; SEM-III:518/750; SEM-IV:577/750; SEM-V:587/750; SEM-VI:584/750; SEM-VII:570/775; TOTAL: 4305/6025 (71.45%)

12281550 MORE HRIDAYESH SANJAY SANJIWANI

67	45	46	40	22	20	19	18	91					
15	15	12	16	22	20	19	14	42	P				543
82	60	58	56	44	40	38	32	133					
4 O	10 40	4 C 7 28	4 D 6 24	3 D 6 18	1 O 10 10	1 O 10 10	1 A 9 9	1 C 7 7	8 O 10 80	27	226	8.37	

SGPI: SEM-I: 6.48 ; SEM-II: 5.94 ; SEM-III: 5.42 ; SEM-IV: 5.85 ; SEM-V: 9.23 ; SEM-VI: 8.15 ; SEM-VII: 8.35 ; CGPI: 7.22  
CREDITS: SEM-I: 27 ; SEM-II: 27 ; SEM-III: 26 ; SEM-IV: 26 ; SEM-V: 26 ; SEM-VI: 26 ; SEM-VII: 26  
MARKS: SEM-I:459/750; SEM-II:418/750; SEM-III:393/750; SEM-IV:400/750; SEM-V:597/750; SEM-VI:544/750; SEM-VII:572/775; TOTAL: 3926/6025 (65.16%)

12281551 PATANKAR PARAG CHANDRAKANT SUCHITRA

21F	32E	34E	36E	22E	19E	20E	19E	87E					
13E	14E	9E	10E	21E	19E	19E	15E	46E	F				456
--	46	43	46	43	38	39	34	133					
-- --	4 E 5 20	4 P 4 16	3 E 5 15	1 O 10 10	1 A 9 9	1 A 9 9	1 C 7 7	8 O 10 80	23	166	--		

SGPI: SEM-I: 7.39 ; SEM-II: 6.67 ; SEM-III: 8.65 ; SEM-IV: 7.46 ; SEM-V: 9.23 ; SEM-VI: 7.85 ; SEM-VII: 7.54 ; CGPI: --  
CREDITS: SEM-I: 27 ; SEM-II: 27 ; SEM-III: 26 ; SEM-IV: 26 ; SEM-V: 26 ; SEM-VI: 26 ; SEM-VII: 26  
MARKS: SEM-I:492/750; SEM-II:467/750; SEM-III:553/750; SEM-IV:524/750; SEM-V:593/750; SEM-VI:525/750; SEM-VII:527/775; TOTAL: --

/- FEMALE, #- 0.229, @- 0.5042/0.5043, \*- 0.5045, \$- Carried Forward Grade, ~- Dyslexia, A/ABS- Absent, F- Fails, P- Passes  
RR- Reserved, RLE- Reserve for Lower Examination, RPV- Provisional, RCC- 0.5050, ADC- Admission Cancelled  
G:Grade, GP:Grade Point, C:Credits, aC:Sum of Credit Points, aCG:Sum of Product of Credits & Grades  
SGPI:Semester Grade Performance Index = aCG/aC, CGPI:Cumulative Grade Performance Index  
% Marks : 80 and Above 75-79.99 70-74.99 60-69.99 50-59.99 45-49.99 40-44.99 Less Than 40  
Grade / Gr. Pt. : O / 10 A / 9 B / 8 C / 7 D / 6 E / 5 F / 4 F / 0

SEAT_NO	NAME	<Course-I>	<Course-II>	<Course-III>	<Course-IV>	<Course-V>	<Course-VI>	<Course-VII>	<Course-VIII>	<Course-IX>	TOTAL MARKS
		Th(80/32)	Th(80/32)	Th(80/32)	Th(80/32)	Tw(25/10)	Tw(25/10)	Tw(25/10)	Tw(25/10)	Tw(100/40)	OUT OF 750
		In(20/08)	In(20/08)	In(20/08)	In(20/08)	Or(25/10)	Or(25/10)	Or/Pr(25/10)	Or/Pr(25/10)	Or(50/20)	RESULT REMARK
		Total	Total	Total	Total	Total	Total	Total	Total	Total	
		C G GP C*G	C G GP C*G	C G GP C*G	C G GP C*G	C G GP C*G	C G GP C*G	C G GP C*G	C G GP C*G	C G GP C*G	âC âCG SGPI

01. ITC801	BIG DATA ANALYTICS	02. ITC802	INTERNET OF EVERYTHING	03. ITDLO8041	USER INTERACTION DESIGN															
12. ILO8025	PROFESSIONAL ETHICS & CSR	17. ITL801	BIG DATA LAB	18. ITL802	INTER. OF EVERYTHING LAB															
19. ITL803	DEVOPS LAB	20. ITL804	R PROGRAMMING LAB	21. ITM805	PROJECT-II															
-----																				
12281552 /PATIL RIYA MAHESH MAMTA																				
39	55	44	52	20	14	18	19	83												
14	11	10	15	20	17	18	18	44	P		511									
53	66	54	67	40	31	36	37	127												
4 D	6 24	4 C	7 28	4 D	6 24	3 C	7 21	1 O	10 10	1 C	7 7	1 B	8 8	1 B	8 8	8 O	10 80	27	210	7.78
SGPI: SEM-I: 5.98 ; SEM-II: 5.43 ; SEM-III: 5.23 ; SEM-IV: 6.88 ; SEM-V: 9.23 ; SEM-VI: 8.15 ; SEM-VII: 7.65 ; CGPI: 7.03																				
CREDITS: SEM-I: 27 ; SEM-II: 27 ; SEM-III: 26 ; SEM-IV: 26 ; SEM-V: 26 ; SEM-VI: 26 ; SEM-VII: 26																				
MARKS: SEM-I:428/750; SEM-II:409/750; SEM-III:394/750; SEM-IV:479/750; SEM-V:606/750; SEM-VI:543/750; SEM-VII:537/775; TOTAL: 3907/6025 (64.85%)																				

-----																				
12281553 PATRE PRANAY VASANT VRUSHALI																				
45	59	55	46	22	18	19	19	87												
13	18	14	17	21	18	20	18	46	P		555									
58	77	69	63	43	36	39	37	133												
4 D	6 24	4 A	9 36	4 C	7 28	3 C	7 21	1 O	10 10	1 B	8 8	1 A	9 9	1 B	8 8	8 O	10 80	27	224	8.30
SGPI: SEM-I: 6.04 ; SEM-II: 6.11 ; SEM-III: 6.04 ; SEM-IV: 7.23 ; SEM-V: 9.08 ; SEM-VI: 8.54 ; SEM-VII: 8.42 ; CGPI: 7.46																				
CREDITS: SEM-I: 27 ; SEM-II: 27 ; SEM-III: 26 ; SEM-IV: 26 ; SEM-V: 26 ; SEM-VI: 26 ; SEM-VII: 26																				
MARKS: SEM-I:435/750; SEM-II:430/750; SEM-III:442/750; SEM-IV:514/750; SEM-V:598/750; SEM-VI:566/750; SEM-VII:581/775; TOTAL: 4121/6025 (68.40%)																				

-----																				
12281554 SHAH ANIKET ALPESH HETAL																				
51	49	53	38	19	21	19	20	85												
14	14	13	15	18	22	20	20	45	P		536									
65	63	66	53	37	43	39	40	130												
4 C	7 28	4 C	7 28	4 C	7 28	3 D	6 18	1 B	8 8	1 O	10 10	1 A	9 9	1 O	10 10	8 O	10 80	27	219	8.11
SGPI: SEM-I: 7.91 ; SEM-II: 6.85 ; SEM-III: 5.23 ; SEM-IV: 6.08 ; SEM-V: 8.85 ; SEM-VI: 8.46 ; SEM-VII: 8.77 ; CGPI: 7.53																				
CREDITS: SEM-I: 27 ; SEM-II: 27 ; SEM-III: 26 ; SEM-IV: 26 ; SEM-V: 26 ; SEM-VI: 26 ; SEM-VII: 26																				
MARKS: SEM-I:528/750; SEM-II:480/750; SEM-III:390/750; SEM-IV:430/750; SEM-V:577/750; SEM-VI:553/750; SEM-VII:585/775; TOTAL: 4079/6025 (67.70%)																				

-----  
 /- FEMALE, #- 0.229, @- 0.5042/0.5043, \*- 0.5045, \$- Carried Forward Grade, ~- Dyslexia, A/ABS- Absent, F- Fails, P- Passes  
 RR- Reserved, RLE- Reserve for Lower Examination, RPV- Provisional, RCC- 0.5050, ADC- Admission Cancelled  
 G:Grade, GP:Grade Point, C:Credits, âC:Sum of Credit Points, âCG:Sum of Product of Credits & Grades  
 SGPI:Semester Grade Performance Index = âCG/âC, CGPI:Cumulative Grade Performance Index  
 % Marks : 80 and Above 75-79.99 70-74.99 60-69.99 50-59.99 45-49.99 40-44.99 Less Than 40  
 Grade / Gr. Pt. : O / 10 A / 9 B / 8 C / 7 D / 6 E / 5 F / 4 F / 0  
 -----

SEAT_NO	NAME	<Course-I>	<Course-II>	<Course-III>	<Course-IV>	<Course-V>	<Course-VI>	<Course-VII>	<Course-VIII>	<Course-IX>	TOTAL MARKS	OUT OF 750								
Th(80/32)	Th(80/32)	Th(80/32)	Th(80/32)	Tw(25/10)	Tw(25/10)	Tw(25/10)	Tw(25/10)	Tw(25/10)	Tw(100/40)	RESULT REMARK	OUT OF 750									
In(20/08)	In(20/08)	In(20/08)	In(20/08)	Or(25/10)	Or(25/10)	Or/Pr(25/10)	Or/Pr(25/10)	Or(50/20)												
Total	Total	Total	Total	Total	Total	Total	Total	Total												
C G GP C*G	C G GP C*G	C G GP C*G	C G GP C*G	C G GP C*G	C G GP C*G	C G GP C*G	C G GP C*G	C G GP C*G	C G GP C*G	âC	âCG	SGPI								
01. ITC801	BIG DATA ANALYTICS			02. ITC802	INTERNET OF EVERYTHING			03. ITDLO8041	USER INTERACTION DESIGN											
12. ILO8025	PROFESSIONAL ETHICS & CSR			17. ITL801	BIG DATA LAB			18. ITL802	INTER. OF EVERYTHING LAB											
19. ITL803	DEVOPS LAB			20. ITL804	R PROGRAMMING LAB			21. ITM805	PROJECT-II											
-----																				
12281555	SHINDE PRITAM SANJAY NEELAM																			
57	44	39	40	22	20	19	17	87												
13	16	15	14	20	20	20	17	46	P		526									
70	60	54	54	42	40	39	34	133												
4 B	8 32	4 C	7 28	4 D	6 24	3 D	6 18	1 O	10 10	1 O	10 10	1 A	9 9	1 C	7 7	8 O	10 80	27	218	8.07
SGPI: SEM-I: 5.93 ; SEM-II: 6.13 ; SEM-III: 6.42 ; SEM-IV: 7.04 ; SEM-V: 8.77 ; SEM-VI: 7.62 ; SEM-VII: 7.65 ; CGPI: 7.20																				
CREDITS: SEM-I: 27 ; SEM-II: 27 ; SEM-III: 26 ; SEM-IV: 26 ; SEM-V: 26 ; SEM-VI: 26 ; SEM-VII: 26																				
MARKS: SEM-I:424/750; SEM-II:424/750; SEM-III:437/750; SEM-IV:477/750; SEM-V:571/750; SEM-VI:519/750; SEM-VII:542/775; TOTAL: 3920/6025 (65.06%)																				
-----																				
12281556	/TAWRE SHREYA RAJENDRA RAJESHWARI																			
42	40	44	44	20	15	19	20	84												
14	11	12	13	20	18	19	19	44	P		498									
56	51	56	57	40	33	38	39	128												
4 D	6 24	4 D	6 24	4 D	6 24	3 D	6 18	1 O	10 10	1 C	7 7	1 A	9 9	1 A	9 9	8 O	10 80	27	205	7.59
SGPI: SEM-I: 5.59 ; SEM-II: 5.59 ; SEM-III: 4.58 ; SEM-IV: 4.77 ; SEM-V: 8.69 ; SEM-VI: 7.65 ; SEM-VII: 7.88 ; CGPI: 6.54																				
CREDITS: SEM-I: 27 ; SEM-II: 27 ; SEM-III: 26 ; SEM-IV: 26 ; SEM-V: 26 ; SEM-VI: 26 ; SEM-VII: 26																				
MARKS: SEM-I:401/750; SEM-II:392/750; SEM-III:361/750; SEM-IV:381/750; SEM-V:559/750; SEM-VI:524/750; SEM-VII:547/775; TOTAL: 3663/6025 (60.80%)																				
-----																				
12281557	VAGHANI RAM BHIKHALAL HARSHABEN																			
40	50	51	42	18	17	19	19	85												
11	11	10	17	19	20	19	18	42	P		508									
51	61	61	59	37	37	38	37	127												
4 D	6 24	4 C	7 28	4 C	7 28	3 D	6 18	1 B	8 8	1 B	8 8	1 A	9 9	1 B	8 8	8 O	10 80	27	211	7.81
SGPI: SEM-I: 5.19 ; SEM-II: 6.17 ; SEM-III: 5.96 ; SEM-IV: 5.46 ; SEM-V: 8.38 ; SEM-VI: 7.77 ; SEM-VII: 7.50 ; CGPI: 6.77																				
CREDITS: SEM-I: 27 ; SEM-II: 27 ; SEM-III: 26 ; SEM-IV: 26 ; SEM-V: 26 ; SEM-VI: 26 ; SEM-VII: 26																				
MARKS: SEM-I:395/750; SEM-II:434/750; SEM-III:424/750; SEM-IV:390/750; SEM-V:549/750; SEM-VI:522/750; SEM-VII:539/775; TOTAL: 3761/6025 (62.42%)																				
-----																				
/- FEMALE, #- 0.229, @- 0.5042/0.5043, *- 0.5045, \$- Carried Forward Grade, ~- Dyslexia, A/ABS- Absent, F- Fails, P- Passes																				
RR- Reserved, RLE- Reserve for Lower Examination, RPV- Provisional, RCC- 0.5050, ADC- Admission Cancelled																				
G:Grade, GP:Grade Point, C:Credits, âC:Sum of Credit Points, âCG:Sum of Product of Credits & Grades																				
SGPI:Semester Grade Performance Index = âCG/âC, CGPI:Cumulative Grade Performance Index																				
% Marks : 80 and Above 75-79.99 70-74.99 60-69.99 50-59.99 45-49.99 40-44.99 Less Than 40																				
Grade / Gr. Pt. : O / 10 A / 9 B / 8 C / 7 D / 6 E / 5 F / 4 F / 0																				

SEAT NO NAME

<Course-I>	<Course-II>	<Course-III>	<Course-IV>	<Course-V>	<Course-VI>	<Course-VII>	<Course-VIII>	<Course-IX>	TOTAL MARKS
Th(80/32)	Th(80/32)	Th(80/32)	Th(80/32)	Tw(25/10)	Tw(25/10)	Tw(25/10)	Tw(25/10)	Tw(100/40)	
In(20/08)	In(20/08)	In(20/08)	In(20/08)	Or(25/10)	Or(25/10)	Or/Pr(25/10)	Or/Pr(25/10)	Or(50/20)	RESULT REMARK
Total	Total	Total	Total	Total	Total	Total	Total	Total	OUT OF 750
C G GP C*G	C G GP C*G	C G GP C*G	C G GP C*G	C G GP C*G	C G GP C*G	C G GP C*G	C G GP C*G	C G GP C*G	aC aCG SGPI

01. ITC801	BIG DATA ANALYTICS	02. ITC802	INTERNET OF EVERYTHING	03. ITDL08041	USER INTERACTION DESIGN
12. ILO8025	PROFESSIONAL ETHICS & CSR	17. ITL801	BIG DATA LAB	18. ITL802	INTER. OF EVERYTHING LAB
19. ITL803	DEVOPS LAB	20. ITL804	R PROGRAMMING LAB	21. ITM805	PROJECT-II

12281558 /YADAV JYOTI DHARMENDRA REETA

41	37	44	51	20	14	18	19	82												
14	13	10	15	18	17	18	18	42	P	491										
55	50	54	66	38	31	36	37	124												
4 D	6 24	4 D	6 24	4 D	6 24	3 C	7 21	1 A	9 9	1 C	7 7	1 B	8 8	1 B	8 8	8 0	10 80	27	205	7.59

SGPI: SEM-I: 6.37 ; SEM-II: 5.83 ; SEM-III: 6.15 ; SEM-IV: 6.96 ; SEM-V: 8.81 ; SEM-VI: 8.23 ; SEM-VII: 7.15 ; CGPI: 7.13

CREDITS: SEM-I: 27 ; SEM-II: 27 ; SEM-III: 26 ; SEM-IV: 26 ; SEM-V: 26 ; SEM-VI: 26 ; SEM-VII: 26

MARKS: SEM-I:447/750; SEM-II:415/750; SEM-III:438/750; SEM-IV:486/750; SEM-V:581/750; SEM-VI:547/750; SEM-VII:518/775; TOTAL: 3923/6025 (65.11%)

/- FEMALE, #- 0.229, @- 0.5042/0.5043, \*- 0.5045, S- Carried Forward Grade, -- Dyslexia, A/ABS- Absent, F- Fails, P- Passes

RR- Reserved, RLE- Reserve for Lower Examination, RPV- Provisional, RCC- 0.5050, ADC- Admission Cancelled  
G:Grade, GP:Grade Point, C:Credits, aC:Sum of Credit Points, aCG:Sum of Product of Credits & Grades

SGPI:Semester Grade Performance Index = aCG/aC, CGPI:Cumulative Grade Performance Index

% Marks : 80 and Above 75-79.99 70-74.99 60-69.99 50-59.99 45-49.99 40-44.99 Less Than 40

Grade / Gr. Pt. : 0 / 10 A / 9 B / 8 C / 7 D / 6 E / 5 P / 4 F / 0



HEAD  
Dept. of Information Technology  
Vidyavardhini's College of  
Engineering and Technology.  
Vasai Road 401 202.



06/2022

**VIDYAVARDHINI'S COLLEGE OF ENGG. & TECH. VASAI ROAD**

**Result of B.E /Civil Engineering /Semester VIII(CBCGS) May-2022**

	VCET	University
Number of Candidates Registered	68	Percentage record not received from university
Admitted	68	
Absent	Nil	
Appeared	68	
Pass	67	
RLE	Nil	
Fail	01	
PPR	Nil	
Pass Percentage	98.53	

**BREAK UP OF SUCCESSFUL CANDIDATES**

DISTINCTION	37
I Class	29
II Class	01
Pass	Nil
Pass (RLE)	Nil

**Meritorious students**

Sr. No.	Seat No.	Name	VCET Rank	CGPI	VCET pass%
1	6280698	Sutrave Manthan Santosh Sarika	1 <sup>st</sup>	9.59	82.90
2	6280719	/Ghorai Piya Provash Mousumi	2 <sup>nd</sup>	9.57	84.28
3	6280731	Bavdane Ashish Balkrishna Manjula	3 <sup>rd</sup>	9.54	84.06
4	6280725	/Panchal Ayusha Yogesh Maya	4 <sup>th</sup>	9.32	82.36
5	6280697	Singh Aryan Shartughan Shanti	5 <sup>th</sup>	9.28	82.43
6	6280712	Purohit Jignesh Prakash Devi	6 <sup>th</sup>	9.24	79.82
7	6280674	Govalkar Saheel Shailesh Aarti	7 <sup>th</sup>	9.01	79.83
	6280732	Chaudhari Rahul Pravin Manju	7 <sup>th</sup>	9.01	78.74
8	6280678	Naik Mithil Ravindra Madhuri	8 <sup>th</sup>	8.89	79.52
9	6280723	/Morajkar Amisha Ankush Anita	9 <sup>th</sup>	8.88	79.39
10	6280695	/Shinde Sneha Santosh Smita	10 <sup>th</sup>	8.72	77.57

V.V.P.A.M.  
Exam. Section



SEAT NO	NAME	<--- Course-I --->		<--- Course-II --->		<--- Course-III --->		<Course-IV>	<Course-V>	RESULT	REMARK	TOTAL MARKS
		Th(80/32)	Tw(25/10)	Th(80/32)	Tw(25/10)	Th(80/32)	Tw(25/10)	Th(80/32)	Tw(50/20)			OUT OF 650
		In(20/08)	Or(25/10)	In(20/08)	Or(25/10)	In(20/08)	Or(25/10)	In(20/08)	Or(50/20)			
		Total	Total	Total	Total	Total	Total	Total	Total			
		C G GP C*G	C G GP C*G	C G GP C*G	C G GP C*G	C G GP C*G	C G GP C*G	C G GP C*G	C G GP C*G	腓	腓G	SGPI
01. CE-C801	DES. & DRAW. OF R.C.STRU.			02. CE-C802	CONSTRUCTION MANAGEMENT				04. CE-DLO8032	INDUSTRIAL WASTE TREAT.		
10. ILO8021	PROJECT MANAGEMENT			19. CE-P804	PROJECT-PART II							
-----												
6280665	AGGARWAL PULKIT SHAMSUNDER POONAM											
51	20	56	21	60	19	56	45					
15	21	18	21	14	17	19	44		P			497
66	41	74	42	74	36	75	89					
4 C	7 28	1 O 10 10	4 B 8 32	1 O 10 10	4 B 8 32	1 B 8 8	3 A 9 27	6 O 10 60	24	207	8.63	
SGPI: SEM-I: 6.41 ; SEM-II: 6.02 ; SEM-III: 6.39 ; SEM-IV: 7.02 ; SEM-V: 9.00 ; SEM-VI: 9.85 ; SEM-VII: 9.93 ; CGPI: 7.92												
CREDITS: SEM-I: 27.0 ; SEM-II: 27.0 ; SEM-III: 23.0 ; SEM-IV: 27.0 ; SEM-V: 27.0 ; SEM-VI: 26.0 ; SEM-VII: 27.0												
MARKS: SEM-I:450/750; SEM-II:433/750; SEM-III:438/725; SEM-IV:586/900; SEM-V:752/950; SEM-VI:792/925; SEM-VII:648/775; TOTAL: 4596/6425 (71.53%)												
-----												
6280666	AHIRE RAHUL SAHEBRAO VANITA											
19F	19E	39E	17E	48E	18E	49E	38E					
10E	20E	10E	17E	12E	16E	14E	38E		F			384
--	39	49	34	60	34	63	76					
-- --	1 A 9 9	4 E 5 20	1 C 7 7	4 C 7 28	1 C 7 7	3 C 7 21	6 A 9 54	20	146	--		
SGPI: SEM-I: 5.74 ; SEM-II: 5.98 ; SEM-III: 5.87 ; SEM-IV: 6.07 ; SEM-V: 8.85 ; SEM-VI: 9.42 ; SEM-VII: 9.11 ; CGPI: --												
CREDITS: SEM-I: 27.0 ; SEM-II: 27.0 ; SEM-III: 23.0 ; SEM-IV: 27.0 ; SEM-V: 27.0 ; SEM-VI: 26.0 ; SEM-VII: 27.0												
MARKS: SEM-I:410/750; SEM-II:424/750; SEM-III:405/725; SEM-IV:509/900; SEM-V:743/950; SEM-VI:735/925; SEM-VII:604/775; TOTAL: --												
-----												
6280667	/ALAVE GAURAVI DAYANAND ASHA											
54	21	49	23	64	21	54	44					
16	22	18	21	16	21	20	44		P			508
70	43	67	44	80	42	74	88					
4 B	8 32	1 O 10 10	4 C 7 28	1 O 10 10	4 O 10 40	1 O 10 10	3 B 8 24	6 O 10 60	24	214	8.92	
SGPI: SEM-I: 7.07 ; SEM-II: 7.44 ; SEM-III: 7.70 ; SEM-IV: 8.59 ; SEM-V: 9.56 ; SEM-VI: 9.96 ; SEM-VII: 9.93 ; CGPI: 8.65												
CREDITS: SEM-I: 27.0 ; SEM-II: 27.0 ; SEM-III: 23.0 ; SEM-IV: 27.0 ; SEM-V: 27.0 ; SEM-VI: 26.0 ; SEM-VII: 27.0												
MARKS: SEM-I:505/750; SEM-II:518/750; SEM-III:515/725; SEM-IV:703/900; SEM-V:826/950; SEM-VI:827/925; SEM-VII:698/775; TOTAL: 5100/6425 (79.38%)												
-----												
/- FEMALE, #- 0.229, @- 0.5042/0.5043, *- 0.5045, \$- Carried Forward Grade, -- Dyslexia, A/ABS- Absent, F- Fails, P- Passes												
RR- Reserved, RLE- Reserve for Lower Examination, RPV- Provisional, RCC- 0.5050, ADC- Admission Cancelled												
G:Grade, GP:Grade Point, C:Credits, 腓:Sum of Credit Points, 腓G:Sum of Product of Credits & Grades												
SGPI:Semester Grade Performance Index = 腓G/腓, CGPI:Cumulative Grade Performance Index												
% Marks : 80 and Above 75-79.99 70-74.99 60-69.99 50-59.99 40-44.99 Less Than 40												
Grade / Gr. Pt. : O / 10 A / 9 B / 8 C / 7 D / 6 E / 5 P / 4 F / 0												

SEAT NO	NAME	Course-I		Course-II		Course-III		Course-IV		Course-V		RESULT	REMARK	TOTAL MARKS
Th(80/32)	Tw(25/10)	Th(80/32)	Tw(25/10)	Th(80/32)	Tw(25/10)	Th(80/32)	Tw(25/10)	Th(80/32)	Tw(50/20)					OUT OF 650
In(20/08)	Or(25/10)	In(20/08)	Or(25/10)	In(20/08)	Or(25/10)	In(20/08)	Or(25/10)	In(20/08)	Or(50/20)					
Total	Total	Total	Total	Total	Total	Total	Total	Total	Total					
C G GP C*G	C G GP C*G	C G GP C*G	C G GP C*G	C G GP C*G	C G GP C*G	C G GP C*G	C G GP C*G	C G GP C*G	C G GP C*G	腓	腓G	SGPI		
01. CE-C801	DES. & DRAW. OF R.C.STRU.	02. CE-C802	CONSTRUCTION MANAGEMENT	04. CE-DLO8032	INDUSTRIAL WASTE TREAT.									
10. ILO8021	PROJECT MANAGEMENT	19. CE-P804	PROJECT-PART II											
6280668	BIRWADKAR HRITIK RAMESH	RENUKA												
52	21	63	22	64	19	61	44							515
14	22	18	20	13	20	18	44							P
66	43	81	42	77	39	79	88							
4 C	7 28	1 O 10 10	4 O 10 40	1 O 10 10	4 A 9 36	1 A 9 9	3 A 9 27	6 O 10 60	24	220	9.17			
SGPI: SEM-I: 6.67 ; SEM-II: 6.74 ; SEM-III: 8.17 ; SEM-IV: 8.59 ; SEM-V: 9.48 ; SEM-VI: 9.88 ; SEM-VII:10.00 ; CGPI: 8.58														
CREDITS: SEM-I: 27.0 ; SEM-II: 27.0 ; SEM-III: 23.0 ; SEM-IV: 27.0 ; SEM-V: 27.0 ; SEM-VI: 26.0 ; SEM-VII: 27.0														
MARKS: SEM-I:471/750; SEM-II:480/750; SEM-III:521/725; SEM-IV:678/900; SEM-V:796/950; SEM-VI:789/925; SEM-VII:662/775; TOTAL: 4912/6425 (76.45%)														
6280669	CHAUDHARI SARVESH DNYANESHWAR	SUNITA												
34	18	39	16	43	16	47	40							381
11	16	10	18	8	13	12	40							P
45	34	49	34	51	29	59	80							
4 E	5 20	1 C 7 7	4 E 5 20	1 C 7 7	4 D 6 24	1 D 6 6	3 D 6 18	6 O 10 60	24	162	6.75			
SGPI: SEM-I: 5.15 ; SEM-II: 5.06 ; SEM-III: 6.35 ; SEM-IV: 6.94 ; SEM-V: 8.26 ; SEM-VI: 8.85 ; SEM-VII: 8.89 ; CGPI: 7.04														
CREDITS: SEM-I: 27.0 ; SEM-II: 27.0 ; SEM-III: 23.0 ; SEM-IV: 27.0 ; SEM-V: 27.0 ; SEM-VI: 26.0 ; SEM-VII: 27.0														
MARKS: SEM-I:375/750; SEM-II:370/750; SEM-III:413/725; SEM-IV:529/900; SEM-V:673/950; SEM-VI:708/925; SEM-VII:595/775; TOTAL: 4044/6425 (62.94%)														
6280670	DESHPANDE VARAD RAOSAHEB	SUCHETA												
55	19	49	19	54	18	59	44							460
12	20	8	18	11	17	13	44							P
67	39	57	37	65	35	72	88							
4 C	7 28	1 A 9 9	4 D 6 24	1 B 8 8	4 C 7 28	1 B 8 8	3 B 8 24	6 O 10 60	24	189	7.88			
SGPI: SEM-I: 6.74 ; SEM-II: 6.11 ; SEM-III: 6.39 ; SEM-IV: 6.78 ; SEM-V: 9.04 ; SEM-VI: 9.62 ; SEM-VII: 9.37 ; CGPI: 7.76														
CREDITS: SEM-I: 27.0 ; SEM-II: 27.0 ; SEM-III: 23.0 ; SEM-IV: 27.0 ; SEM-V: 27.0 ; SEM-VI: 26.0 ; SEM-VII: 27.0														
MARKS: SEM-I:457/750; SEM-II:436/750; SEM-III:439/725; SEM-IV:555/900; SEM-V:744/950; SEM-VI:756/925; SEM-VII:619/775; TOTAL: 4466/6425 (69.51%)														
/- FEMALE, #- 0.229, @- 0.5042/0.5043, *- 0.5045, \$- Carried Forward Grade, -- Dyslexia, A/ABS- Absent, F- Fails, P- Passes														
RR- Reserved, RLE- Reserve for Lower Examination, RPV- Provisional, RCC- 0.5050, ADC- Admission Cancelled														
G:Grade, GP:Grade Point, C:Credits, 腓:Sum of Credit Points, 腓G:Sum of Product of Credits & Grades														
SGPI:Semester Grade Performance Index = 腓G/腓, CGPI:Cumulative Grade Performance Index														
% Marks : 80 and Above 75-79.99 70-74.99 60-69.99 50-59.99 40-44.99 Less Than 40														
Grade / Gr. Pt. : O / 10 A / 9 B / 8 C / 7 D / 6 E / 5 P / 4 F / 0														

SEAT_NO	NAME	<----- Course-I ----- >		<----- Course-II ----- >		<----- Course-III ----- >		<Course-IV>	<Course-V>	TOTAL MARKS
		Th(80/32)	Tw(25/10)	Th(80/32)	Tw(25/10)	Th(80/32)	Tw(25/10)	Th(80/32)	Tw(50/20)	OUT OF 650
		In(20/08)	Or(25/10)	In(20/08)	Or(25/10)	In(20/08)	Or(25/10)	In(20/08)	Or(50/20)	RESULT REMARK
		Total	Total	Total	Total	Total	Total	Total	Total	
		C G GP C*G	C G GP C*G	C G GP C*G	C G GP C*G	C G GP C*G	C G GP C*G	C G GP C*G	C G GP C*G	腓 腓G SGPI
01. CE-C801	DES. & DRAW. OF R.C.STRU.			02. CE-C802	CONSTRUCTION MANAGEMENT		04. CE-DLO8032		INDUSTRIAL WASTE TREAT.	
10. ILO8021	PROJECT MANAGEMENT			19. CE-P804	PROJECT-PART II					
6280671	DONGRE LAUKIK HEMANT VAISHALI									
		54	21	59	21	58	21	51	45	
		14	20	15	19	11	18	19	43	P 489
		68	41	74	40	69	39	70	88	
		4 C 7 28	1 O 10 10	4 B 8 32	1 O 10 10	4 C 7 28	1 A 9 9	3 B 8 24	6 O 10 60	24 201 8.38
		SGPI: SEM-I: 6.46 ; SEM-II: 6.50 ; SEM-III: 5.65 ; SEM-IV: 6.20 ; SEM-V: 8.70 ; SEM-VI: 9.23 ; SEM-VII: 9.48 ; CGPI: 7.59								
		CREDITS: SEM-I: 27.0 ; SEM-II: 27.0 ; SEM-III: 23.0 ; SEM-IV: 27.0 ; SEM-V: 27.0 ; SEM-VI: 26.0 ; SEM-VII: 27.0								
		MARKS: SEM-I:467/750; SEM-II:462/750; SEM-III:389/725; SEM-IV:515/900; SEM-V:728/950; SEM-VI:729/925; SEM-VII:629/775; TOTAL: 4408/6425 (68.61%)								
6280672	GAVALI VIRAJ VIJAYKUMAR SUDHA									
		35	21	67	21	44	19	50	45	
		12	20	14	21	10	17	16	44	P 456
		47	41	81	42	54	36	66	89	
		4 E 5 20	1 O 10 10	4 O 10 40	1 O 10 10	4 D 6 24	1 B 8 8	3 C 7 21	6 O 10 60	24 193 8.04
		SGPI: SEM-I: 6.02 ; SEM-II: 6.09 ; SEM-III: 6.22 ; SEM-IV: 5.59 ; SEM-V: 8.78 ; SEM-VI: 9.27 ; SEM-VII: 9.22 ; CGPI: 7.41								
		CREDITS: SEM-I: 27.0 ; SEM-II: 27.0 ; SEM-III: 23.0 ; SEM-IV: 27.0 ; SEM-V: 27.0 ; SEM-VI: 26.0 ; SEM-VII: 27.0								
		MARKS: SEM-I:435/750; SEM-II:440/750; SEM-III:412/725; SEM-IV:490/900; SEM-V:715/950; SEM-VI:733/925; SEM-VII:624/775; TOTAL: 4305/6425 (67.00%)								
6280673	GOLATKAR YOMIT JITENDRA SHUBHADA									
		45	20	56	20	60	17	56	44	
		12	19	18	18	10	19	19	44	P 477
		57	39	74	38	70	36	75	88	
		4 D 6 24	1 A 9 9	4 B 8 32	1 A 9 9	4 B 8 32	1 B 8 8	3 A 9 27	6 O 10 60	24 201 8.38
		SGPI: SEM-I: 5.70 ; SEM-II: 6.52 ; SEM-III: 6.00 ; SEM-IV: 7.02 ; SEM-V: 9.44 ; SEM-VI: 9.65 ; SEM-VII: 9.78 ; CGPI: 7.83								
		CREDITS: SEM-I: 27.0 ; SEM-II: 27.0 ; SEM-III: 23.0 ; SEM-IV: 27.0 ; SEM-V: 27.0 ; SEM-VI: 26.0 ; SEM-VII: 27.0								
		MARKS: SEM-I:415/750; SEM-II:463/750; SEM-III:407/725; SEM-IV:582/900; SEM-V:781/950; SEM-VI:751/925; SEM-VII:643/775; TOTAL: 4519/6425 (70.33%)								
/- FEMALE, #- 0.229, @- 0.5042/0.5043, *- 0.5045, \$- Carried Forward Grade, -- Dyslexia, A/ABS- Absent, F- Fails, P- Passes										
RR- Reserved, RLE- Reserve for Lower Examination, RPV- Provisional, RCC- 0.5050, ADC- Admission Cancelled										
G:Grade, GP:Grade Point, C:Credits, 腓:Sum of Credit Points, 腓G:Sum of Product of Credits & Grades										
SGPI:Semester Grade Performance Index = 腓G/腓, CGPI:Cumulative Grade Performance Index										
% Marks : 80 and Above 75-79.99 70-74.99 60-69.99 50-59.99 45-49.99 Less Than 40										
Grade / Gr. Pt. : O / 10 A / 9 B / 8 C / 7 D / 6 E / 5 P / 4 F / 0										

SEAT_NO	NAME	<----- Course-I ----- >		<----- Course-II ----- >		<----- Course-III ----- >		<Course-IV>	<Course-V>	TOTAL MARKS
		Th(80/32)	Tw(25/10)	Th(80/32)	Tw(25/10)	Th(80/32)	Tw(25/10)	Th(80/32)	Tw(50/20)	OUT OF 650
		In(20/08)	Or(25/10)	In(20/08)	Or(25/10)	In(20/08)	Or(25/10)	In(20/08)	Or(50/20)	RESULT REMARK
		Total	Total	Total	Total	Total	Total	Total	Total	SGPI
		C G GP C*G	C G GP C*G	C G GP C*G	C G GP C*G	C G GP C*G	C G GP C*G	C G GP C*G	C G GP C*G	排 排G SGPI
01. CE-C801	DES. & DRAW. OF R.C.STRU.	02. CE-C802		CONSTRUCTION MANAGEMENT		04. CE-DLO8032		INDUSTRIAL WASTE TREAT.		
10. ILO8021	PROJECT MANAGEMENT	19. CE-P804		PROJECT-PART II						
6280674	GOVALKAR SAHEEL SHAILESH AARTI									
58	21	55	20	60	18	62	44			
18	21	19	19	16	20	20	42	P		513
76	42	74	39	76	38	82	86			
4 A	9 36	1 O 10 10	4 B 8 32	1 A 9 9	4 A 9 36	1 A 9 9	3 O 10 30	6 O 10 60	24 222	9.25
SGPI: SEM-I: 7.56 ; SEM-II: 8.04 ; SEM-III: 8.96 ; SEM-IV: 9.46 ; SEM-V: 9.30 ; SEM-VI: 9.88 ; SEM-VII: 9.70 ; CGPI: 9.01										
CREDITS: SEM-I: 27.0 ; SEM-II: 27.0 ; SEM-III: 23.0 ; SEM-IV: 27.0 ; SEM-V: 27.0 ; SEM-VI: 26.0 ; SEM-VII: 27.0										
MARKS: SEM-I:529/750; SEM-II:551/750; SEM-III:576/725; SEM-IV:744/900; SEM-V:786/950; SEM-VI:790/925; SEM-VII:640/775; TOTAL: 5129/6425 (79.83%)										
6280675	JADHAV PRANAY ANIL ASHVINI									
51	19	66	20	63	20	71	42			
14	19	18	20	16	18	18	45	P		520
65	38	84	40	79	38	89	87			
4 C	7 28	1 A 9 9	4 O 10 40	1 O 10 10	4 A 9 36	1 A 9 9	3 O 10 30	6 O 10 60	24 222	9.25
SGPI: SEM-I: 6.19 ; SEM-II: 6.89 ; SEM-III: 7.04 ; SEM-IV: 7.76 ; SEM-V: 9.52 ; SEM-VI: 9.54 ; SEM-VII: 9.74 ; CGPI: 8.24										
CREDITS: SEM-I: 27.0 ; SEM-II: 27.0 ; SEM-III: 23.0 ; SEM-IV: 27.0 ; SEM-V: 27.0 ; SEM-VI: 26.0 ; SEM-VII: 27.0										
MARKS: SEM-I:445/750; SEM-II:472/750; SEM-III:460/725; SEM-IV:636/900; SEM-V:804/950; SEM-VI:784/925; SEM-VII:661/775; TOTAL: 4782/6425 (74.43%)										
6280676	KONDVILKAR KARAN KISHOR SHEETAL									
26 *	17	51	15	50	12	47	35			
12	16	11	18	14	10	16	35	P		385
38	33	62	33	64	22	63	70			
4 P	4 16	1 C 7 7	4 C 7 28	1 C 7 7	4 C 7 28	1 P 4 4	3 C 7 21	6 B 8 48	24 159	6.63
SGPI: SEM-I: 5.63 ; SEM-II: 5.33 ; SEM-III: 5.78 ; SEM-IV: 5.70 ; SEM-V: 7.41 ; SEM-VI: 8.77 ; SEM-VII: 8.48 ; CGPI: 6.73										
CREDITS: SEM-I: 27.0 ; SEM-II: 27.0 ; SEM-III: 23.0 ; SEM-IV: 27.0 ; SEM-V: 27.0 ; SEM-VI: 26.0 ; SEM-VII: 27.0										
MARKS: SEM-I:397/750; SEM-II:373/750; SEM-III:392/725; SEM-IV:463/900; SEM-V:613/950; SEM-VI:680/925; SEM-VII:577/775; TOTAL: 3880/6425 (60.39%)										
/- FEMALE, #- 0.229, @- 0.5042/0.5043, *- 0.5045, \$- Carried Forward Grade, -- Dyslexia, A/ABS- Absent, F- Fails, P- Passes										
RR- Reserved, RLE- Reserve for Lower Examination, RPV- Provisional, RCC- 0.5050, ADC- Admission Cancelled										
G:Grade, GP:Grade Point, C:Credits, 排:Sum of Credit Points, 排G:Sum of Product of Credits & Grades										
SGPI:Semester Grade Performance Index = 排G/排, CGPI:Cumulative Grade Performance Index										
% Marks : 80 and Above 75-79.99 70-74.99 60-69.99 50-59.99 45-49.99 40-44.99 Less Than 40										
Grade / Gr. Pt. : O / 10 A / 9 B / 8 C / 7 D / 6 E / 5 P / 4 F / 0										

SEAT_NO	NAME	<----- Course-I ----->		<----- Course-II ----->		<----- Course-III ----->		<Course-IV>	<Course-V>	RESULT	REMARK	TOTAL MARKS								
		Th(80/32)	Tw(25/10)	Th(80/32)	Tw(25/10)	Th(80/32)	Tw(25/10)	Th(80/32)	Tw(50/20)			OUT OF 650								
		In(20/08)	Or(25/10)	In(20/08)	Or(25/10)	In(20/08)	Or(25/10)	In(20/08)	Or(50/20)											
		Total	Total	Total	Total	Total	Total	Total	Total											
		C G GP C*G	C G GP C*G	C G GP C*G	C G GP C*G	C G GP C*G	C G GP C*G	C G GP C*G	C G GP C*G	腓	腓G	SGPI								
01. CE-C801	DES. & DRAW. OF R.C.STRU.	02. CE-C802		CONSTRUCTION MANAGEMENT		04. CE-DL08032		INDUSTRIAL WASTE TREAT.												
10. ILO8021	PROJECT MANAGEMENT	19. CE-P804		PROJECT-PART II																
6280677	MISTRY SHIVAN ANIL NEHA																			
		47	20	56	16	46	15	59	35											
		13	19	13	20	11	14	15	40	P		439								
		60	39	69	36	57	29	74	75											
		4 C	7 28	1 A	9 9	4 C	7 28	1 B	8 8	4 D	6 24	1 D	6 6	3 B	8 24	6 A	9 54	24	181	7.54
		SGPI: SEM-I: 6.85 ; SEM-II: 6.04 ; SEM-III: 5.09 ; SEM-IV: 5.78 ; SEM-V: 8.96 ; SEM-VI: 9.15 ; SEM-VII: 8.59 ; CGPI: 7.28																		
		CREDITS: SEM-I: 27.0 ; SEM-II: 27.0 ; SEM-III: 23.0 ; SEM-IV: 27.0 ; SEM-V: 27.0 ; SEM-VI: 26.0 ; SEM-VII: 27.0																		
		MARKS: SEM-I:472/750; SEM-II:438/750; SEM-III:372/725; SEM-IV:484/900; SEM-V:732/950; SEM-VI:714/925; SEM-VII:571/775; TOTAL: 4222/6425 (65.71%)																		
6280678	NAIK MITHIL RAVINDRA MADHURI																			
		56	22	57	21	64	20	72	44											
		17	21	18	19	16	21	17	44	P		529								
		73	43	75	40	80	41	89	88											
		4 B	8 32	1 O	10 10	4 A	9 36	1 O	10 10	4 O	10 40	1 O	10 10	3 O	10 30	6 O	10 60	24	228	9.50
		SGPI: SEM-I: 7.85 ; SEM-II: 7.44 ; SEM-III: 8.00 ; SEM-IV: 9.31 ; SEM-V: 9.19 ; SEM-VI: 9.96 ; SEM-VII: 9.85 ; CGPI: 8.89																		
		CREDITS: SEM-I: 27.0 ; SEM-II: 27.0 ; SEM-III: 23.0 ; SEM-IV: 27.0 ; SEM-V: 27.0 ; SEM-VI: 26.0 ; SEM-VII: 27.0																		
		MARKS: SEM-I:542/750; SEM-II:513/750; SEM-III:530/725; SEM-IV:734/900; SEM-V:794/950; SEM-VI:810/925; SEM-VII:657/775; TOTAL: 5109/6425 (79.52%)																		
6280679	/NARAYANAN DURGA RAJESH SASIKALA																			
		57	20	57	21	57	15	60	43											
		14	20	13	20	17	18	19	45	P		496								
		71	40	70	41	74	33	79	88											
		4 B	8 32	1 O	10 10	4 B	8 32	1 O	10 10	4 B	8 32	1 C	7 7	3 A	9 27	6 O	10 60	24	210	8.75
		SGPI: SEM-I: 7.50 ; SEM-II: 6.19 ; SEM-III: 7.04 ; SEM-IV: 6.59 ; SEM-V: 9.26 ; SEM-VI: 9.35 ; SEM-VII: 9.37 ; CGPI: 8.01																		
		CREDITS: SEM-I: 27.0 ; SEM-II: 27.0 ; SEM-III: 23.0 ; SEM-IV: 27.0 ; SEM-V: 27.0 ; SEM-VI: 26.0 ; SEM-VII: 27.0																		
		MARKS: SEM-I:526/750; SEM-II:439/750; SEM-III:465/725; SEM-IV:553/900; SEM-V:777/950; SEM-VI:747/925; SEM-VII:633/775; TOTAL: 4636/6425 (72.16%)																		
/- FEMALE, #- 0.229, @- 0.5042/0.5043, *- 0.5045, \$- Carried Forward Grade, -- Dyslexia, A/ABS- Absent, F- Fails, P- Passes																				
RR- Reserved, RLE- Reserve for Lower Examination, RPV- Provisional, RCC- 0.5050, ADC- Admission Cancelled																				
G:Grade, GP:Grade Point, C:Credits, 腓:Sum of Credit Points, 腓G:Sum of Product of Credits & Grades																				
SGPI:Semester Grade Performance Index = 腓G/腓, CGPI:Cumulative Grade Performance Index																				
% Marks : 80 and Above 75-79.99 70-74.99 60-69.99 50-59.99 40-44.99 Less Than 40																				
Grade / Gr. Pt. : O / 10 A / 9 B / 8 C / 7 D / 6 E / 5 P / 4 F / 0																				

SEAT_NO	NAME	<--- Course-I --->		<--- Course-II --->		<--- Course-III --->		<Course-IV>	<Course-V>	TOTAL MARKS
		Th(80/32)	Tw(25/10)	Th(80/32)	Tw(25/10)	Th(80/32)	Tw(25/10)	Th(80/32)	Tw(50/20)	OUT OF 650
		In(20/08)	Or(25/10)	In(20/08)	Or(25/10)	In(20/08)	Or(25/10)	In(20/08)	Or(50/20)	RESULT REMARK
		Total	Total	Total	Total	Total	Total	Total	Total	SGPI
		C G GP C*G	C G GP C*G	C G GP C*G	C G GP C*G	C G GP C*G	C G GP C*G	C G GP C*G	C G GP C*G	排 排G SGPI
01. CE-C801	DES. & DRAW. OF R.C.STRU.	02. CE-C802		CONSTRUCTION MANAGEMENT		04. CE-DLO8032		INDUSTRIAL WASTE TREAT.		
10. ILO8021	PROJECT MANAGEMENT	19. CE-P804		PROJECT-PART II						
6280680	NAYAK PRITISH MANOJ MONALI									
34	18	57	18	56	14	56	43			
10	18	8	18	12	13	13	44	P		432
44	36	65	36	68	27	69	87			
4 P	4 16 1 B 8 8	4 C 7 28 1 B 8 8	4 C 7 28 1 D 6 6	3 C 7 21	6 O 10 60	24 175	7.29			
SGPI: SEM-I: 5.35 ; SEM-II: 5.04 ; SEM-III: 6.61 ; SEM-IV: 6.02 ; SEM-V: 8.70 ; SEM-VI: 8.92 ; SEM-VII: 8.07 ; CGPI: 6.99										
CREDITS: SEM-I: 27.0 ; SEM-II: 27.0 ; SEM-III: 23.0 ; SEM-IV: 27.0 ; SEM-V: 27.0 ; SEM-VI: 26.0 ; SEM-VII: 27.0										
MARKS: SEM-I:388/750; SEM-II:371/750; SEM-III:426/725; SEM-IV:497/900; SEM-V:723/950; SEM-VI:681/925; SEM-VII:563/775; TOTAL: 4081/6425 (63.52%)										
6280681	NEGI SURAJ SINGH DEVINDER SINGH SAVITRIDEVI									
30 @2	19	59	19	40	14	60	43			
11	17	9	22	9	12	17	44	P		425 @2
41 @2	36	68	41	49	26	77	87			
4 P	4 16 1 B 8 8	4 C 7 28 1 O 10 10	4 E 5 20 1 D 6 6	3 A 9 27	6 O 10 60	24 175	7.29			
SGPI: SEM-I: 5.67 ; SEM-II: 5.57 ; SEM-III: 5.43 ; SEM-IV: 6.43 ; SEM-V: 9.00 ; SEM-VI: 9.08 ; SEM-VII: 8.70 ; CGPI: 7.17										
CREDITS: SEM-I: 27.0 ; SEM-II: 27.0 ; SEM-III: 23.0 ; SEM-IV: 27.0 ; SEM-V: 27.0 ; SEM-VI: 26.0 ; SEM-VII: 27.0										
MARKS: SEM-I:414/750; SEM-II:381/750; SEM-III:369/725; SEM-IV:526/900; SEM-V:768/950; SEM-VI:701/925; SEM-VII:588/775; TOTAL: 4174/6425 (64.96%)										
6280682	/NEMADE ANAGHA GHANSHAM KALPANA									
39	22	58	22	46	21	60	44			
16	21	16	21	15	20	18	44	P		483
55	43	74	43	61	41	78	88			
4 D	6 24 1 O 10 10	4 B 8 32 1 O 10 10	4 C 7 28 1 O 10 10	3 A 9 27	6 O 10 60	24 201	8.38			
SGPI: SEM-I: 5.89 ; SEM-II: 6.26 ; SEM-III: 5.61 ; SEM-IV: 7.41 ; SEM-V: 9.44 ; SEM-VI: 9.81 ; SEM-VII: 9.85 ; CGPI: 7.86										
CREDITS: SEM-I: 27.0 ; SEM-II: 27.0 ; SEM-III: 23.0 ; SEM-IV: 27.0 ; SEM-V: 27.0 ; SEM-VI: 26.0 ; SEM-VII: 27.0										
MARKS: SEM-I:411/750; SEM-II:442/750; SEM-III:399/725; SEM-IV:609/900; SEM-V:802/950; SEM-VI:783/925; SEM-VII:658/775; TOTAL: 4587/6425 (71.39%)										
/- FEMALE, #- 0.229, @- 0.5042/0.5043, *- 0.5045, \$- Carried Forward Grade, -- Dyslexia, A/ABS- Absent, F- Fails, P- Passes										
RR- Reserved, RLE- Reserve for Lower Examination, RPV- Provisional, RCC- 0.5050, ADC- Admission Cancelled										
G:Grade, GP:Grade Point, C:Credits, 排:Sum of Credit Points, 排G:Sum of Product of Credits & Grades										
SGPI:Semester Grade Performance Index = 排G/排, CGPI:Cumulative Grade Performance Index										
% Marks : 80 and Above 75-79.99 70-74.99 60-69.99 50-59.99 40-44.99 Less Than 40										
Grade / Gr. Pt. : O / 10 A / 9 B / 8 C / 7 D / 6 E / 5 P / 4 F / 0										

SEAT_NO	NAME	<--- Course-I --->		<--- Course-II --->		<--- Course-III --->		<Course-IV>	<Course-V>	TOTAL MARKS
		Th(80/32)	Tw(25/10)	Th(80/32)	Tw(25/10)	Th(80/32)	Tw(25/10)	Th(80/32)	Tw(50/20)	OUT OF 650
		In(20/08)	Or(25/10)	In(20/08)	Or(25/10)	In(20/08)	Or(25/10)	In(20/08)	Or(50/20)	RESULT REMARK
		Total	Total	Total	Total	Total	Total	Total	Total	SGPI
		C G GP C*G	C G GP C*G	C G GP C*G	C G GP C*G	C G GP C*G	C G GP C*G	C G GP C*G	C G GP C*G	排 排G SGPI
01. CE-C801	DES. & DRAW. OF R.C.STRU.	02. CE-C802		CONSTRUCTION MANAGEMENT		04. CE-DLO8032		INDUSTRIAL WASTE TREAT.		
10. ILO8021	PROJECT MANAGEMENT	19. CE-P804		PROJECT-PART II						
-----										
6280683	NIKAM MANDAR SAMPAT VRUSHALI									
62	22	56	18	58	19	66	45			
16	21	16	18	18	19	19	45	P		518
78	43	72	36	76	38	85	90			
4 A	9 36	1 O 10 10	4 B 8 32	1 B 8 8	4 A 9 36	1 A 9 9	3 O 10 30	6 O 10 60	24 221	9.21
SGPI: SEM-I: 7.41 ; SEM-II: 7.15 ; SEM-III: 8.09 ; SEM-IV: 8.65 ; SEM-V: 9.33 ; SEM-VI: 9.85 ; SEM-VII: 9.85 ; CGPI: 8.69										
CREDITS: SEM-I: 27.0 ; SEM-II: 27.0 ; SEM-III: 23.0 ; SEM-IV: 27.0 ; SEM-V: 27.0 ; SEM-VI: 26.0 ; SEM-VII: 27.0										
MARKS: SEM-I:528/750; SEM-II:505/750; SEM-III:521/725; SEM-IV:684/900; SEM-V:804/950; SEM-VI:803/925; SEM-VII:662/775; TOTAL: 5025/6425 (78.21%)										
-----										
6280684	PAGDHARE SAKSHI JAGDISH SHOBHA									
51	19	55	20	63	18	57	45			
16	19	15	19	13	17	17	45	P		489
67	38	70	39	76	35	74	90			
4 C	7 28	1 A 9 9	4 B 8 32	1 A 9 9	4 A 9 36	1 B 8 8	3 B 8 24	6 O 10 60	24 206	8.58
SGPI: SEM-I: 6.04 ; SEM-II: 5.81 ; SEM-III: 6.22 ; SEM-IV: 6.87 ; SEM-V: 9.26 ; SEM-VI: 9.42 ; SEM-VII: 9.63 ; CGPI: 7.74 @0.01										
CREDITS: SEM-I: 27.0 ; SEM-II: 27.0 ; SEM-III: 23.0 ; SEM-IV: 27.0 ; SEM-V: 27.0 ; SEM-VI: 26.0 ; SEM-VII: 27.0										
MARKS: SEM-I:430/750; SEM-II:429/750; SEM-III:413/725; SEM-IV:562/900; SEM-V:748/950; SEM-VI:753/925; SEM-VII:636/775; TOTAL: 4460/6425 (69.42%)										
-----										
6280685	PATEL PARITA DINESH NIRMALA									
36	18	50	15	43	15	52	35			
15	18	10	17	8	13	14	35	P		394
51	36	60	32	51	28	66	70			
4 D	6 24	1 B 8 8	4 C 7 28	1 C 7 7	4 D 6 24	1 D 6 6	3 C 7 21	6 B 8 48	24 166	6.92
SGPI: SEM-I: 6.13 ; SEM-II: 5.78 ; SEM-III: 5.04 ; SEM-IV: 5.67 ; SEM-V: 8.74 ; SEM-VI: 9.08 ; SEM-VII: 7.85 ; CGPI: 6.93										
CREDITS: SEM-I: 27.0 ; SEM-II: 27.0 ; SEM-III: 23.0 ; SEM-IV: 27.0 ; SEM-V: 27.0 ; SEM-VI: 26.0 ; SEM-VII: 27.0										
MARKS: SEM-I:424/750; SEM-II:401/750; SEM-III:369/725; SEM-IV:482/900; SEM-V:734/950; SEM-VI:711/925; SEM-VII:550/775; TOTAL: 4065/6425 (63.27%)										
-----										
/- FEMALE, #- 0.229, @- 0.5042/0.5043, *- 0.5045, \$- Carried Forward Grade, ~- Dyslexia, A/ABS- Absent, F- Fails, P- Passes										
RR- Reserved, RLE- Reserve for Lower Examination, RPV- Provisional, RCC- 0.5050, ADC- Admission Cancelled										
G:Grade, GP:Grade Point, C:Credits, 排:Sum of Credit Points, 排G:Sum of Product of Credits & Grades										
SGPI:Semester Grade Performance Index = 排G/排, CGPI:Cumulative Grade Performance Index										
% Marks : 80 and Above 75-79.99 70-74.99 60-69.99 50-59.99 40-44.99 Less Than 40										
Grade / Gr. Pt. : O / 10 A / 9 B / 8 C / 7 D / 6 E / 5 P / 4 F / 0										



SEAT_NO	NAME	<--- Course-I --->		<--- Course-II --->		<--- Course-III --->		<Course-IV>	<Course-V>	RESULT	REMARK	TOTAL MARKS								
		Th(80/32)	Tw(25/10)	Th(80/32)	Tw(25/10)	Th(80/32)	Tw(25/10)	Th(80/32)	Tw(50/20)			OUT OF 650								
		In(20/08)	Or(25/10)	In(20/08)	Or(25/10)	In(20/08)	Or(25/10)	In(20/08)	Or(50/20)											
		Total	Total	Total	Total	Total	Total	Total	Total											
		C G GP C*G	C G GP C*G	C G GP C*G	C G GP C*G	C G GP C*G	C G GP C*G	C G GP C*G	C G GP C*G	腓	腓G	SGPI								
01. CE-C801	DES. & DRAW. OF R.C.STRU.	02. CE-C802		CONSTRUCTION MANAGEMENT		04. CE-DLO8032		INDUSTRIAL WASTE TREAT.												
10. ILO8021	PROJECT MANAGEMENT	19. CE-P804		PROJECT-PART II																
6280686	PATIL ARYAN SUHAS HARSHALA																			
		40	20	69	21	57	19	55	40											
		12	20	17	19	11	17	16	40	P		473								
		52	40	86	40	68	36	71	80											
		4 D	6 24	1 O	10 10	4 O	10 40	1 O	10 10	4 C	7 28	1 B	8 8	3 B	8 24	6 O	10 60	24	204	8.50
		SGPI: SEM-I: 5.35 ; SEM-II: 6.09 ; SEM-III: 5.78 ; SEM-IV: 6.33 ; SEM-V: 9.07 ; SEM-VI: 9.50 ; SEM-VII: 9.56 ; CGPI: 7.53																		
		CREDITS: SEM-I: 27.0 ; SEM-II: 27.0 ; SEM-III: 23.0 ; SEM-IV: 27.0 ; SEM-V: 27.0 ; SEM-VI: 26.0 ; SEM-VII: 27.0																		
		MARKS: SEM-I:400/750; SEM-II:431/750; SEM-III:410/725; SEM-IV:538/900; SEM-V:777/950; SEM-VI:755/925; SEM-VII:637/775; TOTAL: 4421/6425 (68.81%)																		
6280687	PATIL RUPESH EKNATH SHOBHA																			
		39	20	45	20	39	19	44	44											
		12	20	16	18	8	17	12	45	P		418								
		51	40	61	38	47	36	56	89											
		4 D	6 24	1 O	10 10	4 C	7 28	1 A	9 9	4 E	5 20	1 B	8 8	3 D	6 18	6 O	10 60	24	177	7.38
		SGPI: SEM-I: 4.85 ; SEM-II: 6.93 ; SEM-III: 5.74 ; SEM-IV: 6.33 ; SEM-V: 9.44 ; SEM-VI: 8.96 ; SEM-VII: 9.67 ; CGPI: 7.44																		
		CREDITS: SEM-I: 27.0 ; SEM-II: 27.0 ; SEM-III: 23.0 ; SEM-IV: 27.0 ; SEM-V: 27.0 ; SEM-VI: 26.0 ; SEM-VII: 27.0																		
		MARKS: SEM-I:365/750; SEM-II:487/750; SEM-III:404/725; SEM-IV:534/900; SEM-V:768/950; SEM-VI:699/925; SEM-VII:630/775; TOTAL: 4305/6425 (67.00%)																		
6280688	PATIL SHRIRAJ PRAVIN MRINAL																			
		47	22	62	21	54	21	61	40											
		18	21	19	18	15	20	20	40	P		499								
		65	43	81	39	69	41	81	80											
		4 C	7 28	1 O	10 10	4 O	10 40	1 A	9 9	4 C	7 28	1 O	10 10	3 O	10 30	6 O	10 60	24	215	8.96
		SGPI: SEM-I: 7.04 ; SEM-II: 7.54 ; SEM-III: 7.91 ; SEM-IV: 8.09 ; SEM-V: 9.59 ; SEM-VI: 9.88 ; SEM-VII:10.00 ; CGPI: 8.63																		
		CREDITS: SEM-I: 27.0 ; SEM-II: 27.0 ; SEM-III: 23.0 ; SEM-IV: 27.0 ; SEM-V: 27.0 ; SEM-VI: 26.0 ; SEM-VII: 27.0																		
		MARKS: SEM-I:488/750; SEM-II:531/750; SEM-III:527/725; SEM-IV:651/900; SEM-V:811/950; SEM-VI:783/925; SEM-VII:653/775; TOTAL: 4943/6425 (76.93%)																		
/- FEMALE, #- 0.229, @- 0.5042/0.5043, *- 0.5045, \$- Carried Forward Grade, -- Dyslexia, A/ABS- Absent, F- Fails, P- Passes																				
RR- Reserved, RLE- Reserve for Lower Examination, RPV- Provisional, RCC- 0.5050, ADC- Admission Cancelled																				
G:Grade, GP:Grade Point, C:Credits, 腓:Sum of Credit Points, 腓G:Sum of Product of Credits & Grades																				
SGPI:Semester Grade Performance Index = 腓G/腓, CGPI:Cumulative Grade Performance Index																				
% Marks : 80 and Above 75-79.99 70-74.99 60-69.99 50-59.99 40-44.99 Less Than 40																				
Grade / Gr. Pt. : O / 10 A / 9 B / 8 C / 7 D / 6 E / 5 P / 4 F / 0																				

SEAT NO	NAME	<--- Course-I --->		<--- Course-II --->		<--- Course-III --->		<Course-IV>	<Course-V>	RESULT REMARK	TOTAL MARKS OUT OF 650
		Th(80/32)	Tw(25/10)	Th(80/32)	Tw(25/10)	Th(80/32)	Tw(25/10)	Th(80/32)	Tw(50/20)		
		In(20/08)	Or(25/10)	In(20/08)	Or(25/10)	In(20/08)	Or(25/10)	In(20/08)	Or(50/20)		
		Total	Total	Total	Total	Total	Total	Total	Total		
		C G GP C*G	C G GP C*G	C G GP C*G	C G GP C*G	C G GP C*G	C G GP C*G	C G GP C*G	C G GP C*G	腓 腓G SGPI	
01. CE-C801	DES. & DRAW. OF R.C.STRU.	02. CE-C802		CONSTRUCTION MANAGEMENT		04. CE-DLO8032		INDUSTRIAL WASTE TREAT.			
10. ILO8021	PROJECT MANAGEMENT	19. CE-P804		PROJECT-PART II							
6280689	PAWAR CHINMAY KANAKSING PRATIBHA										
55	18	37	19	52	17	53	44				
13	18	18	17	9	16	15	44	P			445
68	36	55	36	61	33	68	88				
4 C 7 28 1 B 8 8 4 D 6 24 1 B 8 8 4 C 7 28 1 C 7 7 3 C 7 21 6 O 10 60										24 184 7.67	
SGPI: SEM-I: 5.91 ; SEM-II: 5.06 ; SEM-III: 4.91 ; SEM-IV: 5.44 ; SEM-V: 8.19 ; SEM-VI: 8.73 ; SEM-VII: 8.93 ; CGPI: 6.87											
CREDITS: SEM-I: 27.0 ; SEM-II: 27.0 ; SEM-III: 23.0 ; SEM-IV: 27.0 ; SEM-V: 27.0 ; SEM-VI: 26.0 ; SEM-VII: 27.0											
MARKS: SEM-I:422/750; SEM-II:376/750; SEM-III:349/725; SEM-IV:451/900; SEM-V:698/950; SEM-VI:682/925; SEM-VII:594/775; TOTAL: 4017/6425 (62.52%)											
6280690	RANE RAHUL SUHAS SHRUTIKA										
61	20	55	19	48	17	51	42				
13	19	18	17	12	15	16	42	P			465
74	39	73	36	60	32	67	84				
4 B 8 32 1 A 9 9 4 B 8 32 1 B 8 8 4 C 7 28 1 C 7 7 3 C 7 21 6 O 10 60										24 197 8.21	
SGPI: SEM-I: 6.22 ; SEM-II: 6.67 ; SEM-III: 7.17 ; SEM-IV: 7.96 ; SEM-V: 8.78 ; SEM-VI: 9.35 ; SEM-VII: 9.19 ; CGPI: 7.95											
CREDITS: SEM-I: 27.0 ; SEM-II: 27.0 ; SEM-III: 23.0 ; SEM-IV: 27.0 ; SEM-V: 27.0 ; SEM-VI: 26.0 ; SEM-VII: 27.0											
MARKS: SEM-I:438/750; SEM-II:470/750; SEM-III:471/725; SEM-IV:627/900; SEM-V:720/950; SEM-VI:738/925; SEM-VII:619/775; TOTAL: 4548/6425 (70.79%)											
6280691	REDKAR SIDDHI NILESH NISHI										
57	22	68	21	64	17	58	43				
17	22	14	21	15	17	16	43	P			515
74	44	82	42	79	34	74	86				
4 B 8 32 1 O 10 10 4 O 10 40 1 O 10 10 4 A 9 36 1 C 7 7 3 B 8 24 6 O 10 60										24 219 9.13	
SGPI: SEM-I: 6.85 ; SEM-II: 6.50 ; SEM-III: 6.96 ; SEM-IV: 6.87 ; SEM-V: 9.70 ; SEM-VI: 9.73 ; SEM-VII: 9.59 ; CGPI: 8.17											
CREDITS: SEM-I: 27.0 ; SEM-II: 27.0 ; SEM-III: 23.0 ; SEM-IV: 27.0 ; SEM-V: 27.0 ; SEM-VI: 26.0 ; SEM-VII: 27.0											
MARKS: SEM-I:482/750; SEM-II:451/750; SEM-III:458/725; SEM-IV:558/900; SEM-V:800/950; SEM-VI:785/925; SEM-VII:659/775; TOTAL: 4708/6425 (73.28%)											
/- FEMALE, #- 0.229, @- 0.5042/0.5043, *- 0.5045, \$- Carried Forward Grade, ~- Dyslexia, A/ABS- Absent, F- Fails, P- Passes											
RR- Reserved, RLE- Reserve for Lower Examination, RPV- Provisional, RCC- 0.5050, ADC- Admission Cancelled											
G:Grade, GP:Grade Point, C:Credits, 腓:Sum of Credit Points, 腓G:Sum of Product of Credits & Grades											
SGPI:Semester Grade Performance Index = 腓G/腓, CGPI:Cumulative Grade Performance Index											
% Marks : 80 and Above 75-79.99 70-74.99 60-69.99 50-59.99 40-44.99 Less Than 40											
Grade / Gr. Pt. : O / 10 A / 9 B / 8 C / 7 D / 6 E / 5 P / 4 F / 0											

SEAT NO	NAME	<--- Course-I --->		<--- Course-II --->		<--- Course-III --->		<Course-IV>	<Course-V>	RESULT	REMARK	TOTAL MARKS
		Th(80/32)	Tw(25/10)	Th(80/32)	Tw(25/10)	Th(80/32)	Tw(25/10)	Th(80/32)	Tw(50/20)			OUT OF 650
		In(20/08)	Or(25/10)	In(20/08)	Or(25/10)	In(20/08)	Or(25/10)	In(20/08)	Or(50/20)			
		Total	Total	Total	Total	Total	Total	Total	Total			
		C G GP C*G	C G GP C*G	C G GP C*G	C G GP C*G	C G GP C*G	C G GP C*G	C G GP C*G	C G GP C*G	腓 腓G	SGPI	
01. CE-C801	DES. & DRAW. OF R.C.STRU.			02. CE-C802		CONSTRUCTION MANAGEMENT		04. CE-DLO8032		INDUSTRIAL WASTE TREAT.		
10. ILO8021	PROJECT MANAGEMENT			19. CE-P804		PROJECT-PART II						
-----												
6280692	SANKHE ATHARV SANJAY MEENA											
39	17	44	16	30 @2	18	52	38					
9	17	8	16	8	14	12	38		P			376 @2
48	34	52	32	38 @2	32	64	76					
4 E	5 20	1 C 7 7	4 D 6 24	1 C 7 7	4 P 4 16	1 C 7 7	3 C 7 21	6 A 9 54	24 156			6.50
SGPI: SEM-I: 7.74 ; SEM-II: 6.67 ; SEM-III: 5.65 ; SEM-IV: 6.54 ; SEM-V: 8.59 ; SEM-VI: 9.08 ; SEM-VII: 7.96 ; CGPI: 7.38												
CREDITS: SEM-I: 27.0 ; SEM-II: 27.0 ; SEM-III: 23.0 ; SEM-IV: 27.0 ; SEM-V: 27.0 ; SEM-VI: 26.0 ; SEM-VII: 27.0												
MARKS: SEM-I:521/750; SEM-II:466/750; SEM-III:400/725; SEM-IV:543/900; SEM-V:699/950; SEM-VI:702/925; SEM-VII:549/775; TOTAL: 4258/6425 (66.27%)												
-----												
6280693	/SAWANT VAIDEHI ASHOK TRUPTI											
58	23	68	23	71	22	70	44					
18	23	16	22	17	21	17	45		P			558
76	46	84	45	88	43	87	89					
4 A	9 36	1 O 10 10	4 O 10 40	1 O 10 10	4 O 10 40	1 O 10 10	3 O 10 30	6 O 10 60	24 236			9.83
SGPI: SEM-I: 6.67 ; SEM-II: 6.56 ; SEM-III: 7.22 ; SEM-IV: 7.74 ; SEM-V: 9.48 ; SEM-VI: 9.69 ; SEM-VII: 9.44 ; CGPI: 8.32												
CREDITS: SEM-I: 27.0 ; SEM-II: 27.0 ; SEM-III: 23.0 ; SEM-IV: 27.0 ; SEM-V: 27.0 ; SEM-VI: 26.0 ; SEM-VII: 27.0												
MARKS: SEM-I:466/750; SEM-II:469/750; SEM-III:484/725; SEM-IV:634/900; SEM-V:807/950; SEM-VI:789/925; SEM-VII:628/775; TOTAL: 4835/6425 (75.25%)												
-----												
6280694	SHINDE ROHAN SUNIL KALPANA											
48	17	41	15	47	11	44	35					
12	16	8	17	8	14	13	35		P			381
60	33	49	32	55	25	57	70					
4 C	7 28	1 C 7 7	4 E 5 20	1 C 7 7	4 D 6 24	1 D 6 6	3 D 6 18	6 B 8 48	24 158			6.58
SGPI: SEM-I: 5.56 ; SEM-II: 5.70 ; SEM-III: 6.39 ; SEM-IV: 6.44 ; SEM-V: 8.96 ; SEM-VI: 9.04 ; SEM-VII: 9.07 ; CGPI: 7.23												
CREDITS: SEM-I: 27.0 ; SEM-II: 27.0 ; SEM-III: 23.0 ; SEM-IV: 27.0 ; SEM-V: 27.0 ; SEM-VI: 26.0 ; SEM-VII: 27.0												
MARKS: SEM-I:376/750; SEM-II:402/750; SEM-III:435/725; SEM-IV:532/900; SEM-V:756/950; SEM-VI:706/925; SEM-VII:607/775; TOTAL: 4195/6425 (65.29%)												
-----												
/- FEMALE, #- 0.229, @- 0.5042/0.5043, *- 0.5045, \$- Carried Forward Grade, -- Dyslexia, A/ABS- Absent, F- Fails, P- Passes												
RR- Reserved, RLE- Reserve for Lower Examination, RPV- Provisional, RCC- 0.5050, ADC- Admission Cancelled												
G:Grade, GP:Grade Point, C:Credits, 腓:Sum of Credit Points, 腓G:Sum of Product of Credits & Grades												
SGPI:Semester Grade Performance Index = 腓G/腓, CGPI:Cumulative Grade Performance Index												
% Marks : 80 and Above 75-79.99 70-74.99 60-69.99 50-59.99 40-44.99 Less Than 40												
Grade / Gr. Pt. : O / 10 A / 9 B / 8 C / 7 D / 6 E / 5 P / 4 F / 0												

SEAT_NO	NAME	<----- Course-I ----- >		<----- Course-II ----- >		<----- Course-III ----- >		<Course-IV>	<Course-V>	TOTAL MARKS
		Th(80/32)	Tw(25/10)	Th(80/32)	Tw(25/10)	Th(80/32)	Tw(25/10)	Th(80/32)	Tw(50/20)	OUT OF 650
		In(20/08)	Or(25/10)	In(20/08)	Or(25/10)	In(20/08)	Or(25/10)	In(20/08)	Or(50/20)	RESULT REMARK
		Total	Total	Total	Total	Total	Total	Total	Total	SGPI
		C G GP C*G	C G GP C*G	C G GP C*G	C G GP C*G	C G GP C*G	C G GP C*G	C G GP C*G	C G GP C*G	
01. CE-C801	DES. & DRAW. OF R.C.STRU.	02. CE-C802		CONSTRUCTION MANAGEMENT		04. CE-DLO8032		INDUSTRIAL WASTE TREAT.		
10. ILO8021	PROJECT MANAGEMENT	19. CE-P804		PROJECT-PART II						
6280695 /SHINDE SNEHA SANTOSH SMITA										
64	23	73	22	70	22	73	44			
16	22	16	21	19	20	20	44	P		569
80	45	89	43	89	42	93	88			
4 O 10 40	1 O 10 10	4 O 10 40	1 O 10 10	4 O 10 40	1 O 10 10	3 O 10 30	6 O 10 60	24	240	10.00
SGPI: SEM-I: 6.94 ; SEM-II: 7.22 ; SEM-III: 8.65 ; SEM-IV: 8.26 ; SEM-V: 9.26 ; SEM-VI: 9.85 ; SEM-VII: 9.74 ; CGPI: 8.72										
CREDITS: SEM-I: 27.0 ; SEM-II: 27.0 ; SEM-III: 23.0 ; SEM-IV: 27.0 ; SEM-V: 27.0 ; SEM-VI: 26.0 ; SEM-VII: 27.0										
MARKS: SEM-I:479/750; SEM-II:498/750; SEM-III:547/725; SEM-IV:657/900; SEM-V:782/950; SEM-VI:800/925; SEM-VII:652/775; TOTAL: 4984/6425 (77.57%)										
6280696 SHUKLA SHIVAM RAKESHKUMAR SUDHA										
60	21	58	22	72	20	55	42			
18	20	14	19	10	18	19	43	P		511
78	41	72	41	82	38	74	85			
4 A 9 36	1 O 10 10	4 B 8 32	1 O 10 10	4 O 10 40	1 A 9 9	3 B 8 24	6 O 10 60	24	221	9.21
SGPI: SEM-I: 7.33 ; SEM-II: 6.41 ; SEM-III: 7.22 ; SEM-IV: 7.37 ; SEM-V: 9.44 ; SEM-VI: 9.81 ; SEM-VII: 9.70 ; CGPI: 8.31										
CREDITS: SEM-I: 27.0 ; SEM-II: 27.0 ; SEM-III: 23.0 ; SEM-IV: 27.0 ; SEM-V: 27.0 ; SEM-VI: 26.0 ; SEM-VII: 27.0										
MARKS: SEM-I:503/750; SEM-II:457/750; SEM-III:481/725; SEM-IV:615/900; SEM-V:788/950; SEM-VI:778/925; SEM-VII:637/775; TOTAL: 4770/6425 (74.24%)										
6280697 SINGH ARYAN SHATRUGHAN SHANTI										
60	20	60	22	47	18	70	45			
18	21	18	22	16	20	19	44	P		520
78	41	78	44	63	38	89	89			
4 A 9 36	1 O 10 10	4 A 9 36	1 O 10 10	4 C 7 28	1 A 9 9	3 O 10 30	6 O 10 60	24	219	9.13
SGPI: SEM-I: 8.41 ; SEM-II: 7.81 ; SEM-III: 9.52 ; SEM-IV: 9.74 ; SEM-V: 9.85 ; SEM-VI: 9.92 ; SEM-VII: 9.93 ; CGPI: 9.28										
CREDITS: SEM-I: 27.0 ; SEM-II: 27.0 ; SEM-III: 23.0 ; SEM-IV: 27.0 ; SEM-V: 27.0 ; SEM-VI: 26.0 ; SEM-VII: 27.0										
MARKS: SEM-I:557/750; SEM-II:521/750; SEM-III:598/725; SEM-IV:781/900; SEM-V:825/950; SEM-VI:812/925; SEM-VII:682/775; TOTAL: 5296/6425 (82.43%)										
/- FEMALE, #- 0.229, @- 0.5042/0.5043, *- 0.5045, \$- Carried Forward Grade, -- Dyslexia, A/ABS- Absent, F- Fails, P- Passes										
RR- Reserved, RLE- Reserve for Lower Examination, RPV- Provisional, RCC- 0.5050, ADC- Admission Cancelled										
G:Grade, GP:Grade Point, C:Credits, 腓腓:Sum of Credit Points, 腓G:Sum of Product of Credits & Grades										
SGPI:Semester Grade Performance Index = 腓G/腓, CGPI:Cumulative Grade Performance Index										
% Marks : 80 and Above 75-79.99 70-74.99 60-69.99 50-59.99 45-49.99 40-44.99 Less Than 40										
Grade / Gr. Pt. : O / 10 A / 9 B / 8 C / 7 D / 6 E / 5 P / 4 F / 0										



SEAT_NO	NAME	<--- Course-I --->		<--- Course-II --->		<--- Course-III --->		<Course-IV>	<Course-V>	RESULT	REMARK	TOTAL MARKS
Th(80/32)	Tw(25/10)	Th(80/32)	Tw(25/10)	Th(80/32)	Tw(25/10)	Th(80/32)	Tw(50/20)					OUT OF 650
In(20/08)	Or(25/10)	In(20/08)	Or(25/10)	In(20/08)	Or(25/10)	In(20/08)	Or(50/20)					
Total	Total	Total	Total	Total	Total	Total	Total					
C G GP C*G	C G GP C*G	C G GP C*G	C G GP C*G	C G GP C*G	C G GP C*G	C G GP C*G	C G GP C*G			腓 腓G	SGPI	
01. CE-C801	DES. & DRAW. OF R.C.STRU.	02. CE-C802	CONSTRUCTION MANAGEMENT	04. CE-DLO8032	INDUSTRIAL WASTE TREAT.							
10. ILO8021	PROJECT MANAGEMENT	19. CE-P804	PROJECT-PART II									
6280701 VYAS YAGNESH VINODCHANDRA ROHINI												
48	23	63	20	55	22	57	40					
16	21	17	20	15	19	19	40		P			495
64	44	80	40	70	41	76	80					
4 C	7 28	1 O 10 10	4 O 10 40	1 O 10 10	4 B 8 32	1 O 10 10	3 A 9 27	6 O 10 60	24	217	9.04	
SGPI: SEM-I: 7.35 ; SEM-II: 7.04 ; SEM-III: 8.13 ; SEM-IV: 7.78 ; SEM-V: 9.22 ; SEM-VI: 9.92 ; SEM-VII: 9.78 ; CGPI: 8.53												
CREDITS: SEM-I: 27.0 ; SEM-II: 27.0 ; SEM-III: 23.0 ; SEM-IV: 27.0 ; SEM-V: 27.0 ; SEM-VI: 26.0 ; SEM-VII: 27.0												
MARKS: SEM-I:510/750; SEM-II:490/750; SEM-III:521/725; SEM-IV:627/900; SEM-V:788/950; SEM-VI:786/925; SEM-VII:649/775; TOTAL: 4866/6425 (75.74%)												
01. CE-C801	DES. & DRAW. OF R.C.STRU.	02. CE-C802	CONSTRUCTION MANAGEMENT	04. CE-DLO8032	INDUSTRIAL WASTE TREAT.							
18. ILO8029	ENVIRONMENT MANAGEMENT	19. CE-P804	PROJECT-PART II									
6280702 BHAWARI JANARDAN RAOSAHEB SAKHUBAI												
50	22	63	19	66	19	59	45					
17	20	15	20	15	16	12	44		P			502
67	42	78	39	81	35	71	89					
4 C	7 28	1 O 10 10	4 A 9 36	1 A 9 9	4 O 10 40	1 B 8 8	3 B 8 24	6 O 10 60	24	215	8.96	
(DIPLOMA STUDENT)												
SGPI: SEM-III: 7.00 ; SEM-IV: 7.41 ; SEM-V: 8.89 ; SEM-VI: 8.96 ; SEM-VII: 9.19 ; CGPI: 8.42												
CREDITS: SEM-III: 23.0 ; SEM-IV: 27.0 ; SEM-V: 27.0 ; SEM-VI: 26.0 ; SEM-VII: 27.0												
MARKS: SEM-III:466/725; SEM-IV:595/900; SEM-V:734/950; SEM-VI:706/925; SEM-VII:623/775; TOTAL: 3626/4925 (73.62%)												
6280703 CHAVAN SHREYASH KISHOR JAYASHREE												
50	20	58	18	54	17	39	32					
15	18	14	20	9	14	11	34		P			423
65	38	72	38	63	31	50	66					
4 C	7 28	1 A 9 9	4 B 8 32	1 A 9 9	4 C 7 28	1 C 7 7	3 D 6 18	6 C 7 42	24	173	7.21	
SGPI: SEM-I: 5.74 ; SEM-II: 5.70 ; SEM-III: 6.30 ; SEM-IV: 6.80 ; SEM-V: 7.11 ; SEM-VI: 8.54 ; SEM-VII: 6.89 ; CGPI: 6.78												
CREDITS: SEM-I: 27.0 ; SEM-II: 27.0 ; SEM-III: 23.0 ; SEM-IV: 27.0 ; SEM-V: 27.0 ; SEM-VI: 26.0 ; SEM-VII: 27.0												
MARKS: SEM-I:410/750; SEM-II:397/750; SEM-III:423/725; SEM-IV:574/900; SEM-V:623/950; SEM-VI:696/925; SEM-VII:480/775; TOTAL: 4026/6425 (62.66%)												
/- FEMALE, #- 0.229, @- 0.5042/0.5043, *- 0.5045, \$- Carried Forward Grade, -- Dyslexia, A/ABS- Absent, F- Fails, P- Passes												
RR- Reserved, RLE- Reserve for Lower Examination, RPV- Provisional, RCC- 0.5050, ADC- Admission Cancelled												
G:Grade, GP:Grade Point, C:Credits, 腓:Sum of Credit Points, 腓G:Sum of Product of Credits & Grades												
SGPI:Semester Grade Performance Index = 腓G/腓, CGPI:Cumulative Grade Performance Index												
% Marks : 80 and Above 75-79.99 70-74.99 60-69.99 50-59.99 40-44.99 Less Than 40												
Grade / Gr. Pt. : O / 10 A / 9 B / 8 C / 7 D / 6 E / 5 P / 4 F / 0												

SEAT_NO	NAME	<--- Course-I --->		<--- Course-II --->		<--- Course-III --->		<Course-IV>	<Course-V>	TOTAL MARKS
		Th(80/32)	Tw(25/10)	Th(80/32)	Tw(25/10)	Th(80/32)	Tw(25/10)	Th(80/32)	Tw(50/20)	OUT OF 650
		In(20/08)	Or(25/10)	In(20/08)	Or(25/10)	In(20/08)	Or(25/10)	In(20/08)	Or(50/20)	RESULT REMARK
		Total	Total	Total	Total	Total	Total	Total	Total	
		C G GP C*G	C G GP C*G	C G GP C*G	C G GP C*G	C G GP C*G	C G GP C*G	C G GP C*G	C G GP C*G	腓 腓G SGPI
01. CE-C801	DES. & DRAW. OF R.C.STRU.	02. CE-C802		CONSTRUCTION MANAGEMENT		04. CE-DLO8032		INDUSTRIAL WASTE TREAT.		
18. ILO8029	ENVIRONMENT MANAGEMENT	19. CE-P804		PROJECT-PART II						
6280704	DALVI SAURABH SANTOSH SNEHAL									
		32	18	52	17	33	16	56	35	
		10	20	9	16	11	14	10	35	P 384
		42	38	61	33	44	30	66	70	
		4 P	4 16	1 A	9 9	4 C	7 28	1 C	7 7	4 P
										4 16
										1 C
										7 7
										4 P
										4 16
										1 C
										7 7
										3 C
										7 21
										6 B
										8 48
										24 152
										6.33
		SGPI: SEM-I: 6.04 ; SEM-II: 6.24 ; SEM-III: 5.78 ; SEM-IV: 5.33 ; SEM-V: 8.41 ; SEM-VI: 8.23 ; SEM-VII: 8.37 ; CGPI: 6.86								
		CREDITS: SEM-I: 27.0 ; SEM-II: 27.0 ; SEM-III: 23.0 ; SEM-IV: 27.0 ; SEM-V: 27.0 ; SEM-VI: 26.0 ; SEM-VII: 27.0								
		MARKS: SEM-I:420/750; SEM-II:426/750; SEM-III:379/725; SEM-IV:439/900; SEM-V:686/950; SEM-VI:645/925; SEM-VII:569/775; TOTAL: 3948/6425 (61.45%)								
6280705	/GANGAVANE SAKSHI SUNIL MANJU									
		41	18	46	17	49	16	41	35	
		10	17	10	18	12	14	9	35	P 388
		51	35	56	35	61	30	50	70	
		4 D	6 24	1 B	8 8	4 D	6 24	1 B	8 8	4 C
										7 28
										1 C
										7 7
										3 D
										6 18
										6 B
										8 48
										24 165
										6.88
		SGPI: SEM-I: 5.52 ; SEM-II: 5.33 ; SEM-III: 6.00 ; SEM-IV: 6.61 ; SEM-V: 8.67 ; SEM-VI: 9.08 ; SEM-VII: 8.04 ; CGPI: 7.03								
		CREDITS: SEM-I: 27.0 ; SEM-II: 27.0 ; SEM-III: 23.0 ; SEM-IV: 27.0 ; SEM-V: 27.0 ; SEM-VI: 26.0 ; SEM-VII: 27.0								
		MARKS: SEM-I:398/750; SEM-II:392/750; SEM-III:378/725; SEM-IV:536/900; SEM-V:711/950; SEM-VI:688/925; SEM-VII:566/775; TOTAL: 4057/6425 (63.14%)								
6280706	GHAG MANISH SANTOSH CHITRA									
		32	20	53	17	40	20	52	32	
		10	19	15	17	12	16	11	35	P 401
		42	39	68	34	52	36	63	67	
		4 P	4 16	1 A	9 9	4 C	7 28	1 C	7 7	4 D
										6 24
										1 B
										8 8
										3 C
										7 21
										6 C
										7 42
										24 155
										6.46
		SGPI: SEM-I: 5.96 ; SEM-II: 6.20 ; SEM-III: 6.30 ; SEM-IV: 6.52 ; SEM-V: 7.56 ; SEM-VI: 9.42 ; SEM-VII: 8.41 ; CGPI: 7.12								
		CREDITS: SEM-I: 27.0 ; SEM-II: 27.0 ; SEM-III: 23.0 ; SEM-IV: 27.0 ; SEM-V: 27.0 ; SEM-VI: 26.0 ; SEM-VII: 27.0								
		MARKS: SEM-I:437/750; SEM-II:445/750; SEM-III:430/725; SEM-IV:542/900; SEM-V:661/950; SEM-VI:746/925; SEM-VII:574/775; TOTAL: 4236/6425 (65.93%)								
/- FEMALE, #- 0.229, @- 0.5042/0.5043, *- 0.5045, \$- Carried Forward Grade, -- Dyslexia, A/ABS- Absent, F- Fails, P- Passes										
RR- Reserved, RLE- Reserve for Lower Examination, RPV- Provisional, RCC- 0.5050, ADC- Admission Cancelled										
G:Grade, GP:Grade Point, C:Credits, 腓:Sum of Credit Points, 腓G:Sum of Product of Credits & Grades										
SGPI:Semester Grade Performance Index = 腓G/腓, CGPI:Cumulative Grade Performance Index										
% Marks : 80 and Above 75-79.99 70-74.99 60-69.99 50-59.99 40-44.99 Less Than 40										
Grade / Gr. Pt. : O / 10 A / 9 B / 8 C / 7 D / 6 E / 5 P / 4 F / 0										

SEAT NO	NAME	<--- Course-I --->		<--- Course-II --->		<--- Course-III --->		<Course-IV>	<Course-V>	RESULT	REMARK	TOTAL MARKS
		Th(80/32)	Tw(25/10)	Th(80/32)	Tw(25/10)	Th(80/32)	Tw(25/10)	Th(80/32)	Tw(50/20)			OUT OF 650
		In(20/08)	Or(25/10)	In(20/08)	Or(25/10)	In(20/08)	Or(25/10)	In(20/08)	Or(50/20)			
		Total	Total	Total	Total	Total	Total	Total	Total			
		C G GP C*G	C G GP C*G	C G GP C*G	C G GP C*G	C G GP C*G	C G GP C*G	C G GP C*G	C G GP C*G	腓	腓G	SGPI
01. CE-C801	DES. & DRAW. OF R.C.STRU.	02. CE-C802		CONSTRUCTION MANAGEMENT		04. CE-DLO8032		INDUSTRIAL WASTE TREAT.				
18. ILO8029	ENVIRONMENT MANAGEMENT	19. CE-P804		PROJECT-PART II								
6280707	GOEL KUSHAGRA PRAVEEN KUMAR SUNITA RANI											
		30 @2	18	57	15	60	14	53	36			
		14	16	10	16	15	18	16	36	P		424 @2
		44 @2	34	67	31	75	32	69	72			
		4 E 5 20	1 C 7 7	4 C 7 28	1 C 7 7	4 A 9 36	1 C 7 7	3 C 7 21	6 B 8 48	24	174	7.25
		SGPI: SEM-I: 5.41 ; SEM-II: 5.26 ; SEM-III: 5.96 ; SEM-IV: 6.17 ; SEM-V: 8.78 ; SEM-VI: 9.38 ; SEM-VII: 9.15 ; CGPI: 7.18										
		CREDITS: SEM-I: 27.0 ; SEM-II: 27.0 ; SEM-III: 23.0 ; SEM-IV: 27.0 ; SEM-V: 27.0 ; SEM-VI: 26.0 ; SEM-VII: 27.0										
		MARKS: SEM-I:404/750; SEM-II:376/750; SEM-III:404/725; SEM-IV:502/900; SEM-V:725/950; SEM-VI:740/925; SEM-VII:620/775; TOTAL: 4197/6425 (65.32%)										
6280708	KARALE PRATHAMESH DNYANESHWAR UMA											
		32	21	41	18	53	22	54	44			
		15	21	13	21	14	16	14	44	P		443
		47	42	54	39	67	38	68	88			
		4 E 5 20	1 O 10 10	4 D 6 24	1 A 9 9	4 C 7 28	1 A 9 9	3 C 7 21	6 O 10 60	24	181	7.54
		SGPI: SEM-I: 6.89 ; SEM-II: 6.59 ; SEM-III: 5.83 ; SEM-IV: 5.28 ; SEM-V: 9.07 ; SEM-VI: 9.31 ; SEM-VII: 8.89 ; CGPI: 7.44										
		CREDITS: SEM-I: 27.0 ; SEM-II: 27.0 ; SEM-III: 23.0 ; SEM-IV: 27.0 ; SEM-V: 27.0 ; SEM-VI: 26.0 ; SEM-VII: 27.0										
		MARKS: SEM-I:480/750; SEM-II:467/750; SEM-III:411/725; SEM-IV:482/900; SEM-V:747/950; SEM-VI:744/925; SEM-VII:601/775; TOTAL: 4375/6425 (68.09%)										
6280709	KUMBHAR ROHIT BALASAHEB RAJESHREE											
		51	20	59	18	66	18	58	45			
		13	19	11	18	14	16	12	45	P		483
		64	39	70	36	80	34	70	90			
		4 C 7 28	1 A 9 9	4 B 8 32	1 B 8 8	4 O 10 40	1 C 7 7	3 B 8 24	6 O 10 60	24	208	8.67
		SGPI: SEM-I: 5.24 ; SEM-II: 6.48 ; SEM-III: 5.52 ; SEM-IV: 6.30 ; SEM-V: 8.26 ; SEM-VI: 9.12 ; SEM-VII: 8.52 ; CGPI: 7.27										
		CREDITS: SEM-I: 27.0 ; SEM-II: 27.0 ; SEM-III: 23.0 ; SEM-IV: 27.0 ; SEM-V: 27.0 ; SEM-VI: 26.0 ; SEM-VII: 27.0										
		MARKS: SEM-I:374/750; SEM-II:435/750; SEM-III:380/725; SEM-IV:513/900; SEM-V:683/950; SEM-VI:702/925; SEM-VII:585/775; TOTAL: 4155/6425 (64.67%)										
/- FEMALE, #- 0.229, @- 0.5042/0.5043, *- 0.5045, \$- Carried Forward Grade, ~- Dyslexia, A/ABS- Absent, F- Fails, P- Passes												
RR- Reserved, RLE- Reserve for Lower Examination, RPV- Provisional, RCC- 0.5050, ADC- Admission Cancelled												
G:Grade, GP:Grade Point, C:Credits, 腓:Sum of Credit Points, 腓G:Sum of Product of Credits & Grades												
SGPI:Semester Grade Performance Index = 腓G/腓, CGPI:Cumulative Grade Performance Index												
% Marks : 80 and Above 75-79.99 70-74.99 60-69.99 50-59.99 40-44.99 Less Than 40												
Grade / Gr. Pt. : O / 10 A / 9 B / 8 C / 7 D / 6 E / 5 P / 4 F / 0												



SEAT_NO	NAME	<----- Course-I ----->		<----- Course-II ----->		<----- Course-III ----->		<Course-IV>	<Course-V>	TOTAL MARKS
		Th(80/32)	Tw(25/10)	Th(80/32)	Tw(25/10)	Th(80/32)	Tw(25/10)	Th(80/32)	Tw(50/20)	OUT OF 650
		In(20/08)	Or(25/10)	In(20/08)	Or(25/10)	In(20/08)	Or(25/10)	In(20/08)	Or(50/20)	RESULT REMARK
		Total	Total	Total	Total	Total	Total	Total	Total	
		C G GP C*G	C G GP C*G	C G GP C*G	C G GP C*G	C G GP C*G	C G GP C*G	C G GP C*G	C G GP C*G	腓 腓G SGPI
01. CE-C801	DES. & DRAW. OF R.C.STRU.	02. CE-C802	CONSTRUCTION MANAGEMENT	04. CE-DLO8032	INDUSTRIAL WASTE TREAT.					
18. ILO8029	ENVIRONMENT MANAGEMENT	19. CE-P804	PROJECT-PART II							
6280710	MISHRA SHARAD CHANDRAPRAKASH AMBEY									
43	19	53	16	53	15	52	35			
15	18	11	16	13	15	12	35	P		421
58	37	64	32	66	30	64	70			
4 D	6 24 1 B 8 8	4 C 7 28 1 C 7 7	4 C 7 28 1 C 7 7	3 C 7 21	6 B 8 48	24 171	7.13			
SGPI: SEM-I: 7.63 ; SEM-II: 7.07 ; SEM-III: 7.61 ; SEM-IV: 7.76 ; SEM-V: 8.74 ; SEM-VI: 9.15 ; SEM-VII: 8.37 ; CGPI: 7.94										
CREDITS: SEM-I: 27.0 ; SEM-II: 27.0 ; SEM-III: 23.0 ; SEM-IV: 27.0 ; SEM-V: 27.0 ; SEM-VI: 26.0 ; SEM-VII: 27.0										
MARKS: SEM-I:524/750; SEM-II:493/750; SEM-III:503/725; SEM-IV:621/900; SEM-V:697/950; SEM-VI:718/925; SEM-VII:574/775; TOTAL: 4551/6425 (70.83%)										
6280711	NAIR ANAND MURALEEDHARAN SUDHA									
51	23	55	22	52	22	49	40			
17	23	17	22	17	19	14	40	P		483
68	46	72	44	69	41	63	80			
4 C	7 28 1 O 10 10	4 B 8 32 1 O 10 10	4 C 7 28 1 O 10 10	3 C 7 21	6 O 10 60	24 199	8.29			
SGPI: SEM-I: 6.56 ; SEM-II: 7.74 ; SEM-III: 8.35 ; SEM-IV: 8.93 ; SEM-V: 9.44 ; SEM-VI: 9.50 ; SEM-VII: 9.56 ; CGPI: 8.55										
CREDITS: SEM-I: 27.0 ; SEM-II: 27.0 ; SEM-III: 23.0 ; SEM-IV: 27.0 ; SEM-V: 27.0 ; SEM-VI: 26.0 ; SEM-VII: 27.0										
MARKS: SEM-I:471/750; SEM-II:530/750; SEM-III:546/725; SEM-IV:697/900; SEM-V:793/950; SEM-VI:755/925; SEM-VII:643/775; TOTAL: 4918/6425 (76.54%)										
6280712	PUROHIT JIGNESH PRAKASH DEVI									
60	20	60	18	57	17	60	46			
15	18	11	17	17	17	11	46	P		490
75	38	71	35	74	34	71	92			
4 A	9 36 1 A 9 9	4 B 8 32 1 B 8 8	4 B 8 32 1 C 7 7	3 B 8 24	6 O 10 60	24 208	8.67			
(DIPLOMA STUDENT)										
SGPI: SEM-III: 9.17 ; SEM-IV: 9.65 ; SEM-V: 9.22 ; SEM-VI: 9.27 ; SEM-VII: 9.37 ; CGPI: 9.24										
CREDITS: SEM-III: 23.0 ; SEM-IV: 27.0 ; SEM-V: 27.0 ; SEM-VI: 26.0 ; SEM-VII: 27.0										
MARKS: SEM-III:572/725; SEM-IV:733/900; SEM-V:770/950; SEM-VI:733/925; SEM-VII:633/775; TOTAL: 3931/4925 (79.82%)										
/- FEMALE, #- 0.229, @- 0.5042/0.5043, *- 0.5045, \$- Carried Forward Grade, -- Dyslexia, A/ABS- Absent, F- Fails, P- Passes										
RR- Reserved, RLE- Reserve for Lower Examination, RPV- Provisional, RCC- 0.5050, ADC- Admission Cancelled										
G:Grade, GP:Grade Point, C:Credits, 腓:Sum of Credit Points, 腓G:Sum of Product of Credits & Grades										
SGPI:Semester Grade Performance Index = 腓G/腓, CGPI:Cumulative Grade Performance Index										
% Marks : 80 and Above 75-79.99 70-74.99 60-69.99 50-59.99 45-49.99 40-44.99 Less Than 40										
Grade / Gr. Pt. : O / 10 A / 9 B / 8 C / 7 D / 6 E / 5 P / 4 F / 0										

SEAT NO	NAME	<--- Course-I --->		<--- Course-II --->		<--- Course-III --->		<Course-IV>	<Course-V>	RESULT	REMARK	TOTAL MARKS
		Th(80/32)	Tw(25/10)	Th(80/32)	Tw(25/10)	Th(80/32)	Tw(25/10)	Th(80/32)	Tw(50/20)			OUT OF 650
		In(20/08)	Or(25/10)	In(20/08)	Or(25/10)	In(20/08)	Or(25/10)	In(20/08)	Or(50/20)			
		Total	Total	Total	Total	Total	Total	Total	Total			
		C G GP C*G	C G GP C*G	C G GP C*G	C G GP C*G	C G GP C*G	C G GP C*G	C G GP C*G	C G GP C*G	腓	腓G	SGPI
01. CE-C801	DES. & DRAW. OF R.C.STRU.	02. CE-C802		CONSTRUCTION MANAGEMENT		04. CE-DLO8032		INDUSTRIAL WASTE TREAT.				
18. ILO8029	ENVIRONMENT MANAGEMENT	19. CE-P804		PROJECT-PART II								
6280713 /RAUT RIYA DILIP MANALI												
54	22	55	21	61	22	60	45					
18	22	16	21	13	20	14	45	P				509
72	44	71	42	74	42	74	90					
4 B	8 32	1 O 10 10	4 B 8 32	1 O 10 10	4 B 8 32	1 O 10 10	3 B 8 24	6 O 10 60	24 210			8.75
SGPI: SEM-I: 6.70 ; SEM-II: 6.76 ; SEM-III: 7.39 ; SEM-IV: 8.19 ; SEM-V: 9.52 ; SEM-VI: 9.81 ; SEM-VII:10.00 ; CGPI: 8.40												
CREDITS: SEM-I: 27.0 ; SEM-II: 27.0 ; SEM-III: 23.0 ; SEM-IV: 27.0 ; SEM-V: 27.0 ; SEM-VI: 26.0 ; SEM-VII: 27.0												
MARKS: SEM-I:472/750; SEM-II:481/750; SEM-III:499/725; SEM-IV:662/900; SEM-V:823/950; SEM-VI:798/925; SEM-VII:671/775; TOTAL: 4915/6425 (76.50%)												
6280714 TRIPATHI SACHIN SANJAY SUNITA												
48	20	53	18	55	17	54	35					
13	20	12	17	12	15	12	38	P				439
61	40	65	35	67	32	66	73					
4 C	7 28	1 O 10 10	4 C 7 28	1 B 8 8	4 C 7 28	1 C 7 7	3 C 7 21	6 B 8 48	24 178			7.42
SGPI: SEM-I: 5.48 ; SEM-II: 5.67 ; SEM-III: 5.91 ; SEM-IV: 6.61 ; SEM-V: 8.56 ; SEM-VI: 9.12 ; SEM-VII: 9.48 ; CGPI: 7.30												
CREDITS: SEM-I: 27.0 ; SEM-II: 27.0 ; SEM-III: 23.0 ; SEM-IV: 27.0 ; SEM-V: 27.0 ; SEM-VI: 26.0 ; SEM-VII: 27.0												
MARKS: SEM-I:418/750; SEM-II:402/750; SEM-III:403/725; SEM-IV:553/900; SEM-V:706/950; SEM-VI:716/925; SEM-VII:620/775; TOTAL: 4257/6425 (66.26%)												
6280715 VIRKAR ROHIT DILIP RAJABAI												
48	18	55	18	46	18	42	36					
11	18	12	17	11	14	12	39	P				415
59	36	67	35	57	32	54	75					
4 D	6 24	1 B 8 8	4 C 7 28	1 B 8 8	4 D 6 24	1 C 7 7	3 D 6 18	6 A 9 54	24 171			7.13
SGPI: SEM-I: 6.19 ; SEM-II: 5.54 ; SEM-III: 6.17 ; SEM-IV: 6.06 ; SEM-V: 8.59 ; SEM-VI: 8.77 ; SEM-VII: 8.44 ; CGPI: 7.12												
CREDITS: SEM-I: 27.0 ; SEM-II: 27.0 ; SEM-III: 23.0 ; SEM-IV: 27.0 ; SEM-V: 27.0 ; SEM-VI: 26.0 ; SEM-VII: 27.0												
MARKS: SEM-I:432/750; SEM-II:397/750; SEM-III:417/725; SEM-IV:517/900; SEM-V:716/950; SEM-VI:677/925; SEM-VII:579/775; TOTAL: 4150/6425 (64.59%)												
/- FEMALE, #- 0.229, @- 0.5042/0.5043, *- 0.5045, \$- Carried Forward Grade, -- Dyslexia, A/ABS- Absent, F- Fails, P- Passes												
RR- Reserved, RLE- Reserve for Lower Examination, RPV- Provisional, RCC- 0.5050, ADC- Admission Cancelled												
G:Grade, GP:Grade Point, C:Credits, 腓:Sum of Credit Points, 腓G:Sum of Product of Credits & Grades												
SGPI:Semester Grade Performance Index = 腓G/腓, CGPI:Cumulative Grade Performance Index												
% Marks : 80 and Above 75-79.99 70-74.99 60-69.99 50-59.99 40-44.99 Less Than 40												
Grade / Gr. Pt. : O / 10 A / 9 B / 8 C / 7 D / 6 E / 5 P / 4 F / 0												

SEAT NO	NAME	Course-I		Course-II		Course-III		Course-IV	Course-V	RESULT	REMARK	TOTAL MARKS						
Th(80/32)	Tw(25/10)	Th(80/32)	Tw(25/10)	Th(80/32)	Tw(25/10)	Th(80/32)	Tw(50/20)	Th(80/32)	Tw(50/20)			OUT OF 650						
In(20/08)	Or(25/10)	In(20/08)	Or(25/10)	In(20/08)	Or(25/10)	In(20/08)	Or(50/20)											
Total	Total	Total	Total	Total	Total	Total	Total											
C G GP C*G	C G GP C*G	C G GP C*G	C G GP C*G	C G GP C*G	C G GP C*G	C G GP C*G	C G GP C*G			腓 腓G	SGPI							
01. CE-C801	DES. & DRAW. OF R.C.STRU.	02. CE-C802	CONSTRUCTION MANAGEMENT	04. CE-DLO8032	INDUSTRIAL WASTE TREAT.													
18. ILO8029	ENVIRONMENT MANAGEMENT	19. CE-P804	PROJECT-PART II															
6280716	VISHWAKARMA ABHISHEK ASHOK GEETA																	
46	20	48	17	36	17	55	42											
13	19	12	16	11	15	9	43		P			419						
59	39	60	33	47	32	64	85											
4 D	6 24	1 A	9 9	4 C	7 28	1 C	7 7	4 E	5 20	1 C	7 7	3 C	7 21	6 O	10 60	24	176	7.33
SGPI: SEM-I: 5.80 ; SEM-II: 6.39 ; SEM-III: 6.26 ; SEM-IV: 6.15 ; SEM-V: 8.52 ; SEM-VI: 8.73 ; SEM-VII: 8.63 ; CGPI: 7.24																		
CREDITS: SEM-I: 27.0 ; SEM-II: 27.0 ; SEM-III: 23.0 ; SEM-IV: 27.0 ; SEM-V: 27.0 ; SEM-VI: 26.0 ; SEM-VII: 27.0																		
MARKS: SEM-I:414/750; SEM-II:456/750; SEM-III:416/725; SEM-IV:532/900; SEM-V:695/950; SEM-VI:695/925; SEM-VII:593/775; TOTAL: 4220/6425 (65.68%)																		
6280717	YADAV SARTHAK VIKRAMAPRASAD SHILADEVI																	
41	20	54	19	37	18	54	46											
14	17	15	20	13	18	10	46		P			442						
55	37	69	39	50	36	64	92											
4 D	6 24	1 B	8 8	4 C	7 28	1 A	9 9	4 D	6 24	1 B	8 8	3 C	7 21	6 O	10 60	24	182	7.58
SGPI: SEM-I: 5.78 ; SEM-II: 6.39 ; SEM-III: 7.35 ; SEM-IV: 7.57 ; SEM-V: 9.00 ; SEM-VI: 9.04 ; SEM-VII: 9.26 ; CGPI: 7.75																		
CREDITS: SEM-I: 27.0 ; SEM-II: 27.0 ; SEM-III: 23.0 ; SEM-IV: 27.0 ; SEM-V: 27.0 ; SEM-VI: 26.0 ; SEM-VII: 27.0																		
MARKS: SEM-I:428/750; SEM-II:448/750; SEM-III:482/725; SEM-IV:607/900; SEM-V:744/950; SEM-VI:712/925; SEM-VII:619/775; TOTAL: 4482/6425 (69.76%)																		
6280718	/YEDAGE KAJAL DADA ALANDABAI																	
41	19	38	22	42	19	51	35											
10	16	11	21	10	17	9	35		P			396						
51	35	49	43	52	36	60	70											
4 D	6 24	1 B	8 8	4 E	5 20	1 O	10 10	4 D	6 24	1 B	8 8	3 C	7 21	6 B	8 48	24	163	6.79
SGPI: SEM-I: 6.59 ; SEM-II: 5.80 ; SEM-III: 6.22 ; SEM-IV: 6.70 ; SEM-V: 8.74 ; SEM-VI: 9.42 ; SEM-VII: 8.81 ; CGPI: 7.40																		
CREDITS: SEM-I: 27.0 ; SEM-II: 27.0 ; SEM-III: 23.0 ; SEM-IV: 27.0 ; SEM-V: 27.0 ; SEM-VI: 26.0 ; SEM-VII: 27.0																		
MARKS: SEM-I:454/750; SEM-II:413/750; SEM-III:422/725; SEM-IV:548/900; SEM-V:744/950; SEM-VI:751/925; SEM-VII:605/775; TOTAL: 4333/6425 (67.44%)																		
/- FEMALE, #- 0.229, @- 0.5042/0.5043, *- 0.5045, \$- Carried Forward Grade, -- Dyslexia, A/ABS- Absent, F- Fails, P- Passes																		
RR- Reserved, RLE- Reserve for Lower Examination, RPV- Provisional, RCC- 0.5050, ADC- Admission Cancelled																		
G:Grade, GP:Grade Point, C:Credits, 腓:Sum of Credit Points, 腓G:Sum of Product of Credits & Grades																		
SGPI:Semester Grade Performance Index = 腓G/腓, CGPI:Cumulative Grade Performance Index																		
% Marks : 80 and Above 75-79.99 70-74.99 60-69.99 50-59.99 40-44.99 Less Than 40																		
Grade / Gr. Pt. : O / 10 A / 9 B / 8 C / 7 D / 6 E / 5 P / 4 F / 0																		

SEAT_NO	NAME	<--- Course-I --->		<--- Course-II --->		<--- Course-III --->		<Course-IV>	<Course-V>	TOTAL MARKS
		Th(80/32)	Tw(25/10)	Th(80/32)	Tw(25/10)	Th(80/32)	Tw(25/10)	Th(80/32)	Tw(50/20)	OUT OF 650
		In(20/08)	Or(25/10)	In(20/08)	Or(25/10)	In(20/08)	Or(25/10)	In(20/08)	Or(50/20)	RESULT REMARK
		Total	Total	Total	Total	Total	Total	Total	Total	
		C G GP C*G	C G GP C*G	C G GP C*G	C G GP C*G	C G GP C*G	C G GP C*G	C G GP C*G	C G GP C*G	腓 腓G SGPI
01. CE-C801	DES. & DRAW. OF R.C.STRU.	02. CE-C802		CONSTRUCTION MANAGEMENT		06. CE-DL08034		BRIDGE ENGG. AND DESIGN		
10. ILO8021	PROJECT MANAGEMENT	19. CE-P804		PROJECT-PART II						
6280719 /GHORAI PIYA PROVASH MOUSUMI										
52	23	56	22	52	22	64	42			
19	22	17	22	13	21	20	43	P		510
71	45	73	44	65	43	84	85			
4 B	8 32 1 O 10 10	4 B	8 32 1 O 10 10	4 C	7 28 1 O 10 10	3 O	10 30	6 O	10 60	24 212 8.83
(DIPLOMA STUDENT)										
SGPI: SEM-III: 9.22 ; SEM-IV:10.00 ; SEM-V: 9.48 ; SEM-VI: 9.85 ; SEM-VII: 9.93 ; CGPI: 9.57										
CREDITS: SEM-III: 23.0 ; SEM-IV: 27.0 ; SEM-V: 27.0 ; SEM-VI: 26.0 ; SEM-VII: 27.0										
MARKS: SEM-III:570/725; SEM-IV:772/900; SEM-V:818/950; SEM-VI:813/925; SEM-VII:668/775; TOTAL: 4151/4925 (84.28%)										
6280720 /KARUDEKAR TEJASWINI MANOHAR MANISHA										
43	23	50	22	39	23	53	42			
17	21	16	22	10	20	17	43	P		461
60	44	66	44	49	43	70	85			
4 C	7 28 1 O 10 10	4 C	7 28 1 O 10 10	4 E	5 20 1 O 10 10	3 B	8 24	6 O	10 60	24 190 7.92
(DIPLOMA STUDENT)										
SGPI: SEM-III: 5.83 ; SEM-IV: 6.85 ; SEM-V: 9.41 ; SEM-VI: 9.85 ; SEM-VII:10.00 ; CGPI: 8.37										
CREDITS: SEM-III: 23.0 ; SEM-IV: 27.0 ; SEM-V: 27.0 ; SEM-VI: 26.0 ; SEM-VII: 27.0										
MARKS: SEM-III:416/725; SEM-IV:572/900; SEM-V:805/950; SEM-VI:798/925; SEM-VII:669/775; TOTAL: 3721/4925 (75.55%)										
6280721 MANDAVKAR SHREYAS RAJU RAJASHREE										
50	22	44	19	59	20	63	44			
13	20	15	17	11	20	19	44	P		480
63	42	59	36	70	40	82	88			
4 C	7 28 1 O 10 10	4 D	6 24 1 B 8 8	4 B	8 32 1 O 10 10	3 O	10 30	6 O	10 60	24 202 8.42
SGPI: SEM-I: 5.46 ; SEM-II: 6.57 ; SEM-III: 6.30 ; SEM-IV: 7.15 ; SEM-V: 9.30 ; SEM-VI: 9.73 ; SEM-VII: 9.33 ; CGPI: 7.79										
CREDITS: SEM-I: 27.0 ; SEM-II: 27.0 ; SEM-III: 23.0 ; SEM-IV: 27.0 ; SEM-V: 27.0 ; SEM-VI: 26.0 ; SEM-VII: 27.0										
MARKS: SEM-I:407/750; SEM-II:473/750; SEM-III:425/725; SEM-IV:581/900; SEM-V:755/950; SEM-VI:753/925; SEM-VII:627/775; TOTAL: 4501/6425 (70.05%)										
/- FEMALE, #- 0.229, @- 0.5042/0.5043, *- 0.5045, \$- Carried Forward Grade, -- Dyslexia, A/ABS- Absent, F- Fails, P- Passes										
RR- Reserved, RLE- Reserve for Lower Examination, RPV- Provisional, RCC- 0.5050, ADC- Admission Cancelled										
G:Grade, GP:Grade Point, C:Credits, 腓:Sum of Credit Points, 腓G:Sum of Product of Credits & Grades										
SGPI:Semester Grade Performance Index = 腓G/腓, CGPI:Cumulative Grade Performance Index										
% Marks : 80 and Above 75-79.99 70-74.99 60-69.99 50-59.99 40-44.99 Less Than 40										
Grade / Gr. Pt. : O / 10 A / 9 B / 8 C / 7 D / 6 E / 5 P / 4 F / 0										

SEAT_NO	NAME	<--- Course-I --->		<--- Course-II --->		<--- Course-III --->		<Course-IV>	<Course-V>	RESULT	REMARK	TOTAL MARKS
		Th(80/32)	Tw(25/10)	Th(80/32)	Tw(25/10)	Th(80/32)	Tw(25/10)	Th(80/32)	Tw(50/20)			OUT OF 650
		In(20/08)	Or(25/10)	In(20/08)	Or(25/10)	In(20/08)	Or(25/10)	In(20/08)	Or(50/20)			
		Total	Total	Total	Total	Total	Total	Total	Total			
		C G GP C*G	C G GP C*G	C G GP C*G	C G GP C*G	C G GP C*G	C G GP C*G	C G GP C*G	C G GP C*G	腓	腓G	SGPI
01. CE-C801	DES. & DRAW. OF R.C.STRU.	02. CE-C802		CONSTRUCTION MANAGEMENT		06. CE-DL08034		BRIDGE ENGG. AND DESIGN				
10. ILO8021	PROJECT MANAGEMENT	19. CE-P804		PROJECT-PART II								
6280722	MISTRY KRUTARTH RAMESH ILA											
		51	20	51	16	48	20	58	43			
		9	19	11	19	10	20	17	43	P		455
		60	39	62	35	58	40	75	86			
		4 C 7 28 1 A 9 9	4 C 7 28 1 B 8 8	4 D 6 24 1 O 10 10	3 A 9 27	6 O 10 60	24 194	8.08				
		SGPI: SEM-I: 6.00 ; SEM-II: 6.04 ; SEM-III: 5.74 ; SEM-IV: 6.24 ; SEM-V: 9.04 ; SEM-VI: 9.46 ; SEM-VII: 8.63 ; CGPI: 7.42										
		CREDITS: SEM-I: 27.0 ; SEM-II: 27.0 ; SEM-III: 23.0 ; SEM-IV: 27.0 ; SEM-V: 27.0 ; SEM-VI: 26.0 ; SEM-VII: 27.0										
		MARKS: SEM-I:440/750; SEM-II:437/750; SEM-III:401/725; SEM-IV:507/900; SEM-V:730/950; SEM-VI:729/925; SEM-VII:583/775; TOTAL: 4282/6425 (66.65%)										
6280723	/MORAJKAR AMISHA ANKUSH ANITA											
		59	22	62	22	50	22	55	45			
		17	22	18	21	12	21	18	45	P		511
		76	44	80	43	62	43	73	90			
		4 A 9 36 1 O 10 10	4 O 10 40 1 O 10 10	4 C 7 28 1 O 10 10	3 B 8 24	6 O 10 60	24 218	9.08				
	(DIPLOMA STUDENT)	SGPI: SEM-III: 6.96 ; SEM-IV: 7.85 ; SEM-V: 9.52 ; SEM-VI: 9.81 ; SEM-VII: 9.81 ; CGPI: 8.88										
		CREDITS: SEM-III: 23.0 ; SEM-IV: 27.0 ; SEM-V: 27.0 ; SEM-VI: 26.0 ; SEM-VII: 27.0										
		MARKS: SEM-III:463/725; SEM-IV:644/900; SEM-V:814/950; SEM-VI:808/925; SEM-VII:670/775; TOTAL: 3910/4925 (79.39%)										
6280724	MORE PRATHAMESH PARESH POOJA											
		56	21	64	20	56	20	50	45			
		14	20	15	18	11	20	14	45	P		489
		70	41	79	38	67	40	64	90			
		4 B 8 32 1 O 10 10	4 A 9 36 1 A 9 9	4 C 7 28 1 O 10 10	3 C 7 21	6 O 10 60	24 206	8.58				
		SGPI: SEM-I: 6.78 ; SEM-II: 6.50 ; SEM-III: 7.00 ; SEM-IV: 6.80 ; SEM-V: 8.67 ; SEM-VI: 8.69 ; SEM-VII: 9.22 ; CGPI: 7.78										
		CREDITS: SEM-I: 27.0 ; SEM-II: 27.0 ; SEM-III: 23.0 ; SEM-IV: 27.0 ; SEM-V: 27.0 ; SEM-VI: 26.0 ; SEM-VII: 27.0										
		MARKS: SEM-I:477/750; SEM-II:460/750; SEM-III:459/725; SEM-IV:556/900; SEM-V:715/950; SEM-VI:706/925; SEM-VII:618/775; TOTAL: 4480/6425 (69.73%)										
/- FEMALE, #- 0.229, @- 0.5042/0.5043, *- 0.5045, \$- Carried Forward Grade, ~- Dyslexia, A/ABS- Absent, F- Fails, P- Passes												
RR- Reserved, RLE- Reserve for Lower Examination, RPV- Provisional, RCC- 0.5050, ADC- Admission Cancelled												
G:Grade, GP:Grade Point, C:Credits, 腓:Sum of Credit Points, 腓G:Sum of Product of Credits & Grades												
SGPI:Semester Grade Performance Index = 腓G/腓, CGPI:Cumulative Grade Performance Index												
% Marks : 80 and Above 75-79.99 70-74.99 60-69.99 50-59.99 40-44.99 Less Than 40												
Grade / Gr. Pt. : O / 10 A / 9 B / 8 C / 7 D / 6 E / 5 P / 4 F / 0												

SEAT_NO	NAME	<----- Course-I ----->		<----- Course-II ----->		<----- Course-III ----->		<Course-IV>	<Course-V>	RESULT REMARK	TOTAL MARKS
		Th(80/32)	Tw(25/10)	Th(80/32)	Tw(25/10)	Th(80/32)	Tw(25/10)	Th(80/32)	Tw(50/20)		OUT OF 650
		In(20/08)	Or(25/10)	In(20/08)	Or(25/10)	In(20/08)	Or(25/10)	In(20/08)	Or(50/20)		
		Total	Total	Total	Total	Total	Total	Total	Total		
		C G GP C*G	C G GP C*G	C G GP C*G	C G GP C*G	C G GP C*G	C G GP C*G	C G GP C*G	C G GP C*G	腓 腓G SGPI	
01. CE-C801	DES. & DRAW. OF R.C.STRU.			02. CE-C802	CONSTRUCTION MANAGEMENT		06. CE-DL08034		BRIDGE ENGG. AND DESIGN		
10. ILO8021	PROJECT MANAGEMENT			19. CE-P804	PROJECT-PART II						
-----											
6280725 /PANCHAL AYUSHA YOGESH MAYA											
60	18	54	20	56	20	51	42				
18	20	18	20	16	20	18	42		P		493
78	38	72	40	72	40	69	84				
4 A	9 36	1 A 9 9	4 B 8 32	1 O 10 10	4 B 8 32	1 O 10 10	3 C 7 21	6 O 10 60	24 210	8.75	
(DIPLOMA STUDENT)											
SGPI: SEM-III: 9.39 ; SEM-IV: 9.81 ; SEM-V: 9.48 ; SEM-VI: 9.04 ; SEM-VII: 9.37 ; CGPI: 9.32											
CREDITS: SEM-III: 23.0 ; SEM-IV: 27.0 ; SEM-V: 27.0 ; SEM-VI: 26.0 ; SEM-VII: 27.0											
MARKS: SEM-III:599/725; SEM-IV:775/900; SEM-V:833/950; SEM-VI:723/925; SEM-VII:633/775; TOTAL: 4056/4925 (82.36%)											
-----											
6280726 PANDIT YASH DHARMA APARNA											
46	21	57	21	52	20	57	42				
13	20	12	18	11	20	14	43		P		467
59	41	69	39	63	40	71	85				
4 D	6 24	1 O 10 10	4 C 7 28	1 A 9 9	4 C 7 28	1 O 10 10	3 B 8 24	6 O 10 60	24 193	8.04	
SGPI: SEM-I: 5.72 ; SEM-II: 5.52 ; SEM-III: 6.13 ; SEM-IV: 6.96 ; SEM-V: 9.04 ; SEM-VI: 9.42 ; SEM-VII: 9.48 ; CGPI: 7.55											
CREDITS: SEM-I: 27.0 ; SEM-II: 27.0 ; SEM-III: 23.0 ; SEM-IV: 27.0 ; SEM-V: 27.0 ; SEM-VI: 26.0 ; SEM-VII: 27.0											
MARKS: SEM-I:420/750; SEM-II:396/750; SEM-III:436/725; SEM-IV:572/900; SEM-V:752/950; SEM-VI:740/925; SEM-VII:633/775; TOTAL: 4416/6425 (68.73%)											
-----											
6280727 /PATIL PRIYA DNYANESHWAR SULBHA											
38	19	36	18	32	19	54	35				
14	17	19	18	8	16	11	35		P		389
52	36	55	36	40	35	65	70				
4 D	6 24	1 B 8 8	4 D 6 24	1 B 8 8	4 P 4 16	1 B 8 8	3 C 7 21	6 B 8 48	24 157	6.54	
(DIPLOMA STUDENT)											
SGPI: SEM-III: 6.48 ; SEM-IV: 6.28 ; SEM-V: 9.22 ; SEM-VI: 9.00 ; SEM-VII: 8.67 ; CGPI: 7.74 @0.01											
CREDITS: SEM-III: 23.0 ; SEM-IV: 27.0 ; SEM-V: 27.0 ; SEM-VI: 26.0 ; SEM-VII: 27.0											
MARKS: SEM-III:441/725; SEM-IV:523/900; SEM-V:761/950; SEM-VI:715/925; SEM-VII:590/775; TOTAL: 3419/4925 (69.42%)											
-----											
/- FEMALE, #- 0.229, @- 0.5042/0.5043, *- 0.5045, \$- Carried Forward Grade, -- Dyslexia, A/ABS- Absent, F- Fails, P- Passes											
RR- Reserved, RLE- Reserve for Lower Examination, RPV- Provisional, RCC- 0.5050, ADC- Admission Cancelled											
G:Grade, GP:Grade Point, C:Credits, 腓:Sum of Credit Points, 腓G:Sum of Product of Credits & Grades											
SGPI:Semester Grade Performance Index = 腓G/腓, CGPI:Cumulative Grade Performance Index											
% Marks : 80 and Above 75-79.99 70-74.99 60-69.99 50-59.99 40-44.99 Less Than 40											
Grade / Gr. Pt. : O / 10 A / 9 B / 8 C / 7 D / 6 E / 5 P / 4 F / 0											

SEAT NO	NAME	<--- Course-I --->		<--- Course-II --->		<--- Course-III --->		<Course-IV>		<Course-V>		RESULT	REMARK	TOTAL MARKS						
		Th(80/32)	Tw(25/10)	Th(80/32)	Tw(25/10)	Th(80/32)	Tw(25/10)	Th(80/32)	Tw(50/20)	Th(80/32)	Tw(50/20)			OUT OF 650						
		In(20/08)	Or(25/10)	In(20/08)	Or(25/10)	In(20/08)	Or(25/10)	In(20/08)	Or(50/20)											
		Total	Total	Total	Total	Total	Total	Total	Total											
		C G GP C*G	C G GP C*G	C G GP C*G	C G GP C*G	C G GP C*G	C G GP C*G	C G GP C*G	C G GP C*G			腓 腓G	SGPI							
01. CE-C801	DES. & DRAW. OF R.C.STRU.	02. CE-C802		CONSTRUCTION MANAGEMENT		06. CE-DLO8034		BRIDGE ENGG. AND DESIGN												
10. ILO8021	PROJECT MANAGEMENT	19. CE-P804		PROJECT-PART II																
6280728 POYREKAR JITESH SANTOSH SAMITA																				
		34	23	50	18	48	21	58	42											
		14	21	14	18	10	20	16	42		P			449						
		48	44	64	36	58	41	74	84											
		4 E	5 20	1 O	10 10	4 C	7 28	1 B	8 8	4 D	6 24	1 O	10 10	3 B	8 24	6 O	10 60	24	184	7.67
		SGPI: SEM-I: 6.02 ; SEM-II: 6.19 ; SEM-III: 6.09 ; SEM-IV: 6.44 ; SEM-V: 8.70 ; SEM-VI: 8.96 ; SEM-VII: 9.26 ; CGPI: 7.43																		
		CREDITS: SEM-I: 27.0 ; SEM-II: 27.0 ; SEM-III: 23.0 ; SEM-IV: 27.0 ; SEM-V: 27.0 ; SEM-VI: 26.0 ; SEM-VII: 27.0																		
		MARKS: SEM-I:434/750; SEM-II:446/750; SEM-III:425/725; SEM-IV:535/900; SEM-V:750/950; SEM-VI:718/925; SEM-VII:626/775; TOTAL: 4383/6425 (68.22%)																		
6280729 SARAF SMIT SANDIP MANISHA																				
		37	20	49	19	40	20	46	38											
		14	20	9	19	10	20	17	40		P			418						
		51	40	58	38	50	40	63	78											
		4 D	6 24	1 O	10 10	4 D	6 24	1 A	9 9	4 D	6 24	1 O	10 10	3 C	7 21	6 A	9 54	24	176	7.33
		SGPI: SEM-I: 6.19 ; SEM-II: 6.09 ; SEM-III: 5.43 ; SEM-IV: 5.89 ; SEM-V: 8.74 ; SEM-VI: 9.19 ; SEM-VII: 8.89 ; CGPI: 7.24																		
		CREDITS: SEM-I: 27.0 ; SEM-II: 27.0 ; SEM-III: 23.0 ; SEM-IV: 27.0 ; SEM-V: 27.0 ; SEM-VI: 26.0 ; SEM-VII: 27.0																		
		MARKS: SEM-I:444/750; SEM-II:429/750; SEM-III:378/725; SEM-IV:490/900; SEM-V:721/950; SEM-VI:718/925; SEM-VII:583/775; TOTAL: 4181/6425 (65.07%)																		
01. CE-C801	DES. & DRAW. OF R.C.STRU.	02. CE-C802		CONSTRUCTION MANAGEMENT		06. CE-DLO8034		BRIDGE ENGG. AND DESIGN												
18. ILO8029	ENVIRONMENT MANAGEMENT	19. CE-P804		PROJECT-PART II																
6280730 ANNADATE PRATIK SANTOSHKUMAR REKHA																				
		56	20	44	19	55	21	60	40											
		16	20	16	18	13	20	13	42		P			473						
		72	40	60	37	68	41	73	82											
		4 B	8 32	1 O	10 10	4 C	7 28	1 B	8 8	4 C	7 28	1 O	10 10	3 B	8 24	6 O	10 60	24	200	8.33
		SGPI: SEM-I: 6.19 ; SEM-II: 6.30 ; SEM-III: 6.78 ; SEM-IV: 7.72 ; SEM-V: 9.00 ; SEM-VI: 9.23 ; SEM-VII: 9.00 ; CGPI: 7.82																		
		CREDITS: SEM-I: 27.0 ; SEM-II: 27.0 ; SEM-III: 23.0 ; SEM-IV: 27.0 ; SEM-V: 27.0 ; SEM-VI: 26.0 ; SEM-VII: 27.0																		
		MARKS: SEM-I:443/750; SEM-II:434/750; SEM-III:461/725; SEM-IV:609/900; SEM-V:721/950; SEM-VI:720/925; SEM-VII:621/775; TOTAL: 4482/6425 (69.76%)																		
/- FEMALE, #- 0.229, @- 0.5042/0.5043, *- 0.5045, \$- Carried Forward Grade, -- Dyslexia, A/ABS- Absent, F- Fails, P- Passes																				
RR- Reserved, RLE- Reserve for Lower Examination, RPV- Provisional, RCC- 0.5050, ADC- Admission Cancelled																				
G:Grade, GP:Grade Point, C:Credits, 腓:Sum of Credit Points, 腓G:Sum of Product of Credits & Grades																				
SGPI:Semester Grade Performance Index = 腓G/腓, CGPI:Cumulative Grade Performance Index																				
% Marks : 80 and Above 75-79.99 70-74.99 60-69.99 50-59.99 40-44.99 Less Than 40																				
Grade / Gr. Pt. : O / 10 A / 9 B / 8 C / 7 D / 6 E / 5 P / 4 F / 0																				

SEAT_NO	NAME	<--- Course-I --->			<--- Course-II --->			<--- Course-III --->			<Course-IV>	<Course-V>	TOTAL MARKS
Th(80/32)	Tw(25/10)	Th(80/32)	Tw(25/10)	Th(80/32)	Tw(25/10)	Th(80/32)	Tw(25/10)	Th(80/32)	Tw(50/20)	RESULT REMARK	OUT OF 650		
In(20/08)	Or(25/10)	In(20/08)	Or(25/10)	In(20/08)	Or(25/10)	In(20/08)	Or(25/10)	In(20/08)	Or(50/20)				
Total	Total	Total	Total	Total	Total	Total	Total	Total	Total	腓 腓G SGPI			
C G GP C*G	C G GP C*G	C G GP C*G	C G GP C*G	C G GP C*G	C G GP C*G	C G GP C*G	C G GP C*G	C G GP C*G	C G GP C*G				
01. CE-C801	DES. & DRAW. OF R.C.STRU.	02. CE-C802	CONSTRUCTION MANAGEMENT	06. CE-DL08034	BRIDGE ENGG. AND DESIGN								
18. ILO8029	ENVIRONMENT MANAGEMENT	19. CE-P804	PROJECT-PART II										
6280731	BAVDANE ASHISH BALKRISHNA MANJULA												
65	23	63	22	69	23	59	42						
17	21	17	18	19	23	15	45	P			541		
82	44	80	40	88	46	74	87						
4 O 10 40	1 O 10 10	4 O 10 40	1 O 10 10	4 O 10 40	1 O 10 10	3 B 8 24	6 O 10 60	24 234	9.75				
(DIPLOMA STUDENT)													
SGPI: SEM-III: 9.13 ; SEM-IV: 8.87 ; SEM-V: 9.52 ; SEM-VI: 9.92 ; SEM-VII:10.00 ; CGPI: 9.54													
CREDITS: SEM-III: 23.0 ; SEM-IV: 27.0 ; SEM-V: 27.0 ; SEM-VI: 26.0 ; SEM-VII: 27.0													
MARKS: SEM-III:604/725; SEM-IV:698/900; SEM-V:824/950; SEM-VI:795/925; SEM-VII:678/775; TOTAL: 4140/4925 (84.06%)													
6280732	CHAUDHARI RAHUL PRAVIN MANJU												
50	21	55	20	63	20	66	42						
18	20	18	18	15	20	15	44	P			505		
68	41	73	38	78	40	81	86						
4 C 7 28	1 O 10 10	4 B 8 32	1 A 9 9	4 A 9 36	1 O 10 10	3 O 10 30	6 O 10 60	24 215	8.96				
SGPI: SEM-I: 8.19 ; SEM-II: 7.93 ; SEM-III: 9.04 ; SEM-IV: 9.91 ; SEM-V: 9.30 ; SEM-VI: 9.46 ; SEM-VII: 9.33 ; CGPI: 9.01													
CREDITS: SEM-I: 27.0 ; SEM-II: 27.0 ; SEM-III: 23.0 ; SEM-IV: 27.0 ; SEM-V: 27.0 ; SEM-VI: 26.0 ; SEM-VII: 27.0													
MARKS: SEM-I:553/750; SEM-II:543/750; SEM-III:571/725; SEM-IV:754/900; SEM-V:762/950; SEM-VI:745/925; SEM-VII:626/775; TOTAL: 5059/6425 (78.74%)													
/- FEMALE, #- 0.229, @- 0.5042/0.5043, *- 0.5045, \$- Carried Forward Grade, ~- Dyslexia, A/ABS- Absent, F- Fails, P- Passes													
RR- Reserved, RLE- Reserve for Lower Examination, RPV- Provisional, RCC- 0.5050, ADC- Admission Cancelled													
G:Grade, GP:Grade Point, C:Credits, 腓:Sum of Credit Points, 腓G:Sum of Product of Credits & Grades													
SGPI:Semester Grade Performance Index = 腓G/腓, CGPI:Cumulative Grade Performance Index													
% Marks : 80 and Above 75-79.99 70-74.99 60-69.99 50-59.99 45-49.99 40-44.99 Less Than 40													
Grade / Gr. Pt. : O / 10 A / 9 B / 8 C / 7 D / 6 E / 5 P / 4 F / 0													

*A. S. Radke*

**HEAD**  
DEPT. OF CIVIL ENGG.  
Vidyavardhini's College of  
Engineering & Technology  
Vasal Road (W)- 401202.







# Vidyavardhini's College of Engineering & Technology

K. T. Marg, Near Railway Station, Vasai Road(W), Dist. Palghar, Pin. 401202

## Annual Report for Final Year Results

### Academic Year 2020-21

Program Code	Program Name	Number of students appeared in the final year examination	Number of students passed in final year examination	Passing Percentage
319461210	Mechanical Engineering	71	71	100
319437210	Electronics and Telecommunication Engineering	71	71	100
319446610	Instrumentation Engineering	65	65	100
319424510	Computer Engineering	71	71	100
319424610	Information Technology	65	65	100
319419110	Civil Engineering	72	72	100
319461290	Mechanical Engineering -II	62	62	100
<b>Overall Result</b>		<b>477</b>	<b>477</b>	<b>100</b>

Mr. Vishal Pande  
I/C Exam



Dr. Harish Vankudre  
Principal

VIDYAVARDHINI'S COLLEGE OF ENGG. & TECH. VASAI ROAD

Date:02/08/2021

Result of B.E./Mechanical Engg./Semester VIII(CBCGS) May-June-2021

	VCET	University
Number of Candidates Registered	133	Percentage record not received from University
Admitted	133	
Absent	Nil	
Appeared	133	
Pass	132	
RLE	01	
Fail	Nil	
PPR	Nil	
Pass Percentage	100	

BREAK UP OF SUCCESSFUL CANDIDATES

DISTINCTION	74
I Class	58
II Class	Nil
Pass	Nil
Pass (RLE)	01

Meritorious students

Sr. No.	Seat No.	Name	VCET Rank	CGPI	VCET pass%
1	14282687	Baisane Prem Harish Smita	1 <sup>st</sup>	9.64	84.67
2	14282812	Phadale Omkar Govind Shaila	2 <sup>nd</sup>	9.59	83.93
3	14282695	Mishra Raviranjana Sanjay Aasha	3 <sup>rd</sup>	9.28	81.27
4	14282730	Ringe Arun Dagdu Jana	4 <sup>th</sup>	9.12	80.82
5	14282694	Mergu Omkar Minanath Shalini	5 <sup>th</sup>	9.11	80.33
6	14282782	Dhamecha Devesh Chetan Seema	6 <sup>th</sup>	9.03	78.27
7	14282737	Siddique Raghav Ajmeri	7 <sup>th</sup>	8.99	80.56
8	14282735	/Sawant Anuja Balkrishna Swati	8 <sup>th</sup>	8.94	78.69
9	14282726	Patel Pranav Ashok Raksha	9 <sup>th</sup>	8.92	78.80
10	14282699	/Sable Sanika Pralhad Priya	10 <sup>th</sup>	8.91	77.30

Exam. Section

Asouf

SEAT NO	NAME								RESULT	REMARK	TOTAL MARKS
<Course-I>	<Course-II>	<Course-III>	<Course-IV>	<Course-V>	<Course-VI>	<Course-VII>	<Course-VIII>			OUT OF 750	
Th(80/32)	Th(80/32)	Th(80/32)	Th(80/32)	Th(80/32)	Tw(25/10)	Tw(25/10)	Tw(50/20)				
In(20/08)	In(20/08)	In(20/08)	In(20/08)	In(20/08)	Pr/Or(25/10)	Pr/Or(25/10)	Pr/Or(100/40)				
Total	Total	Total	Total	Total	Total	Total	Total				
C G GP C*G	C G GP C*G	C G GP C*G	C G GP C*G	C G GP C*G	C G GP C*G	C G GP C*G	C G GP C*G	腩 腩G	SGPI		
01. MEC801	DESIGN OF MECH. SYSTEMS			02. MEC802	INDUSTRIAL ENGG. & MGMT.			03. MEC803	POWER ENGINEERING		
04. MEDLO8041	POWER PLANT ENGINEERING			08. ILO8021	PROJECT MANAGEMENT			17. MEL801	DESIGN OF MECH. SYSTEMS		
18. MEL802	POWER ENGINEERING			19. MEL803	PROJECT-II						

14282687 BAISANE PREM HARISH SMITA

77	72	78	66	72	23	23	46			
17	18	16	19	18	18	21	86	P		670
94	90	94	85	90	41	44	132			
4 O 10 40	4 O 10 40	4 O 10 40	4 O 10 40	3 O 10 30	1 O 10 10	1 O 10 10	6 O 10 60	27	270	10.00
SGPI: SEM-I: 9.30 ; SEM-II: 9.74 ; SEM-III: 9.31 ; SEM-IV: 9.58 ; SEM-V: 9.56 ; SEM-VI: 9.68 ; SEM-VII:10.00 ;										CGPI: 9.64
CREDITS: SEM-I: 27.0 ; SEM-II: 27.0 ; SEM-III: 26.0 ; SEM-IV: 26.0 ; SEM-V: 27.0 ; SEM-VI: 25.0 ; SEM-VII: 25.0										
MARKS: SEM-I:620/750; SEM-II:651/750; SEM-III:589/725; SEM-IV:700/825; SEM-V:638/775; SEM-VI:601/725; SEM-VII:611/700;										TOTAL: 5080/6000 (84.67%)

14282688 BASTE SAHIL KAILAS SUREKHA

76	64	79	69	69	19	18	40			
17	19	15	18	16	13	19	86	P		637
93	83	94	87	85	32	37	126			
4 O 10 40	4 O 10 40	4 O 10 40	4 O 10 40	3 O 10 30	1 C 7 7	1 B 8 8	6 O 10 60	27	265	9.81
SGPI: SEM-I: 5.96 ; SEM-II: 6.00 ; SEM-III: 5.85 ; SEM-IV: 7.58 ; SEM-V: 7.48 ; SEM-VI: 8.72 ; SEM-VII: 9.88 ;										CGPI: 7.64
CREDITS: SEM-I: 27.0 ; SEM-II: 27.0 ; SEM-III: 26.0 ; SEM-IV: 26.0 ; SEM-V: 27.0 ; SEM-VI: 25.0 ; SEM-VII: 25.0										
MARKS: SEM-I:444/750; SEM-II:445/750; SEM-III:391/725; SEM-IV:570/825; SEM-V:544/775; SEM-VI:572/725; SEM-VII:611/700;										TOTAL: 4214/6000 (70.23%)

14282689 BISWAS SUMAN MANMOHAN SHILPA

61	64	76	60	68	16	11	41			
11	17	13	17	15	18	18	90	P		596
72	81	89	77	83	34	29	131			
4 B 8 32	4 O 10 40	4 O 10 40	4 A 9 36	3 O 10 30	1 C 7 7	1 D 6 6	6 O 10 60	27	251	9.30
SGPI: SEM-I: 8.37 ; SEM-II: 8.63 ; SEM-III: 7.35 ; SEM-IV: 7.54 ; SEM-V: 8.07 ; SEM-VI: 8.52 ; SEM-VII:10.00 ;										CGPI: 8.47
CREDITS: SEM-I: 27.0 ; SEM-II: 27.0 ; SEM-III: 26.0 ; SEM-IV: 26.0 ; SEM-V: 27.0 ; SEM-VI: 25.0 ; SEM-VII: 25.0										
MARKS: SEM-I:565/750; SEM-II:577/750; SEM-III:485/725; SEM-IV:567/825; SEM-V:549/775; SEM-VI:555/725; SEM-VII:590/700;										TOTAL: 4484/6000 (74.73%)

/- FEMALE, #- 0.229, @- 0.5042/0.5043, \*- 0.5045, \$- Carried Forward Grade, ~- Dyslexia, A/ABS- Absent, F- Fails, P- Passes

RR- Reserved, RLE- Reserve for Lower Examination, RPV- Provisional, RCC- O.5050, ADC- Admission Cancelled

G:Grade, GP:Grade Point, C:Credits, 腩:Sum of Credit Points, 腩G:Sum of Product of Credits &amp; Grades

SGPI:Semester Grade Performance Index = 腩G/腩, CGPI:Cumulative Grade Performance Index

Marks : 80 and Above 75-79.99 70-74.99 60-69.99 50-59.99 45-49.99 40-44.99 Less Than 40

Grade / Gr. Pt. : O / 10 A / 9 B / 8 C / 7 D / 6 E / 5 P / 4 F / 0



SEAT_NO	NAME	<Course-I>	<Course-II>	<Course-III>	<Course-IV>	<Course-V>	<Course-VI>	<Course-VII>	<Course-VIII>	RESULT	REMARK	TOTAL MARKS OUT OF 750
		Th(80/32)	Th(80/32)	Th(80/32)	Th(80/32)	Th(80/32)	Tw(25/10)	Tw(25/10)	Tw(50/20)			
		In(20/08)	In(20/08)	In(20/08)	In(20/08)	In(20/08)	Pr/Or(25/10)	Pr/Or(25/10)	Pr/Or(100/40)			
		Total	Total	Total	Total	Total	Total	Total	Total			
		C G GP C*G	C G GP C*G	C G GP C*G	C G GP C*G	C G GP C*G	C G GP C*G	C G GP C*G	C G GP C*G	腩 腩G	SGPI	
01. MEC801	DESIGN OF MECH. SYSTEMS					02. MEC802	INDUSTRIAL ENGG. & MGMT.		03. MEC803	POWER ENGINEERING		
04. MEDLO8041	POWER PLANT ENGINEERING					08. ILO8021	PROJECT MANAGEMENT		17. MEL801	DESIGN OF MECH. SYSTEMS		
18. MEL802	POWER ENGINEERING					19. MEL803	PROJECT-II					

14282690 /GUPTA MALA SURYABHAN SIRJAVATI

71	69	77	64	70	19	19	38					
15	16	16	18	17	21	19	78	P				627
86	85	93	82	87	40	38	116					
4 O	10 40	4 O 10 40	4 O 10 40	4 O 10 40	3 O 10 30	1 O 10 10	1 A 9 9	6 A 9 54	27	263	9.74	
(DIPLOMA STUDENT)		SGPI: SEM-III: 5.65 ; SEM-IV: 6.38 ; SEM-V: 6.44 ; SEM-VI: 6.76 ; SEM-VII: 9.48 ;									CGPI: 7.41	
CREDITS: SEM-III: 26.0 ; SEM-IV: 26.0 ; SEM-V: 27.0 ; SEM-VI: 25.0 ; SEM-VII: 25.0												
MARKS: SEM-III:401/725; SEM-IV:507/825; SEM-V:464/775; SEM-VI:457/725; SEM-VII:586/700; TOTAL: 3042/4500 (67.60%)												

14282691 KINI MAYUR HARESHWAR BHAMINI

78	72	79	66	72	23	22	41					
15	18	15	18	17	21	20	85	P				662
93	90	94	84	89	44	42	126					
4 O	10 40	4 O 10 40	4 O 10 40	4 O 10 40	3 O 10 30	1 O 10 10	1 O 10 10	6 O 10 60	27	270	10.00	
SGPI: SEM-I: 6.93 ; SEM-II: 8.15 ; SEM-III: 8.69 ; SEM-IV: 8.73 ; SEM-V: 8.26 ; SEM-VI: 9.68 ; SEM-VII: 9.76 ;		CGPI: 8.76										
CREDITS: SEM-I: 27.0 ; SEM-II: 27.0 ; SEM-III: 26.0 ; SEM-IV: 26.0 ; SEM-V: 27.0 ; SEM-VI: 25.0 ; SEM-VII: 25.0												
MARKS: SEM-I:499/750; SEM-II:562/750; SEM-III:555/725; SEM-IV:637/825; SEM-V:573/775; SEM-VI:610/725; SEM-VII:587/700; TOTAL: 4685/6000 (78.08%)												

14282692 KULE SIDDHANT SUNIL SWATI

67	69	77	69	70	23	21	44					
16	18	13	19	17	21	20	90	P				654
83	87	90	88	87	44	41	134					
4 O	10 40	4 O 10 40	4 O 10 40	4 O 10 40	3 O 10 30	1 O 10 10	1 O 10 10	6 O 10 60	27	270	10.00	
(DIPLOMA STUDENT)		SGPI: SEM-III: 7.65 ; SEM-IV: 7.96 ; SEM-V: 7.56 ; SEM-VI: 8.80 ; SEM-VII: 9.20 ;									CGPI: 8.53	
CREDITS: SEM-III: 26.0 ; SEM-IV: 26.0 ; SEM-V: 27.0 ; SEM-VI: 25.0 ; SEM-VII: 25.0												
MARKS: SEM-III:500/725; SEM-IV:602/825; SEM-V:529/775; SEM-VI:553/725; SEM-VII:544/700; TOTAL: 3382/4500 (75.16%)												

/- FEMALE, #- 0.229, @- 0.5042/0.5043, \*- 0.5045, \$- Carried Forward Grade, ~- Dyslexia, A/ABS- Absent, F- Fails, P- Passes

RR- Reserved, RLE- Reserve for Lower Examination, RPV- Provisional, RCC- 0.5050, ADC- Admission Cancelled

G:Grade, GP:Grade Point, C:Credits, 腩:Sum of Credit Points, 腩G:Sum of Product of Credits &amp; Grades

SGPI:Semester Grade Performance Index = 腩G/腩, CGPI:Cumulative Grade Performance Index

% Marks : 80 and Above 75-79.99 70-74.99 60-69.99 50-59.99 45-49.99 40-44.99 Less Than 40

Grade / Gr. Pt. : O / 10 A / 9 B / 8 C / 7 D / 6 E / 5 P / 4 F / 0

SEAT NO	NAME	<Course-I> Th(80/32) In(20/08) Total C G GP C*G	<Course-II> Th(80/32) In(20/08) Total C G GP C*G	<Course-III> Th(80/32) In(20/08) Total C G GP C*G	<Course-IV> Th(80/32) In(20/08) Total C G GP C*G	<Course-V > Th(80/32) In(20/08) Total C G GP C*G	< Course-VI> Tw(25/10) Pr/Or(25/10) Total C G GP C*G	<Course-VII> Tw(25/10) Pr/Or(25/10) Total C G GP C*G	<Course-VIII> Tw(50/20) Pr/Or(100/40) Total C G GP C*G	RESULT	REMARK	TOTAL MARKS OUT OF 750
01. MEC801	DESIGN OF MECH. SYSTEMS											
04. MEDLO8041	POWER PLANT ENGINEERING											
18. MEL802	POWER ENGINEERING											
02. MEC802	INDUSTRIAL ENGG. & MGMT.											
08. ILO8021	PROJECT MANAGEMENT											
17. MEL801	DESIGN OF MECH. SYSTEMS											
19. MEL803	PROJECT-II											

14282693 LOPES LEON PRASHANT TERESA

59	66	76	64	67	14	13	42					
12	18	14	17	15	13	21	80	P				591
71	84	90	81	82	27	34	122					
4 B	8 32	4 0 10 40	4 0 10 40	4 0 10 40	3 0 10 30	1 D 6 6	1 C 7 7	6 0 10 60	27	255	9.44	
SGPI: SEM-I: 8.15 ; SEM-II: 7.93 ; SEM-III: 7.96 ; SEM-IV: 7.69 ; SEM-V: 7.26 ; SEM-VI: 7.76 ; SEM-VII: 9.24 ; CGPI: 8.18												
CREDITS: SEM-I: 27.0 ; SEM-II: 27.0 ; SEM-III: 26.0 ; SEM-IV: 26.0 ; SEM-V: 27.0 ; SEM-VI: 25.0 ; SEM-VII: 25.0												
MARKS: SEM-I:543/750; SEM-II:538/750; SEM-III:528/725; SEM-IV:584/825; SEM-V:505/775; SEM-VI:515/725; SEM-VII:553/700; TOTAL: 4357/6000 (72.62%)												

14282694 MERGU OMKAR MINANATH SHALINI

64	72	79	67	69	18	22	42					
15	18	16	18	15	20	20	92	P				647
79	90	95	85	84	38	42	134					
4 A	9 36	4 0 10 40	4 0 10 40	4 0 10 40	3 0 10 30	1 A 9 9	1 0 10 10	6 0 10 60	27	265	9.81	
SGPI: SEM-I: 8.22 ; SEM-II: 8.81 ; SEM-III: 9.19 ; SEM-IV: 8.58 ; SEM-V: 8.85 ; SEM-VI: 9.52 ; SEM-VII:10.00 ; CGPI: 9.11												
CREDITS: SEM-I: 27.0 ; SEM-II: 27.0 ; SEM-III: 26.0 ; SEM-IV: 26.0 ; SEM-V: 27.0 ; SEM-VI: 25.0 ; SEM-VII: 25.0												
MARKS: SEM-I:572/750; SEM-II:594/750; SEM-III:584/725; SEM-IV:632/825; SEM-V:593/775; SEM-VI:601/725; SEM-VII:597/700; TOTAL: 4820/6000 (80.33%)												

14282695 MISHRA RAVIRANJAN SANJAY AASHA

77	69	79	65	71	24	23	43					
15	19	16	18	18	23	18	91	P				669
92	88	95	83	89	47	41	134					
4 0	10 40	4 0 10 40	4 0 10 40	4 0 10 40	3 0 10 30	1 0 10 10	1 0 10 10	6 0 10 60	27	270	10.00	
SGPI: SEM-I: 8.70 ; SEM-II: 8.96 ; SEM-III: 9.35 ; SEM-IV: 8.81 ; SEM-V: 8.63 ; SEM-VI: 9.88 ; SEM-VII:10.00 ; CGPI: 9.28												
CREDITS: SEM-I: 27.0 ; SEM-II: 27.0 ; SEM-III: 26.0 ; SEM-IV: 26.0 ; SEM-V: 27.0 ; SEM-VI: 25.0 ; SEM-VII: 25.0												
MARKS: SEM-I:571/750; SEM-II:593/750; SEM-III:593/725; SEM-IV:640/825; SEM-V:606/775; SEM-VI:612/725; SEM-VII:592/700; TOTAL: 4876/6000 (81.27%)												

/- FEMALE, #- 0.229, @- 0.5042/0.5043, \*- 0.5045, \$- Carried Forward Grade, ~- Dyslexia, A/ABS- Absent, F- Fails, P- Passes

RR- Reserved, RLE- Reserve for Lower Examination, RPV- Provisional, RCC- 0.5050, ADC- Admission Cancelled

G:Grade, GP:Grade Point, C:Credits, 腩:Sum of Credit Points, 腩G:Sum of Product of Credits &amp; Grades

SGPI:Semester Grade Performance Index = 腩G/腩, CGPI:Cumulative Grade Performance Index

% Marks : 80 and Above 75-79.99 70-74.99 60-69.99 50-59.99 45-49.99 40-44.99 Less Than 40

Grade / Gr. Pt. : O / 10 A / 9 B / 8 C / 7 D / 6 E / 5 P / 4 F / 0

SEAT NO	NAME	<Course-I> Th(80/32)	<Course-II> Th(80/32)	<Course-III> Th(80/32)	<Course-IV> Th(80/32)	<Course-V> Th(80/32)	<Course-VI> Tw(25/10)	<Course-VII> Tw(25/10)	<Course-VIII> Tw(50/20)	RESULT	REMARK	TOTAL MARKS OUT OF 750
Total	Total	Total	Total	Total	Total	Total	Total	Total	Total			
C G GP C*G	C G GP C*G	C G GP C*G	C G GP C*G	C G GP C*G	C G GP C*G	C G GP C*G	C G GP C*G	C G GP C*G	C G GP C*G	腩 腩G	SGPI	
01. MEC801	DESIGN OF MECH. SYSTEMS											
04. MEDLO8041	POWER PLANT ENGINEERING											
18. MEL802	POWER ENGINEERING											
02. MEC802	INDUSTRIAL ENGG. & MGMT.											
08. ILO8021	PROJECT MANAGEMENT											
17. MEL801	DESIGN OF MECH. SYSTEMS											
19. MEL803	PROJECT-II											

14282696 MOHOL ASHUTOSH RAVINDRA SHARMILA

66	67	77	68	68	16	17	45					
11	18	14	17	18	18	20	90		P			630
77	85	91	85	86	34	37	135					
4 A	9 36	4 0 10	40	4 0 10 40	4 0 10 40	3 0 10 30	1 C 7 7	1 B 8 8	6 0 10 60	27	261	9.67
SGPI: SEM-I: 7.65 ; SEM-II: 8.30 ; SEM-III: 7.19 ; SEM-IV: 7.23 ; SEM-V: 8.26 ; SEM-VI: 8.48 ; SEM-VII: 9.84 ;												CGPI: 8.32
CREDITS: SEM-I: 27.0 ; SEM-II: 27.0 ; SEM-III: 26.0 ; SEM-IV: 26.0 ; SEM-V: 27.0 ; SEM-VI: 25.0 ; SEM-VII: 25.0												
MARKS: SEM-I:515/750; SEM-II:554/750; SEM-III:487/725; SEM-IV:552/825; SEM-V:581/775; SEM-VI:544/725; SEM-VII:596/700;												TOTAL: 4459/6000 (74.32%)

14282697 NEMADE AKASH NARENDRA VARSHA

64	72	79	66	71	19	18	38					
10	18	14	18	17	18	17	75		P			614
74	90	93	84	88	37	35	113					
4 B	8 32	4 0 10	40	4 0 10 40	4 0 10 40	3 0 10 30	1 B 8 8	1 B 8 8	6 A 9 54	27	252	9.33
SGPI: SEM-I: 8.52 ; SEM-II: 7.70 ; SEM-III: 7.46 ; SEM-IV: 6.96 ; SEM-V: 7.41 ; SEM-VI: 7.80 ; SEM-VII: 9.64 ;												CGPI: 8.10
CREDITS: SEM-I: 27.0 ; SEM-II: 27.0 ; SEM-III: 26.0 ; SEM-IV: 26.0 ; SEM-V: 27.0 ; SEM-VI: 25.0 ; SEM-VII: 25.0												
MARKS: SEM-I:562/750; SEM-II:516/750; SEM-III:487/725; SEM-IV:542/825; SEM-V:508/775; SEM-VI:507/725; SEM-VII:585/700;												TOTAL: 4321/6000 (72.02%)

14282698 PATHAK JINESH DHIRESH NEPPA

66	71	78	61	68	20	20	42					
8	19	14	16	18	21	19	84		P			625
74	90	92	77	86	41	39	126					
4 B	8 32	4 0 10	40	4 0 10 40	4 A 9 36	3 0 10 30	1 0 10 10	1 A 9 9	6 0 10 60	27	257	9.52
SGPI: SEM-I: 5.74 ; SEM-II: 6.19 ; SEM-III: 7.42 ; SEM-IV: 6.50 ; SEM-V: 5.78 ; SEM-VI: 6.04 ; SEM-VII: 9.68 ;												CGPI: 7.10
CREDITS: SEM-I: 27.0 ; SEM-II: 27.0 ; SEM-III: 26.0 ; SEM-IV: 26.0 ; SEM-V: 27.0 ; SEM-VI: 25.0 ; SEM-VII: 25.0												
MARKS: SEM-I:426/750; SEM-II:435/750; SEM-III:480/725; SEM-IV:517/825; SEM-V:440/775; SEM-VI:433/725; SEM-VII:583/700;												TOTAL: 3939/6000 (65.65%)

/- FEMALE, #- 0.229, @- 0.5042/0.5043, \*- 0.5045, \$- Carried Forward Grade, ~- Dyslexia, A/ABS- Absent, F- Fails, P- Passes

RR- Reserved, RLE- Reserve for Lower Examination, RPV- Provisional, RCC- 0.5050, ADC- Admission Cancelled

G:Grade, GP:Grade Point, C:Credits, 腩:Sum of Credit Points, 腩G:Sum of Product of Credits &amp; Grades

SGPI:Semester Grade Performance Index = 腩G/腩, CGPI:Cumulative Grade Performance Index

% Marks : 80 and Above 75-79.99 70-74.99 60-69.99 50-59.99 45-49.99 40-44.99 Less Than 40

Grade / Gr. Pt. : O / 10 A / 9 B / 8 C / 7 D / 6 E / 5 P / 4 F / 0

SEAT NO	NAME								RESULT	REMARK	TOTAL MARKS
<Course-I>	<Course-II>	<Course-III>	<Course-IV>	<Course-V>	<Course-VI>	<Course-VII>	<Course-VIII>			OUT OF 750	
Th(80/32)	Th(80/32)	Th(80/32)	Th(80/32)	Th(80/32)	Tw(25/10)	Tw(25/10)	Tw(50/20)				
In(20/08)	In(20/08)	In(20/08)	In(20/08)	In(20/08)	Pr/Or(25/10)	Pr/Or(25/10)	Pr/Or(100/40)				
Total	Total	Total	Total	Total	Total	Total	Total				
C G GP C*G	C G GP C*G	C G GP C*G	C G GP C*G	C G GP C*G	C G GP C*G	C G GP C*G	C G GP C*G	腩 腩G	SGPI		

01. MEC801 DESIGN OF MECH. SYSTEMS 02. MEC802 INDUSTRIAL ENGG. & MGMT. 03. MEC803 POWER ENGINEERING  
 04. MEDLO8041 POWER PLANT ENGINEERING 08. ILO8021 PROJECT MANAGEMENT 17. MEL801 DESIGN OF MECH. SYSTEMS  
 18. MEL802 POWER ENGINEERING 19. MEL803 PROJECT-II

14282699 /SABLE SANIKA PRALHAD PRIYA

75	74	80	70	73	19	19	41			
15	19	14	18	19	23	20	86	P		665
90	93	94	88	92	42	39	127			
4 O 10 40	4 O 10 40	4 O 10 40	4 O 10 40	3 O 10 30	1 O 10 10	1 A 9 9	6 O 10 60	27 269	9.96	

SGPI: SEM-I: 8.04 ; SEM-II: 8.30 ; SEM-III: 8.19 ; SEM-IV: 8.81 ; SEM-V: 8.37 ; SEM-VI: 9.84 ; SEM-VII: 9.88 ; CGPI: 8.91  
 CREDITS: SEM-I: 27.0 ; SEM-II: 27.0 ; SEM-III: 26.0 ; SEM-IV: 26.0 ; SEM-V: 27.0 ; SEM-VI: 25.0 ; SEM-VII: 25.0  
 MARKS: SEM-I:556/750; SEM-II:563/750; SEM-III:429/725; SEM-IV:639/825; SEM-V:579/775; SEM-VI:602/725; SEM-VII:605/700; TOTAL: 4638/6000 (77.30%)

14282700 /SAINI JYOTI RAMSWAROOP SUSHILA

74	73	78	63	72	17	19	40			
13	19	14	17	18	20	19	85	P		641
87	92	92	80	90	37	38	125			
4 O 10 40	4 O 10 40	4 O 10 40	4 O 10 40	3 O 10 30	1 B 8 8	1 A 9 9	6 O 10 60	27 267	9.89	

SGPI: SEM-I: 7.41 ; SEM-II: 8.33 ; SEM-III: 7.69 ; SEM-IV: 7.88 ; SEM-V: 8.41 ; SEM-VI: 9.36 ; SEM-VII: 9.80 ; CGPI: 8.59  
 CREDITS: SEM-I: 27.0 ; SEM-II: 27.0 ; SEM-III: 26.0 ; SEM-IV: 26.0 ; SEM-V: 27.0 ; SEM-VI: 25.0 ; SEM-VII: 25.0  
 MARKS: SEM-I:512/750; SEM-II:554/750; SEM-III:510/725; SEM-IV:589/825; SEM-V:567/775; SEM-VI:577/725; SEM-VII:596/700; TOTAL: 4546/6000 (75.77%)

14282701 /SAKURE AKSHADA AMUL RASHMI

63	67	76	65	70	12	13	38			
11	18	16	17	17	21	18	90	P		612
74	85	92	82	87	33	31	128			
4 B 8 32	4 O 10 40	4 O 10 40	4 O 10 40	3 O 10 30	1 C 7 7	1 C 7 7	6 O 10 60	27 256	9.48	

(DIPLOMA STUDENT)

SGPI: SEM-III: 6.27 ; SEM-IV: 6.85 ; SEM-V: 6.15 ; SEM-VI: 6.64 ; SEM-VII:10.00 ; CGPI: 7.56  
 CREDITS: SEM-III: 26.0 ; SEM-IV: 26.0 ; SEM-V: 27.0 ; SEM-VI: 25.0 ; SEM-VII: 25.0  
 MARKS: SEM-III:437/725; SEM-IV:524/825; SEM-V:444/775; SEM-VI:460/725; SEM-VII:600/700; TOTAL: 3077/4500 (68.38%)

/- FEMALE, #- 0.229, @- 0.5042/0.5043, \*- 0.5045, \$- Carried Forward Grade, -- Dyslexia, A/ABS- Absent, F- Fails, P- Passes

RR- Reserved, RLE- Reserve for Lower Examination, RPV- Provisional, RCC- 0.5050, ADC- Admission Cancelled

G:Grade, GP:Grade Point, C:Credits, 腩:Sum of Credit Points, 腩G:Sum of Product of Credits & Grades

SGPI:Semester Grade Performance Index = 腩G/腩, CGPI:Cumulative Grade Performance Index

% Marks : 80 and Above 75-79.99 70-74.99 60-69.99 50-59.99 45-49.99 40-44.99 Less Than 40

Grade / Gr. Pt. : O / 10 A / 9 B / 8 C / 7 D / 6 E / 5 P / 4 F / 0

SEAT_NO	NAME	<Course-I> Th(80/32) In(20/08) Total C G GP C*G	<Course-II> Th(80/32) In(20/08) Total C G GP C*G	<Course-III> Th(80/32) In(20/08) Total C G GP C*G	<Course-IV> Th(80/32) In(20/08) Total C G GP C*G	<Course-V> Th(80/32) In(20/08) Total C G GP C*G	<Course-VI> Tw(25/10) Pr/Or(25/10) Total C G GP C*G	<Course-VII> Tw(25/10) Pr/Or(25/10) Total C G GP C*G	<Course-VIII> Tw(50/20) Pr/Or(100/40) Total C G GP C*G	RESULT	REMARK	TOTAL MARKS OUT OF 750
01.	MEC801		DESIGN OF MECH. SYSTEMS		02.	MEC802	INDUSTRIAL ENGG. & MGMT.		03.	MEC803	POWER ENGINEERING	
04.	MEDLO8041		POWER PLANT ENGINEERING		08.	ILO8021	PROJECT MANAGEMENT		17.	MEL801	DESIGN OF MECH. SYSTEMS	
18.	MEL802		POWER ENGINEERING		19.	MEL803	PROJECT-II					

14282702 SALVI KAUSTUBH SANJAY SNEHAL

64	71	78	63	69	19	19	44					
10	18	15	17	15	16	18	88	P				624
74	89	93	80	84	35	37	132					
4 B	8 32	4 O 10 40	4 O 10 40	4 O 10 40	3 O 10 30	1 B 8 8	1 B 8 8	6 O 10 60	27	258	9.56	
SGPI: SEM-I: 7.22 ; SEM-II: 7.78 ; SEM-III: 7.42 ; SEM-IV: 7.50 ; SEM-V: 6.52 ; SEM-VI: 6.60 ; SEM-VII: 8.96 ;												CGPI: 7.70 @0.05
CREDITS: SEM-I: 27.0 ; SEM-II: 27.0 ; SEM-III: 26.0 ; SEM-IV: 26.0 ; SEM-V: 27.0 ; SEM-VI: 25.0 ; SEM-VII: 25.0												
MARKS: SEM-I:495/750; SEM-II:536/750; SEM-III:479/725; SEM-IV:568/825; SEM-V:478/775; SEM-VI:446/725; SEM-VII:548/700;												TOTAL: 4174/6000 (69.57%)

14282703 SARATH MOHANAN RADHAMANI

58	70	77	62	68	14	16	36					
10	19	14	18	17	15	17	82	P				593
68	89	91	80	85	29	33	118					
4 C	7 28	4 O 10 40	4 O 10 40	4 O 10 40	3 O 10 30	1 D 6 6	1 C 7 7	6 A 9 54	27	245	9.07	
SGPI: SEM-I: 7.07 ; SEM-II: 6.93 ; SEM-III: 5.58 ; SEM-IV: 6.62 ; SEM-V: 6.67 ; SEM-VI: 6.52 ; SEM-VII: 9.60 ;												CGPI: 7.25
CREDITS: SEM-I: 27.0 ; SEM-II: 27.0 ; SEM-III: 26.0 ; SEM-IV: 26.0 ; SEM-V: 27.0 ; SEM-VI: 25.0 ; SEM-VII: 25.0												
MARKS: SEM-I:495/750; SEM-II:470/750; SEM-III:388/725; SEM-IV:495/825; SEM-V:451/775; SEM-VI:427/725; SEM-VII:570/700;												TOTAL: 3889/6000 (64.82%)

14282704 SARVAIYA YASH JAISUKH DAXA

70	68	77	54	67	23	21	44					
18	19	14	17	16	21	21	92	P				642
88	87	91	71	83	44	42	136					
4 O	10 40	4 O 10 40	4 O 10 40	4 B 8 32	3 O 10 30	1 O 10 10	1 O 10 10	6 O 10 60	27	262	9.70	
(DIPLOMA STUDENT)												
SGPI: SEM-III: 6.42 ; SEM-IV: 7.42 ; SEM-V: 6.48 ; SEM-VI: 7.44 ; SEM-VII: 9.36 ;												CGPI: 7.80
CREDITS: SEM-III: 26.0 ; SEM-IV: 26.0 ; SEM-V: 27.0 ; SEM-VI: 25.0 ; SEM-VII: 25.0												
MARKS: SEM-III:432/725; SEM-IV:567/825; SEM-V:474/775; SEM-VI:505/725; SEM-VII:572/700;												TOTAL: 3192/4500 (70.93%)

/- FEMALE, #- 0.229, @- 0.5042/0.5043, \*- 0.5045, \$- Carried Forward Grade, -- Dyslexia, A/ABS- Absent, F- Fails, P- Passes

RR- Reserved, RLE- Reserve for Lower Examination, RPV- Provisional, RCC- 0.5050, ADC- Admission Cancelled

G:Grade, GP:Grade Point, C:Credits, 腩:Sum of Credit Points, 腩G:Sum of Product of Credits &amp; Grades

SGPI:Semester Grade Performance Index = 腩G/腩, CGPI:Cumulative Grade Performance Index

% Marks : 80 and Above 75-79.99 70-74.99 60-69.99 50-59.99 45-49.99 40-44.99 Less Than 40

Grade / Gr. Pt. : O / 10 A / 9 B / 8 C / 7 D / 6 E / 5 P / 4 F / 0





SEAT NO	NAME		<Course-I>		<Course-II>		<Course-III>		<Course-IV>		<Course-V>		<Course-VI>		<Course-VII>		<Course-VIII>		RESULT	REMARK	TOTAL MARKS	
	Th(80/32)	In(20/08)	Th(80/32)	In(20/08)	Th(80/32)	In(20/08)	Th(80/32)	In(20/08)	Th(80/32)	In(20/08)	Tw(25/10)	Pr/Or(25/10)	Tw(25/10)	Pr/Or(25/10)	Tw(50/20)	Pr/Or(100/40)						
Total	Total	Total	Total	Total	Total	Total	Total	Total	Total	Total	Total	Total	Total	Total	Total	Total						
C G GP C*G	C G GP C*G	C G GP C*G	C G GP C*G	C G GP C*G	C G GP C*G	C G GP C*G	C G GP C*G	C G GP C*G	C G GP C*G	C G GP C*G	C G GP C*G	C G GP C*G	C G GP C*G	C G GP C*G	C G GP C*G	C G GP C*G	腩	腩G	SGPI			
01. MEC801	DESIGN OF MECH. SYSTEMS		02. MEC802		INDUSTRIAL ENGG. & MGMT.		03. MEC803		POWER ENGINEERING													
04. MEDLO8041	POWER PLANT ENGINEERING		16. ILO8029		ENVIRONMENTAL MANAGEMENT		17. MEL801		DESIGN OF MECH. SYSTEMS													
18. MEL802	POWER ENGINEERING		19. MEL803		PROJECT-II																	

## 14282708 CEREJO ASTEL ASHLEY MURAL

65	66	73	64	67	10	10	39															
10	15	12	16	12	13	12	86										P					570
75	81	85	80	79	23	22	125															
4 A	9 36	4 O 10 40	4 O 10 40	4 O 10 40	3 A	9 27	1 E 5 5	1 P 4 4	6 O 10 60	27	252	9.33										
SGPI: SEM-I: 6.15 ; SEM-II: 5.70 ; SEM-III: 6.58 ; SEM-IV: 6.04 ; SEM-V: 6.30 ; SEM-VI: 6.44 ; SEM-VII: 9.28 ; CGPI: 6.97																						
CREDITS: SEM-I: 27.0 ; SEM-II: 27.0 ; SEM-III: 26.0 ; SEM-IV: 26.0 ; SEM-V: 27.0 ; SEM-VI: 25.0 ; SEM-VII: 25.0																						
MARKS: SEM-I:428/750; SEM-II:423/750; SEM-III:430/725; SEM-IV:486/825; SEM-V:445/775; SEM-VI:416/725; SEM-VII:540/700; TOTAL: 3738/6000 (62.30%)																						

## 14282709 CHURI ANURAG RAJESH POONAM

67	67	79	62	75	22	23	41															
16	17	17	18	16	21	21	85															647
83	84	96	80	91	43	44	126															
4 O	10 40	4 O 10 40	4 O 10 40	3 O	10 30	1 O 10 10	1 O 10 10	6 O 10 60	27	270	10.00											
(DIPLOMA STUDENT)																						
SGPI: SEM-III: 6.08 ; SEM-IV: 6.08 ; SEM-V: 6.48 ; SEM-VI: 7.76 ; SEM-VII: 9.84 ; CGPI: 7.70 @0.05																						
CREDITS: SEM-III: 26.0 ; SEM-IV: 26.0 ; SEM-V: 27.0 ; SEM-VI: 25.0 ; SEM-VII: 25.0																						
MARKS: SEM-III:420/725; SEM-IV:497/825; SEM-V:473/775; SEM-VI:514/725; SEM-VII:598/700; TOTAL: 3149/4500 (69.98%)																						

## 14282710 DAVANE SHREEDHAR BHAUSAHEB SINDHU

64	70	79	66	74	21	19	38															
16	18	18	18	16	19	19	80															635
80	88	97	84	90	40	38	118															
4 O	10 40	4 O 10 40	4 O 10 40	3 O	10 30	1 O 10 10	1 A 9 9	6 A 9 54	27	263	9.74											
(DIPLOMA STUDENT)																						
SGPI: SEM-III: 8.27 ; SEM-IV: 7.38 ; SEM-V: 7.85 ; SEM-VI: 9.12 ; SEM-VII: 9.76 ; CGPI: 8.68																						
CREDITS: SEM-III: 26.0 ; SEM-IV: 26.0 ; SEM-V: 27.0 ; SEM-VI: 25.0 ; SEM-VII: 25.0																						
MARKS: SEM-III:529/725; SEM-IV:567/825; SEM-V:547/775; SEM-VI:569/725; SEM-VII:587/700; TOTAL: 3434/4500 (76.31%)																						

/- FEMALE, #- 0.229, @- 0.5042/0.5043, \*- 0.5045, \$- Carried Forward Grade, ~- Dyslexia, A/ABS- Absent, F- Fails, P- Passes

RR- Reserved, RLE- Reserve for Lower Examination, RPV- Provisional, RCC- 0.5050, ADC- Admission Cancelled

G:Grade, GP:Grade Point, C:Credits, 腩:Sum of Credit Points, 腩G:Sum of Product of Credits &amp; Grades

SGPI:Semester Grade Performance Index = 腩G/腩, CGPI:Cumulative Grade Performance Index

% Marks : 80 and Above 75-79.99 70-74.99 60-69.99 50-59.99 45-49.99 40-44.99 Less Than 40

Grade / Gr. Pt. : O / 10 A / 9 B / 8 C / 7 D / 6 E / 5 P / 4 F / 0

SEAT NO	NAME	<Course-I> Th(80/32) In(20/08) Total C G GP C*G	<Course-II> Th(80/32) In(20/08) Total C G GP C*G	<Course-III> Th(80/32) In(20/08) Total C G GP C*G	<Course-IV> Th(80/32) In(20/08) Total C G GP C*G	<Course-V > Th(80/32) In(20/08) Total C G GP C*G	< Course-VI> Tw(25/10) Pr/Or(25/10) Total C G GP C*G	<Course-VII> Tw(25/10) Pr/Or(25/10) Total C G GP C*G	<Course-VIII> Tw(50/20) Pr/Or(100/40) Total C G GP C*G	RESULT	REMARK	TOTAL MARKS OUT OF 750
01.	MEC801		DESIGN OF MECH. SYSTEMS		02.	MEC802	INDUSTRIAL ENGG. & MGMT.		03.	MEC803	POWER ENGINEERING	
04.	MEDLO8041		POWER PLANT ENGINEERING		16.	ILO8029	ENVIRONMENTAL MANAGEMENT		17.	MEL801	DESIGN OF MECH. SYSTEMS	
18.	MEL802		POWER ENGINEERING		19.	MEL803	PROJECT-II					

14282711 DHADAS AJAY BALASAHEB ANITA

68	71	78	62	71	10	11	38					
11	19	15	17	15	13	15	80	P				594
79	90	93	79	86	23	26	118					
4 A	9 36	4 O 10 40	4 O 10 40	4 A 9 36	3 O 10 30	1 E 5 5	1 D 6 6	6 A 9 54	27	247	9.15	

SGPI: SEM-I: 5.72 ; SEM-II: 5.72 ; SEM-III: 5.31 ; SEM-IV: 5.54 ; SEM-V: 6.26 ; SEM-VI: 6.88 ; SEM-VII: 9.24 ; CGPI: 6.71 @0.04  
 CREDITS: SEM-I: 27.0 ; SEM-II: 27.0 ; SEM-III: 26.0 ; SEM-IV: 26.0 ; SEM-V: 27.0 ; SEM-VI: 25.0 ; SEM-VII: 25.0  
 MARKS: SEM-I:396/750; SEM-II:396/750; SEM-III:372/725; SEM-IV:457/825; SEM-V:468/775; SEM-VI:470/725; SEM-VII:546/700; TOTAL: 3699/6000 (61.65%)

14282712 DHANGAR ASHWIN SANJAY KALPANA

66	68	78	66	74	20	21	38					
17	17	16	18	15	18	18	80	P				630
83	85	94	84	89	38	39	118					
4 O	10 40	4 O 10 40	4 O 10 40	3 O 10 30	1 A 9 9	1 A 9 9	6 A 9 54	27	262	9.70		

(DIPLOMA STUDENT) SGPI: SEM-III: 6.31 ; SEM-IV: 6.62 ; SEM-V: 7.00 ; SEM-VI: 8.04 ; SEM-VII: 9.56 ; CGPI: 7.87  
 CREDITS: SEM-III: 26.0 ; SEM-IV: 26.0 ; SEM-V: 27.0 ; SEM-VI: 25.0 ; SEM-VII: 25.0  
 MARKS: SEM-III:424/725; SEM-IV:519/825; SEM-V:483/775; SEM-VI:518/725; SEM-VII:575/700; TOTAL: 3149/4500 (69.98%)

14282713 GAWAS BABA HANUMANT HARSHADA

72	70	79	61	73	21	20	40					
12	19	13	17	16	17	16	76	P				622
84	89	92	78	89	38	36	116					
4 O	10 40	4 O 10 40	4 A 9 36	3 O 10 30	1 A 9 9	1 B 8 8	6 A 9 54	27	257	9.52		

SGPI: SEM-I: 5.30 ; SEM-II: 5.67 ; SEM-III: 5.00 ; SEM-IV: 5.46 ; SEM-V: 6.30 ; SEM-VI: 7.32 ; SEM-VII: 9.16 ; CGPI: 6.71 @0.04  
 CREDITS: SEM-I: 27.0 ; SEM-II: 27.0 ; SEM-III: 24.0 ; SEM-IV: 28.0 ; SEM-V: 27.0 ; SEM-VI: 25.0 ; SEM-VII: 25.0  
 MARKS: SEM-I:411/750; SEM-II:425/750; SEM-III:340/675; SEM-IV:431/825; SEM-V:450/775; SEM-VI:487/725; SEM-VII:553/700; TOTAL: 3719/5950 (62.50%)

/- FEMALE, #- 0.229, @- 0.5042/0.5043, \*- 0.5045, \$- Carried Forward Grade, -- Dyslexia, A/ABS- Absent, F- Fails, P- Passes

RR- Reserved, RLE- Reserve for Lower Examination, RPV- Provisional, RCC- 0.5050, ADC- Admission Cancelled

G:Grade, GP:Grade Point, C:Credits, 腩:Sum of Credit Points, 腩G:Sum of Product of Credits &amp; Grades

SGPI:Semester Grade Performance Index = 腩G/腩, CGPI:Cumulative Grade Performance Index

% Marks : 80 and Above 75-79.99 70-74.99 60-69.99 50-59.99 45-49.99 40-44.99 Less Than 40

Grade / Gr. Pt. : O / 10 A / 9 B / 8 C / 7 D / 6 E / 5 P / 4 F / 0

SEAT NO	NAME	<Course-I> Th(80/32) In(20/08) Total C G GP C*G	<Course-II> Th(80/32) In(20/08) Total C G GP C*G	<Course-III> Th(80/32) In(20/08) Total C G GP C*G	<Course-IV> Th(80/32) In(20/08) Total C G GP C*G	<Course-V > Th(80/32) In(20/08) Total C G GP C*G	< Course-VI> Tw(25/10) Pr/Or(25/10) Total C G GP C*G	<Course-VII> Tw(25/10) Pr/Or(25/10) Total C G GP C*G	<Course-VIII> Tw(50/20) Pr/Or(100/40) Total C G GP C*G	RESULT	REMARK	TOTAL MARKS OUT OF 750
01.	MEC801		DESIGN OF MECH. SYSTEMS		02.	MEC802	INDUSTRIAL ENGG. & MGMT.		03.	MEC803	POWER ENGINEERING	
04.	MEDLO8041		POWER PLANT ENGINEERING		16.	ILO8029	ENVIRONMENTAL MANAGEMENT		17.	MEL801	DESIGN OF MECH. SYSTEMS	
18.	MEL802		POWER ENGINEERING		19.	MEL803	PROJECT-II					

14282714 GONDHALI VISHWESH VINAY MADHURI

66	67	77	61	72	10	10	38					
11	16	13	17	17	13	19	80	P				587
77	83	90	78	89	23	29	118					
4 A	9 36	4 O 10 40	4 O 10 40	4 A 9 36	3 O 10 30	1 E 5 5	1 D 6 6	6 A 9 54	27	247	9.15	
SGPI: SEM-I: 7.37 ; SEM-II: 6.70 ; SEM-III: 6.23 ; SEM-IV: 6.19 ; SEM-V: 6.37 ; SEM-VI: 6.44 ; SEM-VII: 9.32 ;												CGPI: 7.22
CREDITS: SEM-I: 27.0 ; SEM-II: 27.0 ; SEM-III: 26.0 ; SEM-IV: 26.0 ; SEM-V: 27.0 ; SEM-VI: 25.0 ; SEM-VII: 25.0												
MARKS: SEM-I:502/750; SEM-II:463/750; SEM-III:422/725; SEM-IV:492/825; SEM-V:449/775; SEM-VI:448/725; SEM-VII:562/700;												TOTAL: 3925/6000 (65.42%)

14282715 HARALKAR NAYAN VILAS TEJAL

65	67	76	65	70	20	21	44					
15	17	16	18	13	20	21	87	P				635
80	84	92	83	83	40	42	131					
4 O	10 40	4 O 10 40	4 O 10 40	3 O 10 30	1 O 10 10	1 O 10 10	6 O 10 60	27	270	10.00		
(DIPLOMA STUDENT)												
SGPI: SEM-III: 7.58 ; SEM-IV: 7.27 ; SEM-V: 7.07 ; SEM-VI: 8.68 ; SEM-VII: 9.64 ;												CGPI: 8.37
CREDITS: SEM-III: 26.0 ; SEM-IV: 26.0 ; SEM-V: 27.0 ; SEM-VI: 25.0 ; SEM-VII: 25.0												
MARKS: SEM-III:490/725; SEM-IV:556/825; SEM-V:515/775; SEM-VI:556/725; SEM-VII:570/700;												TOTAL: 3322/4500 (73.82%)

14282716 KAMBLI TUSHAR ANANT ANITA

64	69	77	60	74	20	22	41					
14	16	17	18	15	20	19	85	P				631
78	85	94	78	89	40	41	126					
4 A	9 36	4 O 10 40	4 O 10 40	4 A 9 36	3 O 10 30	1 O 10 10	1 O 10 10	6 O 10 60	27	262	9.70	
(DIPLOMA STUDENT)												
SGPI: SEM-III: 6.81 ; SEM-IV: 6.88 ; SEM-V: 7.81 ; SEM-VI: 9.28 ; SEM-VII: 8.96 ;												CGPI: 8.24
CREDITS: SEM-III: 26.0 ; SEM-IV: 26.0 ; SEM-V: 27.0 ; SEM-VI: 25.0 ; SEM-VII: 25.0												
MARKS: SEM-III:454/725; SEM-IV:526/825; SEM-V:550/775; SEM-VI:583/725; SEM-VII:548/700;												TOTAL: 3292/4500 (73.16%)

/- FEMALE, #- 0.229, @- 0.5042/0.5043, \*- 0.5045, \$- Carried Forward Grade, -- Dyslexia, A/ABS- Absent, F- Fails, P- Passes

RR- Reserved, RLE- Reserve for Lower Examination, RPV- Provisional, RCC- 0.5050, ADC- Admission Cancelled

G:Grade, GP:Grade Point, C:Credits, 腩:Sum of Credit Points, 腩G:Sum of Product of Credits &amp; Grades

SGPI:Semester Grade Performance Index = 腩G/腩, CGPI:Cumulative Grade Performance Index

% Marks : 80 and Above 75-79.99 70-74.99 60-69.99 50-59.99 45-49.99 40-44.99 Less Than 40

Grade / Gr. Pt. : O / 10 A / 9 B / 8 C / 7 D / 6 E / 5 P / 4 F / 0

SEAT_NO	NAME	<Course-I>	<Course-II>	<Course-III>	<Course-IV>	<Course-V>	<Course-VI>	<Course-VII>	<Course-VIII>	RESULT	REMARK	TOTAL MARKS OUT OF 750
		Th(80/32)	Th(80/32)	Th(80/32)	Th(80/32)	Th(80/32)	Tw(25/10)	Tw(25/10)	Tw(50/20)			
		In(20/08)	In(20/08)	In(20/08)	In(20/08)	In(20/08)	Pr/Or(25/10)	Pr/Or(25/10)	Pr/Or(100/40)			
		Total	Total	Total	Total	Total	Total	Total	Total			
		C G GP C*G	C G GP C*G	C G GP C*G	C G GP C*G	C G GP C*G	C G GP C*G	C G GP C*G	C G GP C*G	腩 腩G	SGPI	
01. MEC801	DESIGN OF MECH. SYSTEMS					02. MEC802	INDUSTRIAL ENGG. & MGMT.		03. MEC803	POWER ENGINEERING		
04. MEDLO8041	POWER PLANT ENGINEERING					16. ILO8029	ENVIRONMENTAL MANAGEMENT		17. MEL801	DESIGN OF MECH. SYSTEMS		
18. MEL802	POWER ENGINEERING					19. MEL803	PROJECT-II					

14282717 KINGE GAURAV SATISH VANDANA

69	70	78	63	73	19	20	44					
19	17	17	17	16	22	19	86		P			649
88	87	95	80	89	41	39	130					
4 O	10 40	4 O 10 40	4 O 10 40	4 O 10 40	3 O 10 30	1 O 10 10	1 A 9 9	6 O 10 60	27	269	9.96	

(DIPLOMA STUDENT)

SGPI: SEM-III: 7.50 ; SEM-IV: 7.96 ; SEM-V: 7.41 ; SEM-VI: 7.92 ; SEM-VII: 9.68 ; CGPI: 8.40

CREDITS: SEM-III: 26.0 ; SEM-IV: 26.0 ; SEM-V: 27.0 ; SEM-VI: 25.0 ; SEM-VII: 25.0

MARKS: SEM-III:495/725; SEM-IV:588/825; SEM-V:526/775; SEM-VI:535/725; SEM-VII:574/700; TOTAL: 3367/4500 (74.82%)

14282718 KINJALE PRATHAMESH DILIP SUDHA

67	72	77	63	73	19	19	44					
12	16	17	18	16	22	21	87		P			643
79	88	94	81	89	41	40	131					
4 A	9 36	4 O 10 40	4 O 10 40	4 O 10 40	3 O 10 30	1 O 10 10	1 O 10 10	6 O 10 60	27	266	9.85	

(DIPLOMA STUDENT)

SGPI: SEM-III: 8.27 ; SEM-IV: 8.77 ; SEM-V: 7.93 ; SEM-VI: 8.68 ; SEM-VII: 9.96 ; CGPI: 8.90

CREDITS: SEM-III: 26.0 ; SEM-IV: 26.0 ; SEM-V: 27.0 ; SEM-VI: 25.0 ; SEM-VII: 25.0

MARKS: SEM-III:538/725; SEM-IV:641/825; SEM-V:547/775; SEM-VI:566/725; SEM-VII:592/700; TOTAL: 3527/4500 (78.38%)

14282719 LUHARPANCHAL KARAN JITENDRA SUNITA

64	70	77	65	72	20	20	37					
17	17	17	18	15	22	21	80		P			632
81	87	94	83	87	42	41	117					
4 O	10 40	4 O 10 40	4 O 10 40	4 O 10 40	3 O 10 30	1 O 10 10	1 O 10 10	6 A 9 54	27	264	9.78	

(DIPLOMA STUDENT)

SGPI: SEM-III: 7.19 ; SEM-IV: 7.46 ; SEM-V: 7.15 ; SEM-VI: 8.92 ; SEM-VII: 9.88 ; CGPI: 8.38

CREDITS: SEM-III: 26.0 ; SEM-IV: 26.0 ; SEM-V: 27.0 ; SEM-VI: 25.0 ; SEM-VII: 25.0

MARKS: SEM-III:480/725; SEM-IV:557/825; SEM-V:503/775; SEM-VI:558/725; SEM-VII:595/700; TOTAL: 3325/4500 (73.89%)

/- FEMALE, #- 0.229, @- 0.5042/0.5043, \*- 0.5045, \$- Carried Forward Grade, ~- Dyslexia, A/ABS- Absent, F- Fails, P- Passes

RR- Reserved, RLE- Reserve for Lower Examination, RPV- Provisional, RCC- 0.5050, ADC- Admission Cancelled

G:Grade, GP:Grade Point, C:Credits, 腩:Sum of Credit Points, 腩G:Sum of Product of Credits &amp; Grades

SGPI:Semester Grade Performance Index = 腩G/腩, CGPI:Cumulative Grade Performance Index

% Marks : 80 and Above 75-79.99 70-74.99 60-69.99 50-59.99 45-49.99 40-44.99 Less Than 40

Grade / Gr. Pt. : O / 10 A / 9 B / 8 C / 7 D / 6 E / 5 P / 4 F / 0



SEAT_NO	NAME	<Course-I> Th(80/32) In(20/08) Total C G GP C*G	<Course-II> Th(80/32) In(20/08) Total C G GP C*G	<Course-III> Th(80/32) In(20/08) Total C G GP C*G	<Course-IV> Th(80/32) In(20/08) Total C G GP C*G	<Course-V> Th(80/32) In(20/08) Total C G GP C*G	< Course-VI> Tw(25/10) Pr/Or(25/10) Total C G GP C*G	<Course-VII> Tw(25/10) Pr/Or(25/10) Total C G GP C*G	<Course-VIII> Tw(50/20) Pr/Or(100/40) Total C G GP C*G	RESULT	REMARK	TOTAL MARKS OUT OF 750
01.	MEC801		DESIGN OF MECH. SYSTEMS		02.	MEC802	INDUSTRIAL ENGG. & MGMT.		03.	MEC803	POWER ENGINEERING	
04.	MEDLO8041		POWER PLANT ENGINEERING		16.	ILO8029	ENVIRONMENTAL MANAGEMENT		17.	MEL801	DESIGN OF MECH. SYSTEMS	
18.	MEL802		POWER ENGINEERING		19.	MEL803	PROJECT-II					

14282720 MAURYA SURENDRAKUMAR BHAGIRAM INDRAVATI

61	66	78	66	71	20	20	44					
13	16	15	17	16	20	22	87	P				632
74	82	93	83	87	40	42	131					
4 B	8 32	4 0 10 40	4 0 10 40	4 0 10 40	3 0 10 30	1 0 10 10	1 0 10 10	6 0 10 60	27	262	9.70	

(DIPLOMA STUDENT) SGPI: SEM-III: 8.35 ; SEM-IV: 8.00 ; SEM-V: 7.78 ; SEM-VI: 9.04 ; SEM-VII: 9.04 ; CGPI: 8.65  
 CREDITS: SEM-III: 26.0 ; SEM-IV: 26.0 ; SEM-V: 27.0 ; SEM-VI: 25.0 ; SEM-VII: 25.0  
 MARKS: SEM-III:545/725; SEM-IV:600/825; SEM-V:540/775; SEM-VI:564/725; SEM-VII:548/700; TOTAL: 3429/4500 (76.20%)

14282721 MOHITE VAIBHAV SURYAKANT SUPRIYA

61	69	79	60	71	20	21	45					
15	17	18	16	15	21	21	87	P				636
76	86	97	76	86	41	42	132					
4 A	9 36	4 0 10 40	4 0 10 40	4 A 9 36	3 0 10 30	1 0 10 10	1 0 10 10	6 0 10 60	27	262	9.70	

(DIPLOMA STUDENT) SGPI: SEM-III: 6.38 ; SEM-IV: 6.88 ; SEM-V: 6.63 ; SEM-VI: 7.76 ; SEM-VII: 9.48 ; CGPI: 7.80  
 CREDITS: SEM-III: 26.0 ; SEM-IV: 26.0 ; SEM-V: 27.0 ; SEM-VI: 25.0 ; SEM-VII: 25.0  
 MARKS: SEM-III:419/725; SEM-IV:535/825; SEM-V:470/775; SEM-VI:510/725; SEM-VII:568/700; TOTAL: 3138/4500 (69.73%)

14282722 NAIK OMKAR KISHOR KARUNA

69	71	78	64	73	21	20	42					
16	15	17	18	17	20	21	88	P				650
85	86	95	82	90	41	41	130					
4 O	10 40	4 0 10 40	4 0 10 40	3 0 10 30	1 0 10 10	1 0 10 10	6 0 10 60	27	270	10.00		

(DIPLOMA STUDENT) SGPI: SEM-III: 6.73 ; SEM-IV: 7.15 ; SEM-V: 8.22 ; SEM-VI: 9.76 ; SEM-VII: 9.72 ; CGPI: 8.59  
 CREDITS: SEM-III: 26.0 ; SEM-IV: 26.0 ; SEM-V: 27.0 ; SEM-VI: 25.0 ; SEM-VII: 25.0  
 MARKS: SEM-III:438/725; SEM-IV:565/825; SEM-V:571/775; SEM-VI:596/725; SEM-VII:573/700; TOTAL: 3393/4500 (75.40%)

/- FEMALE, #- 0.229, @- 0.5042/0.5043, \*- 0.5045, \$- Carried Forward Grade, ~- Dyslexia, A/ABS- Absent, F- Fails, P- Passes

RR- Reserved, RLE- Reserve for Lower Examination, RPV- Provisional, RCC- 0.5050, ADC- Admission Cancelled

G:Grade, GP:Grade Point, C:Credits, 腩腩:Sum of Credit Points, 腩腩G:Sum of Product of Credits &amp; Grades

SGPI:Semester Grade Performance Index = 腩腩G/腩腩, CGPI:Cumulative Grade Performance Index

% Marks : 80 and Above 75-79.99 70-74.99 60-69.99 50-59.99 45-49.99 40-44.99 Less Than 40

Grade / Gr. Pt. : O / 10 A / 9 B / 8 C / 7 D / 6 E / 5 P / 4 F / 0

SEAT_NO	NAME	<Course-I> Th(80/32) In(20/08) Total C G GP C*G	<Course-II> Th(80/32) In(20/08) Total C G GP C*G	<Course-III> Th(80/32) In(20/08) Total C G GP C*G	<Course-IV> Th(80/32) In(20/08) Total C G GP C*G	<Course-V > Th(80/32) In(20/08) Total C G GP C*G	<Course-VI> Tw(25/10) Pr/Or(25/10) Total C G GP C*G	<Course-VII> Tw(25/10) Pr/Or(25/10) Total C G GP C*G	<Course-VIII> Tw(50/20) Pr/Or(100/40) Total C G GP C*G	RESULT	REMARK	TOTAL MARKS OUT OF 750
01.	MEC801		DESIGN OF MECH. SYSTEMS		02.	MEC802	INDUSTRIAL ENGG. & MGMT.		03.	MEC803	POWER ENGINEERING	
04.	MEDLO8041		POWER PLANT ENGINEERING		16.	ILO8029	ENVIRONMENTAL MANAGEMENT		17.	MEL801	DESIGN OF MECH. SYSTEMS	
18.	MEL802		POWER ENGINEERING		19.	MEL803	PROJECT-II					

14282723 NAIK RAJ DEVU POOJA

66	64	72	61	69	21	20	42					
12	16	17	18	14	19	20	88	P			619	
78	80	89	79	83	40	40	130					
4 A	9 36	4 O 10 40	4 O 10 40	4 A 9 36	3 O 10 30	1 O 10 10	1 O 10 10	6 O 10 60	27	262	9.70	

(DIPLOMA STUDENT)

SGPI: SEM-III: 7.77 ; SEM-IV: 7.92 ; SEM-V: 7.52 ; SEM-VI: 8.80 ; SEM-VII: 9.44 ; CGPI: 8.52

CREDITS: SEM-III: 26.0 ; SEM-IV: 26.0 ; SEM-V: 27.0 ; SEM-VI: 25.0 ; SEM-VII: 25.0

MARKS: SEM-III:511/725; SEM-IV:602/825; SEM-V:538/775; SEM-VI:562/725; SEM-VII:557/700; TOTAL: 3389/4500 (75.31%)

14282724 /PACHARE BHAGYASHREE VISHNU RADHA

72	72	72	65	67	16	19	38					
16	19	14	18	16	14	14	81	P			613	
88	91	86	83	83	30	33	119					
4 O	10 40	4 O 10 40	4 O 10 40	3 O 10 30	1 C 7 7	1 C 7 7	6 A 9 54	27	258	9.56		

(DIPLOMA STUDENT)

SGPI: SEM-III: 6.23 ; SEM-IV: 6.62 ; SEM-V: 6.52 ; SEM-VI: 7.92 ; SEM-VII: 9.64 ; CGPI: 7.74 @0.01

CREDITS: SEM-III: 26.0 ; SEM-IV: 26.0 ; SEM-V: 27.0 ; SEM-VI: 25.0 ; SEM-VII: 25.0

MARKS: SEM-III:418/725; SEM-IV:517/825; SEM-V:474/775; SEM-VI:528/725; SEM-VII:582/700; TOTAL: 3132/4500 (69.60%)

14282725 PARAB ANKIT MILIND MRUNAL

53	53	74	57	65	21	19	43					
14	15	16	17	15	22	20	89	P			593	
67	68	90	74	80	43	39	132					
4 C	7 28	4 C 7 28	4 O 10 40	4 B 8 32	3 O 10 30	1 O 10 10	1 A 9 9	6 O 10 60	27	237	8.78	

(DIPLOMA STUDENT)

SGPI: SEM-III: 8.38 ; SEM-IV: 7.81 ; SEM-V: 6.81 ; SEM-VI: 8.44 ; SEM-VII: 8.72 ; CGPI: 8.15

CREDITS: SEM-III: 26.0 ; SEM-IV: 26.0 ; SEM-V: 27.0 ; SEM-VI: 25.0 ; SEM-VII: 25.0

MARKS: SEM-III:537/725; SEM-IV:580/825; SEM-V:498/775; SEM-VI:545/725; SEM-VII:532/700; TOTAL: 3285/4500 (73.00%)

/- FEMALE, #- 0.229, @- 0.5042/0.5043, \*- 0.5045, \$- Carried Forward Grade, ~- Dyslexia, A/ABS- Absent, F- Fails, P- Passes

RR- Reserved, RLE- Reserve for Lower Examination, RPV- Provisional, RCC- 0.5050, ADC- Admission Cancelled

G:Grade, GP:Grade Point, C:Credits, 腩:Sum of Credit Points, 腩G:Sum of Product of Credits &amp; Grades

SGPI:Semester Grade Performance Index = 腩G/腩, CGPI:Cumulative Grade Performance Index

% Marks : 80 and Above 75-79.99 70-74.99 60-69.99 50-59.99 45-49.99 40-44.99 Less Than 40

Grade / Gr. Pt. : O / 10 A / 9 B / 8 C / 7 D / 6 E / 5 P / 4 F / 0

SEAT_NO	NAME	<Course-I>	<Course-II>	<Course-III>	<Course-IV>	<Course-V>	<Course-VI>	<Course-VII>	<Course-VIII>	RESULT	REMARK	TOTAL MARKS OUT OF 750
		Th(80/32)	Th(80/32)	Th(80/32)	Th(80/32)	Th(80/32)	Tw(25/10)	Tw(25/10)	Tw(50/20)			
		In(20/08)	In(20/08)	In(20/08)	In(20/08)	In(20/08)	Pr/Or(25/10)	Pr/Or(25/10)	Pr/Or(100/40)			
		Total	Total	Total	Total	Total	Total	Total	Total			
		C G GP C*G	C G GP C*G	C G GP C*G	C G GP C*G	C G GP C*G	C G GP C*G	C G GP C*G	C G GP C*G	腩 腩G	SGPI	
01. MEC801	DESIGN OF MECH. SYSTEMS					02. MEC802	INDUSTRIAL ENGG. & MGMT.		03. MEC803	POWER ENGINEERING		
04. MEDLO8041	POWER PLANT ENGINEERING					16. ILO8029	ENVIRONMENTAL MANAGEMENT		17. MEL801	DESIGN OF MECH. SYSTEMS		
18. MEL802	POWER ENGINEERING					19. MEL803	PROJECT-II					

14282726 PATEL PRANAV ASHOK RAKSHA

65	66	79	65	74	20	21	45				
16	16	16	17	17	21	21	89	P			648
81	82	95	82	91	41	42	134				
4 O	10 40	4 O 10 40	4 O 10 40	4 O 10 40	3 O 10 30	1 O 10 10	1 O 10 10	6 O 10 60	27	270	10.00

(DIPLOMA STUDENT)

SGPI: SEM-III: 8.92 ; SEM-IV: 7.81 ; SEM-V: 8.30 ; SEM-VI: 8.64 ; SEM-VII: 9.88 ; CGPI: 8.92

CREDITS: SEM-III: 26.0 ; SEM-IV: 26.0 ; SEM-V: 27.0 ; SEM-VI: 25.0 ; SEM-VII: 25.0

MARKS: SEM-III:562/725; SEM-IV:583/825; SEM-V:586/775; SEM-VI:558/725; SEM-VII:609/700; TOTAL: 3546/4500 (78.80%)

14282727 PATIL AASHIRWAD DEVENDRA DARSHANA

64	63	77	63	70	22	20	41				
18	16	18	18	16	20	20	85	P			631
82	79	95	81	86	42	40	126				
4 O	10 40	4 A 9 36	4 O 10 40	4 O 10 40	3 O 10 30	1 O 10 10	1 O 10 10	6 O 10 60	27	266	9.85

(DIPLOMA STUDENT)

SGPI: SEM-III: 6.92 ; SEM-IV: 7.65 ; SEM-V: 6.96 ; SEM-VI: 8.16 ; SEM-VII: 9.80 ; CGPI: 8.22

CREDITS: SEM-III: 26.0 ; SEM-IV: 26.0 ; SEM-V: 27.0 ; SEM-VI: 25.0 ; SEM-VII: 25.0

MARKS: SEM-III:463/725; SEM-IV:574/825; SEM-V:497/775; SEM-VI:532/725; SEM-VII:585/700; TOTAL: 3282/4500 (72.93%)

14282728 RANE PRATHAMESH PRAKASH DEEPAI

66	68	79	64	75	20	21	38				
16	15	16	16	15	20	19	85	P			633
82	83	95	80	90	40	40	123				
4 O	10 40	4 O 10 40	4 O 10 40	4 O 10 40	3 O 10 30	1 O 10 10	1 O 10 10	6 O 10 60	27	270	10.00

(DIPLOMA STUDENT)

SGPI: SEM-III: 7.04 ; SEM-IV: 6.77 ; SEM-V: 7.26 ; SEM-VI: 7.08 ; SEM-VII: 9.96 ; CGPI: 8.02

CREDITS: SEM-III: 26.0 ; SEM-IV: 26.0 ; SEM-V: 27.0 ; SEM-VI: 25.0 ; SEM-VII: 25.0

MARKS: SEM-III:454/725; SEM-IV:534/825; SEM-V:509/775; SEM-VI:480/725; SEM-VII:591/700; TOTAL: 3201/4500 (71.13%)

/- FEMALE, #- 0.229, @- 0.5042/0.5043, \*- 0.5045, \$- Carried Forward Grade, ~- Dyslexia, A/ABS- Absent, F- Fails, P- Passes

RR- Reserved, RLE- Reserve for Lower Examination, RPV- Provisional, RCC- 0.5050, ADC- Admission Cancelled

G:Grade, GP:Grade Point, C:Credits, 腩:Sum of Credit Points, 腩G:Sum of Product of Credits &amp; Grades

SGPI:Semester Grade Performance Index = 腩G/腩, CGPI:Cumulative Grade Performance Index

% Marks : 80 and Above 75-79.99 70-74.99 60-69.99 50-59.99 45-49.99 40-44.99 Less Than 40

Grade / Gr. Pt. : O / 10 A / 9 B / 8 C / 7 D / 6 E / 5 P / 4 F / 0



SEAT NO	NAME	<Course-I> Th(80/32) In(20/08) Total C G GP C*G	<Course-II> Th(80/32) In(20/08) Total C G GP C*G	<Course-III> Th(80/32) In(20/08) Total C G GP C*G	<Course-IV> Th(80/32) In(20/08) Total C G GP C*G	<Course-V > Th(80/32) In(20/08) Total C G GP C*G	< Course-VI> Tw(25/10) Pr/Or(25/10) Total C G GP C*G	<Course-VII> Tw(25/10) Pr/Or(25/10) Total C G GP C*G	<Course-VIII> Tw(50/20) Pr/Or(100/40) Total C G GP C*G	RESULT	REMARK	TOTAL MARKS OUT OF 750
01.	MEC801		DESIGN OF MECH. SYSTEMS		02.	MEC802	INDUSTRIAL ENGG. & MGMT.		03.	MEC803	POWER ENGINEERING	
04.	MEDLO8041		POWER PLANT ENGINEERING		16.	ILO8029	ENVIRONMENTAL MANAGEMENT		17.	MEL801	DESIGN OF MECH. SYSTEMS	
18.	MEL802		POWER ENGINEERING		19.	MEL803	PROJECT-II					

14282729 RAUT AKASH BHIMRAO VIJAYA

63	69	78	64	72	14	18	42					
13	19	13	17	15	13	19	83	P				612
76	88	91	81	87	27	37	125					
4 A	9 36	4 O 10 40	4 O 10 40	4 O 10 40	3 O 10 30	1 D 6 6	1 B 8 8	6 O 10 60	27	260	9.63	
SGPI: SEM-I: 7.41 ; SEM-II: 6.96 ; SEM-III: 5.62 ; SEM-IV: 6.77 ; SEM-V: 6.93 ; SEM-VI: 7.76 ; SEM-VII: 8.88 ; CGPI: 7.49												
CREDITS: SEM-I: 27.0 ; SEM-II: 27.0 ; SEM-III: 26.0 ; SEM-IV: 26.0 ; SEM-V: 27.0 ; SEM-VI: 25.0 ; SEM-VII: 25.0												
MARKS: SEM-I:506/750; SEM-II:474/750; SEM-III:390/725; SEM-IV:524/825; SEM-V:482/775; SEM-VI:509/725; SEM-VII:546/700; TOTAL: 4043/6000 (67.38%)												

14282730 RINGE ARUN DAGDU JANA

73	74	79	64	75	24	23	38					
17	17	18	18	17	22	19	85	P				663
90	91	97	82	92	46	42	123					
4 O	10 40	4 O 10 40	4 O 10 40	3 O 10 30	1 O 10 10	1 O 10 10	6 O 10 60	27	270	10.00		
(DIPLOMA STUDENT) SGPI: SEM-III: 8.00 ; SEM-IV: 8.42 ; SEM-V: 8.74 ; SEM-VI: 9.68 ; SEM-VII: 9.92 ; CGPI: 9.12												
CREDITS: SEM-III: 26.0 ; SEM-IV: 26.0 ; SEM-V: 27.0 ; SEM-VI: 25.0 ; SEM-VII: 25.0												
MARKS: SEM-III:516/725; SEM-IV:629/825; SEM-V:596/775; SEM-VI:616/725; SEM-VII:617/700; TOTAL: 3637/4500 (80.82%)												

14282731 SADAFULE ROHAN RAJENDRA LAXMI

61	68	78	63	74	19	19	45					
17	17	17	17	16	21	17	86	P				635
78	85	95	80	90	40	36	131					
4 A	9 36	4 O 10 40	4 O 10 40	3 O 10 30	1 O 10 10	1 B 8 8	6 O 10 60	27	264	9.78		
(DIPLOMA STUDENT) SGPI: SEM-III: 6.85 ; SEM-IV: 7.27 ; SEM-V: 6.81 ; SEM-VI: 8.16 ; SEM-VII: 9.68 ; CGPI: 8.08												
CREDITS: SEM-III: 26.0 ; SEM-IV: 26.0 ; SEM-V: 27.0 ; SEM-VI: 25.0 ; SEM-VII: 25.0												
MARKS: SEM-III:459/725; SEM-IV:568/825; SEM-V:483/775; SEM-VI:526/725; SEM-VII:575/700; TOTAL: 3246/4500 (72.13%)												

/- FEMALE, #- 0.229, @- 0.5042/0.5043, \*- 0.5045, \$- Carried Forward Grade, ~- Dyslexia, A/ABS- Absent, F- Fails, P- Passes

RR- Reserved, RLE- Reserve for Lower Examination, RPV- Provisional, RCC- 0.5050, ADC- Admission Cancelled

G:Grade, GP:Grade Point, C:Credits, 腩:Sum of Credit Points, 腩G:Sum of Product of Credits &amp; Grades

SGPI:Semester Grade Performance Index = 腩G/腩, CGPI:Cumulative Grade Performance Index

% Marks : 80 and Above 75-79.99 70-74.99 60-69.99 50-59.99 45-49.99 40-44.99 Less Than 40

Grade / Gr. Pt. : O / 10 A / 9 B / 8 C / 7 D / 6 E / 5 P / 4 F / 0

SEAT_NO	NAME	<Course-I>	<Course-II>	<Course-III>	<Course-IV>	<Course-V>	<Course-VI>	<Course-VII>	<Course-VIII>	RESULT	REMARK	TOTAL MARKS OUT OF 750
		Th(80/32)	Th(80/32)	Th(80/32)	Th(80/32)	Th(80/32)	Tw(25/10)	Tw(25/10)	Tw(50/20)			
		In(20/08)	In(20/08)	In(20/08)	In(20/08)	In(20/08)	Pr/Or(25/10)	Pr/Or(25/10)	Pr/Or(100/40)			
		Total	Total	Total	Total	Total	Total	Total	Total			
		C G GP C*G	C G GP C*G	C G GP C*G	C G GP C*G	C G GP C*G	C G GP C*G	C G GP C*G	C G GP C*G	腩 腩G	SGPI	
01. MEC801	DESIGN OF MECH. SYSTEMS					02. MEC802	INDUSTRIAL ENGG. & MGMT.		03. MEC803	POWER ENGINEERING		
04. MEDLO8041	POWER PLANT ENGINEERING					16. ILO8029	ENVIRONMENTAL MANAGEMENT		17. MEL801	DESIGN OF MECH. SYSTEMS		
18. MEL802	POWER ENGINEERING					19. MEL803	PROJECT-II					

14282732 /SANKHE DAYANA MAHENDRA MANJARI

68	68	74	65	70	16	17	37					
14	19	14	18	17	15	17	80		P			609
82	87	88	83	87	31	34	117					
4 O	10 40	4 O 10 40	4 O 10 40	4 O 10 40	3 O 10 30	1 C 7 7	1 C 7 7	6 A 9 54	27 258	9.56		

(DIPLOMA STUDENT)

SGPI: SEM-III: 6.00 ; SEM-IV: 5.77 ; SEM-V: 5.37 ; SEM-VI: 7.12 ; SEM-VII: 9.64 ; CGPI: 7.23

CREDITS: SEM-III: 26.0 ; SEM-IV: 26.0 ; SEM-V: 27.0 ; SEM-VI: 25.0 ; SEM-VII: 25.0

MARKS: SEM-III:399/725; SEM-IV:480/825; SEM-V:390/775; SEM-VI:483/725; SEM-VII:589/700; TOTAL: 2950/4500 (65.56%)

14282733 /SATPUTE KAJAL YASHWANT ASHA

71	70	74	65	73	18	20	37					
18	17	16	17	14	18	16	75		P			619
89	87	90	82	87	36	36	112					
4 O	10 40	4 O 10 40	4 O 10 40	3 O 10 30	1 B 8 8	1 B 8 8	6 B 8 48	27 254	9.41			

(DIPLOMA STUDENT)

SGPI: SEM-III: 6.08 ; SEM-IV: 5.65 ; SEM-V: 6.78 ; SEM-VI: 7.40 ; SEM-VII: 9.72 ; CGPI: 7.50

CREDITS: SEM-III: 26.0 ; SEM-IV: 26.0 ; SEM-V: 27.0 ; SEM-VI: 25.0 ; SEM-VII: 25.0

MARKS: SEM-III:413/725; SEM-IV:481/825; SEM-V:477/775; SEM-VI:509/725; SEM-VII:588/700; TOTAL: 3087/4500 (68.60%)

14282734 SAVE SAHIL SANDEEP KANCHAN

67	73	79	66	74	20	19	45					
17	17	17	17	17	21	20	90		P			659
84	90	96	83	91	41	39	135					
4 O	10 40	4 O 10 40	4 O 10 40	3 O 10 30	1 O 10 10	1 A 9 9	6 O 10 60	27 269	9.96			

(DIPLOMA STUDENT)

SGPI: SEM-III: 6.38 ; SEM-IV: 7.04 ; SEM-V: 6.44 ; SEM-VI: 7.00 ; SEM-VII: 9.96 ; CGPI: 7.79

CREDITS: SEM-III: 26.0 ; SEM-IV: 26.0 ; SEM-V: 27.0 ; SEM-VI: 25.0 ; SEM-VII: 25.0

MARKS: SEM-III:429/725; SEM-IV:563/825; SEM-V:467/775; SEM-VI:472/725; SEM-VII:598/700; TOTAL: 3188/4500 (70.84%)

/- FEMALE, #- 0.229, @- 0.5042/0.5043, \*- 0.5045, \$- Carried Forward Grade, ~- Dyslexia, A/ABS- Absent, F- Fails, P- Passes

RR- Reserved, RLE- Reserve for Lower Examination, RPV- Provisional, RCC- 0.5050, ADC- Admission Cancelled

G:Grade, GP:Grade Point, C:Credits, 腩:Sum of Credit Points, 腩G:Sum of Product of Credits &amp; Grades

SGPI:Semester Grade Performance Index = 腩G/腩, CGPI:Cumulative Grade Performance Index

% Marks : 80 and Above 75-79.99 70-74.99 60-69.99 50-59.99 45-49.99 40-44.99 Less Than 40

Grade / Gr. Pt. : O / 10 A / 9 B / 8 C / 7 D / 6 E / 5 P / 4 F / 0

SEAT_NO	NAME	<Course-I> Th(80/32) In(20/08) Total C G GP C*G	<Course-II> Th(80/32) In(20/08) Total C G GP C*G	<Course-III> Th(80/32) In(20/08) Total C G GP C*G	<Course-IV> Th(80/32) In(20/08) Total C G GP C*G	<Course-V > Th(80/32) In(20/08) Total C G GP C*G	< Course-VI> Tw(25/10) Pr/Or(25/10) Total C G GP C*G	<Course-VII> Tw(25/10) Pr/Or(25/10) Total C G GP C*G	<Course-VIII> Tw(50/20) Pr/Or(100/40) Total C G GP C*G	RESULT	REMARK	TOTAL MARKS OUT OF 750
01.	MEC801		DESIGN OF MECH. SYSTEMS		02. MEC802	INDUSTRIAL ENGG. & MGMT.		03. MEC803	POWER ENGINEERING			
04.	MEDLO8041		POWER PLANT ENGINEERING		16. ILO8029	ENVIRONMENTAL MANAGEMENT		17. MEL801	DESIGN OF MECH. SYSTEMS			
18.	MEL802		POWER ENGINEERING		19. MEL803	PROJECT-II						

14282735 /SAWANT ANUJA BALKRISHNA SWATI

67	69	78	63	75	21	20	40					
17	16	16	17	16	22	22	85	P			644	
84	85	94	80	91	43	42	125					
4 O	10 40	4 O 10 40	4 O 10 40	4 O 10 40	3 O 10 30	1 O 10 10	1 O 10 10	6 O 10 60	27	270	10.00	

(DIPLOMA STUDENT)

SGPI: SEM-III: 8.62 ; SEM-IV: 8.08 ; SEM-V: 8.19 ; SEM-VI: 9.16 ; SEM-VII: 9.64 ; CGPI: 8.94

CREDITS: SEM-III: 26.0 ; SEM-IV: 26.0 ; SEM-V: 27.0 ; SEM-VI: 25.0 ; SEM-VII: 25.0

MARKS: SEM-III:551/725; SEM-IV:617/825; SEM-V:575/775; SEM-VI:577/725; SEM-VII:577/700; TOTAL: 3541/4500 (78.69%)

14282736 SHAIKH ARBAAZ IQBAL FIRDOSE

63	70	79	68	75	24	22	43					
18	16	17	17	16	21	20	90	P			659	
81	86	96	85	91	45	42	133					
4 O	10 40	4 O 10 40	4 O 10 40	3 O 10 30	1 O 10 10	1 O 10 10	6 O 10 60	27	270	10.00		

(DIPLOMA STUDENT)

SGPI: SEM-III: 7.81 ; SEM-IV: 7.31 ; SEM-V: 6.93 ; SEM-VI: 8.36 ; SEM-VII: 9.96 ; CGPI: 8.39

CREDITS: SEM-III: 26.0 ; SEM-IV: 26.0 ; SEM-V: 27.0 ; SEM-VI: 25.0 ; SEM-VII: 25.0

MARKS: SEM-III:508/725; SEM-IV:571/825; SEM-V:496/775; SEM-VI:535/725; SEM-VII:597/700; TOTAL: 3366/4500 (74.80%)

14282737 SIDDIQUE RAGHIB ARSHAD AJMERI

70	69	79	68	76	24	22	44					
17	19	18	19	17	22	22	93	P			679	
87	88	97	87	93	46	44	137					
4 O	10 40	4 O 10 40	4 O 10 40	3 O 10 30	1 O 10 10	1 O 10 10	6 O 10 60	27	270	10.00		

(DIPLOMA STUDENT)

SGPI: SEM-III: 8.38 ; SEM-IV: 8.04 ; SEM-V: 8.22 ; SEM-VI: 9.36 ; SEM-VII:10.00 ; CGPI: 8.99

CREDITS: SEM-III: 26.0 ; SEM-IV: 26.0 ; SEM-V: 27.0 ; SEM-VI: 25.0 ; SEM-VII: 25.0

MARKS: SEM-III:543/725; SEM-IV:625/825; SEM-V:579/775; SEM-VI:586/725; SEM-VII:613/700; TOTAL: 3625/4500 (80.56%)

/- FEMALE, #- 0.229, @- 0.5042/0.5043, \*- 0.5045, \$- Carried Forward Grade, ~- Dyslexia, A/ABS- Absent, F- Fails, P- Passes

RR- Reserved, RLE- Reserve for Lower Examination, RPV- Provisional, RCC- 0.5050, ADC- Admission Cancelled

G:Grade, GP:Grade Point, C:Credits, 腩:Sum of Credit Points, 腩G:Sum of Product of Credits &amp; Grades

SGPI:Semester Grade Performance Index = 腩G/腩, CGPI:Cumulative Grade Performance Index

% Marks : 80 and Above 75-79.99 70-74.99 60-69.99 50-59.99 45-49.99 40-44.99 Less Than 40

Grade / Gr. Pt. : O / 10 A / 9 B / 8 C / 7 D / 6 E / 5 P / 4 F / 0

SEAT NO	NAME	<Course-I> Th(80/32) In(20/08) Total C G GP C*G	<Course-II> Th(80/32) In(20/08) Total C G GP C*G	<Course-III> Th(80/32) In(20/08) Total C G GP C*G	<Course-IV> Th(80/32) In(20/08) Total C G GP C*G	<Course-V > Th(80/32) In(20/08) Total C G GP C*G	< Course-VI> Tw(25/10) Pr/Or(25/10) Total C G GP C*G	<Course-VII> Tw(25/10) Pr/Or(25/10) Total C G GP C*G	<Course-VIII> Tw(50/20) Pr/Or(100/40) Total C G GP C*G	RESULT	REMARK	TOTAL MARKS OUT OF 750
01.	MEC801		DESIGN OF MECH. SYSTEMS		02.	MEC802	INDUSTRIAL ENGG. & MGMT.		03.	MEC803	POWER ENGINEERING	
04.	MEDLO8041		POWER PLANT ENGINEERING		16.	ILO8029	ENVIRONMENTAL MANAGEMENT		17.	MEL801	DESIGN OF MECH. SYSTEMS	
18.	MEL802		POWER ENGINEERING		19.	MEL803	PROJECT-II					

14282738 SINGH ANUJ ARUN GUNJAN

68	68	78	61	74	23	19	45					
13	16	16	19	16	21	13	85		P			635
81	84	94	80	90	44	32	130					
4 O	10 40	4 O 10 40	4 O 10 40	4 O 10 40	3 O 10 30	1 O 10 10	1 C 7 7	6 O 10 60	27	267	9.89	
SGPI: SEM-I: 6.96 ; SEM-II: 7.74 ; SEM-III: 8.38 ; SEM-IV: 8.65 ; SEM-V: 8.70 ; SEM-VI: 9.08 ; SEM-VII: 9.56 ; CGPI: 8.61												
CREDITS: SEM-I: 27.0 ; SEM-II: 27.0 ; SEM-III: 26.0 ; SEM-IV: 26.0 ; SEM-V: 27.0 ; SEM-VI: 25.0 ; SEM-VII: 25.0												
MARKS: SEM-I:481/750; SEM-II:512/750; SEM-III:543/725; SEM-IV:637/825; SEM-V:593/775; SEM-VI:564/725; SEM-VII:572/700; TOTAL: 4537/6000 (75.62%)												

14282739 SINGHVI RITIK AMRUT BHARTI

63	71	78	69	75	20	19	38					
18	16	17	18	18	20	17	80		P			637
81	87	95	87	93	40	36	118					
4 O	10 40	4 O 10 40	4 O 10 40	3 O 10 30	1 O 10 10	1 B 8 8	6 A 9 54	27	262	9.70		
(DIPLOMA STUDENT)												
SGPI: SEM-III: 8.27 ; SEM-IV: 7.96 ; SEM-V: 7.70 ; SEM-VI: 8.32 ; SEM-VII: 9.56 ; CGPI: 8.58												
CREDITS: SEM-III: 26.0 ; SEM-IV: 26.0 ; SEM-V: 27.0 ; SEM-VI: 25.0 ; SEM-VII: 25.0												
MARKS: SEM-III:533/725; SEM-IV:586/825; SEM-V:526/775; SEM-VI:534/725; SEM-VII:592/700; TOTAL: 3408/4500 (75.73%)												

14282740 /SWAMI KAUSHALYARANI SHIVMURTI JYOTI

72	69	78	64	73	20	19	40					
15	17	18	16	14	19	18	83		P			635
87	86	96	80	87	39	37	123					
4 O	10 40	4 O 10 40	4 O 10 40	3 O 10 30	1 A 9 9	1 B 8 8	6 O 10 60	27	267	9.89		
(DIPLOMA STUDENT)												
SGPI: SEM-III: 5.62 ; SEM-IV: 5.54 ; SEM-V: 6.67 ; SEM-VI: 7.00 ; SEM-VII: 9.60 ; CGPI: 7.39												
CREDITS: SEM-III: 26.0 ; SEM-IV: 26.0 ; SEM-V: 27.0 ; SEM-VI: 25.0 ; SEM-VII: 25.0												
MARKS: SEM-III:381/725; SEM-IV:451/825; SEM-V:472/775; SEM-VI:463/725; SEM-VII:569/700; TOTAL: 2971/4500 (66.02%)												

/- FEMALE, #- 0.229, @- 0.5042/0.5043, \*- 0.5045, \$- Carried Forward Grade, -- Dyslexia, A/ABS- Absent, F- Fails, P- Passes

RR- Reserved, RLE- Reserve for Lower Examination, RPV- Provisional, RCC- 0.5050, ADC- Admission Cancelled

G:Grade, GP:Grade Point, C:Credits, 腩腩:Sum of Credit Points, 腩腩G:Sum of Product of Credits &amp; Grades

SGPI:Semester Grade Performance Index = 腩腩G/腩腩, CGPI:Cumulative Grade Performance Index

% Marks : 80 and Above 75-79.99 70-74.99 60-69.99 50-59.99 45-49.99 40-44.99 Less Than 40

Grade / Gr. Pt. : O / 10 A / 9 B / 8 C / 7 D / 6 E / 5 P / 4 F / 0

SEAT_NO	NAME	<Course-I> Th(80/32) In(20/08) Total C G GP C*G	<Course-II> Th(80/32) In(20/08) Total C G GP C*G	<Course-III> Th(80/32) In(20/08) Total C G GP C*G	<Course-IV> Th(80/32) In(20/08) Total C G GP C*G	<Course-V> Th(80/32) In(20/08) Total C G GP C*G	<Course-VI> Tw(25/10) Pr/Or(25/10) Total C G GP C*G	<Course-VII> Tw(25/10) Pr/Or(25/10) Total C G GP C*G	<Course-VIII> Tw(50/20) Pr/Or(100/40) Total C G GP C*G	RESULT	REMARK	TOTAL MARKS OUT OF 750
01.	MEC801		DESIGN OF MECH. SYSTEMS		02.	MEC802	INDUSTRIAL ENGG. & MGMT.		03.	MEC803	POWER ENGINEERING	
04.	MEDLO8041		POWER PLANT ENGINEERING		16.	ILO8029	ENVIRONMENTAL MANAGEMENT		17.	MEL801	DESIGN OF MECH. SYSTEMS	
18.	MEL802		POWER ENGINEERING		19.	MEL803	PROJECT-II					

14282741 /TAWASALKAR PRANJALI ANIL ANKITA

55	68	75	63	73	18	19	38					
15	16	14	17	14	19	16	76	P				596
70	84	89	80	87	37	35	114					
4 B	8 32	4 O 10 40	4 O 10 40	4 O 10 40	3 O 10 30	1 B 8 8	1 B 8 8	6 A 9 54	27	252	9.33	
(DIPLOMA STUDENT)		SGPI: SEM-III: 6.00 ; SEM-IV: 5.50 ; SEM-V: 6.04 ; SEM-VI: 7.04 ; SEM-VII: 9.84 ;						CGPI: 7.28				
		CREDITS: SEM-III: 26.0 ; SEM-IV: 26.0 ; SEM-V: 27.0 ; SEM-VI: 25.0 ; SEM-VII: 25.0										
		MARKS: SEM-III:405/725; SEM-IV:461/825; SEM-V:447/775; SEM-VI:478/725; SEM-VII:583/700;						TOTAL: 2970/4500 (66.00%)				

14282742 THAKUR RAKESHKUMAR VINODKUMAR LAXMI

63	64	67	63	70	20	21	40					
14	16	17	16	14	20	19	80	P				604
77	80	84	79	84	40	40	120					
4 A	9 36	4 O 10 40	4 O 10 40	4 A 9 36	3 O 10 30	1 O 10 10	1 O 10 10	6 O 10 60	27	262	9.70	
(DIPLOMA STUDENT)		SGPI: SEM-III: 8.85 ; SEM-IV: 8.46 ; SEM-V: 7.85 ; SEM-VI: 8.68 ; SEM-VII: 9.24 ;						CGPI: 8.79				
		CREDITS: SEM-III: 26.0 ; SEM-IV: 26.0 ; SEM-V: 27.0 ; SEM-VI: 25.0 ; SEM-VII: 25.0										
		MARKS: SEM-III:564/725; SEM-IV:618/825; SEM-V:534/775; SEM-VI:565/725; SEM-VII:560/700;						TOTAL: 3445/4500 (76.56%)				

14282743 VISHWAKARMA AKASH ASHOK GEETA

62	65	75	61	70	16	17	43					
9	16	13	17	15	17	15	87	P				598
71	81	88	78	85	33	32	130					
4 B	8 32	4 O 10 40	4 O 10 40	4 A 9 36	3 O 10 30	1 C 7 7	1 C 7 7	6 O 10 60	27	252	9.33	
		SGPI: SEM-I: 5.22 ; SEM-II: 5.94 ; SEM-III: 6.73 ; SEM-IV: 6.96 ; SEM-V: 7.04 ; SEM-VI: 6.96 ; SEM-VII: 9.72 ;						CGPI: 7.22				
		CREDITS: SEM-I: 27.0 ; SEM-II: 27.0 ; SEM-III: 26.0 ; SEM-IV: 26.0 ; SEM-V: 27.0 ; SEM-VI: 25.0 ; SEM-VII: 25.0										
		MARKS: SEM-I:401/750; SEM-II:424/750; SEM-III:436/725; SEM-IV:530/825; SEM-V:511/775; SEM-VI:463/725; SEM-VII:564/700;						TOTAL: 3927/6000 (65.45%)				

/- FEMALE, #- 0.229, @- 0.5042/0.5043, \*- 0.5045, \$- Carried Forward Grade, ~- Dyslexia, A/ABS- Absent, F- Fails, P- Passes

RR- Reserved, RLE- Reserve for Lower Examination, RPV- Provisional, RCC- 0.5050, ADC- Admission Cancelled

G:Grade, GP:Grade Point, C:Credits, 腩:Sum of Credit Points, 腩G:Sum of Product of Credits &amp; Grades

SGPI:Semester Grade Performance Index = 腩G/腩, CGPI:Cumulative Grade Performance Index

% Marks : 80 and Above 75-79.99 70-74.99 60-69.99 50-59.99 45-49.99 40-44.99 Less Than 40

Grade / Gr. Pt. : O / 10 A / 9 B / 8 C / 7 D / 6 E / 5 P / 4 F / 0



SEAT NO	NAME	<Course-I> Th(80/32) In(20/08) Total C G GP C*G	<Course-II> Th(80/32) In(20/08) Total C G GP C*G	<Course-III> Th(80/32) In(20/08) Total C G GP C*G	<Course-IV> Th(80/32) In(20/08) Total C G GP C*G	<Course-V > Th(80/32) In(20/08) Total C G GP C*G	< Course-VI> Tw(25/10) Pr/Or(25/10) Total C G GP C*G	<Course-VII> Tw(25/10) Pr/Or(25/10) Total C G GP C*G	<Course-VIII> Tw(50/20) Pr/Or(100/40) Total C G GP C*G	RESULT	REMARK	TOTAL MARKS OUT OF 750
01.	MEC801		DESIGN OF MECH. SYSTEMS		02.	MEC802	INDUSTRIAL ENGG. & MGMT.		03.	MEC803	POWER ENGINEERING	
04.	MEDLO8041		POWER PLANT ENGINEERING		16.	ILO8029	ENVIRONMENTAL MANAGEMENT		17.	MEL801	DESIGN OF MECH. SYSTEMS	
18.	MEL802		POWER ENGINEERING		19.	MEL803	PROJECT-II					

14282744 WAGHMARE SHAILESH SUBHASH SANGEETA

66	68	79	65	75	21	23	38					
14	16	18	17	16	19	20	85	P				640
80	84	97	82	91	40	43	123					
4 O	10 40	4 O 10 40	4 O 10 40	4 O 10 40	3 O 10 30	1 O 10 10	1 O 10 10	6 O 10 60	27	270	10.00	

(DIPLOMA STUDENT)

SGPI: SEM-III: 8.50 ; SEM-IV: 7.85 ; SEM-V: 8.07 ; SEM-VI: 8.76 ; SEM-VII: 9.80 ; CGPI: 8.83

CREDITS: SEM-III: 26.0 ; SEM-IV: 26.0 ; SEM-V: 27.0 ; SEM-VI: 25.0 ; SEM-VII: 25.0

MARKS: SEM-III:531/725; SEM-IV:587/825; SEM-V:558/775; SEM-VI:572/725; SEM-VII:574/700; TOTAL: 3462/4500 (76.93%)

14282745 YADAV DHIRAJ SURESHCHAND SUSHILADEVI

71	67	78	61	73	19	18	38					
13	17	16	17	16	19	16	85	P				624
84	84	94	78	89	38	34	123					
4 O	10 40	4 O 10 40	4 A 9 36	3 O 10 30	1 A 9 9	1 C 7 7	6 O 10 60	27	262	9.70		

SGPI: SEM-I: 6.63 ; SEM-II: 5.96 ; SEM-III: 5.65 ; SEM-IV: 6.69 ; SEM-V: 7.04 ; SEM-VI: 7.04 ; SEM-VII: 9.92 ; CGPI: 7.32

CREDITS: SEM-I: 27.0 ; SEM-II: 27.0 ; SEM-III: 26.0 ; SEM-IV: 26.0 ; SEM-V: 27.0 ; SEM-VI: 25.0 ; SEM-VII: 25.0

MARKS: SEM-I:461/750; SEM-II:430/750; SEM-III:388/725; SEM-IV:511/825; SEM-V:485/775; SEM-VI:466/725; SEM-VII:575/700; TOTAL: 3940/6000 (65.67%)

14282746 /YADAV HARSHADA RAVINDRA RAJESHWARI

65	70	77	58	74	21	19	40					
13	17	16	17	15	19	18	82	P				621
78	87	93	75	89	40	37	122					
4 A	9 36	4 O 10 40	4 O 10 40	4 A 9 36	3 O 10 30	1 O 10 10	1 B 8 8	6 O 10 60	27	260	9.63	

(DIPLOMA STUDENT)

SGPI: SEM-III: 5.42 ; SEM-IV: 6.12 ; SEM-V: 5.85 ; SEM-VI: 6.84 ; SEM-VII: 9.76 ; CGPI: 7.26

CREDITS: SEM-III: 26.0 ; SEM-IV: 26.0 ; SEM-V: 27.0 ; SEM-VI: 25.0 ; SEM-VII: 25.0

MARKS: SEM-III:383/725; SEM-IV:482/825; SEM-V:434/775; SEM-VI:455/725; SEM-VII:578/700; TOTAL: 2953/4500 (65.62%)

/- FEMALE, #- 0.229, @- 0.5042/0.5043, \*- 0.5045, \$- Carried Forward Grade, ~- Dyslexia, A/ABS- Absent, F- Fails, P- Passes

RR- Reserved, RLE- Reserve for Lower Examination, RPV- Provisional, RCC- 0.5050, ADC- Admission Cancelled

G:Grade, GP:Grade Point, C:Credits, 腩腩:Sum of Credit Points, 腩腩G:Sum of Product of Credits &amp; Grades

SGPI:Semester Grade Performance Index = 腩腩G/腩腩, CGPI:Cumulative Grade Performance Index

% Marks : 80 and Above 75-79.99 70-74.99 60-69.99 50-59.99 45-49.99 40-44.99 Less Than 40

Grade / Gr. Pt. : O / 10 A / 9 B / 8 C / 7 D / 6 E / 5 P / 4 F / 0

SEAT_NO	NAME	<Course-I> Th(80/32) In(20/08) Total C G GP C*G	<Course-II> Th(80/32) In(20/08) Total C G GP C*G	<Course-III> Th(80/32) In(20/08) Total C G GP C*G	<Course-IV> Th(80/32) In(20/08) Total C G GP C*G	<Course-V > Th(80/32) In(20/08) Total C G GP C*G	< Course-VI> Tw(25/10) Pr/Or(25/10) Total C G GP C*G	<Course-VII> Tw(25/10) Pr/Or(25/10) Total C G GP C*G	<Course-VIII> Tw(50/20) Pr/Or(100/40) Total C G GP C*G	RESULT	REMARK	TOTAL MARKS OUT OF 750
01.	MEC801		DESIGN OF MECH. SYSTEMS		02.	MEC802	INDUSTRIAL ENGG. & MGMT.		03.	MEC803	POWER ENGINEERING	
06.	MEDLO8043		RENEWABLE ENERGY SYSTEMS		08.	ILO8021	PROJECT MANAGEMENT		17.	MEL801	DESIGN OF MECH. SYSTEMS	
18.	MEL802		POWER ENGINEERING		19.	MEL803	PROJECT-II					

14282747 /BAHADKAR MRINMAYI KAMLAKAR KALPANA

68	69	77	72	70	16	17	42					
12	18	14	16	18	15	18	92	P				634
80	87	91	88	88	31	35	134					
4 O	10 40	4 O 10 40	4 O 10 40	4 O 10 40	3 O 10 30	1 C 7 7	1 B 8 8	6 O 10 60	27	265	9.81	
SGPI: SEM-I: 6.74 ; SEM-II: 6.11 ; SEM-III: 5.73 ; SEM-IV: 5.88 ; SEM-V: 6.70 ; SEM-VI: 7.60 ; SEM-VII:10.00 ;												CGPI: 7.31
CREDITS: SEM-I: 27.0 ; SEM-II: 27.0 ; SEM-III: 26.0 ; SEM-IV: 26.0 ; SEM-V: 27.0 ; SEM-VI: 25.0 ; SEM-VII: 25.0												
MARKS: SEM-I:473/750; SEM-II:436/750; SEM-III:398/725; SEM-IV:474/825; SEM-V:476/775; SEM-VI:511/725; SEM-VII:604/700;												TOTAL: 4006/6000 (66.77%)

14282748 /BAROT AASHIKETA RAJANIKANT PRAGATI

74	69	79	72	69	20	21	39					
11	18	14	16	15	20	20	82	P				639
85	87	93	88	84	40	41	121					
4 O	10 40	4 O 10 40	4 O 10 40	3 O 10 30	1 O 10 10	1 O 10 10	6 O 10 60	27	270	10.00		
SGPI: SEM-I: 6.44 ; SEM-II: 6.48 ; SEM-III: 6.19 ; SEM-IV: 6.08 ; SEM-V: 6.89 ; SEM-VI: 8.28 ; SEM-VII: 9.40 ;												CGPI: 7.46
CREDITS: SEM-I: 27.0 ; SEM-II: 27.0 ; SEM-III: 26.0 ; SEM-IV: 26.0 ; SEM-V: 27.0 ; SEM-VI: 25.0 ; SEM-VII: 25.0												
MARKS: SEM-I:465/750; SEM-II:452/750; SEM-III:407/725; SEM-IV:487/825; SEM-V:495/775; SEM-VI:530/725; SEM-VII:575/700;												TOTAL: 4050/6000 (67.50%)

14282749 BHALERAO SWAPNIL SHANKAR SAVITA

61	67	78	71	59	10	11	40					
10	19	13	17	16	13	16	80	P				581
71	86	91	88	75	23	27	120					
4 B	8 32	4 O 10 40	4 O 10 40	4 O 10 40	3 A 9 27	1 E 5 5	1 D 6 6	6 O 10 60	27	250	9.26	
SGPI: SEM-I: 5.06 ; SEM-II: 5.31 ; SEM-III: 5.46 ; SEM-IV: 8.04 ; SEM-V: 5.70 ; SEM-VI: 5.96 ; SEM-VII: 8.88 ;												CGPI: 6.69 @0.06
CREDITS: SEM-I: 27.0 ; SEM-II: 27.0 ; SEM-III: 26.0 ; SEM-IV: 26.0 ; SEM-V: 27.0 ; SEM-VI: 25.0 ; SEM-VII: 25.0												
MARKS: SEM-I:396/750; SEM-II:393/750; SEM-III:385/725; SEM-IV:588/825; SEM-V:420/775; SEM-VI:407/725; SEM-VII:530/700;												TOTAL: 3700/6000 (61.67%)

/- FEMALE, #- 0.229, @- 0.5042/0.5043, \*- 0.5045, \$- Carried Forward Grade, ~- Dyslexia, A/ABS- Absent, F- Fails, P- Passes

RR- Reserved, RLE- Reserve for Lower Examination, RPV- Provisional, RCC- 0.5050, ADC- Admission Cancelled

G:Grade, GP:Grade Point, C:Credits, 腩:Sum of Credit Points, 腩G:Sum of Product of Credits &amp; Grades

SGPI:Semester Grade Performance Index = 腩G/腩, CGPI:Cumulative Grade Performance Index

% Marks : 80 and Above 75-79.99 70-74.99 60-69.99 50-59.99 45-49.99 40-44.99 Less Than 40

Grade / Gr. Pt. : O / 10 A / 9 B / 8 C / 7 D / 6 E / 5 P / 4 F / 0

SEAT_NO	NAME								RESULT	REMARK	TOTAL MARKS
<Course-I>	<Course-II>	<Course-III>	<Course-IV>	<Course-V>	<Course-VI>	<Course-VII>	<Course-VIII>			OUT OF 750	
Th(80/32)	Th(80/32)	Th(80/32)	Th(80/32)	Th(80/32)	Tw(25/10)	Tw(25/10)	Tw(50/20)				
In(20/08)	In(20/08)	In(20/08)	In(20/08)	In(20/08)	Pr/Or(25/10)	Pr/Or(25/10)	Pr/Or(100/40)				
Total	Total	Total	Total	Total	Total	Total	Total				
C G GP C*G	C G GP C*G	C G GP C*G	C G GP C*G	C G GP C*G	C G GP C*G	C G GP C*G	C G GP C*G	腩 腩G	SGPI		
01. MEC801	DESIGN OF MECH. SYSTEMS			02. MEC802	INDUSTRIAL ENGG. & MGMT.		03. MEC803	POWER ENGINEERING			
06. MEDLO8043	RENEWABLE ENERGY SYSTEMS			08. ILO8021	PROJECT MANAGEMENT		17. MEL801	DESIGN OF MECH. SYSTEMS			
18. MEL802	POWER ENGINEERING			19. MEL803	PROJECT-II						

14282750 BHATIA KAUSHAL PANKAJ KHUSHBOO

64	70	78	73	69	17	16	42			
13	19	14	16	18	17	15	90	P		631
77	89	92	89	87	34	31	132			
4 A	9 36	4 0 10 40	4 0 10 40	4 0 10 40	3 0 10 30	1 C 7 7	1 C 7 7	6 0 10 60	27 260	9.63

SGPI: SEM-I: 8.44 ; SEM-II: 7.74 ; SEM-III: 7.58 ; SEM-IV: 7.62 ; SEM-V: 8.22 ; SEM-VI: 8.48 ; SEM-VII: 9.96 ; CGPI: 8.45  
 CREDITS: SEM-I: 27.0 ; SEM-II: 27.0 ; SEM-III: 26.0 ; SEM-IV: 26.0 ; SEM-V: 27.0 ; SEM-VI: 25.0 ; SEM-VII: 25.0  
 MARKS: SEM-I:573/750; SEM-II:524/750; SEM-III:498/725; SEM-IV:580/825; SEM-V:545/775; SEM-VI:558/725; SEM-VII:591/700; TOTAL: 4500/6000 (75.00%)

14282751 /BOBADE SHRAVANTI PRASHANT SWATI

66	67	77	72	72	13	17	45			
10	19	14	16	18	16	19	86	P		627
76	86	91	88	90	29	36	131			
4 A	9 36	4 0 10 40	4 0 10 40	4 0 10 40	3 0 10 30	1 D 6 6	1 B 8 8	6 0 10 60	27 260	9.63

SGPI: SEM-I: 7.52 ; SEM-II: 7.33 ; SEM-III: 7.50 ; SEM-IV: 8.19 ; SEM-V: 7.85 ; SEM-VI: 8.08 ; SEM-VII: 9.80 ; CGPI: 8.23  
 CREDITS: SEM-I: 27.0 ; SEM-II: 27.0 ; SEM-III: 26.0 ; SEM-IV: 26.0 ; SEM-V: 27.0 ; SEM-VI: 25.0 ; SEM-VII: 25.0  
 MARKS: SEM-I:520/750; SEM-II:494/750; SEM-III:499/725; SEM-IV:608/825; SEM-V:551/775; SEM-VI:534/725; SEM-VII:587/700; TOTAL: 4420/6000 (73.67%)

14282752 BUHA PARTH MANUBHAI SONAL

59	66	77	70	64	18	18	40			
11	16	13	16	16	15	18	89	P		606
70	82	90	86	80	33	36	129			
4 B	8 32	4 0 10 40	4 0 10 40	4 0 10 40	3 0 10 30	1 C 7 7	1 B 8 8	6 0 10 60	27 257	9.52

SGPI: SEM-I: 7.67 ; SEM-II: 6.52 ; SEM-III: 6.15 ; SEM-IV: 5.77 ; SEM-V: 6.74 ; SEM-VI: 7.96 ; SEM-VII: 9.68 ; CGPI: 7.49  
 CREDITS: SEM-I: 27.0 ; SEM-II: 27.0 ; SEM-III: 26.0 ; SEM-IV: 26.0 ; SEM-V: 27.0 ; SEM-VI: 25.0 ; SEM-VII: 25.0  
 MARKS: SEM-I:526/750; SEM-II:462/750; SEM-III:417/725; SEM-IV:485/825; SEM-V:481/775; SEM-VI:508/725; SEM-VII:593/700; TOTAL: 4078/6000 (67.97%)

/- FEMALE, #- 0.229, @- 0.5042/0.5043, \*- 0.5045, \$- Carried Forward Grade, ~- Dyslexia, A/ABS- Absent, F- Fails, P- Passes

RR- Reserved, RLE- Reserve for Lower Examination, RPV- Provisional, RCC- 0.5050, ADC- Admission Cancelled

G:Grade, GP:Grade Point, C:Credits, 腩:Sum of Credit Points, 腩G:Sum of Product of Credits &amp; Grades

SGPI:Semester Grade Performance Index = 腩G/腩, CGPI:Cumulative Grade Performance Index

% Marks : 80 and Above 75-79.99 70-74.99 60-69.99 50-59.99 45-49.99 40-44.99 Less Than 40

Grade / Gr. Pt. : O / 10 A / 9 B / 8 C / 7 D / 6 E / 5 P / 4 F / 0



SEAT NO	NAME	<Course-I> Th(80/32) In(20/08) Total C G GP C*G	<Course-II> Th(80/32) In(20/08) Total C G GP C*G	<Course-III> Th(80/32) In(20/08) Total C G GP C*G	<Course-IV> Th(80/32) In(20/08) Total C G GP C*G	<Course-V > Th(80/32) In(20/08) Total C G GP C*G	< Course-VI> Tw(25/10) Pr/Or(25/10) Total C G GP C*G	<Course-VII> Tw(25/10) Pr/Or(25/10) Total C G GP C*G	<Course-VIII> Tw(50/20) Pr/Or(100/40) Total C G GP C*G	RESULT	REMARK	TOTAL MARKS OUT OF 750
01. MEC801	DESIGN OF MECH. SYSTEMS											
06. MEDLO8043	RENEWABLE ENERGY SYSTEMS											
18. MEL802	POWER ENGINEERING											
02. MEC802	INDUSTRIAL ENGG. & MGMT.											
08. ILO8021	PROJECT MANAGEMENT											
17. MEL801	DESIGN OF MECH. SYSTEMS											
19. MEL803	PROJECT-II											

14282753 CHAVAN PRANAV UNMESH SWATI

62	66	75	76	64	17	17	40					
14	15	15	16	15	19	18	81	P				610
76	81	90	92	79	36	35	121					
4 A	9 36	4 O 10 40	4 O 10 40	4 O 10 40	3 A 9 27	1 B 8 8	1 B 8 8	6 O 10 60	27	259	9.59	

(DIPLOMA STUDENT)

SGPI: SEM-III: 5.61 ; SEM-IV: 5.88 ; SEM-V: 5.59 ; SEM-VI: 6.76 ; SEM-VII: 8.36 ; CGPI: 6.97

CREDITS: SEM-III: 26.0 ; SEM-IV: 26.0 ; SEM-V: 26.0 ; SEM-VI: 25.0 ; SEM-VII: 25.0

MARKS: SEM-III:395/725; SEM-IV:474/825; SEM-V:407/775; SEM-VI:437/725; SEM-VII:520/700; TOTAL: 2843/4500 (63.18%)

14282754 CHUDNAIK OMKAR SANDIP SAMIDHA

70	67	75	72	68	18	10	39					
14	19	16	16	17	14	13	75	P				603
84	86	91	88	85	32	23	114					
4 O	10 40	4 O 10 40	4 O 10 40	3 O 10 30	1 C 7 7	1 E 5 5	6 A 9 54	27	256	9.48		

SGPI: SEM-I: 6.24 ; SEM-II: 6.43 ; SEM-III: 6.08 ; SEM-IV: 6.50 ; SEM-V: 6.63 ; SEM-VI: 6.84 ; SEM-VII: 9.68 ; CGPI: 7.22

CREDITS: SEM-I: 27.0 ; SEM-II: 27.0 ; SEM-III: 26.0 ; SEM-IV: 26.0 ; SEM-V: 27.0 ; SEM-VI: 25.0 ; SEM-VII: 25.0

MARKS: SEM-I:438/750; SEM-II:447/750; SEM-III:402/725; SEM-IV:523/825; SEM-V:465/775; SEM-VI:451/725; SEM-VII:577/700; TOTAL: 3906/6000 (65.10%)

14282755 DUBEY SHIVAM SURESH ASHA

56	66	75	72	72	20	20	43					
13	15	19	17	18	20	17	88	P				631
69	81	94	89	90	40	37	131					
4 C	7 28	4 O 10 40	4 O 10 40	3 O 10 30	1 O 10 10	1 B 8 8	6 O 10 60	27	256	9.48		

(DIPLOMA STUDENT)

SGPI: SEM-III: 5.92 ; SEM-IV: 5.42 ; SEM-V: 6.30 ; SEM-VI: 7.04 ; SEM-VII: 9.96 ; CGPI: 7.35

CREDITS: SEM-III: 26.0 ; SEM-IV: 26.0 ; SEM-V: 27.0 ; SEM-VI: 25.0 ; SEM-VII: 25.0

MARKS: SEM-III:413/725; SEM-IV:454/825; SEM-V:452/775; SEM-VI:460/725; SEM-VII:580/700; TOTAL: 2990/4500 (66.44%)

/- FEMALE, #- 0.229, @- 0.5042/0.5043, \*- 0.5045, \$- Carried Forward Grade, ~- Dyslexia, A/ABS- Absent, F- Fails, P- Passes

RR- Reserved, RLE- Reserve for Lower Examination, RPV- Provisional, RCC- 0.5050, ADC- Admission Cancelled

G:Grade, GP:Grade Point, C:Credits, 腩腩:Sum of Credit Points, 腩腩G:Sum of Product of Credits &amp; Grades

SGPI:Semester Grade Performance Index = 腩腩G/腩腩, CGPI:Cumulative Grade Performance Index

% Marks : 80 and Above 75-79.99 70-74.99 60-69.99 50-59.99 45-49.99 40-44.99 Less Than 40

Grade / Gr. Pt. : O / 10 A / 9 B / 8 C / 7 D / 6 E / 5 P / 4 F / 0

SEAT_NO	NAME	<Course-I> Th(80/32) In(20/08) Total C G GP C*G	<Course-II> Th(80/32) In(20/08) Total C G GP C*G	<Course-III> Th(80/32) In(20/08) Total C G GP C*G	<Course-IV> Th(80/32) In(20/08) Total C G GP C*G	<Course-V > Th(80/32) In(20/08) Total C G GP C*G	< Course-VI> Tw(25/10) Pr/Or(25/10) Total C G GP C*G	<Course-VII> Tw(25/10) Pr/Or(25/10) Total C G GP C*G	<Course-VIII> Tw(50/20) Pr/Or(100/40) Total C G GP C*G	RESULT	REMARK	TOTAL MARKS OUT OF 750
01.	MEC801		DESIGN OF MECH. SYSTEMS		02. MEC802	INDUSTRIAL ENGG. & MGMT.		03. MEC803	POWER ENGINEERING			
06.	MEDLO8043		RENEWABLE ENERGY SYSTEMS		08. ILO8021	PROJECT MANAGEMENT		17. MEL801	DESIGN OF MECH. SYSTEMS			
18.	MEL802		POWER ENGINEERING		19. MEL803	PROJECT-II						

14282756 FIRKE VINIT SANJAY SUNITA

67	66	77	72	69	19	19	42					
13	19	15	16	15	16	16	85	P			626	
80	85	92	88	84	35	35	127					
4 O	10 40	4 O 10 40	4 O 10 40	4 O 10 40	3 O 10 30	1 B 8 8	1 B 8 8	6 O 10 60	27	266	9.85	
SGPI: SEM-I: 7.59 ; SEM-II: 7.19 ; SEM-III: 7.31 ; SEM-IV: 8.00 ; SEM-V: 6.81 ; SEM-VI: 7.60 ; SEM-VII: 9.24 ; CGPI: 7.94												
CREDITS: SEM-I: 27.0 ; SEM-II: 27.0 ; SEM-III: 26.0 ; SEM-IV: 26.0 ; SEM-V: 27.0 ; SEM-VI: 25.0 ; SEM-VII: 25.0												
MARKS: SEM-I:528/750; SEM-II:501/750; SEM-III:478/725; SEM-IV:607/825; SEM-V:488/775; SEM-VI:493/725; SEM-VII:558/700; TOTAL: 4279/6000 (71.32%)												

14282757 GORAD AKSHAY SURESH TAI

66	68	79	74	70	18	21	41					
11	19	13	15	16	18	19	83	P			631	
77	87	92	89	86	36	40	124					
4 A	9 36	4 O 10 40	4 O 10 40	4 O 10 40	3 O 10 30	1 B 8 8	1 O 10 10	6 O 10 60	27	264	9.78	
SGPI: SEM-I: 6.33 ; SEM-II: 6.41 ; SEM-III: 5.23 ; SEM-IV: 6.46 ; SEM-V: 6.22 ; SEM-VI: 7.12 ; SEM-VII: 8.92 ; CGPI: 7.05												
CREDITS: SEM-I: 27.0 ; SEM-II: 27.0 ; SEM-III: 26.0 ; SEM-IV: 26.0 ; SEM-V: 27.0 ; SEM-VI: 25.0 ; SEM-VII: 25.0												
MARKS: SEM-I:457/750; SEM-II:447/750; SEM-III:361/725; SEM-IV:492/825; SEM-V:471/775; SEM-VI:482/725; SEM-VII:528/700; TOTAL: 3869/6000 (64.48%)												

14282758 HEGDE NIKHIL RAMCHANDRA SUMANGALA

72	69	78	76	70	18	18	42					
14	17	15	16	18	16	13	88	P			640	
86	86	93	92	88	34	31	130					
4 O	10 40	4 O 10 40	4 O 10 40	4 O 10 40	3 O 10 30	1 C 7 7	1 C 7 7	6 O 10 60	27	264	9.78	
SGPI: SEM-I: 5.96 ; SEM-II: 7.06 ; SEM-III: 5.54 ; SEM-IV: 6.42 ; SEM-V: 6.93 ; SEM-VI: 7.96 ; SEM-VII: 9.64 ; CGPI: 7.40												
CREDITS: SEM-I: 27.0 ; SEM-II: 27.0 ; SEM-III: 26.0 ; SEM-IV: 26.0 ; SEM-V: 27.0 ; SEM-VI: 25.0 ; SEM-VII: 25.0												
MARKS: SEM-I:432/750; SEM-II:492/750; SEM-III:386/725; SEM-IV:521/825; SEM-V:493/775; SEM-VI:518/725; SEM-VII:593/700; TOTAL: 4075/6000 (67.92%)												

/- FEMALE, #- 0.229, @- 0.5042/0.5043, \*- 0.5045, \$- Carried Forward Grade, ~- Dyslexia, A/ABS- Absent, F- Fails, P- Passes

RR- Reserved, RLE- Reserve for Lower Examination, RPV- Provisional, RCC- 0.5050, ADC- Admission Cancelled

G:Grade, GP:Grade Point, C:Credits, 腩:Sum of Credit Points, 腩G:Sum of Product of Credits &amp; Grades

SGPI:Semester Grade Performance Index = 腩G/腩, CGPI:Cumulative Grade Performance Index

% Marks : 80 and Above 75-79.99 70-74.99 60-69.99 50-59.99 45-49.99 40-44.99 Less Than 40

Grade / Gr. Pt. : O / 10 A / 9 B / 8 C / 7 D / 6 E / 5 P / 4 F / 0

SEAT_NO	NAME	<Course-I> Th(80/32) In(20/08) Total C G GP C*G	<Course-II> Th(80/32) In(20/08) Total C G GP C*G	<Course-III> Th(80/32) In(20/08) Total C G GP C*G	<Course-IV> Th(80/32) In(20/08) Total C G GP C*G	<Course-V> Th(80/32) In(20/08) Total C G GP C*G	<Course-VI> Tw(25/10) Pr/Or(25/10) Total C G GP C*G	<Course-VII> Tw(25/10) Pr/Or(25/10) Total C G GP C*G	<Course-VIII> Tw(50/20) Pr/Or(100/40) Total C G GP C*G	RESULT	REMARK	TOTAL MARKS OUT OF 750
01.	MEC801		DESIGN OF MECH. SYSTEMS		02. MEC802	INDUSTRIAL ENGG. & MGMT.		03. MEC803	POWER ENGINEERING			
06.	MEDLO8043		RENEWABLE ENERGY SYSTEMS		08. ILO8021	PROJECT MANAGEMENT		17. MEL801	DESIGN OF MECH. SYSTEMS			
18.	MEL802		POWER ENGINEERING		19. MEL803	PROJECT-II						

14282759 KALE TUSHAR TUKARAM REKHA

67	73	79	73	70	14	12	43					
10	18	14	16	17	13	19	90	P			628	
77	91	93	89	87	27	31	133					
4 A	9 36	4 O 10 40	4 O 10 40	4 O 10 40	3 O 10 30	1 D 6 6	1 C 7 7	6 O 10 60	27 259	9.59		
SGPI: SEM-I: 6.67 ; SEM-II: 6.09 ; SEM-III: 5.50 ; SEM-IV: 5.88 ; SEM-V: 5.85 ; SEM-VI: 7.08 ; SEM-VII: 9.52 ; CGPI: 7.01												
CREDITS: SEM-I: 27.0 ; SEM-II: 27.0 ; SEM-III: 26.0 ; SEM-IV: 26.0 ; SEM-V: 27.0 ; SEM-VI: 25.0 ; SEM-VII: 25.0												
MARKS: SEM-I:480/750; SEM-II:430/750; SEM-III:376/725; SEM-IV:472/825; SEM-V:436/775; SEM-VI:483/725; SEM-VII:565/700; TOTAL: 3870/6000 (64.50%)												

14282760 KINI SWARUP SUNIL PUNAM

70	73	77	74	70	12	14	38					
11	18	14	15	16	14	18	78	P			612	
81	91	91	89	86	26	32	116					
4 O	10 40	4 O 10 40	4 O 10 40	3 O 10 30	1 D 6 6	1 C 7 7	6 A 9 54	27 257	9.52			
(DIPLOMA STUDENT)												
SGPI: SEM-III: 8.50 ; SEM-IV: 7.54 ; SEM-V: 6.70 ; SEM-VI: 9.00 ; SEM-VII: 9.36 ; CGPI: 8.42												
CREDITS: SEM-III: 26.0 ; SEM-IV: 26.0 ; SEM-V: 27.0 ; SEM-VI: 25.0 ; SEM-VII: 25.0												
MARKS: SEM-III:534/725; SEM-IV:583/825; SEM-V:493/775; SEM-VI:563/725; SEM-VII:564/700; TOTAL: 3349/4500 (74.42%)												

14282761 LOPES IAN PIUS CIREJA

67	73	78	72	70	20	21	40					
10	18	14	15	15	18	19	82	P			632	
77	91	92	87	85	38	40	122					
4 A	9 36	4 O 10 40	4 O 10 40	3 O 10 30	1 A 9 9	1 O 10 10	6 O 10 60	27 265	9.81			
SGPI: SEM-I: 6.00 ; SEM-II: 6.35 ; SEM-III: 6.54 ; SEM-IV: 6.15 ; SEM-V: 5.93 ; SEM-VI: 7.12 ; SEM-VII: 9.40 ; CGPI: 7.15												
CREDITS: SEM-I: 27.0 ; SEM-II: 27.0 ; SEM-III: 26.0 ; SEM-IV: 26.0 ; SEM-V: 27.0 ; SEM-VI: 25.0 ; SEM-VII: 25.0												
MARKS: SEM-I:429/750; SEM-II:438/750; SEM-III:425/725; SEM-IV:497/825; SEM-V:430/775; SEM-VI:470/725; SEM-VII:562/700; TOTAL: 3883/6000 (64.72%)												

/- FEMALE, #- 0.229, @- 0.5042/0.5043, \*- 0.5045, \$- Carried Forward Grade, ~- Dyslexia, A/ABS- Absent, F- Fails, P- Passes

RR- Reserved, RLE- Reserve for Lower Examination, RPV- Provisional, RCC- 0.5050, ADC- Admission Cancelled

G:Grade, GP:Grade Point, C:Credits, 腩:Sum of Credit Points, 腩G:Sum of Product of Credits &amp; Grades

SGPI:Semester Grade Performance Index = 腩G/腩, CGPI:Cumulative Grade Performance Index

% Marks : 80 and Above 75-79.99 70-74.99 60-69.99 50-59.99 45-49.99 40-44.99 Less Than 40

Grade / Gr. Pt. : O / 10 A / 9 B / 8 C / 7 D / 6 E / 5 P / 4 F / 0

SEAT_NO	NAME	<Course-I> Th(80/32) In(20/08) Total C G GP C*G	<Course-II> Th(80/32) In(20/08) Total C G GP C*G	<Course-III> Th(80/32) In(20/08) Total C G GP C*G	<Course-IV> Th(80/32) In(20/08) Total C G GP C*G	<Course-V > Th(80/32) In(20/08) Total C G GP C*G	< Course-VI> Tw(25/10) Pr/Or(25/10) Total C G GP C*G	<Course-VII> Tw(25/10) Pr/Or(25/10) Total C G GP C*G	<Course-VIII> Tw(50/20) Pr/Or(100/40) Total C G GP C*G	RESULT	REMARK	TOTAL MARKS OUT OF 750
01.	MEC801		DESIGN OF MECH. SYSTEMS		02.	MEC802	INDUSTRIAL ENGG. & MGMT.		03.	MEC803	POWER ENGINEERING	
06.	MEDLO8043		RENEWABLE ENERGY SYSTEMS		08.	ILO8021	PROJECT MANAGEMENT		17.	MEL801	DESIGN OF MECH. SYSTEMS	
18.	MEL802		POWER ENGINEERING		19.	MEL803	PROJECT-II					

14282762 /MANDALE MANISHA SHIVAJI NANDA

60	72	78	75	65	11	17	44					
11	18	14	15	18	13	20	87		P			618
71	90	92	90	83	24	37	131					
4 B	8 32	4 O 10 40	4 O 10 40	4 O 10 40	3 O 10 30	1 E 5 5	1 B 8 8	6 O 10 60	27	255	9.44	
SGPI: SEM-I: 6.63 ; SEM-II: 5.83 ; SEM-III: 5.35 ; SEM-IV: 5.73 ; SEM-V: 5.93 ; SEM-VI: 6.56 ; SEM-VII: 9.56 ; CGPI: 6.87												
CREDITS: SEM-I: 27.0 ; SEM-II: 27.0 ; SEM-III: 26.0 ; SEM-IV: 26.0 ; SEM-V: 27.0 ; SEM-VI: 25.0 ; SEM-VII: 25.0												
MARKS: SEM-I:472/750; SEM-II:415/750; SEM-III:383/725; SEM-IV:466/825; SEM-V:426/775; SEM-VI:456/725; SEM-VII:571/700; TOTAL: 3807/6000 (63.45%)												

14282763 MHATRE ARCHIES HARSHVARDHAN MAMTA

65	71	76	72	71	10	15	33					
13	19	14	16	17	14	17	74		P			597
78	90	90	88	88	24	32	107					
4 A	9 36	4 O 10 40	4 O 10 40	4 O 10 40	3 O 10 30	1 E 5 5	1 C 7 7	6 B 8 48	27	246	9.11	
SGPI: SEM-I: 6.30 ; SEM-II: 6.63 ; SEM-III: 7.19 ; SEM-IV: 7.85 ; SEM-V: 7.33 ; SEM-VI: 7.76 ; SEM-VII: 9.60 ; CGPI: 7.70 @0.05												
CREDITS: SEM-I: 27.0 ; SEM-II: 27.0 ; SEM-III: 26.0 ; SEM-IV: 26.0 ; SEM-V: 27.0 ; SEM-VI: 25.0 ; SEM-VII: 25.0												
MARKS: SEM-I:442/750; SEM-II:461/750; SEM-III:468/725; SEM-IV:589/825; SEM-V:504/775; SEM-VI:510/725; SEM-VII:565/700; TOTAL: 4136/6000 (68.93%)												

14282764 NALAWADE PRANAY KAMLAKAR KOMAL

68	63	75	70	69	10	13	38					
12	19	13	15	16	13	19	79		P			592
80	82	88	85	85	23	32	117					
4 O	10 40	4 O 10 40	4 O 10 40	4 O 10 40	3 O 10 30	1 E 5 5	1 C 7 7	6 A 9 54	27	256	9.48	
SGPI: SEM-I: 8.52 ; SEM-II: 8.59 ; SEM-III: 8.42 ; SEM-IV: 8.00 ; SEM-V: 8.15 ; SEM-VI: 8.68 ; SEM-VII: 9.84 ; CGPI: 8.70												
CREDITS: SEM-I: 27.0 ; SEM-II: 27.0 ; SEM-III: 26.0 ; SEM-IV: 26.0 ; SEM-V: 27.0 ; SEM-VI: 25.0 ; SEM-VII: 25.0												
MARKS: SEM-I:568/750; SEM-II:585/750; SEM-III:564/725; SEM-IV:612/825; SEM-V:573/775; SEM-VI:548/725; SEM-VII:589/700; TOTAL: 4631/6000 (77.18%)												

/- FEMALE, #- 0.229, @- 0.5042/0.5043, \*- 0.5045, \$- Carried Forward Grade, ~- Dyslexia, A/ABS- Absent, F- Fails, P- Passes

RR- Reserved, RLE- Reserve for Lower Examination, RPV- Provisional, RCC- 0.5050, ADC- Admission Cancelled

G:Grade, GP:Grade Point, C:Credits, 腩腩:Sum of Credit Points, 腩腩G:Sum of Product of Credits &amp; Grades

SGPI:Semester Grade Performance Index = 腩腩G/腩腩, CGPI:Cumulative Grade Performance Index

% Marks : 80 and Above 75-79.99 70-74.99 60-69.99 50-59.99 45-49.99 40-44.99 Less Than 40

Grade / Gr. Pt. : O / 10 A / 9 B / 8 C / 7 D / 6 E / 5 P / 4 F / 0

SEAT NO	NAME	<Course-I> Th(80/32) In(20/08) Total C G GP C*G	<Course-II> Th(80/32) In(20/08) Total C G GP C*G	<Course-III> Th(80/32) In(20/08) Total C G GP C*G	<Course-IV> Th(80/32) In(20/08) Total C G GP C*G	<Course-V > Th(80/32) In(20/08) Total C G GP C*G	< Course-VI> Tw(25/10) Pr/Or(25/10) Total C G GP C*G	<Course-VII> Tw(25/10) Pr/Or(25/10) Total C G GP C*G	<Course-VIII> Tw(50/20) Pr/Or(100/40) Total C G GP C*G	RESULT	REMARK	TOTAL MARKS OUT OF 750
01.	MEC801		DESIGN OF MECH. SYSTEMS		02. MEC802	INDUSTRIAL ENGG. & MGMT.		03. MEC803	POWER ENGINEERING			
06.	MEDLO8043		RENEWABLE ENERGY SYSTEMS		08. ILO8021	PROJECT MANAGEMENT		17. MEL801	DESIGN OF MECH. SYSTEMS			
18.	MEL802		POWER ENGINEERING		19. MEL803	PROJECT-II						

14282765 NARKAR YASH PRASHANT SAYALEE

62	69	77	72	70	17	18	37					
14	19	14	16	15	18	17	79	P			614	
76	88	91	88	85	35	35	116					
4 A	9 36	4 O 10 40	4 O 10 40	4 O 10 40	3 O 10 30	1 B 8 8	1 B 8 8	6 A 9 54	27	256	9.48	
SGPI: SEM-I: 7.59 ; SEM-II: 8.30 ; SEM-III: 7.65 ; SEM-IV: 8.54 ; SEM-V: 8.00 ; SEM-VI: 9.08 ; SEM-VII: 9.84 ; CGPI: 8.55												
CREDITS: SEM-I: 27.0 ; SEM-II: 27.0 ; SEM-III: 26.0 ; SEM-IV: 26.0 ; SEM-V: 27.0 ; SEM-VI: 25.0 ; SEM-VII: 25.0												
MARKS: SEM-I:529/750; SEM-II:566/750; SEM-III:508/725; SEM-IV:616/825; SEM-V:541/775; SEM-VI:561/725; SEM-VII:589/700; TOTAL: 4524/6000 (75.40%)												

14282766 PALSHTKAR OMKAR PRAKASH SNEHA

72	70	78	72	67	20	21	40					
13	19	14	16	17	17	15	79	P			630	
85	89	92	88	84	37	36	119					
4 O	10 40	4 O 10 40	4 O 10 40	3 O 10 30	1 B 8 8	1 B 8 8	6 A 9 54	27	260	9.63		
SGPI: SEM-I: 7.00 ; SEM-II: 6.41 ; SEM-III: 5.42 ; SEM-IV: 7.46 ; SEM-V: 8.93 ; SEM-VI: 9.32 ; SEM-VII: 9.80 ; CGPI: 7.98												
CREDITS: SEM-I: 27.0 ; SEM-II: 27.0 ; SEM-III: 26.0 ; SEM-IV: 26.0 ; SEM-V: 27.0 ; SEM-VI: 25.0 ; SEM-VII: 25.0												
MARKS: SEM-I:492/750; SEM-II:460/750; SEM-III:387/725; SEM-IV:574/825; SEM-V:597/775; SEM-VI:587/725; SEM-VII:601/700; TOTAL: 4328/6000 (72.13%)												

14282767 PANHALKAR PRASANNA VIJAY ANITA

65	64	70	67	58	10	10	44					
8	16	13	16	14	13	15	88	P			571	
73	80	83	83	72	23	25	132					
4 B	8 32	4 O 10 40	4 O 10 40	3 B 8 24	1 E 5 5	1 D 6 6	6 O 10 60	27	247	9.15		
SGPI: SEM-I: 5.70 ; SEM-II: 5.63 ; SEM-III: 6.88 ; SEM-IV: 8.31 ; SEM-V: 6.81 ; SEM-VI: 6.44 ; SEM-VII: 8.00 ; CGPI: 7.11												
CREDITS: SEM-I: 27.0 ; SEM-II: 27.0 ; SEM-III: 26.0 ; SEM-IV: 26.0 ; SEM-V: 27.0 ; SEM-VI: 25.0 ; SEM-VII: 25.0												
MARKS: SEM-I:416/750; SEM-II:414/750; SEM-III:448/725; SEM-IV:597/825; SEM-V:469/775; SEM-VI:416/725; SEM-VII:497/700; TOTAL: 3828/6000 (63.80%)												

/- FEMALE, #- 0.229, @- 0.5042/0.5043, \*- 0.5045, \$- Carried Forward Grade, ~- Dyslexia, A/ABS- Absent, F- Fails, P- Passes

RR- Reserved, RLE- Reserve for Lower Examination, RPV- Provisional, RCC- 0.5050, ADC- Admission Cancelled

G:Grade, GP:Grade Point, C:Credits, 腩:Sum of Credit Points, 腩G:Sum of Product of Credits &amp; Grades

SGPI:Semester Grade Performance Index = 腩G/腩, CGPI:Cumulative Grade Performance Index

% Marks : 80 and Above 75-79.99 70-74.99 60-69.99 50-59.99 45-49.99 40-44.99 Less Than 40

Grade / Gr. Pt. : O / 10 A / 9 B / 8 C / 7 D / 6 E / 5 P / 4 F / 0



SEAT NO	NAME	<Course-I> Th(80/32) In(20/08) Total C G GP C*G	<Course-II> Th(80/32) In(20/08) Total C G GP C*G	<Course-III> Th(80/32) In(20/08) Total C G GP C*G	<Course-IV> Th(80/32) In(20/08) Total C G GP C*G	<Course-V > Th(80/32) In(20/08) Total C G GP C*G	< Course-VI> Tw(25/10) Pr/Or(25/10) Total C G GP C*G	<Course-VII> Tw(25/10) Pr/Or(25/10) Total C G GP C*G	<Course-VIII> Tw(50/20) Pr/Or(100/40) Total C G GP C*G	RESULT	REMARK	TOTAL MARKS OUT OF 750
---------	------	-------------------------------------------------------------	--------------------------------------------------------------	---------------------------------------------------------------	--------------------------------------------------------------	--------------------------------------------------------------	------------------------------------------------------------------	------------------------------------------------------------------	--------------------------------------------------------------------	--------	--------	---------------------------

01. MEC801	DESIGN OF MECH. SYSTEMS	02. MEC802	INDUSTRIAL ENGG. & MGMT.	03. MEC803	POWER ENGINEERING
06. MEDLO8043	RENEWABLE ENERGY SYSTEMS	08. ILO8021	PROJECT MANAGEMENT	17. MEL801	DESIGN OF MECH. SYSTEMS
18. MEL802	POWER ENGINEERING	19. MEL803	PROJECT-II		

14282768 PAPEWAR ANANT GANGADHAR SMITA

70	66	76	70	68	17	18	41					
12	18	14	16	15	19	16	85	P				621
82	84	90	86	83	36	34	126					
4 O	10 40	4 O 10 40	4 O 10 40	4 O 10 40	3 O 10 30	1 B 8 8	1 C 7 7	6 O 10 60	27	265	9.81	
SGPI: SEM-I: 6.26 ; SEM-II: 6.48 ; SEM-III: 6.81 ; SEM-IV: 7.15 ; SEM-V: 7.67 ; SEM-VI: 8.88 ; SEM-VII: 9.88 ;												CGPI: 7.85
CREDITS: SEM-I: 27.0 ; SEM-II: 27.0 ; SEM-III: 26.0 ; SEM-IV: 26.0 ; SEM-V: 27.0 ; SEM-VI: 25.0 ; SEM-VII: 25.0												
MARKS: SEM-I:446/750; SEM-II:461/750; SEM-III:437/725; SEM-IV:540/825; SEM-V:532/775; SEM-VI:560/725; SEM-VII:582/700;												TOTAL: 4179/6000 (69.65%)

14282769 PATIL ABHISHEK RAJENDRA SANJIVANI

60	68	76	74	71	11	19	38					
9	18	14	16	17	15	19	77	P				602
69	86	90	90	88	26	38	115					
4 C	7 28	4 O 10 40	4 O 10 40	4 O 10 40	3 O 10 30	1 D 6 6	1 A 9 9	6 A 9 54	27	247	9.15	
SGPI: SEM-I: 7.44 ; SEM-II: 7.78 ; SEM-III: 6.92 ; SEM-IV: 7.12 ; SEM-V: 7.19 ; SEM-VI: 8.68 ; SEM-VII: 9.48 ;												CGPI: 7.96
CREDITS: SEM-I: 27.0 ; SEM-II: 27.0 ; SEM-III: 26.0 ; SEM-IV: 26.0 ; SEM-V: 27.0 ; SEM-VI: 25.0 ; SEM-VII: 25.0												
MARKS: SEM-I:526/750; SEM-II:539/750; SEM-III:462/725; SEM-IV:541/825; SEM-V:519/775; SEM-VI:544/725; SEM-VII:574/700;												TOTAL: 4307/6000 (71.78%)

14282770 /PATIL VAISHNAVI REWARAM VANDANA

70	66	78	72	71	12	12	38					
13	18	13	16	17	17	19	78	P				610
83	84	91	88	88	29	31	116					
4 O	10 40	4 O 10 40	4 O 10 40	4 O 10 40	3 O 10 30	1 D 6 6	1 C 7 7	6 A 9 54	27	257	9.52	
SGPI: SEM-I: 6.22 ; SEM-II: 6.46 ; SEM-III: 5.35 ; SEM-IV: 5.81 ; SEM-V: 6.67 ; SEM-VI: 7.36 ; SEM-VII: 9.60 ;												CGPI: 7.11
CREDITS: SEM-I: 27.0 ; SEM-II: 27.0 ; SEM-III: 26.0 ; SEM-IV: 26.0 ; SEM-V: 27.0 ; SEM-VI: 25.0 ; SEM-VII: 25.0												
MARKS: SEM-I:450/750; SEM-II:463/750; SEM-III:377/725; SEM-IV:468/825; SEM-V:462/775; SEM-VI:497/725; SEM-VII:578/700;												TOTAL: 3905/6000 (65.08%)

/- FEMALE, #- 0.229, @- 0.5042/0.5043, \*- 0.5045, \$- Carried Forward Grade, ~- Dyslexia, A/ABS- Absent, F- Fails, P- Passes

RR- Reserved, RLE- Reserve for Lower Examination, RPV- Provisional, RCC- 0.5050, ADC- Admission Cancelled

G:Grade, GP:Grade Point, C:Credits, 腩:Sum of Credit Points, 腩G:Sum of Product of Credits &amp; Grades

SGPI:Semester Grade Performance Index = 腩G/腩, CGPI:Cumulative Grade Performance Index

% Marks : 80 and Above 75-79.99 70-74.99 60-69.99 50-59.99 45-49.99 40-44.99 Less Than 40

Grade / Gr. Pt. : O / 10 A / 9 B / 8 C / 7 D / 6 E / 5 P / 4 F / 0

SEAT NO	NAME	<Course-I> Th(80/32) In(20/08) Total C G GP C*G	<Course-II> Th(80/32) In(20/08) Total C G GP C*G	<Course-III> Th(80/32) In(20/08) Total C G GP C*G	<Course-IV> Th(80/32) In(20/08) Total C G GP C*G	<Course-V > Th(80/32) In(20/08) Total C G GP C*G	< Course-VI> Tw(25/10) Pr/Or(25/10) Total C G GP C*G	<Course-VII> Tw(25/10) Pr/Or(25/10) Total C G GP C*G	<Course-VIII> Tw(50/20) Pr/Or(100/40) Total C G GP C*G	RESULT	REMARK	TOTAL MARKS OUT OF 750
01.	MEC801		DESIGN OF MECH. SYSTEMS		02. MEC802	INDUSTRIAL ENGG. & MGMT.		03. MEC803	POWER ENGINEERING			
06.	MEDLO8043		RENEWABLE ENERGY SYSTEMS		08. ILO8021	PROJECT MANAGEMENT		17. MEL801	DESIGN OF MECH. SYSTEMS			
18.	MEL802		POWER ENGINEERING		19. MEL803	PROJECT-II						

14282771 R. SABESH R.SATHEESWARI

71	70	78	73	73	23	23	42					
15	19	15	15	16	21	18	90	P				662
86	89	93	88	89	44	41	132					
4 O	10 40	4 O 10 40	4 O 10 40	4 O 10 40	3 O 10 30	1 O 10 10	1 O 10 10	6 O 10 60	27	270	10.00	
SGPI: SEM-I: 6.17 ; SEM-II: 6.80 ; SEM-III: 5.73 ; SEM-IV: 7.00 ; SEM-V: 7.26 ; SEM-VI: 8.88 ; SEM-VII: 9.84 ;												CGPI: 7.69 @0.06
CREDITS: SEM-I: 27.0 ; SEM-II: 27.0 ; SEM-III: 26.0 ; SEM-IV: 26.0 ; SEM-V: 27.0 ; SEM-VI: 25.0 ; SEM-VII: 25.0												
MARKS: SEM-I:434/750; SEM-II:475/750; SEM-III:391/725; SEM-IV:536/825; SEM-V:525/775; SEM-VI:575/725; SEM-VII:588/700;												TOTAL: 4186/6000 (69.77%)

14282772 RATHOD CHETAN SUGANCHAND SUNITA

60	66	76	70	64	10	10	35					
10	18	13	16	15	13	16	75	P				567
70	84	89	86	79	23	26	110					
4 B	8 32	4 O 10 40	4 O 10 40	4 O 10 40	3 A 9 27	1 E 5 5	1 D 6 6	6 B 8 48	27	238	8.81	
SGPI: SEM-I: 6.06 ; SEM-II: 6.35 ; SEM-III: 5.27 ; SEM-IV: 4.92 ; SEM-V: 4.92 ; SEM-VI: 5.80 ; SEM-VII: 8.36 ;												CGPI: 6.31
CREDITS: SEM-I: 27.0 ; SEM-II: 27.0 ; SEM-III: 26.0 ; SEM-IV: 26.0 ; SEM-V: 27.0 ; SEM-VI: 25.0 ; SEM-VII: 25.0												
MARKS: SEM-I:427/750; SEM-II:441/750; SEM-III:363/725; SEM-IV:425/825; SEM-V:425/775; SEM-VI:408/725; SEM-VII:510/700;												TOTAL: 3566/6000 (59.43%)

14282773 /RATNA PRACHI RATAN KUMAR SEEMA KUMARI

66	67	78	72	69	14	16	42					
13	18	14	16	18	13	17	88	P				621
79	85	92	88	87	27	33	130					
4 A	9 36	4 O 10 40	4 O 10 40	4 O 10 40	3 O 10 30	1 D 6 6	1 C 7 7	6 O 10 60	27	259	9.59	
SGPI: SEM-I: 6.59 ; SEM-II: 6.67 ; SEM-III: 5.73 ; SEM-IV: 6.65 ; SEM-V: 6.19 ; SEM-VI: 6.04 ; SEM-VII: 9.88 ;												CGPI: 7.16
CREDITS: SEM-I: 27.0 ; SEM-II: 27.0 ; SEM-III: 26.0 ; SEM-IV: 26.0 ; SEM-V: 27.0 ; SEM-VI: 25.0 ; SEM-VII: 25.0												
MARKS: SEM-I:464/750; SEM-II:465/750; SEM-III:404/725; SEM-IV:516/825; SEM-V:441/775; SEM-VI:416/725; SEM-VII:582/700;												TOTAL: 3909/6000 (65.15%)

/- FEMALE, #- 0.229, @- 0.5042/0.5043, \*- 0.5045, \$- Carried Forward Grade, ~- Dyslexia, A/ABS- Absent, F- Fails, P- Passes

RR- Reserved, RLE- Reserve for Lower Examination, RPV- Provisional, RCC- 0.5050, ADC- Admission Cancelled

G:Grade, GP:Grade Point, C:Credits, 腩:Sum of Credit Points, 腩G:Sum of Product of Credits &amp; Grades

SGPI:Semester Grade Performance Index = 腩G/腩, CGPI:Cumulative Grade Performance Index

% Marks : 80 and Above 75-79.99 70-74.99 60-69.99 50-59.99 45-49.99 40-44.99 Less Than 40

Grade / Gr. Pt. : O / 10 A / 9 B / 8 C / 7 D / 6 E / 5 P / 4 F / 0

SEAT NO	NAME	<Course-I> Th(80/32) In(20/08) Total C G GP C*G	<Course-II> Th(80/32) In(20/08) Total C G GP C*G	<Course-III> Th(80/32) In(20/08) Total C G GP C*G	<Course-IV> Th(80/32) In(20/08) Total C G GP C*G	<Course-V > Th(80/32) In(20/08) Total C G GP C*G	< Course-VI> Tw(25/10) Pr/Or(25/10) Total C G GP C*G	<Course-VII> Tw(25/10) Pr/Or(25/10) Total C G GP C*G	<Course-VIII> Tw(50/20) Pr/Or(100/40) Total C G GP C*G	RESULT	REMARK	TOTAL MARKS OUT OF 750
01. MEC801	DESIGN OF MECH. SYSTEMS											
06. MEDLO8043	RENEWABLE ENERGY SYSTEMS											
18. MEL802	POWER ENGINEERING											
02. MEC802	INDUSTRIAL ENGG. & MGMT.											
08. ILO8021	PROJECT MANAGEMENT											
17. MEL801	DESIGN OF MECH. SYSTEMS											
19. MEL803	PROJECT-II											

14282774 /SATAPUTE MANASI SHANKAR SANGEETA

72	66	78	74	69	20	19	43					
15	17	14	16	17	21	18	89	P				648
87	83	92	90	86	41	37	132					
4 O	10 40	4 O 10 40	4 O 10 40	4 O 10 40	3 O 10 30	1 O 10 10	1 B 8 8	6 O 10 60	27	268	9.93	
SGPI: SEM-I: 7.15 ; SEM-II: 7.30 ; SEM-III: 6.12 ; SEM-IV: 6.58 ; SEM-V: 7.26 ; SEM-VI: 9.36 ; SEM-VII: 9.88 ; CGPI: 7.93												
CREDITS: SEM-I: 27.0 ; SEM-II: 27.0 ; SEM-III: 26.0 ; SEM-IV: 26.0 ; SEM-V: 27.0 ; SEM-VI: 25.0 ; SEM-VII: 25.0												
MARKS: SEM-I:502/750; SEM-II:506/750; SEM-III:420/725; SEM-IV:508/825; SEM-V:502/775; SEM-VI:587/725; SEM-VII:591/700; TOTAL: 4264/6000 (71.07%)												

14282775 SAWANT MITESH PRAMOD VIJAYALAXMI

55	61	73	72	65	20	14	45					
12	18	12	15	16	20	19	91	P				608
67	79	85	87	81	40	33	136					
4 C	7 28	4 A 9 36	4 O 10 40	4 O 10 40	3 O 10 30	1 O 10 10	1 C 7 7	6 O 10 60	27	251	9.30	
SGPI: SEM-I: 6.59 ; SEM-II: 5.74 ; SEM-III: 5.15 ; SEM-IV: 4.77 ; SEM-V: 6.44 ; SEM-VI: 6.56 ; SEM-VII: 9.84 ; CGPI: 6.79												
CREDITS: SEM-I: 27.0 ; SEM-II: 27.0 ; SEM-III: 26.0 ; SEM-IV: 26.0 ; SEM-V: 27.0 ; SEM-VI: 25.0 ; SEM-VII: 25.0												
MARKS: SEM-I:465/750; SEM-II:417/750; SEM-III:369/725; SEM-IV:398/825; SEM-V:459/775; SEM-VI:432/725; SEM-VII:568/700; TOTAL: 3716/6000 (61.93%)												

14282776 SHINDE KRISHNA VITTHAL JAYASHREE

72	64	79	72	74	22	22	42					
11	20	15	16	17	19	14	89	P				648
83	84	94	88	91	41	36	131					
4 O	10 40	4 O 10 40	4 O 10 40	4 O 10 40	3 O 10 30	1 O 10 10	1 B 8 8	6 O 10 60	27	268	9.93	
SGPI: SEM-I: 6.24 ; SEM-II: 5.80 ; SEM-III: 6.12 ; SEM-IV: 6.73 ; SEM-V: 5.33 ; SEM-VI: 7.32 ; SEM-VII: 8.40 ; CGPI: 6.97												
CREDITS: SEM-I: 27.0 ; SEM-II: 27.0 ; SEM-III: 26.0 ; SEM-IV: 26.0 ; SEM-V: 27.0 ; SEM-VI: 25.0 ; SEM-VII: 25.0												
MARKS: SEM-I:437/750; SEM-II:422/750; SEM-III:402/725; SEM-IV:510/825; SEM-V:406/775; SEM-VI:486/725; SEM-VII:509/700; TOTAL: 3820/6000 (63.67%)												

/- FEMALE, #- 0.229, @- 0.5042/0.5043, \*- 0.5045, \$- Carried Forward Grade, ~- Dyslexia, A/ABS- Absent, F- Fails, P- Passes

RR- Reserved, RLE- Reserve for Lower Examination, RPV- Provisional, RCC- 0.5050, ADC- Admission Cancelled

G:Grade, GP:Grade Point, C:Credits, 腩腩:Sum of Credit Points, 腩腩G:Sum of Product of Credits &amp; Grades

SGPI:Semester Grade Performance Index = 腩腩G/腩腩, CGPI:Cumulative Grade Performance Index

% Marks : 80 and Above 75-79.99 70-74.99 60-69.99 50-59.99 45-49.99 40-44.99 Less Than 40

Grade / Gr. Pt. : O / 10 A / 9 B / 8 C / 7 D / 6 E / 5 P / 4 F / 0



SEAT_NO	NAME	<Course-I> Th(80/32) In(20/08) Total C G GP C*G	<Course-II> Th(80/32) In(20/08) Total C G GP C*G	<Course-III> Th(80/32) In(20/08) Total C G GP C*G	<Course-IV> Th(80/32) In(20/08) Total C G GP C*G	<Course-V> Th(80/32) In(20/08) Total C G GP C*G	<Course-VI> Tw(25/10) Pr/Or(25/10) Total C G GP C*G	<Course-VII> Tw(25/10) Pr/Or(25/10) Total C G GP C*G	<Course-VIII> Tw(50/20) Pr/Or(100/40) Total C G GP C*G	RESULT	REMARK	TOTAL MARKS OUT OF 750
01.	MEC801		DESIGN OF MECH. SYSTEMS		02.	MEC802	INDUSTRIAL ENGG. & MGMT.		03.	MEC803	POWER ENGINEERING	
06.	MEDLO8043		RENEWABLE ENERGY SYSTEMS		08.	ILO8021	PROJECT MANAGEMENT		17.	MEL801	DESIGN OF MECH. SYSTEMS	
18.	MEL802		POWER ENGINEERING		19.	MEL803	PROJECT-II					

14282777 SHINDE SARVESH DAYANAND SMITA

69	70	77	71	69	12	12	38					
15	18	14	16	17	17	19	77	P				611
84	88	91	87	86	29	31	115					
4 O	10 40	4 O 10 40	4 O 10 40	4 O 10 40	3 O 10 30	1 D 6 6	1 C 7 7	6 A 9 54	27	257	9.52	
SGPI: SEM-I: 7.70 ; SEM-II: 7.44 ; SEM-III: 7.31 ; SEM-IV: 7.54 ; SEM-V: 7.74 ; SEM-VI: 7.52 ; SEM-VII: 9.68 ; CGPI: 8.05												
CREDITS: SEM-I: 27.0 ; SEM-II: 27.0 ; SEM-III: 26.0 ; SEM-IV: 26.0 ; SEM-V: 27.0 ; SEM-VI: 25.0 ; SEM-VII: 25.0												
MARKS: SEM-I:533/750; SEM-II:518/750; SEM-III:491/725; SEM-IV:570/825; SEM-V:547/775; SEM-VI:507/725; SEM-VII:587/700; TOTAL: 4364/6000 (72.73%)												

14282778 SHUKLA VISHAL ADYAPRASAD KUSUM

56	65	76	70	67	14	20	43					
11	16	14	16	14	18	18	85	P				603
67	81	90	86	81	32	38	128					
4 C	7 28	4 O 10 40	4 O 10 40	4 O 10 40	3 O 10 30	1 C 7 7	1 A 9 9	6 O 10 60	27	254	9.41	
SGPI: SEM-I: 5.91 ; SEM-II: 6.09 ; SEM-III: 6.23 ; SEM-IV: 6.73 ; SEM-V: 7.30 ; SEM-VI: 7.64 ; SEM-VII: 9.52 ; CGPI: 7.34												
CREDITS: SEM-I: 27.0 ; SEM-II: 27.0 ; SEM-III: 26.0 ; SEM-IV: 26.0 ; SEM-V: 27.0 ; SEM-VI: 25.0 ; SEM-VII: 25.0												
MARKS: SEM-I:437/750; SEM-II:432/750; SEM-III:412/725; SEM-IV:508/825; SEM-V:498/775; SEM-VI:495/725; SEM-VII:559/700; TOTAL: 3944/6000 (65.73%)												

14282779 /VARTAK MAYURA KIRAN MAMATA

69	69	77	71	71	16	19	43					
13	19	14	16	18	20	19	88	P				642
82	88	91	87	89	36	38	131					
4 O	10 40	4 O 10 40	4 O 10 40	4 O 10 40	3 O 10 30	1 B 8 8	1 A 9 9	6 O 10 60	27	267	9.89	
SGPI: SEM-I: 5.85 ; SEM-II: 6.83 ; SEM-III: 5.54 ; SEM-IV: 6.62 ; SEM-V: 7.22 ; SEM-VI: 7.88 ; SEM-VII: 8.96 ; CGPI: 7.34												
CREDITS: SEM-I: 27.0 ; SEM-II: 27.0 ; SEM-III: 26.0 ; SEM-IV: 26.0 ; SEM-V: 27.0 ; SEM-VI: 25.0 ; SEM-VII: 25.0												
MARKS: SEM-I:440/750; SEM-II:474/750; SEM-III:387/725; SEM-IV:504/825; SEM-V:499/775; SEM-VI:510/725; SEM-VII:555/700; TOTAL: 4011/6000 (66.85%)												

/- FEMALE, #- 0.229, @- 0.5042/0.5043, \*- 0.5045, \$- Carried Forward Grade, ~- Dyslexia, A/ABS- Absent, F- Fails, P- Passes

RR- Reserved, RLE- Reserve for Lower Examination, RPV- Provisional, RCC- 0.5050, ADC- Admission Cancelled

G:Grade, GP:Grade Point, C:Credits, 腩:Sum of Credit Points, 腩G:Sum of Product of Credits &amp; Grades

SGPI:Semester Grade Performance Index = 腩G/腩, CGPI:Cumulative Grade Performance Index

% Marks : 80 and Above 75-79.99 70-74.99 60-69.99 50-59.99 45-49.99 40-44.99 Less Than 40

Grade / Gr. Pt. : O / 10 A / 9 B / 8 C / 7 D / 6 E / 5 P / 4 F / 0

SEAT NO	NAME	<Course-I> Th(80/32) In(20/08) Total C G GP C*G	<Course-II> Th(80/32) In(20/08) Total C G GP C*G	<Course-III> Th(80/32) In(20/08) Total C G GP C*G	<Course-IV> Th(80/32) In(20/08) Total C G GP C*G	<Course-V > Th(80/32) In(20/08) Total C G GP C*G	< Course-VI> Tw(25/10) Pr/Or(25/10) Total C G GP C*G	<Course-VII> Tw(25/10) Pr/Or(25/10) Total C G GP C*G	<Course-VIII> Tw(50/20) Pr/Or(100/40) Total C G GP C*G	RESULT	REMARK	TOTAL MARKS OUT OF 750
01.	MEC801		DESIGN OF MECH. SYSTEMS		02. MEC802	INDUSTRIAL ENGG. & MGMT.		03. MEC803	POWER ENGINEERING			
06.	MEDLO8043		RENEWABLE ENERGY SYSTEMS		12. ILO8025	PROFESSIONAL ETHICS & CSR		17. MEL801	DESIGN OF MECH. SYSTEMS			
18.	MEL802		POWER ENGINEERING		19. MEL803	PROJECT-II						

14282780 BHARAKHADA JASON VIPUL GISHA

59	68	77	73	59	19	18	40					
18	16	16	16	16	19	17	82		P			613
77	84	93	89	75	38	35	122					
4 A	9 36	4 O 10 40	4 O 10 40	4 O 10 40	3 A 9 27	1 A 9 9	1 B 8 8	6 O 10 60	27 260			9.63

(DIPLOMA STUDENT)

SGPI: SEM-III: 5.81 ; SEM-IV: 6.08 ; SEM-V: 6.56 ; SEM-VI: 7.56 ; SEM-VII: 9.40 ; CGPI: 7.50  
 CREDITS: SEM-III: 26.0 ; SEM-IV: 26.0 ; SEM-V: 27.0 ; SEM-VI: 25.0 ; SEM-VII: 25.0

MARKS: SEM-III:401/725; SEM-IV:488/825; SEM-V:468/775; SEM-VI:502/725; SEM-VII:565/700; TOTAL: 3037/4500 (67.49%)

14282781 CHANDAT AAYUSH SHAMJI PURI

66	70	78	73	61	17	22	45					
15	16	17	16	18	19	19	85		P			637
81	86	95	89	79	36	41	130					
4 O	10 40	4 O 10 40	4 O 10 40	3 A 9 27	1 B 8 8	1 O 10 10	6 O 10 60	27 265				9.81

(DIPLOMA STUDENT)

SGPI: SEM-III: 7.73 ; SEM-IV: 7.65 ; SEM-V: 6.74 ; SEM-VI: 8.20 ; SEM-VII:10.00 ; CGPI: 8.34  
 CREDITS: SEM-III: 26.0 ; SEM-IV: 26.0 ; SEM-V: 27.0 ; SEM-VI: 25.0 ; SEM-VII: 25.0

MARKS: SEM-III:508/725; SEM-IV:588/825; SEM-V:484/775; SEM-VI:530/725; SEM-VII:607/700; TOTAL: 3354/4500 (74.53%)

14282782 DHAMECHA DEVESH CHETAN SEEMA

60	67	72	74	60	19	21	45					
17	16	17	16	16	21	19	85		P			625
77	83	89	90	76	40	40	130					
4 A	9 36	4 O 10 40	4 O 10 40	3 A 9 27	1 O 10 10	1 O 10 10	6 O 10 60	27 263				9.74

(DIPLOMA STUDENT)

SGPI: SEM-III: 8.46 ; SEM-IV: 8.00 ; SEM-V: 8.33 ; SEM-VI: 9.76 ; SEM-VII: 9.96 ; CGPI: 9.03  
 CREDITS: SEM-III: 26.0 ; SEM-IV: 26.0 ; SEM-V: 27.0 ; SEM-VI: 25.0 ; SEM-VII: 25.0

MARKS: SEM-III:543/725; SEM-IV:601/825; SEM-V:562/775; SEM-VI:587/725; SEM-VII:604/700; TOTAL: 3522/4500 (78.27%)

/- FEMALE, #- 0.229, @- 0.5042/0.5043, \*- 0.5045, \$- Carried Forward Grade, ~- Dyslexia, A/ABS- Absent, F- Fails, P- Passes

RR- Reserved, RLE- Reserve for Lower Examination, RPV- Provisional, RCC- 0.5050, ADC- Admission Cancelled

G:Grade, GP:Grade Point, C:Credits, 腩:Sum of Credit Points, 腩G:Sum of Product of Credits &amp; Grades

SGPI:Semester Grade Performance Index = 腩G/腩, CGPI:Cumulative Grade Performance Index

% Marks : 80 and Above 75-79.99 70-74.99 60-69.99 50-59.99 45-49.99 40-44.99 Less Than 40

Grade / Gr. Pt. : O / 10 A / 9 B / 8 C / 7 D / 6 E / 5 P / 4 F / 0

SEAT_NO	NAME	<Course-I> Th(80/32) In(20/08) Total C G GP C*G	<Course-II> Th(80/32) In(20/08) Total C G GP C*G	<Course-III> Th(80/32) In(20/08) Total C G GP C*G	<Course-IV> Th(80/32) In(20/08) Total C G GP C*G	<Course-V > Th(80/32) In(20/08) Total C G GP C*G	< Course-VI> Tw(25/10) Pr/Or(25/10) Total C G GP C*G	<Course-VII> Tw(25/10) Pr/Or(25/10) Total C G GP C*G	<Course-VIII> Tw(50/20) Pr/Or(100/40) Total C G GP C*G	RESULT	REMARK	TOTAL MARKS OUT OF 750
01.	MEC801		DESIGN OF MECH. SYSTEMS		02. MEC802	INDUSTRIAL ENGG. & MGMT.		03. MEC803	POWER ENGINEERING			
06.	MEDLO8043		RENEWABLE ENERGY SYSTEMS		12. ILO8025	PROFESSIONAL ETHICS & CSR		17. MEL801	DESIGN OF MECH. SYSTEMS			
18.	MEL802		POWER ENGINEERING		19. MEL803	PROJECT-II						

14282783 ELOVATHINGAL HANSEL SAJEESH DAISY

62	68	76	73	63	17	17	40					
13	16	15	16	19	18	17	81	P				611
75	84	91	89	82	35	34	121					
4 A	9 36	4 O 10 40	4 O 10 40	4 O 10 40	3 O 10 30	1 B 8 8	1 C 7 7	6 O 10 60	27	261	9.67	

(DIPLOMA STUDENT)

SGPI: SEM-III: 5.54 ; SEM-IV: 6.81 ; SEM-V: 5.78 ; SEM-VI: 7.16 ; SEM-VII: 8.32 ; CGPI: 7.21

CREDITS: SEM-III: 26.0 ; SEM-IV: 26.0 ; SEM-V: 27.0 ; SEM-VI: 25.0 ; SEM-VII: 25.0

MARKS: SEM-III:388/725; SEM-IV:523/825; SEM-V:419/775; SEM-VI:486/725; SEM-VII:515/700; TOTAL: 2942/4500 (65.38%)

14282784 GUPTA AAKASH AJAY LEENA

62	70	76	75	62	19	19	40					
13	16	19	16	18	19	19	81	P				624
75	86	95	91	80	38	38	121					
4 A	9 36	4 O 10 40	4 O 10 40	3 O 10 30	1 A 9 9	1 A 9 9	6 O 10 60	27	264	9.78		

(DIPLOMA STUDENT)

SGPI: SEM-III: 5.62 ; SEM-IV: 5.62 ; SEM-V: 6.33 ; SEM-VI: 7.56 ; SEM-VII: 8.64 ; CGPI: 7.26

CREDITS: SEM-III: 26.0 ; SEM-IV: 26.0 ; SEM-V: 27.0 ; SEM-VI: 25.0 ; SEM-VII: 25.0

MARKS: SEM-III:391/725; SEM-IV:456/825; SEM-V:444/775; SEM-VI:501/725; SEM-VII:530/700; TOTAL: 2946/4500 (65.47%)

14282785 HARSORA JAY SHAILESH RAMA

69	62	74	74	59	17	19	45					
16	16	17	17	18	18	18	85	P				624
85	78	91	91	77	35	37	130					
4 O	10 40	4 A 9 36	4 O 10 40	4 O 10 40	3 A 9 27	1 B 8 8	1 B 8 8	6 O 10 60	27	259	9.59	

(DIPLOMA STUDENT)

SGPI: SEM-III: 8.08 ; SEM-IV: 8.04 ; SEM-V: 7.30 ; SEM-VI: 8.72 ; SEM-VII: 9.84 ; CGPI: 8.58

CREDITS: SEM-III: 26.0 ; SEM-IV: 26.0 ; SEM-V: 27.0 ; SEM-VI: 25.0 ; SEM-VII: 25.0

MARKS: SEM-III:534/725; SEM-IV:597/825; SEM-V:499/775; SEM-VI:554/725; SEM-VII:586/700; TOTAL: 3394/4500 (75.42%)

/- FEMALE, #- 0.229, @- 0.5042/0.5043, \*- 0.5045, \$- Carried Forward Grade, ~- Dyslexia, A/ABS- Absent, F- Fails, P- Passes

RR- Reserved, RLE- Reserve for Lower Examination, RPV- Provisional, RCC- 0.5050, ADC- Admission Cancelled

G:Grade, GP:Grade Point, C:Credits, 腩:Sum of Credit Points, 腩G:Sum of Product of Credits &amp; Grades

SGPI:Semester Grade Performance Index = 腩G/腩, CGPI:Cumulative Grade Performance Index

% Marks : 80 and Above 75-79.99 70-74.99 60-69.99 50-59.99 45-49.99 40-44.99 Less Than 40

Grade / Gr. Pt. : O / 10 A / 9 B / 8 C / 7 D / 6 E / 5 P / 4 F / 0

SEAT NO	NAME	<Course-I>	<Course-II>	<Course-III>	<Course-IV>	<Course-V>	<Course-VI>	<Course-VII>	<Course-VIII>	RESULT	REMARK	TOTAL MARKS OUT OF 750
		Th(80/32)	Th(80/32)	Th(80/32)	Th(80/32)	Th(80/32)	Tw(25/10)	Tw(25/10)	Tw(50/20)			
		In(20/08)	In(20/08)	In(20/08)	In(20/08)	In(20/08)	Pr/Or(25/10)	Pr/Or(25/10)	Pr/Or(100/40)			
		Total	Total	Total	Total	Total	Total	Total	Total			
		C G GP C*G	C G GP C*G	C G GP C*G	C G GP C*G	C G GP C*G	C G GP C*G	C G GP C*G	C G GP C*G	腩 腩G	SGPI	

01. MEC801	DESIGN OF MECH. SYSTEMS	02. MEC802	INDUSTRIAL ENGG. & MGMT.	03. MEC803	POWER ENGINEERING
06. MEDLO8043	RENEWABLE ENERGY SYSTEMS	12. ILO8025	PROFESSIONAL ETHICS & CSR	17. MEL801	DESIGN OF MECH. SYSTEMS
18. MEL802	POWER ENGINEERING	19. MEL803	PROJECT-II		

14282786 JOSHI RONAK SAGAR JASMINA

67	68	74	74	62	17	18	45				
17	17	17	16	18	19	18	85	P			632
84	85	91	90	80	36	36	130				
4 O	10 40	4 O 10 40	4 O 10 40	4 O 10 40	3 O 10 30	1 B 8 8	1 B 8 8	6 O 10 60	27	266	9.85

(DIPLOMA STUDENT) SGPI: SEM-III: 8.19 ; SEM-IV: 7.19 ; SEM-V: 7.07 ; SEM-VI: 8.80 ; SEM-VII: 9.76 ; CGPI: 8.47  
 CREDITS: SEM-III: 26.0 ; SEM-IV: 26.0 ; SEM-V: 27.0 ; SEM-VI: 25.0 ; SEM-VII: 25.0  
 MARKS: SEM-III:524/725; SEM-IV:547/825; SEM-V:510/775; SEM-VI:552/725; SEM-VII:578/700; TOTAL: 3343/4500 (74.29%)

14282787 KONDASKAR PRATIK DASHARATH DARSHANA

62	66	75	74	62	18	20	45				
17	16	16	16	16	20	16	84	P			623
79	82	91	90	78	38	36	129				
4 A	9 36	4 O 10 40	4 O 10 40	4 O 10 40	3 A 9 27	1 A 9 9	1 B 8 8	6 O 10 60	27	260	9.63

(DIPLOMA STUDENT) SGPI: SEM-III: 6.73 ; SEM-IV: 7.04 ; SEM-V: 6.59 ; SEM-VI: 7.96 ; SEM-VII: 9.64 ; CGPI: 7.92  
 CREDITS: SEM-III: 26.0 ; SEM-IV: 26.0 ; SEM-V: 27.0 ; SEM-VI: 25.0 ; SEM-VII: 25.0  
 MARKS: SEM-III:452/725; SEM-IV:536/825; SEM-V:465/775; SEM-VI:521/725; SEM-VII:580/700; TOTAL: 3177/4500 (70.60%)

14282788 PATTANI DHAWNEEL ASHISH NISHA

61	63	75	72	59	18	19	46				
17	17	17	16	16	18	19	86	P			619
78	80	92	88	75	36	38	132				
4 A	9 36	4 O 10 40	4 O 10 40	4 O 10 40	3 A 9 27	1 B 8 8	1 A 9 9	6 O 10 60	27	260	9.63

(DIPLOMA STUDENT) SGPI: SEM-III: 7.46 ; SEM-IV: 7.73 ; SEM-V: 7.22 ; SEM-VI: 8.20 ; SEM-VII: 9.80 ; CGPI: 8.33  
 CREDITS: SEM-III: 26.0 ; SEM-IV: 26.0 ; SEM-V: 27.0 ; SEM-VI: 25.0 ; SEM-VII: 25.0  
 MARKS: SEM-III:489/725; SEM-IV:582/825; SEM-V:513/775; SEM-VI:543/725; SEM-VII:585/700; TOTAL: 3331/4500 (74.02%)

/- FEMALE, #- 0.229, @- 0.5042/0.5043, \*- 0.5045, \$- Carried Forward Grade, ~- Dyslexia, A/ABS- Absent, F- Fails, P- Passes

RR- Reserved, RLE- Reserve for Lower Examination, RPV- Provisional, RCC- 0.5050, ADC- Admission Cancelled

G:Grade, GP:Grade Point, C:Credits, 腩:Sum of Credit Points, 腩G:Sum of Product of Credits &amp; Grades

SGPI:Semester Grade Performance Index = 腩G/腩, CGPI:Cumulative Grade Performance Index

% Marks : 80 and Above 75-79.99 70-74.99 60-69.99 50-59.99 45-49.99 40-44.99 Less Than 40

Grade / Gr. Pt. : O / 10 A / 9 B / 8 C / 7 D / 6 E / 5 P / 4 F / 0





SEAT_NO	NAME	<Course-I> Th(80/32) In(20/08) Total C G GP C*G	<Course-II> Th(80/32) In(20/08) Total C G GP C*G	<Course-III> Th(80/32) In(20/08) Total C G GP C*G	<Course-IV> Th(80/32) In(20/08) Total C G GP C*G	<Course-V > Th(80/32) In(20/08) Total C G GP C*G	< Course-VI> Tw(25/10) Pr/Or(25/10) Total C G GP C*G	<Course-VII> Tw(25/10) Pr/Or(25/10) Total C G GP C*G	<Course-VIII> Tw(50/20) Pr/Or(100/40) Total C G GP C*G	RESULT	REMARK	TOTAL MARKS OUT OF 750
01.	MEC801		DESIGN OF MECH. SYSTEMS		02.	MEC802	INDUSTRIAL ENGG. & MGMT.		03.	MEC803	POWER ENGINEERING	
06.	MEDLO8043		RENEWABLE ENERGY SYSTEMS		16.	ILO8029	ENVIRONMENTAL MANAGEMENT		17.	MEL801	DESIGN OF MECH. SYSTEMS	
18.	MEL802		POWER ENGINEERING		19.	MEL803	PROJECT-II					

14282792 BIRJE MANAV VILAS VINITA

66	73	78	75	74	20	21	40					
17	17	15	16	17	20	18	83		P			650
83	90	93	91	91	40	39	123					
4 O	10 40	4 O 10 40	4 O 10 40	4 O 10 40	3 O 10 30	1 O 10 10	1 A 9 9	6 O 10 60	27	269	9.96	

(DIPLOMA STUDENT)

SGPI: SEM-III: 6.04 ; SEM-IV: 5.65 ; SEM-V: 6.15 ; SEM-VI: 7.16 ; SEM-VII: 9.92 ; CGPI: 7.47

CREDITS: SEM-III: 26.0 ; SEM-IV: 26.0 ; SEM-V: 27.0 ; SEM-VI: 25.0 ; SEM-VII: 25.0

MARKS: SEM-III:410/725; SEM-IV:459/825; SEM-V:446/775; SEM-VI:487/725; SEM-VII:596/700; TOTAL: 3048/4500 (67.73%)

14282793 CHANGRA AMIT AMAR SANTOSH

60	61	76	70	70	15	20	37					
11	18	14	16	14	18	21	79		P			600
71	79	90	86	84	33	41	116					
4 B	8 32	4 A 9 36	4 O 10 40	4 O 10 40	3 O 10 30	1 C 7 7	1 O 10 10	6 A 9 54	27	249	9.22	

(DIPLOMA STUDENT)

SGPI: SEM-III: 5.19 ; SEM-IV: 6.35 ; SEM-V: 5.63 ; SEM-VI: 6.92 ; SEM-VII: 8.92 ; CGPI: 7.03

CREDITS: SEM-III: 26.0 ; SEM-IV: 26.0 ; SEM-V: 27.0 ; SEM-VI: 25.0 ; SEM-VII: 25.0

MARKS: SEM-III:355/725; SEM-IV:505/825; SEM-V:431/775; SEM-VI:476/725; SEM-VII:535/700; TOTAL: 2902/4500 (64.49%)

14282794 DESHPANDE BHAGYESH SHRIKANT VAISHALI

63	75	78	74	74	18	21	43					
14	19	15	14	19	22	19	85		P			653
77	94	93	88	93	40	40	128					
4 A	9 36	4 O 10 40	4 O 10 40	4 O 10 40	3 O 10 30	1 O 10 10	1 O 10 10	6 O 10 60	27	266	9.85	

(DIPLOMA STUDENT)

SGPI: SEM-III: 7.69 ; SEM-IV: 7.92 ; SEM-V: 7.78 ; SEM-VI: 9.84 ; SEM-VII:10.00 ; CGPI: 8.83

CREDITS: SEM-III: 26.0 ; SEM-IV: 26.0 ; SEM-V: 27.0 ; SEM-VI: 25.0 ; SEM-VII: 25.0

MARKS: SEM-III:496/725; SEM-IV:598/825; SEM-V:431/775; SEM-VI:604/725; SEM-VII:595/700; TOTAL: 3377/4500 (75.04%)

/- FEMALE, #- 0.229, @- 0.5042/0.5043, \*- 0.5045, \$- Carried Forward Grade, ~- Dyslexia, A/ABS- Absent, F- Fails, P- Passes

RR- Reserved, RLE- Reserve for Lower Examination, RPV- Provisional, RCC- 0.5050, ADC- Admission Cancelled

G:Grade, GP:Grade Point, C:Credits, 腩:Sum of Credit Points, 腩G:Sum of Product of Credits &amp; Grades

SGPI:Semester Grade Performance Index = 腩G/腩, CGPI:Cumulative Grade Performance Index

% Marks : 80 and Above 75-79.99 70-74.99 60-69.99 50-59.99 45-49.99 40-44.99 Less Than 40

Grade / Gr. Pt. : O / 10 A / 9 B / 8 C / 7 D / 6 E / 5 P / 4 F / 0

SEAT NO	NAME	<Course-I> Th(80/32) In(20/08) Total C G GP C*G	<Course-II> Th(80/32) In(20/08) Total C G GP C*G	<Course-III> Th(80/32) In(20/08) Total C G GP C*G	<Course-IV> Th(80/32) In(20/08) Total C G GP C*G	<Course-V> Th(80/32) In(20/08) Total C G GP C*G	<Course-VI> Tw(25/10) Pr/Or(25/10) Total C G GP C*G	<Course-VII> Tw(25/10) Pr/Or(25/10) Total C G GP C*G	<Course-VIII> Tw(50/20) Pr/Or(100/40) Total C G GP C*G	RESULT	REMARK	TOTAL MARKS OUT OF 750
01.	MEC801		DESIGN OF MECH. SYSTEMS		02. MEC802	INDUSTRIAL ENGG. & MGMT.		03. MEC803	POWER ENGINEERING			
06.	MEDLO8043		RENEWABLE ENERGY SYSTEMS		16. ILO8029	ENVIRONMENTAL MANAGEMENT		17. MEL801	DESIGN OF MECH. SYSTEMS			
18.	MEL802		POWER ENGINEERING		19. MEL803	PROJECT-II						

14282795 GARANDE DEVESH NAMDEV PRAFULLA

68	73	78	72	72	18	18	38				
17	15	16	16	14	18	18	74	P			625
85	88	94	88	86	36	36	112				
4 O	10 40	4 O 10 40	4 O 10 40	4 O 10 40	3 O 10 30	1 B 8 8	1 B 8 8	6 B 8 48	27	254	9.41

(DIPLOMA STUDENT)

SGPI: SEM-III: 6.50 ; SEM-IV: 6.31 ; SEM-V: 6.48 ; SEM-VI: 6.88 ; SEM-VII: 9.44 ; CGPI: 7.50

CREDITS: SEM-III: 26.0 ; SEM-IV: 26.0 ; SEM-V: 27.0 ; SEM-VI: 25.0 ; SEM-VII: 25.0

MARKS: SEM-III:438/725; SEM-IV:492/825; SEM-V:495/775; SEM-VI:458/725; SEM-VII:562/700; TOTAL: 3070/4500 (68.22%)

14282796 GORAKSHA RAHUL AJIT ARPITA

65	61	77	74	73	21	21	46				
17	17	16	17	14	22	19	90	P			650
82	78	93	91	87	43	40	136				
4 O	10 40	4 A 9 36	4 O 10 40	4 O 10 40	3 O 10 30	1 O 10 10	1 O 10 10	6 O 10 60	27	266	9.85

(DIPLOMA STUDENT)

SGPI: SEM-III: 6.77 ; SEM-IV: 6.69 ; SEM-V: 6.33 ; SEM-VI: 7.52 ; SEM-VII:10.00 ; CGPI: 7.85

CREDITS: SEM-III: 26.0 ; SEM-IV: 26.0 ; SEM-V: 27.0 ; SEM-VI: 25.0 ; SEM-VII: 25.0

MARKS: SEM-III:451/725; SEM-IV:515/825; SEM-V:453/775; SEM-VI:490/725; SEM-VII:594/700; TOTAL: 3153/4500 (70.07%)

14282797 GOSAVI TUSHAR SHANKAR SUPRIYA

60	70	76	74	73	19	17	37				
16	15	15	15	12	19	16	74	P			608
76	85	91	89	85	38	33	111				
4 A	9 36	4 O 10 40	4 O 10 40	4 O 10 40	3 O 10 30	1 A 9 9	1 C 7 7	6 B 8 48	27	250	9.26

(DIPLOMA STUDENT)

SGPI: SEM-III: 7.04 ; SEM-IV: 7.31 ; SEM-V: 7.37 ; SEM-VI: 6.32 ; SEM-VII: 9.16 ; CGPI: 7.75

CREDITS: SEM-III: 26.0 ; SEM-IV: 26.0 ; SEM-V: 27.0 ; SEM-VI: 25.0 ; SEM-VII: 25.0

MARKS: SEM-III:450/725; SEM-IV:541/825; SEM-V:503/775; SEM-VI:485/725; SEM-VII:546/700; TOTAL: 3133/4500 (69.62%)

/- FEMALE, #- 0.229, @- 0.5042/0.5043, \*- 0.5045, \$- Carried Forward Grade, ~- Dyslexia, A/ABS- Absent, F- Fails, P- Passes

RR- Reserved, RLE- Reserve for Lower Examination, RPV- Provisional, RCC- 0.5050, ADC- Admission Cancelled

G:Grade, GP:Grade Point, C:Credits, 腩:Sum of Credit Points, 腩G:Sum of Product of Credits &amp; Grades

SGPI:Semester Grade Performance Index = 腩G/腩, CGPI:Cumulative Grade Performance Index

% Marks : 80 and Above 75-79.99 70-74.99 60-69.99 50-59.99 45-49.99 40-44.99 Less Than 40

Grade / Gr. Pt. : O / 10 A / 9 B / 8 C / 7 D / 6 E / 5 P / 4 F / 0

SEAT NO	NAME	<Course-I> Th(80/32) In(20/08) Total C G GP C*G	<Course-II> Th(80/32) In(20/08) Total C G GP C*G	<Course-III> Th(80/32) In(20/08) Total C G GP C*G	<Course-IV> Th(80/32) In(20/08) Total C G GP C*G	<Course-V > Th(80/32) In(20/08) Total C G GP C*G	< Course-VI> Tw(25/10) Pr/Or(25/10) Total C G GP C*G	<Course-VII> Tw(25/10) Pr/Or(25/10) Total C G GP C*G	<Course-VIII> Tw(50/20) Pr/Or(100/40) Total C G GP C*G	RESULT	REMARK	TOTAL MARKS OUT OF 750
01.	MEC801		DESIGN OF MECH. SYSTEMS		02. MEC802	INDUSTRIAL ENGG. & MGMT.		03. MEC803	POWER ENGINEERING			
06.	MEDLO8043		RENEWABLE ENERGY SYSTEMS		16. ILO8029	ENVIRONMENTAL MANAGEMENT		17. MEL801	DESIGN OF MECH. SYSTEMS			
18.	MEL802		POWER ENGINEERING		19. MEL803	PROJECT-II						

14282798 KALAMBE RAHUL SHIVAJI VANDANA

65	70	76	74	76	18	15	43					
16	16	14	15	17	19	18	84	P				636
81	86	90	89	93	37	33	127					
4 O	10 40	4 O 10 40	4 O 10 40	4 O 10 40	3 O 10 30	1 B 8 8	1 C 7 7	6 O 10 60	27	265	9.81	

(DIPLOMA STUDENT)

SGPI: SEM-III: 6.35 ; SEM-IV: 6.15 ; SEM-V: 5.89 ; SEM-VI: 7.08 ; SEM-VII: 9.16 ; CGPI: 7.40

CREDITS: SEM-III: 26.0 ; SEM-IV: 26.0 ; SEM-V: 27.0 ; SEM-VI: 25.0 ; SEM-VII: 25.0

MARKS: SEM-III:412/725; SEM-IV:474/825; SEM-V:432/775; SEM-VI:469/725; SEM-VII:543/700; TOTAL: 2966/4500 (65.91%)

14282799 KHAN SAAD RIYAZUDDIN FEHMIDA

75	66	79	74	74	15	16	43					
8	19	12	16	14	15	18	83	P				627
83	85	91	90	88	30	34	126					
4 O	10 40	4 O 10 40	4 O 10 40	4 O 10 40	3 O 10 30	1 C 7 7	1 C 7 7	6 O 10 60	27	264	9.78	

SGPI: SEM-I: 7.78 ; SEM-II: 7.78 ; SEM-III: 7.46 ; SEM-IV: 7.23 ; SEM-V: 7.30 ; SEM-VI: 8.28 ; SEM-VII: 9.76 ; CGPI: 8.16

CREDITS: SEM-I: 27.0 ; SEM-II: 27.0 ; SEM-III: 26.0 ; SEM-IV: 26.0 ; SEM-V: 27.0 ; SEM-VI: 25.0 ; SEM-VII: 25.0

MARKS: SEM-I:530/750; SEM-II:530/750; SEM-III:491/725; SEM-IV:546/825; SEM-V:506/775; SEM-VI:533/725; SEM-VII:563/700; TOTAL: 4326/6000 (72.10%)

14282800 KUDALKAR SHREEYASH PRADEEP PRIYANKA

66	72	75	74	74	20	21	39					
14	16	18	16	15	20	18	82	P				640
80	88	93	90	89	40	39	121					
4 O	10 40	4 O 10 40	4 O 10 40	4 O 10 40	3 O 10 30	1 O 10 10	1 A 9 9	6 O 10 60	27	269	9.96	

(DIPLOMA STUDENT)

SGPI: SEM-III: 6.54 ; SEM-IV: 6.15 ; SEM-V: 7.00 ; SEM-VI: 7.84 ; SEM-VII: 9.68 ; CGPI: 7.86

CREDITS: SEM-III: 26.0 ; SEM-IV: 26.0 ; SEM-V: 27.0 ; SEM-VI: 25.0 ; SEM-VII: 25.0

MARKS: SEM-III:435/725; SEM-IV:489/825; SEM-V:495/775; SEM-VI:519/725; SEM-VII:579/700; TOTAL: 3157/4500 (70.16%)

/- FEMALE, #- 0.229, @- 0.5042/0.5043, \*- 0.5045, \$- Carried Forward Grade, ~- Dyslexia, A/ABS- Absent, F- Fails, P- Passes

RR- Reserved, RLE- Reserve for Lower Examination, RPV- Provisional, RCC- 0.5050, ADC- Admission Cancelled

G:Grade, GP:Grade Point, C:Credits, 腩:Sum of Credit Points, 腩G:Sum of Product of Credits &amp; Grades

SGPI:Semester Grade Performance Index = 腩G/腩, CGPI:Cumulative Grade Performance Index

% Marks : 80 and Above 75-79.99 70-74.99 60-69.99 50-59.99 45-49.99 40-44.99 Less Than 40

Grade / Gr. Pt. : O / 10 A / 9 B / 8 C / 7 D / 6 E / 5 P / 4 F / 0



SEAT NO	NAME	<Course-I> Th(80/32) In(20/08) Total C G GP C*G	<Course-II> Th(80/32) In(20/08) Total C G GP C*G	<Course-III> Th(80/32) In(20/08) Total C G GP C*G	<Course-IV> Th(80/32) In(20/08) Total C G GP C*G	<Course-V > Th(80/32) In(20/08) Total C G GP C*G	< Course-VI> Tw(25/10) Pr/Or(25/10) Total C G GP C*G	<Course-VII> Tw(25/10) Pr/Or(25/10) Total C G GP C*G	<Course-VIII> Tw(50/20) Pr/Or(100/40) Total C G GP C*G	RESULT	REMARK	TOTAL MARKS OUT OF 750
01.	MEC801		DESIGN OF MECH. SYSTEMS		02. MEC802	INDUSTRIAL ENGG. & MGMT.		03. MEC803	POWER ENGINEERING			
06.	MEDLO8043		RENEWABLE ENERGY SYSTEMS		16. ILO8029	ENVIRONMENTAL MANAGEMENT		17. MEL801	DESIGN OF MECH. SYSTEMS			
18.	MEL802		POWER ENGINEERING		19. MEL803	PROJECT-II						

14282801 KURKUTE AKSHAY KASHINATH JAYSHREE

67	67	71	72	71	18	16	45				
14	15	14	15	14	17	12	82	P			610
81	82	85	87	85	35	28	127				
4 O	10 40	4 O 10 40	4 O 10 40	4 O 10 40	3 O 10 30	1 B 8 8	1 D 6 6	6 O 10 60	27	264	9.78

(DIPLOMA STUDENT)

SGPI: SEM-III: 5.35 ; SEM-IV: 5.62 ; SEM-V: 6.78 ; SEM-VI: 6.56 ; SEM-VII: 9.52 ; CGPI: 7.27

CREDITS: SEM-III: 26.0 ; SEM-IV: 26.0 ; SEM-V: 27.0 ; SEM-VI: 25.0 ; SEM-VII: 25.0

MARKS: SEM-III:381/725; SEM-IV:467/825; SEM-V:475/775; SEM-VI:440/725; SEM-VII:552/700; TOTAL: 2925/4500 (65.00%)

14282802 LOKHANDE TEJAS SAKHARAM VANDANA

60	71	77	71	72	18	19	44				
13	19	13	16	14	19	21	88	P			635
73	90	90	87	86	37	40	132				
4 B	8 32	4 O 10 40	4 O 10 40	4 O 10 40	3 O 10 30	1 B 8 8	1 O 10 10	6 O 10 60	27	260	9.63

SGPI: SEM-I: 7.11 ; SEM-II: 8.48 ; SEM-III: 7.85 ; SEM-IV: 7.69 ; SEM-V: 7.78 ; SEM-VI: 8.08 ; SEM-VII: 9.44 ; CGPI: 8.25

CREDITS: SEM-I: 27.0 ; SEM-II: 27.0 ; SEM-III: 26.0 ; SEM-IV: 26.0 ; SEM-V: 27.0 ; SEM-VI: 25.0 ; SEM-VII: 25.0

MARKS: SEM-I:495/750; SEM-II:569/750; SEM-III:519/725; SEM-IV:582/825; SEM-V:540/775; SEM-VI:526/725; SEM-VII:561/700; TOTAL: 4427/6000 (73.78%)

14282803 MANE AJIT SHANKAR SAPANA

48	60	70	68	68	16	15	38				
11	14	11	15	13	16	16	74	P	RLE		553
59	74	81	83	81	32	31	112				
4 D	6 24	4 B 8 32	4 O 10 40	4 O 10 40	3 O 10 30	1 C 7 7	1 C 7 7	6 B 8 48	27	228	8.44

(DIPLOMA STUDENT)

SGPI: SEM-III: 5.58 ; SEM-IV: 6.62 ; SEM-V: -- ; SEM-VI: 6.56 ; SEM-VII: 8.92 ; CGPI: --

CREDITS: SEM-III: 26.0 ; SEM-IV: 26.0 ; SEM-V: -- ; SEM-VI: 25.0 ; SEM-VII: 25.0

MARKS: SEM-III:372/725; SEM-IV:485/825; SEM-V: -- ; SEM-VI:425/725; SEM-VII:524/700; TOTAL: --

/- FEMALE, #- 0.229, @- 0.5042/0.5043, \*- 0.5045, \$- Carried Forward Grade, ~- Dyslexia, A/ABS- Absent, F- Fails, P- Passes

RR- Reserved, RLE- Reserve for Lower Examination, RPV- Provisional, RCC- 0.5050, ADC- Admission Cancelled

G:Grade, GP:Grade Point, C:Credits, 腩:Sum of Credit Points, 腩G:Sum of Product of Credits &amp; Grades

SGPI:Semester Grade Performance Index = 腩G/腩, CGPI:Cumulative Grade Performance Index

% Marks : 80 and Above 75-79.99 70-74.99 60-69.99 50-59.99 45-49.99 40-44.99 Less Than 40

Grade / Gr. Pt. : O / 10 A / 9 B / 8 C / 7 D / 6 E / 5 P / 4 F / 0

SEAT NO	NAME	<Course-I> Th(80/32) In(20/08) Total C G GP C*G	<Course-II> Th(80/32) In(20/08) Total C G GP C*G	<Course-III> Th(80/32) In(20/08) Total C G GP C*G	<Course-IV> Th(80/32) In(20/08) Total C G GP C*G	<Course-V> Th(80/32) In(20/08) Total C G GP C*G	<Course-VI> Tw(25/10) Pr/Or(25/10) Total C G GP C*G	<Course-VII> Tw(25/10) Pr/Or(25/10) Total C G GP C*G	<Course-VIII> Tw(50/20) Pr/Or(100/40) Total C G GP C*G	RESULT	REMARK	TOTAL MARKS OUT OF 750
01.	MEC801		DESIGN OF MECH. SYSTEMS		02.	MEC802	INDUSTRIAL ENGG. & MGMT.		03.	MEC803	POWER ENGINEERING	
06.	MEDLO8043		RENEWABLE ENERGY SYSTEMS		16.	ILO8029	ENVIRONMENTAL MANAGEMENT		17.	MEL801	DESIGN OF MECH. SYSTEMS	
18.	MEL802		POWER ENGINEERING		19.	MEL803	PROJECT-II					

14282804 MANKAR VAIBHAV DAYANAND SHAILA

60	68	76	58	71	10	10	38					
10	18	14	14	16	13	14	75	P				565
70	86	90	72	87	23	24	113					
4 B	8 32	4 O 10 40	4 O 10 40	4 B 8 32	3 O 10 30	1 E 5 5	1 E 5 5	6 A 9 54	27	238	8.81	
SGPI: SEM-I: 5.83 ; SEM-II: 5.33 ; SEM-III: 5.81 ; SEM-IV: 5.81 ; SEM-V: 6.41 ; SEM-VI: 6.04 ; SEM-VII: 9.20 ; CGPI: 6.64												
CREDITS: SEM-I: 27.0 ; SEM-II: 27.0 ; SEM-III: 26.0 ; SEM-IV: 26.0 ; SEM-V: 27.0 ; SEM-VI: 25.0 ; SEM-VII: 25.0												
MARKS: SEM-I:405/750; SEM-II:390/750; SEM-III:391/725; SEM-IV:472/825; SEM-V:439/775; SEM-VI:404/725; SEM-VII:544/700; TOTAL: 3610/6000 (60.17%)												

14282805 MAURYA DEEPAK BRIJBHAN REETA

64	70	78	74	75	20	20	44					
14	17	18	16	16	20	20	87	P				653
78	87	96	90	91	40	40	131					
4 A	9 36	4 O 10 40	4 O 10 40	3 O 10 30	1 O 10 10	1 O 10 10	6 O 10 60	27	266	9.85		
(DIPLOMA STUDENT)												
SGPI: SEM-III: 7.62 ; SEM-IV: 7.04 ; SEM-V: 7.56 ; SEM-VI: 8.36 ; SEM-VII: 9.72 ; CGPI: 8.35												
CREDITS: SEM-III: 26.0 ; SEM-IV: 26.0 ; SEM-V: 27.0 ; SEM-VI: 25.0 ; SEM-VII: 25.0												
MARKS: SEM-III:507/725; SEM-IV:566/825; SEM-V:545/775; SEM-VI:545/725; SEM-VII:571/700; TOTAL: 3387/4500 (75.27%)												

14282806 MESTRY MANOHAR DILIP DARSHANA

68	66	78	72	68	16	12	35					
8	19	14	16	16	13	14	82	P				597
76	85	92	88	84	29	26	117					
4 A	9 36	4 O 10 40	4 O 10 40	3 O 10 30	1 D 6 6	1 D 6 6	6 A 9 54	27	252	9.33		
SGPI: SEM-I: 6.59 ; SEM-II: 6.83 ; SEM-III: 6.46 ; SEM-IV: 6.58 ; SEM-V: 7.11 ; SEM-VI: 8.12 ; SEM-VII: 9.56 ; CGPI: 7.56												
CREDITS: SEM-I: 27.0 ; SEM-II: 27.0 ; SEM-III: 26.0 ; SEM-IV: 26.0 ; SEM-V: 27.0 ; SEM-VI: 25.0 ; SEM-VII: 25.0												
MARKS: SEM-I:474/750; SEM-II:467/750; SEM-III:422/725; SEM-IV:535/825; SEM-V:503/775; SEM-VI:532/725; SEM-VII:567/700; TOTAL: 4097/6000 (68.28%)												

/- FEMALE, #- 0.229, @- 0.5042/0.5043, \*- 0.5045, \$- Carried Forward Grade, ~- Dyslexia, A/ABS- Absent, F- Fails, P- Passes

RR- Reserved, RLE- Reserve for Lower Examination, RPV- Provisional, RCC- 0.5050, ADC- Admission Cancelled

G:Grade, GP:Grade Point, C:Credits, 腩:Sum of Credit Points, 腩G:Sum of Product of Credits &amp; Grades

SGPI:Semester Grade Performance Index = 腩G/腩, CGPI:Cumulative Grade Performance Index

% Marks : 80 and Above 75-79.99 70-74.99 60-69.99 50-59.99 45-49.99 40-44.99 Less Than 40

Grade / Gr. Pt. : O / 10 A / 9 B / 8 C / 7 D / 6 E / 5 P / 4 F / 0

SEAT NO	NAME	<Course-I> Th(80/32) In(20/08) Total C G GP C*G	<Course-II> Th(80/32) In(20/08) Total C G GP C*G	<Course-III> Th(80/32) In(20/08) Total C G GP C*G	<Course-IV> Th(80/32) In(20/08) Total C G GP C*G	<Course-V > Th(80/32) In(20/08) Total C G GP C*G	< Course-VI> Tw(25/10) Pr/Or(25/10) Total C G GP C*G	<Course-VII> Tw(25/10) Pr/Or(25/10) Total C G GP C*G	<Course-VIII> Tw(50/20) Pr/Or(100/40) Total C G GP C*G	RESULT	REMARK	TOTAL MARKS OUT OF 750
---------	------	-------------------------------------------------------------	--------------------------------------------------------------	---------------------------------------------------------------	--------------------------------------------------------------	--------------------------------------------------------------	------------------------------------------------------------------	------------------------------------------------------------------	--------------------------------------------------------------------	--------	--------	---------------------------

01. MEC801	DESIGN OF MECH. SYSTEMS	02. MEC802	INDUSTRIAL ENGG. & MGMT.	03. MEC803	POWER ENGINEERING
06. MEDLO8043	RENEWABLE ENERGY SYSTEMS	16. ILO8029	ENVIRONMENTAL MANAGEMENT	17. MEL801	DESIGN OF MECH. SYSTEMS
18. MEL802	POWER ENGINEERING	19. MEL803	PROJECT-II		

14282807 MISHRA AKSHAYKRISHNA LALITNARAYAN ALKA

65	67	78	70	74	14	19	42					
14	16	13	16	15	21	19	92	P				635
79	83	91	86	89	35	38	134					
4 A	9 36	4 0 10 40	4 0 10 40	4 0 10 40	3 0 10 30	1 B 8 8	1 A 9 9	6 0 10 60	27	263	9.74	

(DIPLOMA STUDENT) SGPI: SEM-III: 7.00 ; SEM-IV: 7.38 ; SEM-V: 6.56 ; SEM-VI: 7.64 ; SEM-VII: 9.96 ; CGPI: 8.04  
 CREDITS: SEM-III: 26.0 ; SEM-IV: 26.0 ; SEM-V: 27.0 ; SEM-VI: 25.0 ; SEM-VII: 25.0  
 MARKS: SEM-III:462/725; SEM-IV:561/825; SEM-V:471/775; SEM-VI:502/725; SEM-VII:587/700; TOTAL: 3218/4500 (71.51%)

14282808 NAIK KASHISH RAVINDRA VARSHA

57	68	76	72	68	19	18	41					
12	17	15	16	15	22	18	86	P				620
69	85	91	88	83	41	36	127					
4 C	7 28	4 0 10 40	4 0 10 40	3 0 10 30	1 0 10 10	1 B 8 8	6 0 10 60	27	256	9.48		

(DIPLOMA STUDENT) SGPI: SEM-III: 5.88 ; SEM-IV: 5.81 ; SEM-V: 6.15 ; SEM-VI: 7.52 ; SEM-VII: 9.04 ; CGPI: 7.31  
 CREDITS: SEM-III: 26.0 ; SEM-IV: 26.0 ; SEM-V: 27.0 ; SEM-VI: 25.0 ; SEM-VII: 25.0  
 MARKS: SEM-III:403/725; SEM-IV:463/825; SEM-V:451/775; SEM-VI:501/725; SEM-VII:543/700; TOTAL: 2981/4500 (66.24%)

14282809 PAL ANKIT SHESH DHAR SEEMA

60	70	78	72	74	19	19	44					
13	15	17	15	15	19	19	90	P				639
73	85	95	87	89	38	38	134					
4 B	8 32	4 0 10 40	4 0 10 40	3 0 10 30	1 A 9 9	1 A 9 9	6 0 10 60	27	260	9.63		

(DIPLOMA STUDENT) SGPI: SEM-III: 6.35 ; SEM-IV: 7.27 ; SEM-V: 6.85 ; SEM-VI: 8.16 ; SEM-VII: 9.64 ; CGPI: 7.97  
 CREDITS: SEM-III: 26.0 ; SEM-IV: 26.0 ; SEM-V: 27.0 ; SEM-VI: 25.0 ; SEM-VII: 25.0  
 MARKS: SEM-III:422/725; SEM-IV:545/825; SEM-V:487/775; SEM-VI:508/725; SEM-VII:577/700; TOTAL: 3178/4500 (70.62%)

/- FEMALE, #- 0.229, @- 0.5042/0.5043, \*- 0.5045, \$- Carried Forward Grade, ~- Dyslexia, A/ABS- Absent, F- Fails, P- Passes

RR- Reserved, RLE- Reserve for Lower Examination, RPV- Provisional, RCC- 0.5050, ADC- Admission Cancelled

G:Grade, GP:Grade Point, C:Credits, 腩:Sum of Credit Points, 腩G:Sum of Product of Credits &amp; Grades

SGPI:Semester Grade Performance Index = 腩G/腩, CGPI:Cumulative Grade Performance Index

% Marks : 80 and Above 75-79.99 70-74.99 60-69.99 50-59.99 45-49.99 40-44.99 Less Than 40

Grade / Gr. Pt. : O / 10 A / 9 B / 8 C / 7 D / 6 E / 5 P / 4 F / 0

SEAT NO	NAME	<Course-I> Th(80/32) In(20/08) Total C G GP C*G	<Course-II> Th(80/32) In(20/08) Total C G GP C*G	<Course-III> Th(80/32) In(20/08) Total C G GP C*G	<Course-IV> Th(80/32) In(20/08) Total C G GP C*G	<Course-V> Th(80/32) In(20/08) Total C G GP C*G	<Course-VI> Tw(25/10) Pr/Or(25/10) Total C G GP C*G	<Course-VII> Tw(25/10) Pr/Or(25/10) Total C G GP C*G	<Course-VIII> Tw(50/20) Pr/Or(100/40) Total C G GP C*G	RESULT	REMARK	TOTAL MARKS OUT OF 750
01.	MEC801		DESIGN OF MECH. SYSTEMS		02.	MEC802	INDUSTRIAL ENGG. & MGMT.		03.	MEC803	POWER ENGINEERING	
06.	MEDLO8043		RENEWABLE ENERGY SYSTEMS		16.	ILO8029	ENVIRONMENTAL MANAGEMENT		17.	MEL801	DESIGN OF MECH. SYSTEMS	
18.	MEL802		POWER ENGINEERING		19.	MEL803	PROJECT-II					

14282810 PALASANE RUPESH BHIMRAO REKHA

57	65	74	70	69	20	13	40					
17	17	14	15	15	18	15	81		P			600
74	82	88	85	84	38	28	121					
4 B	8 32	4 0 10 40	4 0 10 40	4 0 10 40	3 0 10 30	1 A 9 9	1 D 6 6	6 0 10 60	27	257	9.52	

(DIPLOMA STUDENT)

SGPI: SEM-III: 5.42 ; SEM-IV: 6.31 ; SEM-V: 6.11 ; SEM-VI: 7.08 ; SEM-VII: 8.44 ; CGPI: 7.15  
 CREDITS: SEM-III: 26.0 ; SEM-IV: 26.0 ; SEM-V: 27.0 ; SEM-VI: 25.0 ; SEM-VII: 25.0

MARKS: SEM-III:385/725; SEM-IV:490/825; SEM-V:443/775; SEM-VI:473/725; SEM-VII:527/700; TOTAL: 2918/4500 (64.84%)

14282811 /PATIL VAISHNAVI VIJAY ARUNA

64	66	73	68	69	19	18	44					
16	16	17	15	12	19	15	88		P			619
80	82	90	83	81	38	33	132					
4 O	10 40	4 0 10 40	4 0 10 40	3 0 10 30	1 A 9 9	1 C 7 7	6 0 10 60	27	266	9.85		

(DIPLOMA STUDENT)

SGPI: SEM-III: 5.42 ; SEM-IV: 6.85 ; SEM-V: 5.44 ; SEM-VI: 6.00 ; SEM-VII: 9.32 ; CGPI: 7.15  
 CREDITS: SEM-III: 26.0 ; SEM-IV: 26.0 ; SEM-V: 27.0 ; SEM-VI: 25.0 ; SEM-VII: 25.0

MARKS: SEM-III:371/725; SEM-IV:510/825; SEM-V:413/775; SEM-VI:403/725; SEM-VII:555/700; TOTAL: 2871/4500 (63.80%)

14282812 PHADALE OMKAR GOVIND SHAILA

72	70	78	76	74	23	24	43					
16	18	15	16	17	23	19	93		P			677
88	88	93	92	91	46	43	136					
4 O	10 40	4 0 10 40	4 0 10 40	3 0 10 30	1 O 10 10	1 O 10 10	6 0 10 60	27	270	10.00		

(DIPLOMA STUDENT)

SGPI: SEM-III: 9.62 ; SEM-IV: 9.23 ; SEM-V: 8.78 ; SEM-VI:10.00 ; SEM-VII: 9.96 ; CGPI: 9.59  
 CREDITS: SEM-III: 26.0 ; SEM-IV: 26.0 ; SEM-V: 27.0 ; SEM-VI: 25.0 ; SEM-VII: 25.0

MARKS: SEM-III:610/725; SEM-IV:675/825; SEM-V:601/775; SEM-VI:613/725; SEM-VII:601/700; TOTAL: 3777/4500 (83.93%)

/- FEMALE, #- 0.229, @- 0.5042/0.5043, \*- 0.5045, \$- Carried Forward Grade, ~- Dyslexia, A/ABS- Absent, F- Fails, P- Passes

RR- Reserved, RLE- Reserve for Lower Examination, RPV- Provisional, RCC- 0.5050, ADC- Admission Cancelled

G:Grade, GP:Grade Point, C:Credits, 腩:Sum of Credit Points, 腩G:Sum of Product of Credits &amp; Grades

SGPI:Semester Grade Performance Index = 腩G/腩, CGPI:Cumulative Grade Performance Index

% Marks : 80 and Above 75-79.99 70-74.99 60-69.99 50-59.99 45-49.99 40-44.99 Less Than 40

Grade / Gr. Pt. : O / 10 A / 9 B / 8 C / 7 D / 6 E / 5 P / 4 F / 0

SEAT NO	NAME	<Course-I>	<Course-II>	<Course-III>	<Course-IV>	<Course-V>	<Course-VI>	<Course-VII>	<Course-VIII>	RESULT	REMARK	TOTAL MARKS OUT OF 750
		Th(80/32)	Th(80/32)	Th(80/32)	Th(80/32)	Th(80/32)	Tw(25/10)	Tw(25/10)	Tw(50/20)			
		In(20/08)	In(20/08)	In(20/08)	In(20/08)	In(20/08)	Pr/Or(25/10)	Pr/Or(25/10)	Pr/Or(100/40)			
		Total	Total	Total	Total	Total	Total	Total	Total			
		C G GP C*G	C G GP C*G	C G GP C*G	C G GP C*G	C G GP C*G	C G GP C*G	C G GP C*G	C G GP C*G	腩 腩G	SGPI	
01. MEC801	DESIGN OF MECH. SYSTEMS					02. MEC802	INDUSTRIAL ENGG. & MGMT.			03. MEC803	POWER ENGINEERING	
06. MEDLO8043	RENEWABLE ENERGY SYSTEMS					16. ILO8029	ENVIRONMENTAL MANAGEMENT			17. MEL801	DESIGN OF MECH. SYSTEMS	
18. MEL802	POWER ENGINEERING					19. MEL803	PROJECT-II					

14282813 RATHOD NIKHIL SUBHASH CHANDABAI

61	72	79	72	72	19	20	35					
17	17	16	16	14	18	19	83			P		630
78	89	95	88	86	37	39	118					
4 A	9 36	4 0 10 40	4 0 10 40	4 0 10 40	3 0 10 30	1 B 8 8	1 A 9 9	6 A 9 54	27 257	9.52		

(DIPLOMA STUDENT)

SGPI: SEM-III: 5.77 ; SEM-IV: 6.04 ; SEM-V: 6.37 ; SEM-VI: 7.40 ; SEM-VII: 9.84 ; CGPI: 7.48

CREDITS: SEM-III: 26.0 ; SEM-IV: 26.0 ; SEM-V: 27.0 ; SEM-VI: 25.0 ; SEM-VII: 25.0

MARKS: SEM-III:387/725; SEM-IV:490/825; SEM-V:455/775; SEM-VI:483/725; SEM-VII:578/700; TOTAL: 3023/4500 (67.18%)

14282814 RATHOD SANDIP ASHOK NIRMALABAI

56	66	77	74	72	19	17	37					
12	15	14	14	14	16	15	74			P		592
68	81	91	88	86	35	32	111					
4 C	7 28	4 0 10 40	4 0 10 40	4 0 10 40	3 0 10 30	1 B 8 8	1 C 7 7	6 B 8 48	27 241	8.93		

(DIPLOMA STUDENT)

SGPI: SEM-III: 6.81 ; SEM-IV: 6.12 ; SEM-V: 7.41 ; SEM-VI: 6.40 ; SEM-VII: 8.72 ; CGPI: 7.41

CREDITS: SEM-III: 26.0 ; SEM-IV: 26.0 ; SEM-V: 27.0 ; SEM-VI: 25.0 ; SEM-VII: 25.0

MARKS: SEM-III:442/725; SEM-IV:475/825; SEM-V:509/775; SEM-VI:436/725; SEM-VII:519/700; TOTAL: 2973/4500 (66.07%)

14282815 SAWANT JAYESH SHANKAR UMA

68	69	78	74	70	10	12	45					
11	18	13	16	15	13	17	86			P		615
79	87	91	90	85	23	29	131					
4 A	9 36	4 0 10 40	4 0 10 40	4 0 10 40	3 0 10 30	1 E 5 5	1 D 6 6	6 0 10 60	27 257	9.52		

SGPI: SEM-I: 7.48 ; SEM-II: 6.96 ; SEM-III: 6.35 ; SEM-IV: 6.62 ; SEM-V: 6.89 ; SEM-VI: 7.16 ; SEM-VII: 9.64 ; CGPI: 7.57

CREDITS: SEM-I: 27.0 ; SEM-II: 27.0 ; SEM-III: 26.0 ; SEM-IV: 26.0 ; SEM-V: 27.0 ; SEM-VI: 25.0 ; SEM-VII: 25.0

MARKS: SEM-I:512/750; SEM-II:480/750; SEM-III:420/725; SEM-IV:505/825; SEM-V:490/775; SEM-VI:472/725; SEM-VII:583/700; TOTAL: 4077/6000 (67.95%)

/- FEMALE, #- 0.229, @- 0.5042/0.5043, \*- 0.5045, \$- Carried Forward Grade, ~- Dyslexia, A/ABS- Absent, F- Fails, P- Passes

RR- Reserved, RLE- Reserve for Lower Examination, RPV- Provisional, RCC- 0.5050, ADC- Admission Cancelled

G:Grade, GP:Grade Point, C:Credits, 腩:Sum of Credit Points, 腩G:Sum of Product of Credits &amp; Grades

SGPI:Semester Grade Performance Index = 腩G/腩, CGPI:Cumulative Grade Performance Index

% Marks : 80 and Above 75-79.99 70-74.99 60-69.99 50-59.99 45-49.99 40-44.99 Less Than 40

Grade / Gr. Pt. : O / 10 A / 9 B / 8 C / 7 D / 6 E / 5 P / 4 F / 0



SEAT NO	NAME	<Course-I> Th(80/32) In(20/08) Total C G GP C*G	<Course-II> Th(80/32) In(20/08) Total C G GP C*G	<Course-III> Th(80/32) In(20/08) Total C G GP C*G	<Course-IV> Th(80/32) In(20/08) Total C G GP C*G	<Course-V > Th(80/32) In(20/08) Total C G GP C*G	< Course-VI> Tw(25/10) Pr/Or(25/10) Total C G GP C*G	<Course-VII> Tw(25/10) Pr/Or(25/10) Total C G GP C*G	<Course-VIII> Tw(50/20) Pr/Or(100/40) Total C G GP C*G	RESULT	REMARK	TOTAL MARKS OUT OF 750
01. MEC801	DESIGN OF MECH. SYSTEMS											
06. MEDLO8043	RENEWABLE ENERGY SYSTEMS											
18. MEL802	POWER ENGINEERING											
02. MEC802	INDUSTRIAL ENGG. & MGMT.											
16. ILO8029	ENVIRONMENTAL MANAGEMENT											
17. MEL801	DESIGN OF MECH. SYSTEMS											
19. MEL803	PROJECT-II											

14282816 SHAH DHARMESH ASHOK JYOTSNA

70	68	76	72	71	19	21	40					
17	17	16	16	17	18	20	80	P				638
87	85	92	88	88	37	41	120					
4 O	10 40	4 O 10 40	4 O 10 40	4 O 10 40	3 O 10 30	1 B 8 8	1 O 10 10	6 O 10 60	27	268	9.93	

(DIPLOMA STUDENT)

SGPI: SEM-III: 7.04 ; SEM-IV: 7.12 ; SEM-V: 6.89 ; SEM-VI: 8.28 ; SEM-VII: 9.68 ; CGPI: 8.15

CREDITS: SEM-III: 26.0 ; SEM-IV: 26.0 ; SEM-V: 27.0 ; SEM-VI: 25.0 ; SEM-VII: 25.0

MARKS: SEM-III:471/725; SEM-IV:548/825; SEM-V:492/775; SEM-VI:533/725; SEM-VII:583/700; TOTAL: 3265/4500 (72.56%)

14282817 SHINDE DARSHAN ANIL SUREKHA

68	70	77	72	71	21	21	37					
12	17	14	16	16	23	20	82	P				637
80	87	91	88	87	44	41	119					
4 O	10 40	4 O 10 40	4 O 10 40	3 O 10 30	1 O 10 10	1 O 10 10	6 A 9 54	27	264	9.78		

(DIPLOMA STUDENT)

SGPI: SEM-III: 6.77 ; SEM-IV: 6.62 ; SEM-V: 7.04 ; SEM-VI: 8.56 ; SEM-VII: 9.56 ; CGPI: 8.05

CREDITS: SEM-III: 26.0 ; SEM-IV: 26.0 ; SEM-V: 27.0 ; SEM-VI: 25.0 ; SEM-VII: 25.0

MARKS: SEM-III:449/725; SEM-IV:517/825; SEM-V:520/775; SEM-VI:563/725; SEM-VII:567/700; TOTAL: 3253/4500 (72.29%)

14282818 SHINDE ROHAN DATTARAM SUPRIYA

67	68	77	72	73	20	21	38					
17	16	18	16	15	18	20	76	P				632
84	84	95	88	88	38	41	114					
4 O	10 40	4 O 10 40	4 O 10 40	3 O 10 30	1 A 9 9	1 O 10 10	6 A 9 54	27	263	9.74		

(DIPLOMA STUDENT)

SGPI: SEM-III: 6.27 ; SEM-IV: 5.69 ; SEM-V: 6.44 ; SEM-VI: 7.36 ; SEM-VII: 9.44 ; CGPI: 7.49

CREDITS: SEM-III: 26.0 ; SEM-IV: 26.0 ; SEM-V: 27.0 ; SEM-VI: 25.0 ; SEM-VII: 25.0

MARKS: SEM-III:429/725; SEM-IV:468/825; SEM-V:476/775; SEM-VI:488/725; SEM-VII:557/700; TOTAL: 3050/4500 (67.78%)

/- FEMALE, #- 0.229, @- 0.5042/0.5043, \*- 0.5045, \$- Carried Forward Grade, ~- Dyslexia, A/ABS- Absent, F- Fails, P- Passes

RR- Reserved, RLE- Reserve for Lower Examination, RPV- Provisional, RCC- 0.5050, ADC- Admission Cancelled

G:Grade, GP:Grade Point, C:Credits, 腩:Sum of Credit Points, 腩G:Sum of Product of Credits &amp; Grades

SGPI:Semester Grade Performance Index = 腩G/腩, CGPI:Cumulative Grade Performance Index

% Marks : 80 and Above 75-79.99 70-74.99 60-69.99 50-59.99 45-49.99 40-44.99 Less Than 40

Grade / Gr. Pt. : O / 10 A / 9 B / 8 C / 7 D / 6 E / 5 P / 4 F / 0

SEAT_NO	NAME	<Course-I>	<Course-II>	<Course-III>	<Course-IV>	<Course-V>	<Course-VI>	<Course-VII>	<Course-VIII>	RESULT	REMARK	TOTAL MARKS OUT OF 750
		Th(80/32)	Th(80/32)	Th(80/32)	Th(80/32)	Th(80/32)	Tw(25/10)	Tw(25/10)	Tw(50/20)			
		In(20/08)	In(20/08)	In(20/08)	In(20/08)	In(20/08)	Pr/Or(25/10)	Pr/Or(25/10)	Pr/Or(100/40)			
		Total	Total	Total	Total	Total	Total	Total	Total			
		C G GP C*G	C G GP C*G	C G GP C*G	C G GP C*G	C G GP C*G	C G GP C*G	C G GP C*G	C G GP C*G	腓 腓G	SGPI	

01. MEC801	DESIGN OF MECH. SYSTEMS	02. MEC802	INDUSTRIAL ENGG. & MGMT.	03. MEC803	POWER ENGINEERING
06. MEDLO8043	RENEWABLE ENERGY SYSTEMS	16. ILO8029	ENVIRONMENTAL MANAGEMENT	17. MEL801	DESIGN OF MECH. SYSTEMS
18. MEL802	POWER ENGINEERING	19. MEL803	PROJECT-II		

14282819 TAWAR SMIT SHREEMANT JAYASHRI

62	65	73	70	64	11	12	33			
13	15	13	16	15	14	15	74	P		565
75	80	86	86	79	25	27	107			
4 A	9 36	4 O 10	40 4 O 10 40	4 O 10 40	3 A 9 27	1 D 6 6	1 D 6 6	6 B 8 48	27 243	9.00

SGPI: SEM-I: 6.74 ; SEM-II: 5.67 ; SEM-III: 5.65 ; SEM-IV: 6.46 ; SEM-V: 6.85 ; SEM-VI: 7.04 ; SEM-VII: 9.04 ; CGPI: 7.05  
 CREDITS: SEM-I: 27.0 ; SEM-II: 27.0 ; SEM-III: 26.0 ; SEM-IV: 26.0 ; SEM-V: 27.0 ; SEM-VI: 25.0 ; SEM-VII: 25.0  
 MARKS: SEM-I:475/750; SEM-II:413/750; SEM-III:390/725; SEM-IV:516/825; SEM-V:473/775; SEM-VI:475/725; SEM-VII:548/700; TOTAL: 3855/6000 (64.25%)

/- FEMALE, #- 0.229, @- 0.5042/0.5043, \*- 0.5045, \$- Carried Forward Grade, -- Dyslexia, A/ABS- Absent, F- Fails, P- Passes

RR- Reserved, RLE- Reserve for Lower Examination, RPV- Provisional, RCC- 0.5050, ADC- Admission Cancelled

G:Grade, GP:Grade Point, C:Credits, 腓:Sum of Credit Points, 腓G:Sum of Product of Credits &amp; Grades

SGPI:Semester Grade Performance Index = 腓G/腓, CGPI:Cumulative Grade Performance Index

% Marks : 80 and Above 75-79.99 70-74.99 60-69.99 50-59.99 45-49.99 40-44.99 Less Than 40

Grade / Gr. Pt. : O / 10 A / 9 B / 8 C / 7 D / 6 E / 5 P / 4 F / 0

SEAT NO	NAME	<Course-I> Th(80/32)	<Course-II> Th(80/32)	<Course-III> Th(80/32)	<Course-IV> Th(80/32)	<Course-V> Th(80/32)	<Course-VI> Tw(25/10)	<Course-VII> Tw(25/10)	<Course-VIII> Tw(50/20)	RESULT	REMARK	TOTAL MARKS OUT OF 750
		In(20/08)	In(20/08)	In(20/08)	In(20/08)	In(20/08)	Pr/Or(25/10)	Pr/Or(25/10)	Pr/Or(100/40)			
		Total	Total	Total	Total	Total	Total	Total	Total	排	排G	SGPI
		C G GP C*G	C G GP C*G	C G GP C*G	C G GP C*G	C G GP C*G	C G GP C*G	C G GP C*G	C G GP C*G			
01. MEC801	DESIGN OF MECH. SYSTEMS											
06. MEL804	RENEWABLE ENERGY SYSTEMS											
18. MEL802	POWER ENGINEERING											
02. MEC802	INDUSTRIAL ENGG. & MGMT.											
16. ILO8029	ENVIRONMENTAL MANAGEMENT											
19. MEL803	PROJECT-II											
03. MEC803	POWER ENGINEERING											
17. MEL801	DESIGN OF MECH. SYSTEMS											

14282919 TAWAR SMIT SHREEMANT JAYASHRI

62	65	73	70	64	11	12	33					
13	15	13	16	15	14	15	74	P				565
75	80	86	86	79	25	27	107					
4 A	9 36	4 0 10	4 0 10 40	4 0 10 40	3 A	9 27	1 D 6 6	1 D 6 6	6 B 8 48	27	243	9.00

SGPI: SEM-I: 6.74 ; SEM-II: 5.67 ; SEM-III: 5.65 ; SEM-IV: 6.46 ; SEM-V: 6.85 ; SEM-VI: 7.04 ; SEM-VII: 9.04 ; CGPI: 7.05  
 CREDITS: SEM-I: 27.0 ; SEM-II: 27.0 ; SEM-III: 26.0 ; SEM-IV: 26.0 ; SEM-V: 27.0 ; SEM-VI: 25.0 ; SEM-VII: 25.0  
 MARKS: SEM-I: 475/750; SEM-II: 413/750; SEM-III: 390/725; SEM-IV: 516/825; SEM-V: 473/775; SEM-VI: 475/725; SEM-VII: 548/700; TOTAL: 3855/6000 (64.25%)

/- FEMALE, #- 0.229, @- 0.5042/0.5043, \*- 0.5045, \$- Carried Forward Grade, ~- Dyslexia, A/ABS- Absent, F- Fails, P- Passes  
 RR- Reserved, RLE- Reserve for Lower Examination, RPV- Provisional, RCC- 0.5050, ADC- Admission Cancelled  
 G:Grade, GP:Grade Point, C:Credits, 排:Sum of Credit Points, 排G:Sum of Product of Credits & Grades  
 SGPI:Semester Grade Performance Index = 排G/排, CGPI:Cumulative Grade Performance Index  
 % Marks : 80 and Above 75-79.99 70-74.99 60-69.99 50-59.99 45-49.99 40-44.99 Less Than 40  
 Grade / Gr. Pt. : O / 10 A / 9 B / 8 C / 7 D / 6 E / 5 P / 4 F / 0



Asol  
HEAD

Dept. of Mechanical Engg.,  
 Vidyavardhini's College of  
 Engineering & Technology  
 Vasai Road 401 202.



Date: 18/08/2022

**VIDYAVARDHINI'S COLLEGE OF ENGG. & TECH. VASAI ROAD**

sult of B.E /Electronics &amp; Telecomm. Engg. /Semester VIII(CBCGS) May-2022

	VCET	University
Number of Candidates Registered	71	Percentage record not received from university
Admitted	71	
Absent	Nil	
Appeared	71	
Pass	71	
RLE	Nil	
Fail	Nil	
PPR	Nil	
Pass Percentage	100%	


**BREAK UP OF SUCCESSFUL CANDIDATES**

DISTINCTION	48
I Class	21
II Class	02
Pass	Nil
Pass (RLE)	Nil

**Meritorious students**

Sr. No.	Seat No.	Name	VCE T Rank	CGP I	VCET pass%
1	10281619	Sankhe Akash Nitin Namrata	1 <sup>st</sup>	9.29	81.68
2	10281616	/Patil Shraddha Ashok Aarti	2 <sup>nd</sup>	9.26	83.22
3	10281595	/Maurya Priya Harishchandra Kusum	3 <sup>rd</sup>	8.93	79.36
4	10281597	/Nair Aishwarya Sreenivasan Latha	4 <sup>th</sup>	8.91	77.75
5	10281620	/Sankhe Rutuja Santosh Shubhangi	5 <sup>th</sup>	8.90	78.77
6	10281602	Salunkhe Omkar Suhas Sanjna	6 <sup>th</sup>	8.87	78.00
7	10281604	/Tank Jhanvi Dipakbhai Dharmila	7 <sup>th</sup>	8.79	79.61
8	10281621	Sawant Rushikesh Shatrughna Sunayana	8 <sup>th</sup>	8.72	77.69
	10281599	/Patil Akshata Prakash Priyanka	8 <sup>th</sup>	8.72	77.17
9	10281583	/Angadi Yuktha Ramesh Jyothi	9 <sup>th</sup>	8.70	76.61
10	10281603	Singhi Snehal Kalpesh Preeti	10 <sup>th</sup>	8.65	76.75

Exam. Section



SEAT_NO	NAME	<Course-I> Th(80/32) In(20/08) Total C G GP C*G	<Course-II> Th(80/32) In(20/08) Total C G GP C*G	<Course-III> Th(80/32) In(20/08) Total C G GP C*G	<Course-IV> Th(80/32) In(20/08) Total C G GP C*G	< Course-V > Tw(25/10) Or/Pr(25/10) Total C G GP C*G	<Course-VI > Tw(25/10) Or/Pr(25/10) Total C G GP C*G	<Course-VII> Tw(25/10) Or/Pr(25/10) Total C G GP C*G	<Course-VIII> Tw(100/40) Or/Pr(50/20) Total C G GP C*G	RESULT	REMARK	TOTAL MARKS OUT OF 700
										腩	腩G	SGPI
01.	ECC801		RF DESIGN		02. ECC802	WIRELESS NETWORKS		03. ECCDL08041	OPTICAL NETWORKS			
07.	ILO8021		PROJECT MANAGEMENT		16. ECL801	RF DESIGN LAB		17. ECL802	WIRELESS NETWORKS LAB			
18.	ECLDLO8041		OPTICAL NETWORKS LAB		22. ECL803	PROJECT-II						
-----												
10282698 /BORKAR SAKSHI RAJESH SUREKHA												
	68	69	71	69	21	19	22	92				
	18	18	17	19	18	21	22	46	P		610	
	86	87	88	88	39	40	44	138				
	4 O 10 40	4 O 10 40	4 O 10 40	3 O 10 30	1 A 9 9	1 O 10 10	1 O 10 10	6 O 10 60	24 239	9.96		
	SGPI: SEM-I: 5.70 ; SEM-II: 5.43 ; SEM-III: 5.62 ; SEM-IV: 4.80 ; SEM-V: 5.44 ; SEM-VI: 7.68 ; SEM-VII: 9.42 ; CGPI: 6.71 @0.04											
	CREDITS: SEM-I: 27.0 ; SEM-II: 27.0 ; SEM-III: 26.0 ; SEM-IV: 25.0 ; SEM-V: 27.0 ; SEM-VI: 25.0 ; SEM-VII: 26.0											
	MARKS: SEM-I:421/750; SEM-II:398/750; SEM-III:388/725; SEM-IV:349/700; SEM-V:393/750; SEM-VI:509/725; SEM-VII:643/800; TOTAL: 3711/5900 (62.90%)											
-----												
10282699 /GAITONDE SWATHI UDAY VEENA												
	72	70	76	75	21	19	22	92				
	19	17	19	18	20	19	22	45	P		626	
	91	87	95	93	41	38	44	137				
	4 O 10 40	4 O 10 40	4 O 10 40	3 O 10 30	1 O 10 10	1 A 9 9	1 O 10 10	6 O 10 60	24 239	9.96		
	SGPI: SEM-I: 6.26 ; SEM-II: 6.06 ; SEM-III: 5.50 ; SEM-IV: 5.52 ; SEM-V: 8.04 ; SEM-VI: 9.84 ; SEM-VII: 9.73 ; CGPI: 7.58											
	CREDITS: SEM-I: 27.0 ; SEM-II: 27.0 ; SEM-III: 26.0 ; SEM-IV: 25.0 ; SEM-V: 27.0 ; SEM-VI: 25.0 ; SEM-VII: 26.0											
	MARKS: SEM-I:446/750; SEM-II:427/750; SEM-III:387/725; SEM-IV:376/700; SEM-V:542/750; SEM-VI:617/725; SEM-VII:664/800; TOTAL: 4085/5900 (69.24%)											
-----												
10282700 /HEGDE AKSHATA DATTATRAYA SHYAMALA												
	73	68	73	72	22	20	22	84				
	18	18	16	19	22	22	23	42	P		614	
	91	86	89	91	44	42	45	126				
	4 O 10 40	4 O 10 40	4 O 10 40	3 O 10 30	1 O 10 10	1 O 10 10	1 O 10 10	6 O 10 60	24 240	10.00		
	SGPI: SEM-I: 6.30 ; SEM-II: 7.04 ; SEM-III: 6.62 ; SEM-IV: 6.68 ; SEM-V: 8.22 ; SEM-VI: 9.68 ; SEM-VII: 9.58 ; CGPI: 7.98											
	CREDITS: SEM-I: 27.0 ; SEM-II: 27.0 ; SEM-III: 26.0 ; SEM-IV: 25.0 ; SEM-V: 27.0 ; SEM-VI: 25.0 ; SEM-VII: 26.0											
	MARKS: SEM-I:455/750; SEM-II:490/750; SEM-III:449/725; SEM-IV:438/700; SEM-V:549/750; SEM-VI:595/725; SEM-VII:668/800; TOTAL: 4258/5900 (72.17%)											
-----												
/- FEMALE, #- 0.229, @- 0.5042/0.5043, *- 0.5045, \$- Carried Forward Grade, ~- Dyslexia, A/ABS- Absent, F- Fails, P- Passes												
RR- Reserved, RLE- Reserve for Lower Examination, RPV- Provisional, RCC- 0.5050, ADC- Admission Cancelled												
G:Grade, GP:Grade Point, C:Credits, 腩:Sum of Credit Points, 腩G:Sum of Product of Credits & Grades												
SGPI:Semester Grade Performance Index = 腩G/腩, CGPI:Cumulative Grade Performance Index												
% Marks : 80 and Above 75-79.99 70-74.99 60-69.99 50-59.99 45-49.99 40-44.99 Less Than 40												
Grade / Gr. Pt. : O / 10 A / 9 B / 8 C / 7 D / 6 E / 5 P / 4 F / 0												
-----												

SEAT_NO	NAME	<Course-I> Th(80/32) In(20/08) Total C G GP C*G	<Course-II> Th(80/32) In(20/08) Total C G GP C*G	<Course-III> Th(80/32) In(20/08) Total C G GP C*G	<Course-IV> Th(80/32) In(20/08) Total C G GP C*G	<Course-V> Tw(25/10) Or/Pr(25/10) Total C G GP C*G	<Course-VI> Tw(25/10) Or/Pr(25/10) Total C G GP C*G	<Course-VII> Tw(25/10) Or/Pr(25/10) Total C G GP C*G	<Course-VIII> Tw(100/40) Or/Pr(50/20) Total C G GP C*G	RESULT	REMARK	TOTAL MARKS OUT OF 700
										腓 腓 G	SGPI	
01.	ECC801	RF DESIGN			02.	ECC802	WIRELESS NETWORKS			03.	ECCDL08041	OPTICAL NETWORKS
07.	ILO8021	PROJECT MANAGEMENT			16.	ECL801	RF DESIGN LAB			17.	ECL802	WIRELESS NETWORKS LAB
18.	ECLDL08041	OPTICAL NETWORKS LAB			22.	ECL803	PROJECT-II					
-----												
10282701 /JADHAV RUTIKA SUHAS SUHASINI												
71	68	66	70	21	19	21	93					
18	18	15	19	19	20	22	45	P			605	
89	86	81	89	40	39	43	138					
4 O 10 40	4 O 10 40	4 O 10 40	3 O 10 30	1 O 10 10	1 A 9 9	1 O 10 10	6 O 10 60	24 239			9.96	
SGPI: SEM-I: 6.26 ; SEM-II: 5.57 ; SEM-III: 5.54 ; SEM-IV: 7.08 ; SEM-V: 6.93 ; SEM-VI: 8.08 ; SEM-VII: 9.54 ; CGPI: 7.33												
CREDITS: SEM-I: 27.0 ; SEM-II: 27.0 ; SEM-III: 26.0 ; SEM-IV: 25.0 ; SEM-V: 27.0 ; SEM-VI: 25.0 ; SEM-VII: 26.0												
MARKS: SEM-I:452/750; SEM-II:399/750; SEM-III:393/725; SEM-IV:439/700; SEM-V:481/750; SEM-VI:544/725; SEM-VII:654/800; TOTAL: 3967/5900 (67.24%)												
-----												
10282702 /KINI SHRADDHA BHUSHAN MANISHA												
69	64	58	72	20	18	21	91					
17	18	15	19	17	19	22	43	P			583	
86	82	73	91	37	37	43	134					
4 O 10 40	4 O 10 40	4 B 8 32	3 O 10 30	1 B 8 8	1 B 8 8	1 O 10 10	6 O 10 60	24 228			9.50	
SGPI: SEM-I: 6.37 ; SEM-II: 6.59 ; SEM-III: 6.31 ; SEM-IV: 7.20 ; SEM-V: 6.89 ; SEM-VI: 7.88 ; SEM-VII: 8.58 ; CGPI: 7.38												
CREDITS: SEM-I: 27.0 ; SEM-II: 27.0 ; SEM-III: 26.0 ; SEM-IV: 25.0 ; SEM-V: 27.0 ; SEM-VI: 25.0 ; SEM-VII: 26.0												
MARKS: SEM-I:467/750; SEM-II:471/750; SEM-III:435/725; SEM-IV:467/700; SEM-V:462/750; SEM-VI:533/725; SEM-VII:604/800; TOTAL: 4022/5900 (68.17%)												
-----												
10282703 PANDYA RAJ KAMLESH JIGNA												
71	62	62	58	17	18	19	82					
15	17	13	18	17	17	19	40	P			545	
86	79	75	76	34	35	38	122					
4 O 10 40	4 A 9 36	4 A 9 36	3 A 9 27	1 C 7 7	1 B 8 8	1 A 9 9	6 O 10 60	24 223			9.29	
SGPI: SEM-I: 7.37 ; SEM-II: 7.41 ; SEM-III: 8.35 ; SEM-IV: 8.24 ; SEM-V: 7.48 ; SEM-VI: 7.92 ; SEM-VII: 9.04 ; CGPI: 8.12												
CREDITS: SEM-I: 27.0 ; SEM-II: 27.0 ; SEM-III: 26.0 ; SEM-IV: 25.0 ; SEM-V: 27.0 ; SEM-VI: 25.0 ; SEM-VII: 26.0												
MARKS: SEM-I:509/750; SEM-II:519/750; SEM-III:547/725; SEM-IV:514/700; SEM-V:502/750; SEM-VI:526/725; SEM-VII:618/800; TOTAL: 4280/5900 (72.54%)												
-----												
/- FEMALE, #- 0.229, @- 0.5042/0.5043, *- 0.5045, \$- Carried Forward Grade, -- Dyslexia, A/ABS- Absent, F- Fails, P- Passes												
RR- Reserved, RLE- Reserve for Lower Examination, RPV- Provisional, RCC- 0.5050, ADC- Admission Cancelled												
G:Grade, GP:Grade Point, C:Credits, 腓:Sum of Credit Points, 腓G:Sum of Product of Credits & Grades												
SGPI:Semester Grade Performance Index = 腓G/腓, CGPI:Cumulative Grade Performance Index												
% Marks : 80 and Above 75-79.99 70-74.99 60-69.99 50-59.99 45-49.99 40-44.99 Less Than 40												
Grade / Gr. Pt. : O / 10 A / 9 B / 8 C / 7 D / 6 E / 5 P / 4 F / 0												
-----												

SEAT_NO	NAME	<Course-I> Th(80/32) In(20/08) Total C G GP C*G	<Course-II> Th(80/32) In(20/08) Total C G GP C*G	<Course-III> Th(80/32) In(20/08) Total C G GP C*G	<Course-IV> Th(80/32) In(20/08) Total C G GP C*G	< Course-V > Tw(25/10) Or/Pr(25/10) Total C G GP C*G	<Course-VI > Tw(25/10) Or/Pr(25/10) Total C G GP C*G	<Course-VII> Tw(25/10) Or/Pr(25/10) Total C G GP C*G	<Course-VIII> Tw(100/40) Or/Pr(50/20) Total C G GP C*G	RESULT	REMARK	TOTAL MARKS OUT OF 700
										腩 腩 G	SGPI	
01.	ECC801	RF DESIGN			02.	ECC802	WIRELESS NETWORKS			03.	ECCDL08041	OPTICAL NETWORKS
07.	ILO8021	PROJECT MANAGEMENT			16.	ECL801	RF DESIGN LAB			17.	ECL802	WIRELESS NETWORKS LAB
18.	ECLDL08041	OPTICAL NETWORKS LAB			22.	ECL803	PROJECT-II					
-----												
10282704 /PASWAN JYOTI DEVENDRA INDU												
72	70	67	71	22	20	22	93					
18	17	16	19	22	20	21	47	P			617	
90	87	83	90	44	40	43	140					
4 O 10 40	4 O 10 40	4 O 10 40	3 O 10 30	1 O 10 10	1 O 10 10	1 O 10 10	6 O 10 60	24 240 10.00				
SGPI: SEM-I: 7.06 ; SEM-II: 8.44 ; SEM-III: 6.46 ; SEM-IV: 7.64 ; SEM-V: 7.56 ; SEM-VI: 9.52 ; SEM-VII: 9.69 ; CGPI: 8.27												
CREDITS: SEM-I: 27.0 ; SEM-II: 27.0 ; SEM-III: 26.0 ; SEM-IV: 25.0 ; SEM-V: 27.0 ; SEM-VI: 25.0 ; SEM-VII: 26.0												
MARKS: SEM-I:483/750; SEM-II:554/750; SEM-III:438/725; SEM-IV:481/700; SEM-V:514/750; SEM-VI:598/725; SEM-VII:675/800; TOTAL: 4360/5900 (73.90%)												
-----												
10282705 SAWANT PRASAD RAJESH RUPALI												
70	68	64	68	22	20	23	94					
17	17	17	18	21	21	23	47	P			610	
87	85	81	86	43	41	46	141					
4 O 10 40	4 O 10 40	4 O 10 40	3 O 10 30	1 O 10 10	1 O 10 10	1 O 10 10	6 O 10 60	24 240 10.00				
SGPI: SEM-I: 8.07 ; SEM-II: 8.33 ; SEM-III: 8.65 ; SEM-IV: 8.32 ; SEM-V: 8.07 ; SEM-VI: 9.20 ; SEM-VII: 9.12 ; CGPI: 8.70												
CREDITS: SEM-I: 27.0 ; SEM-II: 27.0 ; SEM-III: 26.0 ; SEM-IV: 25.0 ; SEM-V: 27.0 ; SEM-VI: 25.0 ; SEM-VII: 26.0												
MARKS: SEM-I:549/750; SEM-II:566/750; SEM-III:562/725; SEM-IV:528/700; SEM-V:545/750; SEM-VI:578/725; SEM-VII:639/800; TOTAL: 4577/5900 (77.58%)												
-----												
10282706 /SINHA MISHTY SANJAY KUMAR KIRTI												
72	67	74	74	22	19	22	95					
17	17	18	19	21	20	22	42	P			621	
89	84	92	93	43	39	44	137					
4 O 10 40	4 O 10 40	4 O 10 40	3 O 10 30	1 O 10 10	1 A 9 9	1 O 10 10	6 O 10 60	24 239 9.96				
SGPI: SEM-I: 7.67 ; SEM-II: 8.28 ; SEM-III: 6.65 ; SEM-IV: 8.04 ; SEM-V: 7.93 ; SEM-VI: 9.00 ; SEM-VII: 9.54 ; CGPI: 8.36												
CREDITS: SEM-I: 27.0 ; SEM-II: 27.0 ; SEM-III: 26.0 ; SEM-IV: 25.0 ; SEM-V: 27.0 ; SEM-VI: 25.0 ; SEM-VII: 26.0												
MARKS: SEM-I:520/750; SEM-II:558/750; SEM-III:471/725; SEM-IV:511/700; SEM-V:530/750; SEM-VI:580/725; SEM-VII:652/800; TOTAL: 4443/5900 (75.31%)												
-----												
/- FEMALE, #- 0.229, @- 0.5042/0.5043, *- 0.5045, \$- Carried Forward Grade, -- Dyslexia, A/ABS- Absent, F- Fails, P- Passes												
RR- Reserved, RLE- Reserve for Lower Examination, RPV- Provisional, RCC- 0.5050, ADC- Admission Cancelled												
G:Grade, GP:Grade Point, C:Credits, 腩:Sum of Credit Points, 腩G:Sum of Product of Credits & Grades												
SGPI:Semester Grade Performance Index = 腩G/腩, CGPI:Cumulative Grade Performance Index												
% Marks : 80 and Above 75-79.99 70-74.99 60-69.99 50-59.99 45-49.99 40-44.99 Less Than 40												
Grade / Gr. Pt. : O / 10 A / 9 B / 8 C / 7 D / 6 E / 5 P / 4 F / 0												
-----												

SEAT_NO	NAME	<Course-I> Th(80/32) In(20/08) Total C G GP C*G	<Course-II> Th(80/32) In(20/08) Total C G GP C*G	<Course-III> Th(80/32) In(20/08) Total C G GP C*G	<Course-IV> Th(80/32) In(20/08) Total C G GP C*G	< Course-V > Tw(25/10) Or/Pr(25/10) Total C G GP C*G	<Course-VI > Tw(25/10) Or/Pr(25/10) Total C G GP C*G	<Course-VII> Tw(25/10) Or/Pr(50/20) Total C G GP C*G	<Course-VIII> Tw(100/40) Or/Pr(50/20) Total C G GP C*G	RESULT	REMARK	TOTAL MARKS OUT OF 700
01. ECC801	RF DESIGN											
07. ILO8021	PROJECT MANAGEMENT											
18. ECLDLO8041	OPTICAL NETWORKS LAB											
02. ECC802	WIRELESS NETWORKS											
16. ECL801	RF DESIGN LAB											
22. ECL803	PROJECT-II											
03. ECLDLO8041	OPTICAL NETWORKS											
17. ECL802	WIRELESS NETWORKS LAB											
10282707	/SUTHAR DEEPIKA PRAVIN INDRA											
67	61	55	59	17	18	19	80					
15	17	9	19	17	21	22	38		P		534	
82	78	64	78	34	39	41	118					
4 O 10 40	4 A 9 36	4 C 7 28	3 A 9 27	1 C 7 7	1 A 9 9	1 O 10 10	6 A 9 54		24 211		8.79	
SGPI: SEM-I: 7.52 ; SEM-II: 6.74 ; SEM-III: 7.31 ; SEM-IV: 8.08 ; SEM-V: 6.96 ; SEM-VI: 9.04 ; SEM-VII: 8.00 ; CGPI: 7.78												
CREDITS: SEM-I: 27.0 ; SEM-II: 27.0 ; SEM-III: 26.0 ; SEM-IV: 25.0 ; SEM-V: 27.0 ; SEM-VI: 25.0 ; SEM-VII: 26.0												
MARKS: SEM-I:530/750; SEM-II:473/750; SEM-III:488/725; SEM-IV:509/700; SEM-V:481/750; SEM-VI:562/725; SEM-VII:559/800; TOTAL: 4136/5900 (70.10%)												
01. ECC801	RF DESIGN											
15. ILO8029	ENVIRONMENTAL MANAGEMENT											
18. ECLDLO8041	OPTICAL NETWORKS LAB											
02. ECC802	WIRELESS NETWORKS											
16. ECL801	RF DESIGN LAB											
22. ECL803	PROJECT-II											
03. ECLDLO8041	OPTICAL NETWORKS											
17. ECL802	WIRELESS NETWORKS LAB											
10282708	CHAUDHARI OMKAR KANCHAN PADMAJA											
62	66	67	72	15	15	15	78					
14	16	14	16	15	19	17	39		P		540	
76	82	81	88	30	34	32	117					
4 A 9 36	4 O 10 40	4 O 10 40	3 O 10 30	1 C 7 7	1 C 7 7	1 C 7 7	6 A 9 54		24 221		9.21	
SGPI: SEM-I: 5.70 ; SEM-II: 7.26 ; SEM-III: 5.00 ; SEM-IV: 5.48 ; SEM-V: 6.70 ; SEM-VI: 7.96 ; SEM-VII: 9.27 ; CGPI: 7.05												
CREDITS: SEM-I: 27.0 ; SEM-II: 27.0 ; SEM-III: 26.0 ; SEM-IV: 25.0 ; SEM-V: 27.0 ; SEM-VI: 25.0 ; SEM-VII: 26.0												
MARKS: SEM-I:435/750; SEM-II:505/750; SEM-III:382/725; SEM-IV:368/700; SEM-V:454/750; SEM-VI:525/725; SEM-VII:615/800; TOTAL: 3824/5900 (64.81%)												
10282709	CHAVAN OMKAR SANJAY NILAXI											
64	69	65	70	18	17	19	92					
16	17	15	16	17	17	20	46		P		578	
80	86	80	86	35	34	39	138					
4 O 10 40	4 O 10 40	4 O 10 40	3 O 10 30	1 B 8 8	1 C 7 7	1 A 9 9	6 O 10 60		24 234		9.75	
(DIPLOMA STUDENT)												
SGPI: SEM-III: 6.04 ; SEM-IV: 6.28 ; SEM-V: 5.74 ; SEM-VI: 6.56 ; SEM-VII: 9.35 ; CGPI: 7.26												
CREDITS: SEM-III: 26.0 ; SEM-IV: 25.0 ; SEM-V: 27.0 ; SEM-VI: 25.0 ; SEM-VII: 26.0												
MARKS: SEM-III:419/725; SEM-IV:413/700; SEM-V:413/750; SEM-VI:443/725; SEM-VII:632/800; TOTAL: 2898/4400 (65.86%)												
/- FEMALE, #- 0.229, @- 0.5042/0.5043, *- 0.5045, \$- Carried Forward Grade, ~- Dyslexia, A/ABS- Absent, F- Fails, P- Passes												
RR- Reserved, RLE- Reserve for Lower Examination, RPV- Provisional, RCC- 0.5050, ADC- Admission Cancelled												
G:Grade, GP:Grade Point, C:Credits, 腓腓:Sum of Credit Points, 腓腓G:Sum of Product of Credits & Grades												
SGPI:Semester Grade Performance Index = 腓腓G/腓腓, CGPI:Cumulative Grade Performance Index												
% Marks : 80 and Above 75-79.99 70-74.99 60-69.99 50-59.99 45-49.99 40-44.99 Less Than 40												
Grade / Gr. Pt. : O / 10 A / 9 B / 8 C / 7 D / 6 E / 5 P / 4 F / 0												

SEAT_NO	NAME	<Course-I> Th(80/32) In(20/08) Total C G GP C*G	<Course-II> Th(80/32) In(20/08) Total C G GP C*G	<Course-III> Th(80/32) In(20/08) Total C G GP C*G	<Course-IV> Th(80/32) In(20/08) Total C G GP C*G	<Course-V> Tw(25/10) Or/Pr(25/10) Total C G GP C*G	<Course-VI> Tw(25/10) Or/Pr(25/10) Total C G GP C*G	<Course-VII> Tw(25/10) Or/Pr(25/10) Total C G GP C*G	<Course-VIII> Tw(100/40) Or/Pr(50/20) Total C G GP C*G	RESULT	REMARK	TOTAL MARKS OUT OF 700
01.	ECC801		RF DESIGN		02. ECC802	WIRELESS NETWORKS		03. ECCDL08041	OPTICAL NETWORKS			
15.	ILO8029		ENVIRONMENTAL MANAGEMENT		16. ECL801	RF DESIGN LAB		17. ECL802	WIRELESS NETWORKS LAB			
18.	ECLDLO8041		OPTICAL NETWORKS LAB		22. ECL803	PROJECT-II						
-----												
10282710 /DSOUZA ARLENE AUSTINE HELEN												
		69	72	76	70	21	21	22	85			
		17	18	17	16	21	21	22	42	P		610
		86	90	93	86	42	42	44	127			
		4 O 10 40	4 O 10 40	4 O 10 40	3 O 10 30	1 O 10 10	1 O 10 10	1 O 10 10	6 O 10 60	24	240	10.00
		SGPI: SEM-I: 7.22 ; SEM-II: 6.63 ; SEM-III: 7.42 ; SEM-IV: 8.52 ; SEM-V: 7.78 ; SEM-VI: 9.48 ; SEM-VII: 9.85 ; CGPI: 8.32										
		CREDITS: SEM-I: 27.0 ; SEM-II: 27.0 ; SEM-III: 26.0 ; SEM-IV: 25.0 ; SEM-V: 27.0 ; SEM-VI: 25.0 ; SEM-VII: 26.0										
		MARKS: SEM-I:511/750; SEM-II:462/750; SEM-III:491/725; SEM-IV:516/700; SEM-V:525/750; SEM-VI:582/725; SEM-VII:673/800; TOTAL: 4370/5900 (74.07%)										
-----												
10282711 GAIKWAD HRITIK PRAMOD SANGEETA												
		70	69	75	70	21	20	22	79			
		18	18	15	16	21	21	20	37	P		592
		88	87	90	86	42	41	42	116			
		4 O 10 40	4 O 10 40	4 O 10 40	3 O 10 30	1 O 10 10	1 O 10 10	1 O 10 10	6 A 9 54	24	234	9.75
		SGPI: SEM-I: 5.33 ; SEM-II: 5.94 ; SEM-III: 5.62 ; SEM-IV: 6.40 ; SEM-V: 6.59 ; SEM-VI: 7.76 ; SEM-VII: 9.50 ; CGPI: 7.07										
		CREDITS: SEM-I: 27.0 ; SEM-II: 27.0 ; SEM-III: 26.0 ; SEM-IV: 25.0 ; SEM-V: 27.0 ; SEM-VI: 25.0 ; SEM-VII: 26.0										
		MARKS: SEM-I:399/750; SEM-II:423/750; SEM-III:390/725; SEM-IV:407/700; SEM-V:451/750; SEM-VI:494/725; SEM-VII:656/800; TOTAL: 3812/5900 (64.61%)										
-----												
10282712 GUPTA SURAJ PRAMODKUMAR SHEELA												
		61	61	75	65	12	12	12	84			
		15	17	15	18	12	13	15	42	P		529
		76	78	90	83	24	25	27	126			
		4 A 9 36	4 A 9 36	4 O 10 40	3 O 10 30	1 E 5 5	1 D 6 6	1 D 6 6	6 O 10 60	24	219	9.13
		SGPI: SEM-I: 6.65 ; SEM-II: 5.30 ; SEM-III: 6.00 ; SEM-IV: 6.56 ; SEM-V: 6.37 ; SEM-VI: 6.92 ; SEM-VII: 9.27 ; CGPI: 6.99										
		CREDITS: SEM-I: 27.0 ; SEM-II: 27.0 ; SEM-III: 26.0 ; SEM-IV: 25.0 ; SEM-V: 27.0 ; SEM-VI: 25.0 ; SEM-VII: 26.0										
		MARKS: SEM-I:452/750; SEM-II:378/750; SEM-III:412/725; SEM-IV:406/700; SEM-V:428/750; SEM-VI:453/725; SEM-VII:608/800; TOTAL: 3666/5900 (62.14%)										
-----												
/- FEMALE, #- 0.229, @- 0.5042/0.5043, *- 0.5045, \$- Carried Forward Grade, ~- Dyslexia, A/ABS- Absent, F- Fails, P- Passes												
RR- Reserved, RLE- Reserve for Lower Examination, RPV- Provisional, RCC- 0.5050, ADC- Admission Cancelled												
G:Grade, GP:Grade Point, C:Credits, 腩腩:Sum of Credit Points, 腩腩G:Sum of Product of Credits & Grades												
SGPI:Semester Grade Performance Index = 腩腩G/腩腩, CGPI:Cumulative Grade Performance Index												
% Marks : 80 and Above 75-79.99 70-74.99 60-69.99 50-59.99 45-49.99 40-44.99 Less Than 40												
Grade / Gr. Pt. : O / 10 A / 9 B / 8 C / 7 D / 6 E / 5 P / 4 F / 0												
-----												

SEAT_NO	NAME	<Course-I> Th(80/32) In(20/08) Total C G GP C*G	<Course-II> Th(80/32) In(20/08) Total C G GP C*G	<Course-III> Th(80/32) In(20/08) Total C G GP C*G	<Course-IV> Th(80/32) In(20/08) Total C G GP C*G	< Course-V > Tw(25/10) Or/Pr(25/10) Total C G GP C*G	<Course-VI > Tw(25/10) Or/Pr(25/10) Total C G GP C*G	<Course-VII> Tw(25/10) Or/Pr(25/10) Total C G GP C*G	<Course-VIII> Tw(100/40) Or/Pr(50/20) Total C G GP C*G	RESULT	REMARK	TOTAL MARKS OUT OF 700
										腩 腩 G	SGPI	
01.	ECC801	RF DESIGN			02.	ECC802	WIRELESS NETWORKS			03.	ECCDL08041	OPTICAL NETWORKS
15.	ILO8029	ENVIRONMENTAL MANAGEMENT			16.	ECL801	RF DESIGN LAB			17.	ECL802	WIRELESS NETWORKS LAB
18.	ECLDL08041	OPTICAL NETWORKS LAB			22.	ECL803	PROJECT-II					
-----												
10282713 HIMMATRAMKA HARSHIT MURLIMANO HAR REKHA												
62	66	73	66	18	18	16	84					
15	16	14	16	18	21	19	42	P			564	
77	82	87	82	36	39	35	126					
4 A	9 36	4 O 10 40	4 O 10 40	3 O 10 30	1 B 8 8	1 A 9 9	1 B 8 8	6 O 10 60	24 231	9.63		
SGPI: SEM-I: 6.50 ; SEM-II: 6.39 ; SEM-III: 5.69 ; SEM-IV: 6.28 ; SEM-V: 6.26 ; SEM-VI: 7.12 ; SEM-VII: 9.35 ; CGPI: 7.12												
CREDITS: SEM-I: 27.0 ; SEM-II: 27.0 ; SEM-III: 26.0 ; SEM-IV: 25.0 ; SEM-V: 27.0 ; SEM-VI: 25.0 ; SEM-VII: 26.0												
MARKS: SEM-I:452/750; SEM-II:427/750; SEM-III:381/725; SEM-IV:408/700; SEM-V:442/750; SEM-VI:464/725; SEM-VII:622/800; TOTAL: 3760/5900 (63.73%)												
-----												
10282714 JADYAR PRATHAMESH PRAKASH PRATIKSHA												
64	67	73	69	16	17	16	91					
17	15	16	17	16	15	19	44	P			572	
81	82	89	86	32	32	35	135					
4 O	10 40	4 O 10 40	4 O 10 40	3 O 10 30	1 C 7 7	1 C 7 7	1 B 8 8	6 O 10 60	24 232	9.67		
(DIPLOMA STUDENT)												
SGPI: SEM-III: 6.42 ; SEM-IV: 5.96 ; SEM-V: 5.48 ; SEM-VI: 7.36 ; SEM-VII: 9.31 ; CGPI: 7.33												
CREDITS: SEM-III: 26.0 ; SEM-IV: 25.0 ; SEM-V: 27.0 ; SEM-VI: 25.0 ; SEM-VII: 26.0												
MARKS: SEM-III:429/725; SEM-IV:389/700; SEM-V:404/750; SEM-VI:477/725; SEM-VII:627/800; TOTAL: 2898/4400 (65.86%)												
-----												
10282715 KHANDELWAL DIXIT VILAS VARSHA												
69	68	72	70	20	19	21	85					
16	17	15	17	19	21	21	42	P			592	
85	85	87	87	39	40	42	127					
4 O	10 40	4 O 10 40	4 O 10 40	3 O 10 30	1 A 9 9	1 O 10 10	1 O 10 10	6 O 10 60	24 239	9.96		
SGPI: SEM-I: 5.74 ; SEM-II: 5.30 ; SEM-III: 5.92 ; SEM-IV: 7.40 ; SEM-V: 6.59 ; SEM-VI: 8.40 ; SEM-VII: 9.42 ; CGPI: 7.29												
CREDITS: SEM-I: 27.0 ; SEM-II: 27.0 ; SEM-III: 26.0 ; SEM-IV: 25.0 ; SEM-V: 27.0 ; SEM-VI: 25.0 ; SEM-VII: 26.0												
MARKS: SEM-I:417/750; SEM-II:379/750; SEM-III:409/725; SEM-IV:467/700; SEM-V:466/750; SEM-VI:528/725; SEM-VII:628/800; TOTAL: 3886/5900 (65.86%)												
-----												
/- FEMALE, #- 0.229, @- 0.5042/0.5043, *- 0.5045, \$- Carried Forward Grade, -- Dyslexia, A/ABS- Absent, F- Fails, P- Passes												
RR- Reserved, RLE- Reserve for Lower Examination, RPV- Provisional, RCC- 0.5050, ADC- Admission Cancelled												
G:Grade, GP:Grade Point, C:Credits, 腩:Sum of Credit Points, 腩G:Sum of Product of Credits & Grades												
SGPI:Semester Grade Performance Index = 腩G/腩, CGPI:Cumulative Grade Performance Index												
% Marks : 80 and Above 75-79.99 70-74.99 60-69.99 50-59.99 45-49.99 40-44.99 Less Than 40												
Grade / Gr. Pt. : O / 10 A / 9 B / 8 C / 7 D / 6 E / 5 P / 4 F / 0												
-----												

SEAT_NO	NAME	<Course-I> Th(80/32) In(20/08) Total C G GP C*G	<Course-II> Th(80/32) In(20/08) Total C G GP C*G	<Course-III> Th(80/32) In(20/08) Total C G GP C*G	<Course-IV> Th(80/32) In(20/08) Total C G GP C*G	< Course-V > Tw(25/10) Or/Pr(25/10) Total C G GP C*G	<Course-VI > Tw(25/10) Or/Pr(25/10) Total C G GP C*G	<Course-VII> Tw(25/10) Or/Pr(25/10) Total C G GP C*G	<Course-VIII> Tw(100/40) Or/Pr(50/20) Total C G GP C*G	RESULT	REMARK	TOTAL MARKS OUT OF 700
										腩	腩G	SGPI
01. ECC801	RF DESIGN				02. ECC802	WIRELESS NETWORKS				03. ECCDL08041	OPTICAL NETWORKS	
15. ILO8029	ENVIRONMENTAL MANAGEMENT				16. ECL801	RF DESIGN LAB				17. ECL802	WIRELESS NETWORKS LAB	
18. ECLDLO8041	OPTICAL NETWORKS LAB				22. ECL803	PROJECT-II						
-----												
10282716 KUMAR NIHAL SUNIL SHEENA												
70	68	71	69	20	18	20	94					
18	17	13	15	19	20	22	45		P		599	
88	85	84	84	39	38	42	139					
4 O 10 40	4 O 10 40	4 O 10 40	3 O 10 30	1 A 9 9	1 A 9 9	1 O 10 10	6 O 10 60			24 238	9.92	
SGPI: SEM-I: 6.11 ; SEM-II: 6.56 ; SEM-III: 5.12 ; SEM-IV: 5.36 ; SEM-V: 5.89 ; SEM-VI: 6.84 ; SEM-VII: 9.15 ; CGPI: 6.84												
CREDITS: SEM-I: 27.0 ; SEM-II: 27.0 ; SEM-III: 26.0 ; SEM-IV: 25.0 ; SEM-V: 27.0 ; SEM-VI: 25.0 ; SEM-VII: 26.0												
MARKS: SEM-I:442/750; SEM-II:466/750; SEM-III:379/725; SEM-IV:364/700; SEM-V:417/750; SEM-VI:455/725; SEM-VII:627/800; TOTAL: 3749/5900 (63.54%)												
-----												
10282717 LELE NACHIKET SHREERANG PALLAVI												
62	62	69	69	21	20	22	94					
19	17	15	16	21	20	23	46		P		596	
81	79	84	85	42	40	45	140					
4 O 10 40	4 A 9 36	4 O 10 40	3 O 10 30	1 O 10 10	1 O 10 10	1 O 10 10	6 O 10 60			24 236	9.83	
SGPI: SEM-I: 5.78 ; SEM-II: 5.35 ; SEM-III: 5.08 ; SEM-IV: 5.12 ; SEM-V: 6.15 ; SEM-VI: 6.76 ; SEM-VII: 9.35 ; CGPI: 6.64												
CREDITS: SEM-I: 27.0 ; SEM-II: 27.0 ; SEM-III: 26.0 ; SEM-IV: 25.0 ; SEM-V: 27.0 ; SEM-VI: 25.0 ; SEM-VII: 26.0												
MARKS: SEM-I:407/750; SEM-II:389/750; SEM-III:364/725; SEM-IV:348/700; SEM-V:426/750; SEM-VI:469/725; SEM-VII:641/800; TOTAL: 3640/5900 (61.69%)												
-----												
10282718 MANGELA SANKET KIRAN REKHA												
67	66	66	72	16	16	17	91					
16	15	16	17	16	17	18	44		P		570	
83	81	82	89	32	33	35	135					
4 O 10 40	4 O 10 40	4 O 10 40	3 O 10 30	1 C 7 7	1 C 7 7	1 B 8 8	6 O 10 60			24 232	9.67	
(DIPLOMA STUDENT)												
SGPI: SEM-III: 5.50 ; SEM-IV: 5.36 ; SEM-V: 5.41 ; SEM-VI: 6.28 ; SEM-VII: 9.23 ; CGPI: 6.88												
CREDITS: SEM-III: 26.0 ; SEM-IV: 25.0 ; SEM-V: 27.0 ; SEM-VI: 25.0 ; SEM-VII: 26.0												
MARKS: SEM-III:386/725; SEM-IV:363/700; SEM-V:394/750; SEM-VI:418/725; SEM-VII:619/800; TOTAL: 2750/4400 (62.50%)												
-----												
/- FEMALE, #- 0.229, @- 0.5042/0.5043, *- 0.5045, \$- Carried Forward Grade, -- Dyslexia, A/ABS- Absent, F- Fails, P- Passes												
RR- Reserved, RLE- Reserve for Lower Examination, RPV- Provisional, RCC- 0.5050, ADC- Admission Cancelled												
G:Grade, GP:Grade Point, C:Credits, 腩:Sum of Credit Points, 腩G:Sum of Product of Credits & Grades												
SGPI:Semester Grade Performance Index = 腩G/腩, CGPI:Cumulative Grade Performance Index												
% Marks : 80 and Above 75-79.99 70-74.99 60-69.99 50-59.99 45-49.99 40-44.99 Less Than 40												
Grade / Gr. Pt. : O / 10 A / 9 B / 8 C / 7 D / 6 E / 5 P / 4 F / 0												
-----												



SEAT_NO	NAME	<Course-I> Th(80/32) In(20/08) Total C G GP C*G	<Course-II> Th(80/32) In(20/08) Total C G GP C*G	<Course-III> Th(80/32) In(20/08) Total C G GP C*G	<Course-IV> Th(80/32) In(20/08) Total C G GP C*G	<Course-V> Tw(25/10) Or/Pr(25/10) Total C G GP C*G	<Course-VI> Tw(25/10) Or/Pr(25/10) Total C G GP C*G	<Course-VII> Tw(25/10) Or/Pr(25/10) Total C G GP C*G	<Course-VIII> Tw(100/40) Or/Pr(50/20) Total C G GP C*G	RESULT	REMARK	TOTAL MARKS OUT OF 700																						
										腩	腩	G	SGPI																					
01.	ECC801	RF DESIGN			02.	ECC802	WIRELESS NETWORKS			03.	ECCDL08041	OPTICAL NETWORKS																						
15.	ILO8029	ENVIRONMENTAL MANAGEMENT			16.	ECL801	RF DESIGN LAB			17.	ECL802	WIRELESS NETWORKS LAB																						
18.	ECLDL08041	OPTICAL NETWORKS LAB			22.	ECL803	PROJECT-II																											
-----																																		
10282719 MAROLIKAR TARANG CHANDRAKANT JYOTSNA																																		
68	67	71	68	20	19	22	93																											
18	15	17	17	20	19	22	45	P			601																							
86	82	88	85	40	38	44	138																											
4	O	10	40	4	O	10	40	4	O	10	40	3	O	10	30	1	O	10	10	1	A	9	9	1	O	10	10	6	O	10	60	24	239	9.96
SGPI: SEM-I: 6.93 ; SEM-II: 6.78 ; SEM-III: 8.19 ; SEM-IV: 8.92 ; SEM-V: 8.48 ; SEM-VI: 9.52 ; SEM-VII: 9.46 ; CGPI: 8.49																																		
CREDITS: SEM-I: 27.0 ; SEM-II: 27.0 ; SEM-III: 26.0 ; SEM-IV: 25.0 ; SEM-V: 27.0 ; SEM-VI: 25.0 ; SEM-VII: 26.0																																		
MARKS: SEM-I:472/750; SEM-II:472/750; SEM-III:527/725; SEM-IV:519/700; SEM-V:553/750; SEM-VI:599/725; SEM-VII:641/800; TOTAL: 4384/5900 (74.31%)																																		
-----																																		
10282720 PANDEY NAMAN RAMASHANKAR LILAVATI																																		
70	67	71	72	20	18	22	84																											
17	17	16	17	18	16	21	41	P			587																							
87	84	87	89	38	34	43	125																											
4	O	10	40	4	O	10	40	4	O	10	40	3	O	10	30	1	A	9	9	1	C	7	7	1	O	10	10	6	O	10	60	24	236	9.83
SGPI: SEM-I: 6.70 ; SEM-II: 6.46 ; SEM-III: 6.27 ; SEM-IV: 6.72 ; SEM-V: 6.59 ; SEM-VI: 8.00 ; SEM-VII: 9.69 ; CGPI: 7.50																																		
CREDITS: SEM-I: 27.0 ; SEM-II: 27.0 ; SEM-III: 26.0 ; SEM-IV: 25.0 ; SEM-V: 27.0 ; SEM-VI: 25.0 ; SEM-VII: 26.0																																		
MARKS: SEM-I:481/750; SEM-II:450/750; SEM-III:423/725; SEM-IV:446/700; SEM-V:447/750; SEM-VI:513/725; SEM-VII:663/800; TOTAL: 4010/5900 (67.97%)																																		
-----																																		
10282721 PATIL ROHIT PRABHAKAR PRAGATI																																		
68	66	69	69	20	18	21	82																											
18	16	15	17	20	17	19	40	P			575																							
86	82	84	86	40	35	40	122																											
4	O	10	40	4	O	10	40	4	O	10	40	3	O	10	30	1	O	10	10	1	B	8	8	1	O	10	10	6	O	10	60	24	238	9.92
SGPI: SEM-I: 5.93 ; SEM-II: 6.33 ; SEM-III: 5.65 ; SEM-IV: 5.96 ; SEM-V: 6.33 ; SEM-VI: 6.96 ; SEM-VII: 9.27 ; CGPI: 7.01																																		
CREDITS: SEM-I: 27.0 ; SEM-II: 27.0 ; SEM-III: 26.0 ; SEM-IV: 25.0 ; SEM-V: 27.0 ; SEM-VI: 25.0 ; SEM-VII: 26.0																																		
MARKS: SEM-I:430/750; SEM-II:443/750; SEM-III:390/725; SEM-IV:396/700; SEM-V:446/750; SEM-VI:473/725; SEM-VII:633/800; TOTAL: 3786/5900 (64.17%)																																		
-----																																		
/- FEMALE, #- 0.229, @- 0.5042/0.5043, *- 0.5045, \$- Carried Forward Grade, -- Dyslexia, A/ABS- Absent, F- Fails, P- Passes																																		
RR- Reserved, RLE- Reserve for Lower Examination, RPV- Provisional, RCC- 0.5050, ADC- Admission Cancelled																																		
G:Grade, GP:Grade Point, C:Credits, 腩:Sum of Credit Points, 腩G:Sum of Product of Credits & Grades																																		
SGPI:Semester Grade Performance Index = 腩G/腩, CGPI:Cumulative Grade Performance Index																																		
% Marks : 80 and Above 75-79.99 70-74.99 60-69.99 50-59.99 45-49.99 40-44.99 Less Than 40																																		
Grade / Gr. Pt. : O / 10 A / 9 B / 8 C / 7 D / 6 E / 5 P / 4 F / 0																																		
-----																																		

SEAT_NO	NAME	<Course-I> Th(80/32) In(20/08) Total C G GP C*G	<Course-II> Th(80/32) In(20/08) Total C G GP C*G	<Course-III> Th(80/32) In(20/08) Total C G GP C*G	<Course-IV> Th(80/32) In(20/08) Total C G GP C*G	< Course-V > Tw(25/10) Or/Pr(25/10) Total C G GP C*G	<Course-VI > Tw(25/10) Or/Pr(25/10) Total C G GP C*G	<Course-VII> Tw(25/10) Or/Pr(5/10) Total C G GP C*G	<Course-VIII> Tw(100/40) Or/Pr(50/20) Total C G GP C*G	RESULT	REMARK	TOTAL MARKS OUT OF 700
										腩 腩 G	SGPI	
01. ECC801	RF DESIGN											
15. ILO8029	ENVIRONMENTAL MANAGEMENT											
18. ECLDLO8041	OPTICAL NETWORKS LAB											
02. ECC802	WIRELESS NETWORKS											
16. ECL801	RF DESIGN LAB											
17. ECL802	WIRELESS NETWORKS LAB											
22. ECL803	PROJECT-II											
-----												
10282722 PILLAI VAISHAKH MUKESH SEENA												
67	60	65	72	15	16	17	85					
18	15	16	15	14	17	19	41			P		552
85	75	81	87	29	33	36	126					
4 O 10 40	4 A 9 36	4 O 10 40	3 O 10 30	1 D 6 6	1 C 7 7	1 B 8 8	6 O 10 60	24	227	9.46		
SGPI: SEM-I: 5.20 ; SEM-II: 6.19 ; SEM-III: 6.12 ; SEM-IV: 4.76 ; SEM-V: 5.81 ; SEM-VI: 6.40 ; SEM-VII: 9.04 ; CGPI: 6.59 CREDITS: SEM-I: 27.0 ; SEM-II: 27.0 ; SEM-III: 26.0 ; SEM-IV: 25.0 ; SEM-V: 27.0 ; SEM-VI: 25.0 ; SEM-VII: 26.0 MARKS: SEM-I:388/750; SEM-II:437/750; SEM-III:420/725; SEM-IV:329/700; SEM-V:412/750; SEM-VI:435/725; SEM-VII:615/800; TOTAL: 3588/5900 (60.81%)												
-----												
10282723 RAHALKAR CHINMAY RAVINDRA VAISHALI												
60	62	69	69	16	13	18	85					
14	14	16	16	19	15	21	42			P		549
74	76	85	85	35	28	39	127					
4 B 8 32	4 A 9 36	4 O 10 40	3 O 10 30	1 B 8 8	1 D 6 6	1 A 9 9	6 O 10 60	24	221	9.21		
(DIPLOMA STUDENT) SGPI: SEM-III: 5.50 ; SEM-IV: 5.84 ; SEM-V: 5.74 ; SEM-VI: 6.76 ; SEM-VII: 9.62 ; CGPI: 7.09 CREDITS: SEM-III: 26.0 ; SEM-IV: 25.0 ; SEM-V: 27.0 ; SEM-VI: 25.0 ; SEM-VII: 26.0 MARKS: SEM-III:393/725; SEM-IV:385/700; SEM-V:417/750; SEM-VI:461/725; SEM-VII:649/800; TOTAL: 2854/4400 (64.86%)												
-----												
10282724 SATVILKAR MITHESH SANTOSH SANJANA												
63	65	63	70	17	13	18	93					
15	15	15	17	19	16	19	46			P		564
78	80	78	87	36	29	37	139					
4 A 9 36	4 O 10 40	4 A 9 36	3 O 10 30	1 B 8 8	1 D 6 6	1 B 8 8	6 O 10 60	24	224	9.33		
(DIPLOMA STUDENT) SGPI: SEM-III: 4.96 ; SEM-IV: 5.96 ; SEM-V: 5.44 ; SEM-VI: 5.88 ; SEM-VII: 8.96 ; CGPI: 6.72 @0.03 CREDITS: SEM-III: 26.0 ; SEM-IV: 25.0 ; SEM-V: 27.0 ; SEM-VI: 25.0 ; SEM-VII: 26.0 MARKS: SEM-III:355/725; SEM-IV:393/700; SEM-V:385/750; SEM-VI:401/725; SEM-VII:627/800; TOTAL: 2725/4400 (61.93%)												
-----												
/- FEMALE, #- 0.229, @- 0.5042/0.5043, *- 0.5045, \$- Carried Forward Grade, -- Dyslexia, A/ABS- Absent, F- Fails, P- Passes RR- Reserved, RLE- Reserve for Lower Examination, RPV- Provisional, RCC- 0.5050, ADC- Admission Cancelled G:Grade, GP:Grade Point, C:Credits, 腩:Sum of Credit Points, 腩G:Sum of Product of Credits & Grades SGPI:Semester Grade Performance Index = 腩G/腩, CGPI:Cumulative Grade Performance Index % Marks : 80 and Above 75-79.99 70-74.99 60-69.99 50-59.99 45-49.99 40-44.99 Less Than 40 Grade / Gr. Pt. : O / 10 A / 9 B / 8 C / 7 D / 6 E / 5 P / 4 F / 0												
-----												

SEAT_NO	NAME	<Course-I> Th(80/32) In(20/08) Total C G GP C*G	<Course-II> Th(80/32) In(20/08) Total C G GP C*G	<Course-III> Th(80/32) In(20/08) Total C G GP C*G	<Course-IV> Th(80/32) In(20/08) Total C G GP C*G	<Course-V> Tw(25/10) Or/Pr(25/10) Total C G GP C*G	<Course-VI> Tw(25/10) Or/Pr(25/10) Total C G GP C*G	<Course-VII> Tw(25/10) Or/Pr(25/10) Total C G GP C*G	<Course-VIII> Tw(100/40) Or/Pr(50/20) Total C G GP C*G	RESULT	REMARK	TOTAL MARKS OUT OF 700
01.	ECC801		RF DESIGN		02. ECC802	WIRELESS NETWORKS		03. ECCDL08041	OPTICAL NETWORKS			
15.	ILO8029		ENVIRONMENTAL MANAGEMENT		16. ECL801	RF DESIGN LAB		17. ECL802	WIRELESS NETWORKS LAB			
18.	ECLDLO8041		OPTICAL NETWORKS LAB		22. ECL803	PROJECT-II						
-----												
10282725	SHARMA DEEPAK HARIKISHAN KALPANA											
		65	67	66	66	21	19	21	84			
		18	16	15	16	21	20	21	42	P		578
		83	83	81	82	42	39	42	126			
		4 O 10 40	4 O 10 40	4 O 10 40	3 O 10 30	1 O 10 10	1 A 9 9	1 O 10 10	6 O 10 60	24 239	9.96	
		SGPI: SEM-I: 6.50 ; SEM-II: 6.20 ; SEM-III: 5.38 ; SEM-IV: 6.48 ; SEM-V: 6.52 ; SEM-VI: 6.92 ; SEM-VII: 9.58 ; CGPI: 7.16										
		CREDITS: SEM-I: 27.0 ; SEM-II: 27.0 ; SEM-III: 26.0 ; SEM-IV: 25.0 ; SEM-V: 27.0 ; SEM-VI: 25.0 ; SEM-VII: 26.0										
		MARKS: SEM-I:462/750; SEM-II:436/750; SEM-III:374/725; SEM-IV:413/700; SEM-V:458/750; SEM-VI:479/725; SEM-VII:640/800; TOTAL: 3840/5900 (65.08%)										
-----												
10282726	SHIVGAN DEEPAK PRAKASH DARSHANA											
		61	62	67	68	14	13	17	78			
		17	15	16	16	14	13	19	36	P		526
		78	77	83	84	28	26	36	114			
		4 A 9 36	4 A 9 36	4 O 10 40	3 O 10 30	1 D 6 6	1 D 6 6	1 B 8 8	6 A 9 54	24 216	9.00	
		SGPI: SEM-I: 6.35 ; SEM-II: 6.35 ; SEM-III: 4.58 ; SEM-IV: 5.08 ; SEM-V: 5.19 ; SEM-VI: 5.84 ; SEM-VII: 9.50 ; CGPI: 6.46										
		CREDITS: SEM-I: 27.0 ; SEM-II: 27.0 ; SEM-III: 26.0 ; SEM-IV: 25.0 ; SEM-V: 27.0 ; SEM-VI: 25.0 ; SEM-VII: 26.0										
		MARKS: SEM-I:455/750; SEM-II:423/750; SEM-III:344/725; SEM-IV:341/700; SEM-V:375/750; SEM-VI:392/725; SEM-VII:632/800; TOTAL: 3488/5900 (59.12%)										
-----												
10282727	SINGH DEVANG SUMANT MEERA											
		66	66	63	68	21	19	20	91			
		16	16	13	16	20	15	20	44	P		574
		82	82	76	84	41	34	40	135			
		4 O 10 40	4 O 10 40	4 A 9 36	3 O 10 30	1 O 10 10	1 C 7 7	1 O 10 10	6 O 10 60	24 233	9.71	
		SGPI: SEM-I: 7.11 ; SEM-II: 6.91 ; SEM-III: 6.96 ; SEM-IV: 7.92 ; SEM-V: 6.59 ; SEM-VI: 6.60 ; SEM-VII: 9.35 ; CGPI: 7.62										
		CREDITS: SEM-I: 27.0 ; SEM-II: 27.0 ; SEM-III: 26.0 ; SEM-IV: 25.0 ; SEM-V: 27.0 ; SEM-VI: 25.0 ; SEM-VII: 26.0										
		MARKS: SEM-I:488/750; SEM-II:475/750; SEM-III:473/725; SEM-IV:480/700; SEM-V:446/750; SEM-VI:442/725; SEM-VII:626/800; TOTAL: 4004/5900 (67.86%)										
-----												
/- FEMALE, #- 0.229, @- 0.5042/0.5043, *- 0.5045, \$- Carried Forward Grade, -- Dyslexia, A/ABS- Absent, F- Fails, P- Passes												
RR- Reserved, RLE- Reserve for Lower Examination, RPV- Provisional, RCC- 0.5050, ADC- Admission Cancelled												
G:Grade, GP:Grade Point, C:Credits, 腓:Sum of Credit Points, 腓G:Sum of Product of Credits & Grades												
SGPI:Semester Grade Performance Index = 腓G/腓, CGPI:Cumulative Grade Performance Index												
% Marks : 80 and Above 75-79.99 70-74.99 60-69.99 50-59.99 45-49.99 40-44.99 Less Than 40												
Grade / Gr. Pt. : O / 10 A / 9 B / 8 C / 7 D / 6 E / 5 P / 4 F / 0												
-----												

SEAT_NO	NAME	<Course-I> Th(80/32) In(20/08) Total C G GP C*G	<Course-II> Th(80/32) In(20/08) Total C G GP C*G	<Course-III> Th(80/32) In(20/08) Total C G GP C*G	<Course-IV> Th(80/32) In(20/08) Total C G GP C*G	< Course-V > Tw(25/10) Or/Pr(25/10) Total C G GP C*G	<Course-VI > Tw(25/10) Or/Pr(25/10) Total C G GP C*G	<Course-VII> Tw(25/10) Or/Pr(25/10) Total C G GP C*G	<Course-VIII> Tw(100/40) Or/Pr(50/20) Total C G GP C*G	RESULT	REMARK	TOTAL MARKS OUT OF 700
										腩 腩 G	SGPI	
01. ECC801	RF DESIGN				02. ECC802	WIRELESS NETWORKS		03. ECCDL08041	OPTICAL NETWORKS			
15. ILO8029	ENVIRONMENTAL MANAGEMENT				16. ECL801	RF DESIGN LAB		17. ECL802	WIRELESS NETWORKS LAB			
18. ECLDLO8041	OPTICAL NETWORKS LAB				22. ECL803	PROJECT-II						
-----												
10282728	UBALE SHREYAS SUHAS PURNIMA											
		62	61	63	69	12	10	14	76			
		14	13	16	17	15	10	14	33	P		499
		76	74	79	86	27	20	28	109			
		4 A 9 36	4 B 8 32	4 A 9 36	3 O 10 30	1 D 6 6	1 P 4 4	1 D 6 6	6 B 8 48	24 198	8.25	
		SGPI: SEM-I: 5.72 ; SEM-II: 6.07 ; SEM-III: 6.54 ; SEM-IV: 6.12 ; SEM-V: 6.04 ; SEM-VI: 6.52 ; SEM-VII: 9.00 ; CGPI: 6.76										
		CREDITS: SEM-I: 27.0 ; SEM-II: 27.0 ; SEM-III: 26.0 ; SEM-IV: 25.0 ; SEM-V: 27.0 ; SEM-VI: 25.0 ; SEM-VII: 26.0										
		MARKS: SEM-I:398/750; SEM-II:424/750; SEM-III:435/725; SEM-IV:390/700; SEM-V:429/750; SEM-VI:437/725; SEM-VII:598/800; TOTAL: 3610/5900 (61.19%)										
-----												
10282729	WAIKUL PARTH SHAILESH SAMRUDDHI											
		64	67	74	71	17	15	20	79			
		16	15	17	18	15	15	21	37	P		561
		80	82	91	89	32	30	41	116			
		4 O 10 40	4 O 10 40	4 O 10 40	3 O 10 30	1 C 7 7	1 C 7 7	1 O 10 10	6 A 9 54	24 228	9.50	
		SGPI: SEM-I: 7.44 ; SEM-II: 7.24 ; SEM-III: 6.50 ; SEM-IV: 6.52 ; SEM-V: 6.22 ; SEM-VI: 6.84 ; SEM-VII: 9.19 ; CGPI: 7.41										
		CREDITS: SEM-I: 27.0 ; SEM-II: 27.0 ; SEM-III: 26.0 ; SEM-IV: 25.0 ; SEM-V: 27.0 ; SEM-VI: 25.0 ; SEM-VII: 26.0										
		MARKS: SEM-I:507/750; SEM-II:487/750; SEM-III:437/725; SEM-IV:420/700; SEM-V:437/750; SEM-VI:461/725; SEM-VII:633/800; TOTAL: 3943/5900 (66.83%)										
-----												
10282730	WAYKOLE SARVESH NITIN NEETA											
		66	68	74	67	17	17	20	80			
		14	16	15	17	15	17	21	39	P		563
		80	84	89	84	32	34	41	119			
		4 O 10 40	4 O 10 40	4 O 10 40	3 O 10 30	1 C 7 7	1 C 7 7	1 O 10 10	6 A 9 54	24 228	9.50	
		SGPI: SEM-I: 6.24 ; SEM-II: 5.80 ; SEM-III: 5.42 ; SEM-IV: 5.28 ; SEM-V: 5.78 ; SEM-VI: 6.24 ; SEM-VII: 9.23 ; CGPI: 6.66 @0.09										
		CREDITS: SEM-I: 27.0 ; SEM-II: 27.0 ; SEM-III: 26.0 ; SEM-IV: 25.0 ; SEM-V: 27.0 ; SEM-VI: 25.0 ; SEM-VII: 26.0										
		MARKS: SEM-I:436/750; SEM-II:419/750; SEM-III:370/725; SEM-IV:367/700; SEM-V:409/750; SEM-VI:420/725; SEM-VII:631/800; TOTAL: 3615/5900 (61.27%)										
-----												
/- FEMALE, #- 0.229, @- 0.5042/0.5043, *- 0.5045, \$- Carried Forward Grade, -- Dyslexia, A/ABS- Absent, F- Fails, P- Passes												
RR- Reserved, RLE- Reserve for Lower Examination, RPV- Provisional, RCC- 0.5050, ADC- Admission Cancelled												
G:Grade, GP:Grade Point, C:Credits, 腩:Sum of Credit Points, 腩G:Sum of Product of Credits & Grades												
SGPI:Semester Grade Performance Index = 腩G/腩, CGPI:Cumulative Grade Performance Index												
% Marks : 80 and Above 75-79.99 70-74.99 60-69.99 50-59.99 45-49.99 40-44.99 Less Than 40												
Grade / Gr. Pt. : O / 10 A / 9 B / 8 C / 7 D / 6 E / 5 P / 4 F / 0												
-----												

SEAT_NO	NAME	<Course-I> Th(80/32) In(20/08) Total C G GP C*G	<Course-II> Th(80/32) In(20/08) Total C G GP C*G	<Course-III> Th(80/32) In(20/08) Total C G GP C*G	<Course-IV> Th(80/32) In(20/08) Total C G GP C*G	<Course-V> Tw(25/10) Or/Pr(25/10) Total C G GP C*G	<Course-VI> Tw(25/10) Or/Pr(25/10) Total C G GP C*G	<Course-VII> Tw(25/10) Or/Pr(25/10) Total C G GP C*G	<Course-VIII> Tw(100/40) Or/Pr(50/20) Total C G GP C*G	RESULT	REMARK	TOTAL MARKS OUT OF 700
01.	ECC801		RF DESIGN		02. ECC802	WIRELESS NETWORKS		05. ECCDL08043	SATELLITE COMMUNICATION			
07.	ILO8021		PROJECT MANAGEMENT		16. ECL801	RF DESIGN LAB		17. ECL802	WIRELESS NETWORKS LAB			
20.	ECLDL08043		SATELLITE COMM. LAB		22. ECL803	PROJECT-II						
-----												
10282731	ANSARI MOHAMMAD ATIQUE MAHIUDDIN YASMIN ARA											
		61	68	62	70	20	17	21	93			
		18	18	17	19	19	20	20	47	P		590
		79	86	79	89	39	37	41	140			
		4 A 9 36	4 O 10 40	4 A 9 36	3 O 10 30	1 A 9 9	1 B 8 8	1 O 10 10	6 O 10 60	24 229	9.54	
		SGPI: SEM-I: 6.02 ; SEM-II: 6.85 ; SEM-III: 7.88 ; SEM-IV: 8.48 ; SEM-V: 8.48 ; SEM-VI: 9.52 ; SEM-VII: 9.69 ; CGPI: 8.27										
		CREDITS: SEM-I: 27.0 ; SEM-II: 27.0 ; SEM-III: 26.0 ; SEM-IV: 25.0 ; SEM-V: 27.0 ; SEM-VI: 25.0 ; SEM-VII: 26.0										
		MARKS: SEM-I:428/750; SEM-II:478/750; SEM-III:510/725; SEM-IV:526/700; SEM-V:554/750; SEM-VI:587/725; SEM-VII:660/800; TOTAL: 4333/5900 (73.44%)										
-----												
10282732	ANSARI MUSTAKIM SHAMIM AHMED SALMA											
		66	67	65	74	23	19	23	92			
		19	18	18	19	23	20	22	46	P		614
		85	85	83	93	46	39	45	138			
		4 O 10 40	4 O 10 40	4 O 10 40	3 O 10 30	1 O 10 10	1 A 9 9	1 O 10 10	6 O 10 60	24 239	9.96	
		SGPI: SEM-I: 8.63 ; SEM-II: 8.11 ; SEM-III: 9.65 ; SEM-IV: 9.52 ; SEM-V: 9.11 ; SEM-VI: 9.84 ; SEM-VII: 9.88 ; CGPI: 9.32										
		CREDITS: SEM-I: 27.0 ; SEM-II: 27.0 ; SEM-III: 26.0 ; SEM-IV: 25.0 ; SEM-V: 27.0 ; SEM-VI: 25.0 ; SEM-VII: 26.0										
		MARKS: SEM-I:585/750; SEM-II:546/750; SEM-III:621/725; SEM-IV:600/700; SEM-V:586/750; SEM-VI:625/725; SEM-VII:669/800; TOTAL: 4846/5900 (82.14%)										
-----												
10282733	/BHOIR MANSI MANOHAR USHA											
		66	67	67	72	19	18	21	93			
		18	17	17	19	19	17	21	47	P		598
		84	84	84	91	38	35	42	140			
		4 O 10 40	4 O 10 40	4 O 10 40	3 O 10 30	1 A 9 9	1 B 8 8	1 O 10 10	6 O 10 60	24 237	9.88	
		SGPI: SEM-I: 6.00 ; SEM-II: 5.87 ; SEM-III: 5.15 ; SEM-IV: 6.12 ; SEM-V: 7.07 ; SEM-VI: 8.60 ; SEM-VII: 9.35 ; CGPI: 7.21										
		CREDITS: SEM-I: 27.0 ; SEM-II: 27.0 ; SEM-III: 26.0 ; SEM-IV: 25.0 ; SEM-V: 27.0 ; SEM-VI: 25.0 ; SEM-VII: 26.0										
		MARKS: SEM-I:442/750; SEM-II:426/750; SEM-III:364/725; SEM-IV:408/700; SEM-V:490/750; SEM-VI:561/725; SEM-VII:659/800; TOTAL: 3948/5900 (66.92%)										
-----												
/- FEMALE, #- 0.229, @- 0.5042/0.5043, *- 0.5045, \$- Carried Forward Grade, -- Dyslexia, A/ABS- Absent, F- Fails, P- Passes												
RR- Reserved, RLE- Reserve for Lower Examination, RPV- Provisional, RCC- 0.5050, ADC- Admission Cancelled												
G:Grade, GP:Grade Point, C:Credits, 腓:Sum of Credit Points, 腓G:Sum of Product of Credits & Grades												
SGPI:Semester Grade Performance Index = 腓G/腓, CGPI:Cumulative Grade Performance Index												
% Marks : 80 and Above 75-79.99 70-74.99 60-69.99 50-59.99 45-49.99 40-44.99 Less Than 40												
Grade / Gr. Pt. : O / 10 A / 9 B / 8 C / 7 D / 6 E / 5 P / 4 F / 0												
-----												

SEAT_NO	NAME	<Course-I> Th(80/32) In(20/08) Total C G GP C*G	<Course-II> Th(80/32) In(20/08) Total C G GP C*G	<Course-III> Th(80/32) In(20/08) Total C G GP C*G	<Course-IV> Th(80/32) In(20/08) Total C G GP C*G	< Course-V > Tw(25/10) Or/Pr(25/10) Total C G GP C*G	<Course-VI > Tw(25/10) Or/Pr(25/10) Total C G GP C*G	<Course-VII> Tw(25/10) Or/Pr(25/10) Total C G GP C*G	<Course-VIII> Tw(100/40) Or/Pr(50/20) Total C G GP C*G	RESULT	REMARK	TOTAL MARKS OUT OF 700
01.	ECC801		RF DESIGN		02. ECC802	WIRELESS NETWORKS		05. ECCDL08043	SATELLITE COMMUNICATION			
07.	ILO8021		PROJECT MANAGEMENT		16. ECL801	RF DESIGN LAB		17. ECL802	WIRELESS NETWORKS LAB			
20.	ECLDL08043		SATELLITE COMM. LAB		22. ECL803	PROJECT-II						
-----												
10282734	BHOSALE NEEHAL DEEPAK SWATI											
		67	67	64	72	21	17	22	93			
		18	17	19	19	21	18	22	45	P		602
		85	84	83	91	42	35	44	138			
		4 O 10 40	4 O 10 40	4 O 10 40	3 O 10 30	1 O 10 10	1 B 8 8	1 O 10 10	6 O 10 60	24 238	9.92	
		SGPI: SEM-I: 5.81 ; SEM-II: 6.81 ; SEM-III: 6.85 ; SEM-IV: 7.64 ; SEM-V: 7.74 ; SEM-VI: 9.20 ; SEM-VII: 9.27 ; CGPI: 7.86										
		CREDITS: SEM-I: 27.0 ; SEM-II: 27.0 ; SEM-III: 26.0 ; SEM-IV: 25.0 ; SEM-V: 27.0 ; SEM-VI: 25.0 ; SEM-VII: 26.0										
		MARKS: SEM-I:429/750; SEM-II:483/750; SEM-III:457/725; SEM-IV:475/700; SEM-V:528/750; SEM-VI:587/725; SEM-VII:639/800; TOTAL: 4200/5900 (71.19%)										
-----												
10282735	CHAUBEY HEMANT OMPRAKASH MOHINI											
		65	69	62	72	21	19	22	91			
		18	18	19	19	19	20	20	43	P		597
		83	87	81	91	40	39	42	134			
		4 O 10 40	4 O 10 40	4 O 10 40	3 O 10 30	1 O 10 10	1 A 9 9	1 O 10 10	6 O 10 60	24 239	9.96	
		SGPI: SEM-I: 7.22 ; SEM-II: 7.06 ; SEM-III: 7.62 ; SEM-IV: 8.56 ; SEM-V: 8.07 ; SEM-VI: 8.68 ; SEM-VII: 9.31 ; CGPI: 8.28										
		CREDITS: SEM-I: 27.0 ; SEM-II: 27.0 ; SEM-III: 26.0 ; SEM-IV: 25.0 ; SEM-V: 27.0 ; SEM-VI: 25.0 ; SEM-VII: 26.0										
		MARKS: SEM-I:500/750; SEM-II:497/750; SEM-III:518/725; SEM-IV:520/700; SEM-V:554/750; SEM-VI:548/725; SEM-VII:651/800; TOTAL: 4385/5900 (74.32%)										
-----												
10282736	/CHAUGULE MANSI SANDEEP SAYLI											
		67	69	64	75	20	18	21	80			
		17	15	17	19	20	17	21	41	P		581
		84	84	81	94	40	35	42	121			
		4 O 10 40	4 O 10 40	4 O 10 40	3 O 10 30	1 O 10 10	1 B 8 8	1 O 10 10	6 O 10 60	24 238	9.92	
	(DIPLOMA STUDENT)	SGPI: SEM-III: 7.65 ; SEM-IV: 9.36 ; SEM-V: 8.15 ; SEM-VI: 9.68 ; SEM-VII: 9.50 ; CGPI: 9.02										
		CREDITS: SEM-III: 26.0 ; SEM-IV: 25.0 ; SEM-V: 27.0 ; SEM-VI: 25.0 ; SEM-VII: 26.0										
		MARKS: SEM-III:506/725; SEM-IV:561/700; SEM-V:544/750; SEM-VI:596/725; SEM-VII:643/800; TOTAL: 3431/4400 (77.98%)										
-----												
/- FEMALE, #- 0.229, @- 0.5042/0.5043, *- 0.5045, \$- Carried Forward Grade, -- Dyslexia, A/ABS- Absent, F- Fails, P- Passes												
RR- Reserved, RLE- Reserve for Lower Examination, RPV- Provisional, RCC- 0.5050, ADC- Admission Cancelled												
G:Grade, GP:Grade Point, C:Credits, 腓:Sum of Credit Points, 腓G:Sum of Product of Credits & Grades												
SGPI:Semester Grade Performance Index = 腓G/腓, CGPI:Cumulative Grade Performance Index												
% Marks : 80 and Above 75-79.99 70-74.99 60-69.99 50-59.99 45-49.99 40-44.99 Less Than 40												
Grade / Gr. Pt. : O / 10 A / 9 B / 8 C / 7 D / 6 E / 5 P / 4 F / 0												

SEAT_NO	NAME	<Course-I> Th(80/32) In(20/08) Total C G GP C*G	<Course-II> Th(80/32) In(20/08) Total C G GP C*G	<Course-III> Th(80/32) In(20/08) Total C G GP C*G	<Course-IV> Th(80/32) In(20/08) Total C G GP C*G	<Course-V> Tw(25/10) Or/Pr(25/10) Total C G GP C*G	<Course-VI> Tw(25/10) Or/Pr(25/10) Total C G GP C*G	<Course-VII> Tw(25/10) Or/Pr(25/10) Total C G GP C*G	<Course-VIII> Tw(100/40) Or/Pr(50/20) Total C G GP C*G	RESULT	REMARK	TOTAL MARKS OUT OF 700
01. ECC801	RF DESIGN											
07. ILO8021	PROJECT MANAGEMENT											
20. ECLDLO8043	SATELLITE COMM. LAB											
02. ECC802	WIRELESS NETWORKS											
16. ECL801	RF DESIGN LAB											
22. ECL803	PROJECT-II											
05. ECCDLO8043	SATELLITE COMMUNICATION											
17. ECL802	WIRELESS NETWORKS LAB											
-----												
10282737 /DHURI AKSHATA UTTAM UJJWALA												
65	69	60	69	20	19	19	82					
16	18	15	18	17	20	21	43		P		571	
81	87	75	87	37	39	40	125					
4 O 10 40	4 O 10 40	4 A 9 36	3 O 10 30	1 B 8 8	1 A 9 9	1 O 10 10	6 O 10 60		24 233		9.71	
(DIPLOMA STUDENT)												
SGPI: SEM-III: 6.35 ; SEM-IV: 6.72 ; SEM-V: 7.30 ; SEM-VI: 8.52 ; SEM-VII: 9.42 ; CGPI: 7.98												
CREDITS: SEM-III: 26.0 ; SEM-IV: 25.0 ; SEM-V: 27.0 ; SEM-VI: 25.0 ; SEM-VII: 26.0												
MARKS: SEM-III:441/725; SEM-IV:436/700; SEM-V:489/750; SEM-VI:561/725; SEM-VII:644/800; TOTAL: 3142/4400 (71.41%)												
-----												
10282738 /GAIKWAD ANKITA RAJENDRA RASIKA												
67	68	65	72	20	18	20	82					
16	17	17	19	17	18	19	42		P		577	
83	85	82	91	37	36	39	124					
4 O 10 40	4 O 10 40	4 O 10 40	3 O 10 30	1 B 8 8	1 B 8 8	1 A 9 9	6 O 10 60		24 235		9.79	
(DIPLOMA STUDENT)												
SGPI: SEM-III: 5.08 ; SEM-IV: 6.52 ; SEM-V: 7.33 ; SEM-VI: 9.20 ; SEM-VII: 9.54 ; CGPI: 7.88												
CREDITS: SEM-III: 26.0 ; SEM-IV: 25.0 ; SEM-V: 27.0 ; SEM-VI: 25.0 ; SEM-VII: 26.0												
MARKS: SEM-III:368/725; SEM-IV:421/700; SEM-V:506/750; SEM-VI:576/725; SEM-VII:640/800; TOTAL: 3088/4400 (70.18%)												
-----												
10282739 GHAWARE PRATIK SURESH VARSHA												
68	65	63	70	22	20	21	87					
17	16	16	19	21	21	20	45		P		591	
85	81	79	89	43	41	41	132					
4 O 10 40	4 O 10 40	4 A 9 36	3 O 10 30	1 O 10 10	1 O 10 10	1 O 10 10	6 O 10 60		24 236		9.83	
(DIPLOMA STUDENT)												
SGPI: SEM-III: 5.42 ; SEM-IV: 7.00 ; SEM-V: 6.07 ; SEM-VI: 7.52 ; SEM-VII: 8.88 ; CGPI: 7.42												
CREDITS: SEM-III: 26.0 ; SEM-IV: 25.0 ; SEM-V: 27.0 ; SEM-VI: 25.0 ; SEM-VII: 26.0												
MARKS: SEM-III:391/725; SEM-IV:451/700; SEM-V:431/750; SEM-VI:515/725; SEM-VII:630/800; TOTAL: 3009/4400 (68.39%)												
-----												
/- FEMALE, #- 0.229, @- 0.5042/0.5043, *- 0.5045, \$- Carried Forward Grade, -- Dyslexia, A/ABS- Absent, F- Fails, P- Passes												
RR- Reserved, RLE- Reserve for Lower Examination, RPV- Provisional, RCC- 0.5050, ADC- Admission Cancelled												
G:Grade, GP:Grade Point, C:Credits, 腓:Sum of Credit Points, 腓G:Sum of Product of Credits & Grades												
SGPI:Semester Grade Performance Index = 腓G/腓, CGPI:Cumulative Grade Performance Index												
% Marks : 80 and Above 75-79.99 70-74.99 60-69.99 50-59.99 45-49.99 40-44.99 Less Than 40												
Grade / Gr. Pt. : O / 10 A / 9 B / 8 C / 7 D / 6 E / 5 P / 4 F / 0												
-----												

SEAT_NO	NAME	<Course-I> Th(80/32) In(20/08) Total C G GP C*G	<Course-II> Th(80/32) In(20/08) Total C G GP C*G	<Course-III> Th(80/32) In(20/08) Total C G GP C*G	<Course-IV> Th(80/32) In(20/08) Total C G GP C*G	< Course-V > Tw(25/10) Or/Pr(25/10) Total C G GP C*G	<Course-VI > Tw(25/10) Or/Pr(25/10) Total C G GP C*G	<Course-VII> Tw(25/10) Or/Pr(25/10) Total C G GP C*G	<Course-VIII> Tw(100/40) Or/Pr(50/20) Total C G GP C*G	RESULT	REMARK	TOTAL MARKS OUT OF 700
01.	ECC801		RF DESIGN		02. ECC802	WIRELESS NETWORKS		05. ECCDL08043	SATELLITE COMMUNICATION			
07.	ILO8021		PROJECT MANAGEMENT		16. ECL801	RF DESIGN LAB		17. ECL802	WIRELESS NETWORKS LAB			
20.	ECLDLO8043		SATELLITE COMM. LAB		22. ECL803	PROJECT-II						
-----												
10282740	GOKHALE KAUSTUBH DIVAKAR BHAGYASHREE											
		67	67	64	74	22	20	22	93			
		17	17	19	19	21	20	21	45	P		608
		84	84	83	93	43	40	43	138			
		4 O 10 40	4 O 10 40	4 O 10 40	3 O 10 30	1 O 10 10	1 O 10 10	1 O 10 10	6 O 10 60	24	240	10.00
		SGPI: SEM-I: 6.09 ; SEM-II: 7.30 ; SEM-III: 6.04 ; SEM-IV: 5.28 ; SEM-V: 6.56 ; SEM-VI: 7.84 ; SEM-VII: 9.15 ; CGPI: 7.25										
		CREDITS: SEM-I: 27.0 ; SEM-II: 27.0 ; SEM-III: 26.0 ; SEM-IV: 25.0 ; SEM-V: 27.0 ; SEM-VI: 25.0 ; SEM-VII: 26.0										
		MARKS: SEM-I:442/750; SEM-II:498/750; SEM-III:407/725; SEM-IV:365/700; SEM-V:451/750; SEM-VI:527/725; SEM-VII:643/800; TOTAL: 3941/5900 (66.80%)										
-----												
10282741	/JAIN APEKSHA RAKESH SANGITA											
		74	72	69	74	24	22	23	92			
		19	18	20	19	23	22	20	46	P		637
		93	90	89	93	47	44	43	138			
		4 O 10 40	4 O 10 40	4 O 10 40	3 O 10 30	1 O 10 10	1 O 10 10	1 O 10 10	6 O 10 60	24	240	10.00
		SGPI: SEM-I: 7.85 ; SEM-II: 7.07 ; SEM-III: 6.92 ; SEM-IV: 8.24 ; SEM-V: 9.41 ; SEM-VI:10.00 ; SEM-VII:10.00 ; CGPI: 8.66										
		CREDITS: SEM-I: 27.0 ; SEM-II: 27.0 ; SEM-III: 26.0 ; SEM-IV: 25.0 ; SEM-V: 27.0 ; SEM-VI: 25.0 ; SEM-VII: 26.0										
		MARKS: SEM-I:546/750; SEM-II:491/750; SEM-III:467/725; SEM-IV:519/700; SEM-V:611/750; SEM-VI:646/725; SEM-VII:719/800; TOTAL: 4636/5900 (78.58%)										
-----												
10282742	/JOSHI ANUSHKA SANDEEP SAYALI											
		73	70	68	71	23	22	22	91			
		18	18	19	19	23	21	20	44	P		622
		91	88	87	90	46	43	42	135			
		4 O 10 40	4 O 10 40	4 O 10 40	3 O 10 30	1 O 10 10	1 O 10 10	1 O 10 10	6 O 10 60	24	240	10.00
		SGPI: SEM-I: 8.37 ; SEM-II: 7.52 ; SEM-III: 8.85 ; SEM-IV: 9.04 ; SEM-V: 8.22 ; SEM-VI: 9.68 ; SEM-VII: 9.58 ; CGPI: 8.88										
		CREDITS: SEM-I: 27.0 ; SEM-II: 27.0 ; SEM-III: 26.0 ; SEM-IV: 25.0 ; SEM-V: 27.0 ; SEM-VI: 25.0 ; SEM-VII: 26.0										
		MARKS: SEM-I:568/750; SEM-II:501/750; SEM-III:554/725; SEM-IV:568/700; SEM-V:559/750; SEM-VI:616/725; SEM-VII:671/800; TOTAL: 4659/5900 (78.97%)										
-----												
/- FEMALE, #- 0.229, @- 0.5042/0.5043, *- 0.5045, \$- Carried Forward Grade, -- Dyslexia, A/ABS- Absent, F- Fails, P- Passes												
RR- Reserved, RLE- Reserve for Lower Examination, RPV- Provisional, RCC- 0.5050, ADC- Admission Cancelled												
G:Grade, GP:Grade Point, C:Credits, 腓:Sum of Credit Points, 腓G:Sum of Product of Credits & Grades												
SGPI:Semester Grade Performance Index = 腓G/腓, CGPI:Cumulative Grade Performance Index												
% Marks : 80 and Above 75-79.99 70-74.99 60-69.99 50-59.99 45-49.99 40-44.99 Less Than 40												
Grade / Gr. Pt. : O / 10 A / 9 B / 8 C / 7 D / 6 E / 5 P / 4 F / 0												
-----												



SEAT_NO	NAME	<Course-I> Th(80/32) In(20/08) Total C G GP C*G	<Course-II> Th(80/32) In(20/08) Total C G GP C*G	<Course-III> Th(80/32) In(20/08) Total C G GP C*G	<Course-IV> Th(80/32) In(20/08) Total C G GP C*G	< Course-V > Tw(25/10) Or/Pr(25/10) Total C G GP C*G	<Course-VI > Tw(25/10) Or/Pr(25/10) Total C G GP C*G	<Course-VII> Tw(25/10) Or/Pr(25/10) Total C G GP C*G	<Course-VIII> Tw(100/40) Or/Pr(50/20) Total C G GP C*G	RESULT	REMARK	TOTAL MARKS OUT OF 700
01.	ECC801		RF DESIGN		02. ECC802	WIRELESS NETWORKS		05. ECCDL08043	SATELLITE COMMUNICATION			
07.	ILO8021		PROJECT MANAGEMENT		16. ECL801	RF DESIGN LAB		17. ECL802	WIRELESS NETWORKS LAB			
20.	ECLDL08043		SATELLITE COMM. LAB		22. ECL803	PROJECT-II						
-----												
10282743 /KARANDE MADHURA VINAYAK REKHA												
	75	69	67	74	22	20	22	92				
	18	17	19	19	22	18	22	47	P		623	
	93	86	86	93	44	38	44	139				
	4 O 10 40	4 O 10 40	4 O 10 40	3 O 10 30	1 O 10 10	1 A 9 9	1 O 10 10	6 O 10 60	24 239	9.96		
	SGPI: SEM-I: 6.22 ; SEM-II: 6.26 ; SEM-III: 6.27 ; SEM-IV: 6.04 ; SEM-V: 7.00 ; SEM-VI: 8.36 ; SEM-VII: 9.38 ; CGPI: 7.40											
	CREDITS: SEM-I: 27.0 ; SEM-II: 27.0 ; SEM-III: 26.0 ; SEM-IV: 25.0 ; SEM-V: 27.0 ; SEM-VI: 25.0 ; SEM-VII: 26.0											
	MARKS: SEM-I:440/750; SEM-II:441/750; SEM-III:415/725; SEM-IV:413/700; SEM-V:482/750; SEM-VI:541/725; SEM-VII:647/800; TOTAL: 4002/5900 (67.83%)											
-----												
10282744 /MORE SANJANA UDAY VISHAKHA												
	69	69	67	71	17	17	17	78				
	16	16	15	19	16	18	20	37	P		562	
	85	85	82	90	33	35	37	115				
	4 O 10 40	4 O 10 40	4 O 10 40	3 O 10 30	1 C 7 7	1 B 8 8	1 B 8 8	6 A 9 54	24 227	9.46		
	(DIPLOMA STUDENT) SGPI: SEM-III: 4.92 ; SEM-IV: 5.72 ; SEM-V: 6.63 ; SEM-VI: 6.60 ; SEM-VII: 8.96 ; CGPI: 7.03											
	CREDITS: SEM-III: 26.0 ; SEM-IV: 25.0 ; SEM-V: 27.0 ; SEM-VI: 25.0 ; SEM-VII: 26.0											
	MARKS: SEM-III:366/725; SEM-IV:394/700; SEM-V:459/750; SEM-VI:447/725; SEM-VII:625/800; TOTAL: 2853/4400 (64.84%)											
-----												
10282745 /NABGE SHARVARI SUNIL MANISHA												
	73	68	69	72	22	20	20	92				
	17	16	17	18	21	20	20	45	P		610	
	90	84	86	90	43	40	40	137				
	4 O 10 40	4 O 10 40	4 O 10 40	3 O 10 30	1 O 10 10	1 O 10 10	1 O 10 10	6 O 10 60	24 240	10.00		
	(DIPLOMA STUDENT) SGPI: SEM-III: 6.19 ; SEM-IV: 4.80 ; SEM-V: 6.30 ; SEM-VI: 7.04 ; SEM-VII: 9.42 ; CGPI: 7.27											
	CREDITS: SEM-III: 26.0 ; SEM-IV: 25.0 ; SEM-V: 27.0 ; SEM-VI: 25.0 ; SEM-VII: 26.0											
	MARKS: SEM-III:430/725; SEM-IV:349/700; SEM-V:440/750; SEM-VI:471/725; SEM-VII:651/800; TOTAL: 2951/4400 (67.07%)											
-----												
/- FEMALE, #- 0.229, @- 0.5042/0.5043, *- 0.5045, \$- Carried Forward Grade, -- Dyslexia, A/ABS- Absent, F- Fails, P- Passes												
RR- Reserved, RLE- Reserve for Lower Examination, RPV- Provisional, RCC- 0.5050, ADC- Admission Cancelled												
G:Grade, GP:Grade Point, C:Credits, 腓:Sum of Credit Points, 腓G:Sum of Product of Credits & Grades												
SGPI:Semester Grade Performance Index = 腓G/腓, CGPI:Cumulative Grade Performance Index												
% Marks : 80 and Above 75-79.99 70-74.99 60-69.99 50-59.99 45-49.99 40-44.99 Less Than 40												
Grade / Gr. Pt. : O / 10 A / 9 B / 8 C / 7 D / 6 E / 5 P / 4 F / 0												
-----												

SEAT_NO	NAME	<Course-I> Th(80/32) In(20/08) Total C G GP C*G	<Course-II> Th(80/32) In(20/08) Total C G GP C*G	<Course-III> Th(80/32) In(20/08) Total C G GP C*G	<Course-IV> Th(80/32) In(20/08) Total C G GP C*G	< Course-V > Tw(25/10) Or/Pr(25/10) Total C G GP C*G	<Course-VI > Tw(25/10) Or/Pr(25/10) Total C G GP C*G	<Course-VII> Tw(25/10) Or/Pr(25/10) Total C G GP C*G	<Course-VIII> Tw(100/40) Or/Pr(50/20) Total C G GP C*G	RESULT	REMARK	TOTAL MARKS OUT OF 700
01. ECC801	RF DESIGN											
07. ILO8021	PROJECT MANAGEMENT											
20. ECLDLO8043	SATELLITE COMM. LAB											
02. ECC802	WIRELESS NETWORKS											
16. ECL801	RF DESIGN LAB											
22. ECL803	PROJECT-II											
05. ECCDLO8043	SATELLITE COMMUNICATION											
17. ECL802	WIRELESS NETWORKS LAB											
-----												
10282746	NAYAK KRISHNAPRASAD GOPALKRISHNA SUDHA											
67	66	55	74	20	18	19	82					
16	17	16	19	20	17	21	40		P		567	
83	83	71	93	40	35	40	122					
4 O 10 40	4 O 10 40	4 B 8 32	3 O 10 30	1 O 10 10	1 B 8 8	1 O 10 10	6 O 10 60		24 230		9.58	
SGPI: SEM-I: 5.78 ; SEM-II: 5.89 ; SEM-III: 6.88 ; SEM-IV: 7.00 ; SEM-V: 7.04 ; SEM-VI: 8.68 ; SEM-VII: 8.92 ; CGPI: 7.43 CREDITS: SEM-I: 27.0 ; SEM-II: 27.0 ; SEM-III: 26.0 ; SEM-IV: 25.0 ; SEM-V: 27.0 ; SEM-VI: 25.0 ; SEM-VII: 26.0 MARKS: SEM-I:429/750; SEM-II:432/750; SEM-III:450/725; SEM-IV:447/700; SEM-V:493/750; SEM-VI:552/725; SEM-VII:626/800; TOTAL: 3996/5900 (67.73%)												
-----												
10282747	PANDEY JAYA GAJENDRAPRASAD GYANMATI											
67	65	63	68	19	17	19	80					
16	16	16	18	17	20	20	38		P		559	
83	81	79	86	36	37	39	118					
4 O 10 40	4 O 10 40	4 A 9 36	3 O 10 30	1 B 8 8	1 B 8 8	1 A 9 9	6 A 9 54		24 225		9.38	
(DIPLOMA STUDENT) SGPI: SEM-III: 5.12 ; SEM-IV: 5.64 ; SEM-V: 6.74 ; SEM-VI: 7.20 ; SEM-VII: 8.65 ; CGPI: 7.10 CREDITS: SEM-III: 26.0 ; SEM-IV: 25.0 ; SEM-V: 27.0 ; SEM-VI: 25.0 ; SEM-VII: 26.0 MARKS: SEM-III:375/725; SEM-IV:372/700; SEM-V:457/750; SEM-VI:486/725; SEM-VII:598/800; TOTAL: 2847/4400 (64.70%)												
-----												
10282748	PATIL KRINJAL VINESH PRATIKSHA											
66	67	70	74	19	17	20	80					
18	18	20	19	17	17	19	38		P		579	
84	85	90	93	36	34	39	118					
4 O 10 40	4 O 10 40	4 O 10 40	3 O 10 30	1 B 8 8	1 C 7 7	1 A 9 9	6 A 9 54		24 228		9.50	
(DIPLOMA STUDENT) SGPI: SEM-III: 4.92 ; SEM-IV: 5.12 ; SEM-V: 6.59 ; SEM-VI: 7.04 ; SEM-VII: 9.58 ; CGPI: 7.10 CREDITS: SEM-III: 26.0 ; SEM-IV: 25.0 ; SEM-V: 27.0 ; SEM-VI: 25.0 ; SEM-VII: 26.0 MARKS: SEM-III:366/725; SEM-IV:363/700; SEM-V:462/750; SEM-VI:468/725; SEM-VII:663/800; TOTAL: 2901/4400 (65.93%)												
-----												
/- FEMALE, #- 0.229, @- 0.5042/0.5043, *- 0.5045, \$- Carried Forward Grade, -- Dyslexia, A/ABS- Absent, F- Fails, P- Passes RR- Reserved, RLE- Reserve for Lower Examination, RPV- Provisional, RCC- 0.5050, ADC- Admission Cancelled G:Grade, GP:Grade Point, C:Credits, 腓:Sum of Credit Points, 腓G:Sum of Product of Credits & Grades SGPI:Semester Grade Performance Index = 腓G/腓, CGPI:Cumulative Grade Performance Index % Marks : 80 and Above 75-79.99 70-74.99 60-69.99 50-59.99 45-49.99 40-44.99 Less Than 40 Grade / Gr. Pt. : O / 10 A / 9 B / 8 C / 7 D / 6 E / 5 P / 4 F / 0												

SEAT_NO	NAME	<Course-I> Th(80/32) In(20/08) Total C G GP C*G	<Course-II> Th(80/32) In(20/08) Total C G GP C*G	<Course-III> Th(80/32) In(20/08) Total C G GP C*G	<Course-IV> Th(80/32) In(20/08) Total C G GP C*G	< Course-V > Tw(25/10) Or/Pr(25/10) Total C G GP C*G	<Course-VI > Tw(25/10) Or/Pr(25/10) Total C G GP C*G	<Course-VII> Tw(25/10) Or/Pr(25/10) Total C G GP C*G	<Course-VIII> Tw(100/40) Or/Pr(50/20) Total C G GP C*G	RESULT	REMARK	TOTAL MARKS OUT OF 700
01.	ECC801		RF DESIGN		02. ECC802	WIRELESS NETWORKS		05. ECCDL08043	SATELLITE COMMUNICATION			
07.	ILO8021		PROJECT MANAGEMENT		16. ECL801	RF DESIGN LAB		17. ECL802	WIRELESS NETWORKS LAB			
20.	ECLDL08043		SATELLITE COMM. LAB		22. ECL803	PROJECT-II						
-----												
10282749	PATWA KUNAL DALCHAND SHARMILA											
		64	68	58	70	20	19	19	85			
		18	15	16	18	20	19	19	44	P		572
		82	83	74	88	40	38	38	129			
		4 O 10 40	4 O 10 40	4 B 8 32	3 O 10 30	1 O 10 10	1 A 9 9	1 A 9 9	6 O 10 60	24 230	9.58	
		SGPI: SEM-I: 6.17 ; SEM-II: 5.76 ; SEM-III: 5.42 ; SEM-IV: 5.64 ; SEM-V: 7.33 ; SEM-VI: 9.36 ; SEM-VII: 9.65 ; CGPI: 7.33										
		CREDITS: SEM-I: 27.0 ; SEM-II: 27.0 ; SEM-III: 26.0 ; SEM-IV: 25.0 ; SEM-V: 27.0 ; SEM-VI: 25.0 ; SEM-VII: 26.0										
		MARKS: SEM-I:428/750; SEM-II:403/750; SEM-III:396/725; SEM-IV:382/700; SEM-V:500/750; SEM-VI:582/725; SEM-VII:646/800; TOTAL: 3909/5900 (66.25%)										
-----												
10282750	PITODIA ABDULMATEEN REHAN SAFIYA											
		72	72	70	73	22	21	23	95			
		16	18	20	19	23	23	23	45	P		635
		88	90	90	92	45	44	46	140			
		4 O 10 40	4 O 10 40	4 O 10 40	3 O 10 30	1 O 10 10	1 O 10 10	1 O 10 10	6 O 10 60	24 240	10.00	
		SGPI: SEM-I: 9.33 ; SEM-II: 9.63 ; SEM-III:10.00 ; SEM-IV:10.00 ; SEM-V: 9.70 ; SEM-VI:10.00 ; SEM-VII: 9.58 ; CGPI: 9.77										
		CREDITS: SEM-I: 27.0 ; SEM-II: 27.0 ; SEM-III: 26.0 ; SEM-IV: 25.0 ; SEM-V: 27.0 ; SEM-VI: 25.0 ; SEM-VII: 26.0										
		MARKS: SEM-I:623/750; SEM-II:645/750; SEM-III:646/725; SEM-IV:624/700; SEM-V:647/750; SEM-VI:642/725; SEM-VII:682/800; TOTAL: 5144/5900 (87.19%)										
-----												
10282751	/RAUT RAJASWI VIJAY VIDITA											
		63	62	62	71	19	18	20	82			
		17	18	18	19	18	15	20	39	P		561
		80	80	80	90	37	33	40	121			
		4 O 10 40	4 O 10 40	4 O 10 40	3 O 10 30	1 B 8 8	1 C 7 7	1 O 10 10	6 O 10 60	24 235	9.79	
		(DIPLOMA STUDENT) SGPI: SEM-III: 7.00 ; SEM-IV: 5.96 ; SEM-V: 5.30 ; SEM-VI: 6.48 ; SEM-VII: 9.08 ; CGPI: 7.24										
		CREDITS: SEM-III: 26.0 ; SEM-IV: 25.0 ; SEM-V: 27.0 ; SEM-VI: 25.0 ; SEM-VII: 26.0										
		MARKS: SEM-III:458/725; SEM-IV:391/700; SEM-V:396/750; SEM-VI:421/725; SEM-VII:619/800; TOTAL: 2846/4400 (64.68%)										
-----												
/- FEMALE, #- 0.229, @- 0.5042/0.5043, *- 0.5045, \$- Carried Forward Grade, -- Dyslexia, A/ABS- Absent, F- Fails, P- Passes												
RR- Reserved, RLE- Reserve for Lower Examination, RPV- Provisional, RCC- 0.5050, ADC- Admission Cancelled												
G:Grade, GP:Grade Point, C:Credits, 腓腓:Sum of Credit Points, 腓G:Sum of Product of Credits & Grades												
SGPI:Semester Grade Performance Index = 腓G/腓腓, CGPI:Cumulative Grade Performance Index												
% Marks : 80 and Above 75-79.99 70-74.99 60-69.99 50-59.99 45-49.99 40-44.99 Less Than 40												
Grade / Gr. Pt. : O / 10 A / 9 B / 8 C / 7 D / 6 E / 5 P / 4 F / 0												
-----												

SEAT_NO	NAME	<Course-I> Th(80/32) In(20/08) Total C G GP C*G	<Course-II> Th(80/32) In(20/08) Total C G GP C*G	<Course-III> Th(80/32) In(20/08) Total C G GP C*G	<Course-IV> Th(80/32) In(20/08) Total C G GP C*G	< Course-V > Tw(25/10) Or/Pr(25/10) Total C G GP C*G	<Course-VI > Tw(25/10) Or/Pr(25/10) Total C G GP C*G	<Course-VII> Tw(25/10) Or/Pr(25/10) Total C G GP C*G	<Course-VIII> Tw(100/40) Or/Pr(50/20) Total C G GP C*G	RESULT	REMARK	TOTAL MARKS OUT OF 700
01.	ECC801		RF DESIGN		02. ECC802	WIRELESS NETWORKS		05. ECCDL08043	SATELLITE COMMUNICATION			
07.	ILO8021		PROJECT MANAGEMENT		16. ECL801	RF DESIGN LAB		17. ECL802	WIRELESS NETWORKS LAB			
20.	ECLDL08043		SATELLITE COMM. LAB		22. ECL803	PROJECT-II						
-----												
10282752	SANGHRAJKA CHINTAN KETAN VANDANA											
		71	69	62	73	20	19	22	89			
		18	17	19	19	19	20	22	45	P		604
		89	86	81	92	39	39	44	134			
		4 O 10 40	4 O 10 40	4 O 10 40	3 O 10 30	1 A 9 9	1 A 9 9	1 O 10 10	6 O 10 60	24 238	9.92	
		SGPI: SEM-I: 7.44 ; SEM-II: 7.63 ; SEM-III: 6.88 ; SEM-IV: 6.96 ; SEM-V: 6.89 ; SEM-VI: 7.84 ; SEM-VII: 9.38 ; CGPI: 7.84										
		CREDITS: SEM-I: 27.0 ; SEM-II: 27.0 ; SEM-III: 26.0 ; SEM-IV: 25.0 ; SEM-V: 27.0 ; SEM-VI: 25.0 ; SEM-VII: 26.0										
		MARKS: SEM-I:519/750; SEM-II:513/750; SEM-III:479/725; SEM-IV:464/700; SEM-V:472/750; SEM-VI:516/725; SEM-VII:655/800; TOTAL: 4222/5900 (71.56%)										
-----												
10282753	SARVAIYA DIVYESH KIRAN SAROJ											
		71	70	69	76	23	21	23	90			
		18	17	17	19	23	17	22	45	P		621
		89	87	86	95	46	38	45	135			
		4 O 10 40	4 O 10 40	4 O 10 40	3 O 10 30	1 O 10 10	1 A 9 9	1 O 10 10	6 O 10 60	24 239	9.96	
		(DIPLOMA STUDENT) SGPI: SEM-III: 6.92 ; SEM-IV: 7.56 ; SEM-V: 7.74 ; SEM-VI: 9.16 ; SEM-VII: 9.77 ; CGPI: 8.50										
		CREDITS: SEM-III: 26.0 ; SEM-IV: 25.0 ; SEM-V: 27.0 ; SEM-VI: 25.0 ; SEM-VII: 26.0										
		MARKS: SEM-III:472/725; SEM-IV:491/700; SEM-V:516/750; SEM-VI:573/725; SEM-VII:671/800; TOTAL: 3344/4400 (76.00%)										
-----												
10282754	SHAIKH DANISH ILYAS RAHIMA											
		64	66	62	72	22	20	20	94			
		16	16	14	19	21	22	20	46	P		594
		80	82	76	91	43	42	40	140			
		4 O 10 40	4 O 10 40	4 A 9 36	3 O 10 30	1 O 10 10	1 O 10 10	1 O 10 10	6 O 10 60	24 236	9.83	
		(DIPLOMA STUDENT) SGPI: SEM-III: 6.04 ; SEM-IV: 6.08 ; SEM-V: 7.04 ; SEM-VI: 8.36 ; SEM-VII: 9.58 ; CGPI: 7.80										
		CREDITS: SEM-III: 26.0 ; SEM-IV: 25.0 ; SEM-V: 27.0 ; SEM-VI: 25.0 ; SEM-VII: 26.0										
		MARKS: SEM-III:419/725; SEM-IV:397/700; SEM-V:499/750; SEM-VI:551/725; SEM-VII:655/800; TOTAL: 3115/4400 (70.80%)										
-----												
/- FEMALE, #- 0.229, @- 0.5042/0.5043, *- 0.5045, \$- Carried Forward Grade, -- Dyslexia, A/ABS- Absent, F- Fails, P- Passes												
RR- Reserved, RLE- Reserve for Lower Examination, RPV- Provisional, RCC- 0.5050, ADC- Admission Cancelled												
G:Grade, GP:Grade Point, C:Credits, 腓:Sum of Credit Points, 腓G:Sum of Product of Credits & Grades												
SGPI:Semester Grade Performance Index = 腓G/腓, CGPI:Cumulative Grade Performance Index												
% Marks : 80 and Above 75-79.99 70-74.99 60-69.99 50-59.99 45-49.99 40-44.99 Less Than 40												
Grade / Gr. Pt. : O / 10 A / 9 B / 8 C / 7 D / 6 E / 5 P / 4 F / 0												
-----												

SEAT_NO	NAME	<Course-I> Th(80/32) In(20/08) Total C G GP C*G	<Course-II> Th(80/32) In(20/08) Total C G GP C*G	<Course-III> Th(80/32) In(20/08) Total C G GP C*G	<Course-IV> Th(80/32) In(20/08) Total C G GP C*G	< Course-V > Tw(25/10) Or/Pr(25/10) Total C G GP C*G	<Course-VI > Tw(25/10) Or/Pr(25/10) Total C G GP C*G	<Course-VII> Tw(25/10) Or/Pr(5/10) Total C G GP C*G	<Course-VIII> Tw(100/40) Or/Pr(50/20) Total C G GP C*G	RESULT	REMARK	TOTAL MARKS OUT OF 700
01.	ECC801		RF DESIGN		02. ECC802	WIRELESS NETWORKS		05. ECCDL08043	SATELLITE COMMUNICATION			
07.	ILO8021		PROJECT MANAGEMENT		16. ECL801	RF DESIGN LAB		17. ECL802	WIRELESS NETWORKS LAB			
20.	ECLDL08043		SATELLITE COMM. LAB		22. ECL803	PROJECT-II						
-----												
10282755 /SHINDE SIDDHIKA SUNIL SUNITA												
	69	67	64	66	20	19	19	80				
	18	17	16	19	19	16	20	37	P		566	
	87	84	80	85	39	35	39	117				
	4 O 10 40	4 O 10 40	4 O 10 40	3 O 10 30	1 A 9 9	1 B 8 8	1 A 9 9	6 A 9 54	24 230	9.58		
	(DIPLOMA STUDENT)											
	SGPI: SEM-III: 7.69 ; SEM-IV: 8.00 ; SEM-V: 7.59 ; SEM-VI: 8.44 ; SEM-VII: 9.19 ; CGPI: 8.40											
	CREDITS: SEM-III: 26.0 ; SEM-IV: 25.0 ; SEM-V: 27.0 ; SEM-VI: 25.0 ; SEM-VII: 26.0											
	MARKS: SEM-III:503/725; SEM-IV:501/700; SEM-V:511/750; SEM-VI:538/725; SEM-VII:631/800; TOTAL: 3250/4400 (73.86%)											
-----												
10282756 SHUKLA BRIJESH DINESH NALINI												
	70	67	63	68	21	21	22	93				
	18	17	18	18	21	22	22	47	P		608	
	88	84	81	86	42	43	44	140				
	4 O 10 40	4 O 10 40	4 O 10 40	3 O 10 30	1 O 10 10	1 O 10 10	1 O 10 10	6 O 10 60	24 240	10.00		
	SGPI: SEM-I: 8.52 ; SEM-II: 8.54 ; SEM-III: 7.27 ; SEM-IV: 6.40 ; SEM-V: 7.48 ; SEM-VI: 9.48 ; SEM-VII: 9.73 ; CGPI: 8.41											
	CREDITS: SEM-I: 27.0 ; SEM-II: 27.0 ; SEM-III: 26.0 ; SEM-IV: 25.0 ; SEM-V: 27.0 ; SEM-VI: 25.0 ; SEM-VII: 26.0											
	MARKS: SEM-I:567/750; SEM-II:580/750; SEM-III:485/725; SEM-IV:433/700; SEM-V:516/750; SEM-VI:586/725; SEM-VII:668/800; TOTAL: 4443/5900 (75.31%)											
-----												
10282757 /SHUKLA SAKSHI RAVI MEERA												
	68	69	63	75	24	21	23	94				
	16	18	18	19	23	22	22	46	P		621	
	84	87	81	94	47	43	45	140				
	4 O 10 40	4 O 10 40	4 O 10 40	3 O 10 30	1 O 10 10	1 O 10 10	1 O 10 10	6 O 10 60	24 240	10.00		
	SGPI: SEM-I: 7.15 ; SEM-II: 7.00 ; SEM-III: 7.19 ; SEM-IV: 6.80 ; SEM-V: 7.19 ; SEM-VI: 8.68 ; SEM-VII: 9.85 ; CGPI: 7.95											
	CREDITS: SEM-I: 27.0 ; SEM-II: 27.0 ; SEM-III: 26.0 ; SEM-IV: 25.0 ; SEM-V: 27.0 ; SEM-VI: 25.0 ; SEM-VII: 26.0											
	MARKS: SEM-I:512/750; SEM-II:487/750; SEM-III:480/725; SEM-IV:452/700; SEM-V:500/750; SEM-VI:556/725; SEM-VII:670/800; TOTAL: 4278/5900 (72.51%)											
-----												
/- FEMALE, #- 0.229, @- 0.5042/0.5043, *- 0.5045, \$- Carried Forward Grade, -- Dyslexia, A/ABS- Absent, F- Fails, P- Passes												
RR- Reserved, RLE- Reserve for Lower Examination, RPV- Provisional, RCC- 0.5050, ADC- Admission Cancelled												
G:Grade, GP:Grade Point, C:Credits, 腓:Sum of Credit Points, 腓G:Sum of Product of Credits & Grades												
SGPI:Semester Grade Performance Index = 腓G/腓, CGPI:Cumulative Grade Performance Index												
% Marks : 80 and Above 75-79.99 70-74.99 60-69.99 50-59.99 45-49.99 40-44.99 Less Than 40												
Grade / Gr. Pt. : O / 10 A / 9 B / 8 C / 7 D / 6 E / 5 P / 4 F / 0												
-----												

SEAT_NO	NAME	<Course-I> Th(80/32) In(20/08) Total C G GP C*G	<Course-II> Th(80/32) In(20/08) Total C G GP C*G	<Course-III> Th(80/32) In(20/08) Total C G GP C*G	<Course-IV> Th(80/32) In(20/08) Total C G GP C*G	< Course-V > Tw(25/10) Or/Pr(25/10) Total C G GP C*G	<Course-VI > Tw(25/10) Or/Pr(25/10) Total C G GP C*G	<Course-VII> Tw(25/10) Or/Pr(25/10) Total C G GP C*G	<Course-VIII> Tw(100/40) Or/Pr(50/20) Total C G GP C*G	RESULT	REMARK	TOTAL MARKS OUT OF 700
01. ECC801	RF DESIGN				02. ECC802	WIRELESS NETWORKS		05. ECCDL08043	SATELLITE COMMUNICATION			
07. ILO8021	PROJECT MANAGEMENT				16. ECL801	RF DESIGN LAB		17. ECL802	WIRELESS NETWORKS LAB			
20. ECLDL08043	SATELLITE COMM. LAB				22. ECL803	PROJECT-II						
-----												
10282758 /SHUKLA SRISHTI RADHESHYAM RITA												
69	73	68	72	22	20	22	95					
18	18	20	19	21	17	20	42		P		616	
87	91	88	91	43	37	42	137					
4 O 10 40	4 O 10 40	4 O 10 40	3 O 10 30	1 O 10 10	1 B 8 8	1 O 10 10	6 O 10 60		24 238		9.92	
SGPI: SEM-I: 5.93 ; SEM-II: 6.63 ; SEM-III: 5.19 ; SEM-IV: 6.40 ; SEM-V: 6.19 ; SEM-VI: 7.60 ; SEM-VII: 9.73 ; CGPI: 7.16 CREDITS: SEM-I: 27.0 ; SEM-II: 27.0 ; SEM-III: 26.0 ; SEM-IV: 25.0 ; SEM-V: 27.0 ; SEM-VI: 25.0 ; SEM-VII: 26.0 MARKS: SEM-I:421/750; SEM-II:452/750; SEM-III:378/725; SEM-IV:410/700; SEM-V:440/750; SEM-VI:496/725; SEM-VII:677/800; TOTAL: 3890/5900 (65.93%)												
-----												
10282759 /VANJARA VIDHI DIPESH BHAVINI												
69	71	62	72	21	20	21	84					
18	18	18	18	21	22	20	42		P		597	
87	89	80	90	42	42	41	126					
4 O 10 40	4 O 10 40	4 O 10 40	3 O 10 30	1 O 10 10	1 O 10 10	1 O 10 10	6 O 10 60		24 240		10.00	
(DIPLOMA STUDENT) SGPI: SEM-III: 6.77 ; SEM-IV: 8.40 ; SEM-V: 8.52 ; SEM-VI: 8.92 ; SEM-VII: 9.58 ; CGPI: 8.68 CREDITS: SEM-III: 26.0 ; SEM-IV: 25.0 ; SEM-V: 27.0 ; SEM-VI: 25.0 ; SEM-VII: 26.0 MARKS: SEM-III:461/725; SEM-IV:511/700; SEM-V:563/750; SEM-VI:563/725; SEM-VII:661/800; TOTAL: 3356/4400 (76.27%)												
-----												
01. ECC801	RF DESIGN				02. ECC802	WIRELESS NETWORKS		05. ECCDL08043	SATELLITE COMMUNICATION			
11. ILO8025	PROFESSIONAL ETHICS & CSR				16. ECL801	RF DESIGN LAB		17. ECL802	WIRELESS NETWORKS LAB			
20. ECLDL08043	SATELLITE COMM. LAB				22. ECL803	PROJECT-II						
-----												
10282760 /DESHPANDE RIDDHI AKSHAY RENUKA												
70	71	61	64	19	20	19	82					
18	17	18	18	19	20	20	40		P		576	
88	88	79	82	38	40	39	122					
4 O 10 40	4 O 10 40	4 A 9 36	3 O 10 30	1 A 9 9	1 O 10 10	1 A 9 9	6 O 10 60		24 234		9.75	
SGPI: SEM-I: 6.30 ; SEM-II: 6.69 ; SEM-III: 6.27 ; SEM-IV: 6.20 ; SEM-V: 8.00 ; SEM-VI: 8.60 ; SEM-VII: 9.04 ; CGPI: 7.58 CREDITS: SEM-I: 27.0 ; SEM-II: 27.0 ; SEM-III: 26.0 ; SEM-IV: 25.0 ; SEM-V: 27.0 ; SEM-VI: 25.0 ; SEM-VII: 26.0 MARKS: SEM-I:463/750; SEM-II:463/750; SEM-III:438/725; SEM-IV:419/700; SEM-V:539/750; SEM-VI:554/725; SEM-VII:626/800; TOTAL: 4078/5900 (69.12%)												
-----												
/- FEMALE, #- 0.229, @- 0.5042/0.5043, *- 0.5045, \$- Carried Forward Grade, ~- Dyslexia, A/ABS- Absent, F- Fails, P- Passes RR- Reserved, RLE- Reserve for Lower Examination, RPV- Provisional, RCC- 0.5050, ADC- Admission Cancelled G:Grade, GP:Grade Point, C:Credits, 腓:Sum of Credit Points, 腓G:Sum of Product of Credits & Grades SGPI:Semester Grade Performance Index = 腓G/腓, CGPI:Cumulative Grade Performance Index % Marks : 80 and Above 75-79.99 70-74.99 60-69.99 50-59.99 45-49.99 40-44.99 Less Than 40 Grade / Gr. Pt. : O / 10 A / 9 B / 8 C / 7 D / 6 E / 5 P / 4 F / 0												

SEAT_NO	NAME	<Course-I> Th(80/32) In(20/08) Total C G GP C*G	<Course-II> Th(80/32) In(20/08) Total C G GP C*G	<Course-III> Th(80/32) In(20/08) Total C G GP C*G	<Course-IV> Th(80/32) In(20/08) Total C G GP C*G	< Course-V > Tw(25/10) Or/Pr(25/10) Total C G GP C*G	<Course-VI > Tw(25/10) Or/Pr(25/10) Total C G GP C*G	<Course-VII> Tw(25/10) Or/Pr(25/10) Total C G GP C*G	<Course-VIII> Tw(100/40) Or/Pr(50/20) Total C G GP C*G	RESULT	REMARK	TOTAL MARKS OUT OF 700
										排	排G	SGPI
01.	ECC801		RF DESIGN		02. ECC802	WIRELESS NETWORKS		05. ECCDL08043	SATELLITE COMMUNICATION			
15.	ILO8029		ENVIRONMENTAL MANAGEMENT		16. ECL801	RF DESIGN LAB		17. ECL802	WIRELESS NETWORKS LAB			
20.	ECLDL08043		SATELLITE COMM. LAB		22. ECL803	PROJECT-II						
-----												
10282761 /ABUJ SHARDA BALIRAM SUNITA												
	62	65	64	69	19	16	19	76				
	16	15	17	15	17	16	18	35	P		539	
	78	80	81	84	36	32	37	111				
4 A	9 36	4 O 10 40	4 O 10 40	3 O 10 30	1 B 8 8	1 C 7 7	1 B 8 8	6 B 8 48	24 217	9.04		
(DIPLOMA STUDENT)												
SGPI: SEM-III: 4.92 ; SEM-IV: 4.89 ; SEM-V: 5.19 ; SEM-VI: 4.84 ; SEM-VII: 7.92 ; CGPI: 6.08												
CREDITS: SEM-III: 26.0 ; SEM-IV: 28.0 ; SEM-V: 27.0 ; SEM-VI: 25.0 ; SEM-VII: 26.0												
MARKS: SEM-III:349/725; SEM-IV:384/800; SEM-V:388/750; SEM-VI:364/725; SEM-VII:534/800; TOTAL: 2558/4500 (56.84%)												
-----												
10282762 /BHALALA YUNIKA ASHOKBHAI KAILASBEN												
	63	67	65	71	16	15	17	75				
	15	15	18	16	17	17	16	37	P		540	
	78	82	83	87	33	32	33	112				
4 A	9 36	4 O 10 40	4 O 10 40	3 O 10 30	1 C 7 7	1 C 7 7	1 C 7 7	6 B 8 48	24 215	8.96		
SGPI: SEM-I: 5.33 ; SEM-II: 5.39 ; SEM-III: 5.38 ; SEM-IV: 5.04 ; SEM-V: 7.41 ; SEM-VI: 6.64 ; SEM-VII: 9.00 ; CGPI: 6.62												
CREDITS: SEM-I: 27.0 ; SEM-II: 27.0 ; SEM-III: 26.0 ; SEM-IV: 25.0 ; SEM-V: 27.0 ; SEM-VI: 25.0 ; SEM-VII: 26.0												
MARKS: SEM-I:390/750; SEM-II:391/750; SEM-III:392/725; SEM-IV:355/700; SEM-V:488/750; SEM-VI:458/725; SEM-VII:620/800; TOTAL: 3634/5900 (61.59%)												
-----												
10282763 DANGE PRADIP BALU SWATI												
	56	62	61	64	15	14	15	82				
	14	16	14	14	15	16	17	38	P		513	
	70	78	75	78	30	30	32	120				
4 B	8 32	4 A 9 36	4 A 9 36	3 A 9 27	1 C 7 7	1 C 7 7	1 C 7 7	6 O 10 60	24 212	8.83		
SGPI: SEM-I: 5.46 ; SEM-II: 5.91 ; SEM-III: 4.96 ; SEM-IV: 5.00 ; SEM-V: 6.33 ; SEM-VI: 7.00 ; SEM-VII: 8.46 ; CGPI: 6.47												
CREDITS: SEM-I: 27.0 ; SEM-II: 27.0 ; SEM-III: 26.0 ; SEM-IV: 25.0 ; SEM-V: 27.0 ; SEM-VI: 25.0 ; SEM-VII: 26.0												
MARKS: SEM-I:394/750; SEM-II:422/750; SEM-III:368/725; SEM-IV:346/700; SEM-V:445/750; SEM-VI:468/725; SEM-VII:578/800; TOTAL: 3534/5900 (59.90%)												
-----												
/- FEMALE, #- 0.229, @- 0.5042/0.5043, *- 0.5045, \$- Carried Forward Grade, ~- Dyslexia, A/ABS- Absent, F- Fails, P- Passes												
RR- Reserved, RLE- Reserve for Lower Examination, RPV- Provisional, RCC- 0.5050, ADC- Admission Cancelled												
G:Grade, GP:Grade Point, C:Credits, 排:Sum of Credit Points, 排G:Sum of Product of Credits & Grades												
SGPI:Semester Grade Performance Index = 排G/排, CGPI:Cumulative Grade Performance Index												
% Marks : 80 and Above 75-79.99 70-74.99 60-69.99 50-59.99 45-49.99 40-44.99 Less Than 40												
Grade / Gr. Pt. : O / 10 A / 9 B / 8 C / 7 D / 6 E / 5 P / 4 F / 0												
-----												

SEAT_NO	NAME	<Course-I> Th(80/32) In(20/08) Total C G GP C*G	<Course-II> Th(80/32) In(20/08) Total C G GP C*G	<Course-III> Th(80/32) In(20/08) Total C G GP C*G	<Course-IV> Th(80/32) In(20/08) Total C G GP C*G	< Course-V > Tw(25/10) Or/Pr(25/10) Total C G GP C*G	<Course-VI > Tw(25/10) Or/Pr(25/10) Total C G GP C*G	<Course-VII> Tw(25/10) Or/Pr(25/10) Total C G GP C*G	<Course-VIII> Tw(100/40) Or/Pr(50/20) Total C G GP C*G	RESULT	REMARK	TOTAL MARKS OUT OF 700						
										腩 腩G	SGPI							
01. ECC801	RF DESIGN																	
15. ILO8029	ENVIRONMENTAL MANAGEMENT																	
20. ECLDLO8043	SATELLITE COMM. LAB																	
02. ECC802	WIRELESS NETWORKS																	
16. ECL801	RF DESIGN LAB																	
17. ECL802	WIRELESS NETWORKS LAB																	
22. ECL803	PROJECT-II																	
-----																		
10282764 /MEHER TRUPTI BHARAT SUNITA																		
63	60	63	70	19	18	20	79											
16	17	17	16	18	20	20	37			P		553						
79	77	80	86	37	38	40	116											
4 A	9 36	4 A	9 36	4 O	10 40	3 O	10 30	1 B	8 8	1 A	9 9	1 O	10 10	6 A	9 54	24	223	9.29
SGPI: SEM-I: 5.87 ; SEM-II: 5.67 ; SEM-III: 6.00 ; SEM-IV: 5.68 ; SEM-V: 6.30 ; SEM-VI: 7.96 ; SEM-VII: 9.62 ; CGPI: 7.01																		
CREDITS: SEM-I: 27.0 ; SEM-II: 27.0 ; SEM-III: 26.0 ; SEM-IV: 25.0 ; SEM-V: 27.0 ; SEM-VI: 25.0 ; SEM-VII: 26.0																		
MARKS: SEM-I:423/750; SEM-II:412/750; SEM-III:411/725; SEM-IV:382/700; SEM-V:445/750; SEM-VI:517/725; SEM-VII:648/800; TOTAL: 3791/5900 (64.25%)																		
-----																		
10282765 MEHTA YASH GIRISH ANITA																		
69	71	62	70	21	18	21	92											
18	18	18	17	20	19	21	47			P		602						
87	89	80	87	41	37	42	139											
4 O	10 40	4 O	10 40	4 O	10 40	3 O	10 30	1 O	10 10	1 B	8 8	1 O	10 10	6 O	10 60	24	238	9.92
SGPI: SEM-I: 8.63 ; SEM-II: 8.41 ; SEM-III: 8.81 ; SEM-IV: 8.72 ; SEM-V: 8.41 ; SEM-VI: 9.16 ; SEM-VII:10.00 ; CGPI: 8.99																		
CREDITS: SEM-I: 27.0 ; SEM-II: 27.0 ; SEM-III: 26.0 ; SEM-IV: 25.0 ; SEM-V: 27.0 ; SEM-VI: 25.0 ; SEM-VII: 26.0																		
MARKS: SEM-I:594/750; SEM-II:557/750; SEM-III:558/725; SEM-IV:547/700; SEM-V:552/750; SEM-VI:571/725; SEM-VII:674/800; TOTAL: 4655/5900 (78.90%)																		
-----																		
10282766 /PAWAR SWAPNALI SUNIL SUSHANTI																		
60	66	60	70	17	18	19	82											
18	17	16	16	16	17	20	42			P		554						
78	83	76	86	33	35	39	124											
4 A	9 36	4 O	10 40	4 A	9 36	3 O	10 30	1 C	7 7	1 B	8 8	1 A	9 9	6 O	10 60	24	226	9.42
SGPI: SEM-I: 5.96 ; SEM-II: 5.65 ; SEM-III: 5.65 ; SEM-IV: 5.24 ; SEM-V: 5.70 ; SEM-VI: 8.00 ; SEM-VII: 9.50 ; CGPI: 6.85																		
CREDITS: SEM-I: 27.0 ; SEM-II: 27.0 ; SEM-III: 26.0 ; SEM-IV: 25.0 ; SEM-V: 27.0 ; SEM-VI: 25.0 ; SEM-VII: 26.0																		
MARKS: SEM-I:438/750; SEM-II:414/750; SEM-III:403/725; SEM-IV:367/700; SEM-V:417/750; SEM-VI:525/725; SEM-VII:634/800; TOTAL: 3752/5900 (63.59%)																		
-----																		
/- FEMALE, #- 0.229, @- 0.5042/0.5043, *- 0.5045, \$- Carried Forward Grade, -- Dyslexia, A/ABS- Absent, F- Fails, P- Passes																		
RR- Reserved, RLE- Reserve for Lower Examination, RPV- Provisional, RCC- 0.5050, ADC- Admission Cancelled																		
G:Grade, GP:Grade Point, C:Credits, 腩:Sum of Credit Points, 腩G:Sum of Product of Credits & Grades																		
SGPI:Semester Grade Performance Index = 腩G/腩, CGPI:Cumulative Grade Performance Index																		
% Marks : 80 and Above 75-79.99 70-74.99 60-69.99 50-59.99 45-49.99 40-44.99 Less Than 40																		
Grade / Gr. Pt. : O / 10 A / 9 B / 8 C / 7 D / 6 E / 5 P / 4 F / 0																		
-----																		



SEAT_NO	NAME	<Course-I> Th(80/32) In(20/08) Total C G GP C*G	<Course-II> Th(80/32) In(20/08) Total C G GP C*G	<Course-III> Th(80/32) In(20/08) Total C G GP C*G	<Course-IV> Th(80/32) In(20/08) Total C G GP C*G	<Course-V> Tw(25/10) Or/Pr(25/10) Total C G GP C*G	<Course-VI> Tw(25/10) Or/Pr(25/10) Total C G GP C*G	<Course-VII> Tw(25/10) Or/Pr(25/10) Total C G GP C*G	<Course-VIII> Tw(100/40) Or/Pr(50/20) Total C G GP C*G	RESULT	REMARK	TOTAL MARKS OUT OF 700
01.	ECC801		RF DESIGN		02. ECC802	WIRELESS NETWORKS		05. ECCDL08043	SATELLITE COMMUNICATION			
15.	ILO8029		ENVIRONMENTAL MANAGEMENT		16. ECL801	RF DESIGN LAB		17. ECL802	WIRELESS NETWORKS LAB			
20.	ECLDL08043		SATELLITE COMM. LAB		22. ECL803	PROJECT-II						
-----												
10282767 /PAWAR SWARALI BHARAT KIRTI												
69	64	58	68	22	20	21	82					
18	17	18	17	22	19	21	43		P		579	
87	81	76	85	44	39	42	125					
4 O 10 40	4 O 10 40	4 A 9 36	3 O 10 30	1 O 10 10	1 A 9 9	1 O 10 10	6 O 10 60		24 235		9.79	
SGPI: SEM-I: 6.78 ; SEM-II: 6.48 ; SEM-III: 5.62 ; SEM-IV: 6.00 ; SEM-V: 7.33 ; SEM-VI: 8.20 ; SEM-VII: 9.42 ; CGPI: 7.42												
CREDITS: SEM-I: 27.0 ; SEM-II: 27.0 ; SEM-III: 26.0 ; SEM-IV: 25.0 ; SEM-V: 27.0 ; SEM-VI: 25.0 ; SEM-VII: 26.0												
MARKS: SEM-I:471/750; SEM-II:467/750; SEM-III:400/725; SEM-IV:403/700; SEM-V:498/750; SEM-VI:539/725; SEM-VII:648/800; TOTAL: 4005/5900 (67.88%)												
-----												
10282768 UGALMUGALE PAWAN KALU VIJAYA												
65	65	65	71	18	17	18	83					
17	17	15	15	16	13	19	39		P		553	
82	82	80	86	34	30	37	122					
4 O 10 40	4 O 10 40	4 O 10 40	3 O 10 30	1 C 7 7	1 C 7 7	1 B 8 8	6 O 10 60		24 232		9.67	
SGPI: SEM-I: 5.39 ; SEM-II: 6.00 ; SEM-III: 5.85 ; SEM-IV: 6.08 ; SEM-V: 5.37 ; SEM-VI: 6.00 ; SEM-VII: 9.35 ; CGPI: 6.68 @0.07												
CREDITS: SEM-I: 27.0 ; SEM-II: 27.0 ; SEM-III: 26.0 ; SEM-IV: 25.0 ; SEM-V: 27.0 ; SEM-VI: 25.0 ; SEM-VII: 26.0												
MARKS: SEM-I:395/750; SEM-II:416/750; SEM-III:400/725; SEM-IV:392/700; SEM-V:388/750; SEM-VI:407/725; SEM-VII:619/800; TOTAL: 3570/5900 (60.51%)												
-----												
/- FEMALE, #- 0.229, @- 0.5042/0.5043, *- 0.5045, \$- Carried Forward Grade, ~- Dyslexia, A/ABS- Absent, F- Fails, P- Passes												
RR- Reserved, RLE- Reserve for Lower Examination, RPV- Provisional, RCC- 0.5050, ADC- Admission Cancelled												
G:Grade, GP:Grade Point, C:Credits, 腩腩:Sum of Credit Points, 腩腩G:Sum of Product of Credits & Grades												
SGPI:Semester Grade Performance Index = 腩腩G/腩腩, CGPI:Cumulative Grade Performance Index												
% Marks : 80 and Above 75-79.99 70-74.99 60-69.99 50-59.99 45-49.99 40-44.99 Less Than 40												
Grade / Gr. Pt. : O / 10 A / 9 B / 8 C / 7 D / 6 E / 5 P / 4 F / 0												

  
 Dr. Vikas Gupta

(HoD, EXTC)  
HEAD

Dept of Electronics and  
 Telecommunication Engg.,  
 Vidya Vardhini's College of  
 Engineering & Technology  
 Vasai Road 401202,



Date: 29/07/2021

**VIDYAVARDHINI'S COLLEGE OF ENGG. & TECH. VASAI ROAD****Result of B.E /Computer Engineering /Semester VIII(CBCGS) May-June-2021**

	VCET	University
Number of Candidates Registered	71	Percentage record not received from University
Admitted	71	
Absent	Nil	
Appeared	71	
Pass	70	
RLE	01	
Fail	Nil	
PPR	Nil	
Pass Percentage	100	

**BREAK UP OF SUCCESSFUL CANDIDATES**

DISTINCTION	49
I Class	19
II Class	02
Pass	Nil
Pass (RLE)	01

**Meritorious students**

Sr. No.	Seat No.	Name	VCET Rank	CGPI	VCET pass%
1	7283458	/Gupte Tapasya Kishor Pratim	1 <sup>st</sup>	9.34	82.97
2	7283453	Yadav Amit Shivprakash Malti	2 <sup>nd</sup>	9.33	82.07
3	7283450	/Vartak Jui Dilip Vijaya	3 <sup>rd</sup>	9.25	82.67
4	7283432	Poliwal Mihir Chandrakant Roopa	4 <sup>th</sup>	9.21	81.90
5	7283410	/D'mello Mellisa Mathew Philomena	5 <sup>th</sup>	9.19	82.05
6	7283414	Gupta Divyanshu Ajay Shobha	6 <sup>th</sup>	9.18	81.17
7	7283443	Shah Keval Nilesh Nipa	7 <sup>th</sup>	9.14	80.45
8	7283431	Pedamkar Omkar Manohar Mamta	8 <sup>th</sup>	9.12	79.95
	7283452	Yadav Aditya Udayraj Sushila	8 <sup>th</sup>	9.12	81.57
9	7383449	/Vartak Jai Dilip Vijaya	9 <sup>th</sup>	9.08	81.05
10	7283459	Hariyan Ganesh Shivnath Sayali	10 <sup>th</sup>	9.05	79.57

*V. V. P. P. P.*  
Exam. Section



SEAT_NO	NAME	<Course-I>	<Course-II>	<Course-III>	<Course-IV>	<Course-V>	<Course-VI>	<Course-VII>	<Course-VIII>	<Course-IX>	TOTAL MARKS	RESULT	REMARK	OUT OF 750	
		Th(80/32)	Th(80/32)	Th(80/32)	Th(80/32)	Tw(25/10)	Tw(25/10)	Tw(50/20)	Tw(50/20)	Tw(50/20)					
		In(20/08)	In(20/08)	In(20/08)	In(20/08)	Or(25/10)	Or(25/10)	Or/Pr(25/10)	Or/Pr(25/10)	Or/Pr(50/20)					
		Total	Total	Total	Total	Total	Total	Total	Total	Total					
		C G GP C*G	C G GP C*G	C G GP C*G	C G GP C*G	C G GP C*G	C G GP C*G	C G GP C*G	C G GP C*G	C G GP C*G			ãC	ãCG	SGPI

01. CSC801	HUMAN MACHINE INTERACTION	02. CSC802	DISTRIBUTED COMPUTING	03. CSDL08011	HIGH PERFORMANCE COMP.
06. ILO8021	PROJECT MANAGEMENT	15. CSL801	HUMAN MACHINE INTER. LAB	16. CSL802	DISTRIBUTED COMPUTING LAB
17. CSL803	CLOUD COMPUTING LAB.	18. CSL804	COMPUTATIONAL LAB-II	19. CSP805	MAJOR PROJECT-II

7283405 AGAWANE OMKAR PRADEEP VAISHALI

73	68	71	73	21	20	44	44	44												
19	17	16	15	22	21	22	23	45	P						658					
92	85	87	88	43	41	66	67	89												
4 O	10 40	4 O	10 40	4 O	10 40	3 O	10 30	1 O	10 10	1 O	10 10	2 O	10 20	1 O	10 10	6 O	10 60	26	260	10.00

(DIPLOMA STUDENT) SGPI: SEM-III: 5.35 ; SEM-IV: 5.96 ; SEM-V: 6.93 ; SEM-VI: 8.31 ; SEM-VII: 9.31 ; CGPI: 7.63  
 CREDITS: SEM-III: 26 ; SEM-IV: 27 ; SEM-V: 27 ; SEM-VI: 26 ; SEM-VII: 26  
 MARKS: SEM-III:398/750; SEM-IV:426/750; SEM-V:487/750; SEM-VI:563/750; SEM-VII:607/750; TOTAL: 3139/4500 (69.76%)

7283406 /AJGAONKAR SAIHITA SANDEEP SADHANA

75	72	72	75	23	21	43	44	42												
19	18	18	18	23	22	21	23	43	P						672					
94	90	90	93	46	43	64	67	85												
4 O	10 40	4 O	10 40	4 O	10 40	3 O	10 30	1 O	10 10	1 O	10 10	2 O	10 20	1 O	10 10	6 O	10 60	26	260	10.00

SGPI: SEM-I: 5.78 ; SEM-II: 6.17 ; SEM-III: 5.96 ; SEM-IV: 5.22 ; SEM-V: 7.56 ; SEM-VI: 8.46 ; SEM-VII: 9.54 ; CGPI: 7.31  
 CREDITS: SEM-I: 27 ; SEM-II: 27 ; SEM-III: 26 ; SEM-IV: 27 ; SEM-V: 27 ; SEM-VI: 26 ; SEM-VII: 26  
 MARKS: SEM-I:425/750; SEM-II:447/750; SEM-III:432/750; SEM-IV:393/750; SEM-V:509/750; SEM-VI:552/750; SEM-VII:617/750; TOTAL: 4047/6000 (67.45%)

7283407 /BUDHE SONALI PRAMOD PRIYANKA

73	74	70	75	22	20	44	42	42												
20	17	18	19	21	20	20	21	41	P						659					
93	91	88	94	43	40	64	63	83												
4 O	10 40	4 O	10 40	4 O	10 40	3 O	10 30	1 O	10 10	1 O	10 10	2 O	10 20	1 O	10 10	6 O	10 60	26	260	10.00

(DIPLOMA STUDENT) SGPI: SEM-III: 5.15 ; SEM-IV: 5.48 ; SEM-V: 7.00 ; SEM-VI: 7.69 ; SEM-VII: 8.96 ; CGPI: 7.37  
 CREDITS: SEM-III: 26 ; SEM-IV: 27 ; SEM-V: 27 ; SEM-VI: 26 ; SEM-VII: 26  
 MARKS: SEM-III:401/750; SEM-IV:414/750; SEM-V:479/750; SEM-VI:520/750; SEM-VII:578/750; TOTAL: 3051/4500 (67.80%)

/- FEMALE, #- 0.229, @- 0.5042/0.5043, \*- 0.5045, \$- Carried Forward Grade, ~- Dyslexia, A/ABS- Absent, F- Fails, P- Passes  
 RR- Reserved, RLE- Reserve for Lower Examination, RPV- Provisional, RCC- 0.5050, ADC- Admission Cancelled  
 G:Grade, GP:Grade Point, C:Credits, ãC:Sum of Credit Points, ãCG:Sum of Product of Credits & Grades  
 SGPI:Semester Grade Performance Index = ãCG/ãC, CGPI:Cumulative Grade Performance Index  
 % Marks : 80 and Above 75-79.99 70-74.99 60-69.99 50-59.99 45-49.99 40-44.99 Less Than 40  
 Grade / Gr. Pt. : O / 10 A / 9 B / 8 C / 7 D / 6 E / 5 F / 4 F / 0

SEAT_NO	NAME	<Course-I>	<Course-II>	<Course-III>	<Course-IV>	<Course-V>	<Course-VI>	<Course-VII>	<Course-VIII>	<Course-IX>	TOTAL MARKS	OUT OF 750
		Th(80/32)	Th(80/32)	Th(80/32)	Th(80/32)	Tw(25/10)	Tw(25/10)	Tw(50/20)	Tw(50/20)	Tw(50/20)		
		In(20/08)	In(20/08)	In(20/08)	In(20/08)	Or(25/10)	Or(25/10)	Or/Pr(25/10)	Or/Pr(25/10)	Or/Pr(50/20)	RESULT	REMARK
		Total	Total	Total	Total	Total	Total	Total	Total	Total	ac	acG
		C G GP C*G	C G GP C*G	C G GP C*G	C G GP C*G	C G GP C*G	C G GP C*G	C G GP C*G	C G GP C*G	C G GP C*G		SGPI

01. CSC801	HUMAN MACHINE INTERACTION	02. CSC802	DISTRIBUTED COMPUTING	03. CSDL08011	HIGH PERFORMANCE COMP.
06. ILO8021	PROJECT MANAGEMENT	15. CSL801	HUMAN MACHINE INTER. LAB	16. CSL802	DISTRIBUTED COMPUTING LAB
17. CSL803	CLOUD COMPUTING LAB.	18. CSL804	COMPUTATIONAL LAB-II	19. CSP805	MAJOR PROJECT-II

7283408 CHAUDHARY NACHIKET GANGADHAR GITANJALI

75	72	68	73	23	21	45	45	45				
18	15	18	19	22	22	23	22	46	P			672
93	87	86	92	45	43	68	67	91				
4 O 10 40	4 O 10 40	4 O 10 40	3 O 10 30	1 O 10 10	1 O 10 10	2 O 10 20	1 O 10 10	6 O 10 60	26	260	10.00	
SGPI: SEM-I: 8.30 ; SEM-II: 8.81 ; SEM-III: 7.54 ; SEM-IV: 7.26 ; SEM-V: 8.22 ; SEM-VI: 9.69 ; SEM-VII: 9.38 ; CGPI: 8.64												
CREDITS: SEM-I: 27 ; SEM-II: 27 ; SEM-III: 26 ; SEM-IV: 27 ; SEM-V: 27 ; SEM-VI: 26 ; SEM-VII: 26												
MARKS: SEM-I:559/750; SEM-II:573/750; SEM-III:528/750; SEM-IV:502/750; SEM-V:560/750; SEM-VI:617/750; SEM-VII:620/750; TOTAL: 4631/6000 (77.18%)												

7283409 CHAURE KARAN KUMAR KRUTIKA

71	67	66	62	22	22	43	44	42				
19	15	18	16	21	20	20	22	42	P			632
90	82	84	78	43	42	63	66	84				
4 O 10 40	4 O 10 40	4 O 10 40	3 A 9 27	1 O 10 10	1 O 10 10	2 O 10 20	1 O 10 10	6 O 10 60	26	257	9.88	
SGPI: SEM-I: 6.19 ; SEM-II: 6.41 ; SEM-III: 6.35 ; SEM-IV: 5.89 ; SEM-V: 6.41 ; SEM-VI: 7.19 ; SEM-VII: 8.73 ; CGPI: 7.11												
CREDITS: SEM-I: 27 ; SEM-II: 27 ; SEM-III: 26 ; SEM-IV: 27 ; SEM-V: 27 ; SEM-VI: 26 ; SEM-VII: 26												
MARKS: SEM-I:446/750; SEM-II:445/750; SEM-III:456/750; SEM-IV:414/750; SEM-V:453/750; SEM-VI:486/750; SEM-VII:578/750; TOTAL: 3910/6000 (65.17%)												

7283410 /D'MELLO MELLISA MATHEW PHILOMENA

75	74	70	70	23	22	44	46	45				
20	18	19	19	22	20	20	22	44	P			673
95	92	89	89	45	42	64	68	89				
4 O 10 40	4 O 10 40	4 O 10 40	3 O 10 30	1 O 10 10	1 O 10 10	2 O 10 20	1 O 10 10	6 O 10 60	26	260	10.00	
SGPI: SEM-I: 8.19 ; SEM-II: 8.67 ; SEM-III: 8.62 ; SEM-IV: 9.56 ; SEM-V: 9.11 ; SEM-VI: 9.85 ; SEM-VII: 9.54 ; CGPI: 9.19												
CREDITS: SEM-I: 27 ; SEM-II: 27 ; SEM-III: 26 ; SEM-IV: 27 ; SEM-V: 27 ; SEM-VI: 26 ; SEM-VII: 26												
MARKS: SEM-I:569/750; SEM-II:577/750; SEM-III:601/750; SEM-IV:638/750; SEM-V:603/750; SEM-VI:644/750; SEM-VII:618/750; TOTAL: 4923/6000 (82.05%)												

/- FEMALE, #- 0.229, @- 0.5042/0.5043, \*- 0.5045, \$- Carried Forward Grade, ~- Dyslexia, A/ABS- Absent, F- Fails, P- Passes  
 RR- Reserved, RLE- Reserve for Lower Examination, RPV- Provisional, RCC- 0.5050, ADC- Admission Cancelled  
 G:Grade, GP:Grade Point, C:Credits, ac:Sum of Credit Points, acG:Sum of Product of Credits & Grades  
 SGPI:Semester Grade Performance Index = acG/ac, CGPI:Cumulative Grade Performance Index  
 % Marks : 80 and Above 75-79.99 70-74.99 60-69.99 50-59.99 45-49.99 40-44.99 Less Than 40  
 Grade / Gr. Pt. : O / 10 A / 9 B / 8 C / 7 D / 6 E / 5 F / 4 F / 0

SEAT_NO	NAME	<Course-I>	<Course-II>	<Course-III>	<Course-IV>	<Course-V>	<Course-VI>	<Course-VII>	<Course-VIII>	<Course-IX>	TOTAL MARKS	OUT OF 750	
Th(80/32)	Th(80/32)	Th(80/32)	Th(80/32)	Tw(25/10)	Tw(25/10)	Tw(50/20)	Tw(50/20)	Tw(50/20)	Tw(50/20)	Tw(50/20)	RESULT	REMARK	
In(20/08)	In(20/08)	In(20/08)	In(20/08)	Or(25/10)	Or(25/10)	Or/Pr(25/10)	Or/Pr(25/10)	Or/Pr(25/10)	Or/Pr(25/10)	Or/Pr(25/10)	REMARK	SGPI	
Total	Total	Total	Total	Total	Total	Total	Total	Total	Total	Total	ac	acG	SGPI
C G GP C*G	C G GP C*G	C G GP C*G	C G GP C*G	C G GP C*G	C G GP C*G	C G GP C*G	C G GP C*G	C G GP C*G	C G GP C*G	C G GP C*G	ac	acG	SGPI
01. CSC801	HUMAN MACHINE INTERACTION	02. CSC802	DISTRIBUTED COMPUTING	03. CSDL08011	HIGH PERFORMANCE COMP.								
06. ILO8021	PROJECT MANAGEMENT	15. CSL801	HUMAN MACHINE INTER. LAB	16. CSL802	DISTRIBUTED COMPUTING LAB								
17. CSL803	CLOUD COMPUTING LAB.	18. CSL804	COMPUTATIONAL LAB-II	19. CSP805	MAJOR PROJECT-II								
7283411	DESHPANDE ATHARVA ASHUTOSH ASHWINI												
73	71	64	70	22	22	45	46	45					
19	16	17	17	24	22	20	24	46	P			663	
92	87	81	87	46	44	65	70	91					
4 O 10 40	4 O 10 40	4 O 10 40	3 O 10 30	1 O 10 10	1 O 10 10	2 O 10 20	1 O 10 10	6 O 10 60	26	260	10.00		
SGPI: SEM-I: 8.04 ; SEM-II: 7.11 ; SEM-III: 7.27 ; SEM-IV: 7.78 ; SEM-V: 7.96 ; SEM-VI: 9.23 ; SEM-VII: 9.08 ; CGPI: 8.30													
CREDITS: SEM-I: 27 ; SEM-II: 27 ; SEM-III: 26 ; SEM-IV: 27 ; SEM-V: 27 ; SEM-VI: 26 ; SEM-VII: 26													
MARKS: SEM-I:569/750; SEM-II:504/750; SEM-III:517/750; SEM-IV:529/750; SEM-V:545/750; SEM-VI:594/750; SEM-VII:599/750; TOTAL: 4520/6000 (75.33%)													
7283412	/GHODAKE KAJAL SUNIL RAJANI												
74	72	69	72	23	20	44	46	45					
18	17	18	17	22	21	20	22	44	P			664	
92	89	87	89	45	41	64	68	89					
4 O 10 40	4 O 10 40	4 O 10 40	3 O 10 30	1 O 10 10	1 O 10 10	2 O 10 20	1 O 10 10	6 O 10 60	26	260	10.00		
SGPI: SEM-I: 7.96 ; SEM-II: 7.15 ; SEM-III: 8.77 ; SEM-IV: 9.37 ; SEM-V: 8.63 ; SEM-VI: 9.50 ; SEM-VII: 9.27 ; CGPI: 8.82													
CREDITS: SEM-I: 27 ; SEM-II: 27 ; SEM-III: 26 ; SEM-IV: 27 ; SEM-V: 27 ; SEM-VI: 26 ; SEM-VII: 26													
MARKS: SEM-I:545/750; SEM-II:501/750; SEM-III:579/750; SEM-IV:608/750; SEM-V:572/750; SEM-VI:626/750; SEM-VII:592/750; TOTAL: 4687/6000 (78.12%)													
7283413	/GOSAVI MAYURI SANJU SUSHAMA												
73	67	69	73	22	20	42	45	43					
20	18	18	17	22	20	20	22	42	P			653	
93	85	87	90	44	40	62	67	85					
4 O 10 40	4 O 10 40	4 O 10 40	3 O 10 30	1 O 10 10	1 O 10 10	2 O 10 20	1 O 10 10	6 O 10 60	26	260	10.00		
(DIPLOMA STUDENT) SGPI: SEM-III: 5.38 ; SEM-IV: 6.63 ; SEM-V: 7.67 ; SEM-VI: 8.23 ; SEM-VII: 9.62 ; CGPI: 7.91													
CREDITS: SEM-III: 26 ; SEM-IV: 27 ; SEM-V: 27 ; SEM-VI: 26 ; SEM-VII: 26													
MARKS: SEM-III:420/750; SEM-IV:469/750; SEM-V:519/750; SEM-VI:556/750; SEM-VII:608/750; TOTAL: 3225/4500 (71.67%)													
/- FEMALE, #- 0.229, @- 0.5042/0.5043, *- 0.5045, \$- Carried Forward Grade, ~- Dyslexia, A/ABS- Absent, F- Fails, P- Passes													
RR- Reserved, RLE- Reserve for Lower Examination, RPV- Provisional, RCC- 0.5050, ADC- Admission Cancelled													
G:Grade, GP:Grade Point, C:Credits, ac:Sum of Credit Points, acG:Sum of Product of Credits & Grades													
SGPI:Semester Grade Performance Index = acG/ac, CGPI:Cumulative Grade Performance Index													
% Marks : 80 and Above 75-79.99 70-74.99 60-69.99 50-59.99 45-49.99 40-44.99 Less Than 40													
Grade / Gr. Pt. : O / 10 A / 9 B / 8 C / 7 D / 6 E / 5 F / 4 F / 0													

SEAT_NO	NAME	<Course-I>	<Course-II>	<Course-III>	<Course-IV>	<Course-V>	<Course-VI>	<Course-VII>	<Course-VIII>	<Course-IX>	RESULT	REMARK	TOTAL MARKS
Th(80/32)	Th(80/32)	Th(80/32)	Th(80/32)	Tw(25/10)	Tw(25/10)	Tw(50/20)	Tw(50/20)	Tw(50/20)	Tw(50/20)	Tw(50/20)			OUT OF 750
In(20/08)	In(20/08)	In(20/08)	In(20/08)	Or(25/10)	Or(25/10)	Or/Pr(25/10)	Or/Pr(25/10)	Or/Pr(25/10)	Or/Pr(25/10)	Or/Pr(25/10)			
Total	Total	Total	Total	Total	Total	Total	Total	Total	Total	Total			
C G GP C*G	C G GP C*G	C G GP C*G	C G GP C*G	C G GP C*G	C G GP C*G	C G GP C*G	C G GP C*G	C G GP C*G	C G GP C*G	C G GP C*G	ãC	ãCG	SGPI
01. CSC801	HUMAN MACHINE INTERACTION	02. CSC802	DISTRIBUTED COMPUTING	03. CSDLO8011	HIGH PERFORMANCE COMP.								
06. ILO8021	PROJECT MANAGEMENT	15. CSL801	HUMAN MACHINE INTER. LAB	16. CSL802	DISTRIBUTED COMPUTING LAB								
17. CSL803	CLOUD COMPUTING LAB.	18. CSL804	COMPUTATIONAL LAB-II	19. CSP805	MAJOR PROJECT-II								
7283414	GUPTA DIVYANSHU AJAY SHOBHA												
73	67	70	68	23	19	45	46	44					
20	15	19	18	24	20	23	23	43		P		660	
93	82	89	86	47	39	68	69	87					
4 O 10 40	4 O 10 40	4 O 10 40	3 O 10 30	1 O 10 10	1 A 9 9	2 O 10 20	1 O 10 10	6 O 10 60		26	259	9.96	
SGPI: SEM-I: 8.19 ; SEM-II: 8.19 ; SEM-III: 9.85 ; SEM-IV: 9.56 ; SEM-V: 8.96 ; SEM-VI: 9.46 ; SEM-VII: 9.31 ; CGPI: 9.18													
CREDITS: SEM-I: 27 ; SEM-II: 27 ; SEM-III: 26 ; SEM-IV: 27 ; SEM-V: 27 ; SEM-VI: 26 ; SEM-VII: 26													
MARKS: SEM-I:555/750; SEM-II:549/750; SEM-III:652/750; SEM-IV:633/750; SEM-V:594/750; SEM-VI:614/750; SEM-VII:613/750; TOTAL: 4870/6000 (81.17%)													
7283415	KACHARE TEJAS MAHESHKUMAR UJWALA												
72	74	70	68	22	20	44	46	45					
17	15	18	19	22	20	20	23	45		P		660	
89	89	88	87	44	40	64	69	90					
4 O 10 40	4 O 10 40	4 O 10 40	3 O 10 30	1 O 10 10	1 O 10 10	2 O 10 20	1 O 10 10	6 O 10 60		26	260	10.00	
SGPI: SEM-I: 5.85 ; SEM-II: 7.41 ; SEM-III: 7.81 ; SEM-IV: 8.78 ; SEM-V: 8.67 ; SEM-VI: 9.15 ; SEM-VII: 9.19 ; CGPI: 8.34													
CREDITS: SEM-I: 27 ; SEM-II: 27 ; SEM-III: 26 ; SEM-IV: 27 ; SEM-V: 27 ; SEM-VI: 26 ; SEM-VII: 26													
MARKS: SEM-I:422/750; SEM-II:511/750; SEM-III:538/750; SEM-IV:578/750; SEM-V:579/750; SEM-VI:599/750; SEM-VII:611/750; TOTAL: 4498/6000 (74.97%)													
7283416	KADU BHAVESH PARASHURAM PRIYANKA												
71	69	68	73	23	21	42	43	44					
19	14	19	18	22	20	18	22	46		P		652	
90	83	87	91	45	41	60	65	90					
4 O 10 40	4 O 10 40	4 O 10 40	3 O 10 30	1 O 10 10	1 O 10 10	2 O 10 20	1 O 10 10	6 O 10 60		26	260	10.00	
(DIPLOMA STUDENT)													
SGPI: SEM-III: 7.38 ; SEM-IV: 7.56 ; SEM-V: 8.07 ; SEM-VI: 9.38 ; SEM-VII: 8.96 ; CGPI: 8.55													
CREDITS: SEM-III: 26 ; SEM-IV: 27 ; SEM-V: 27 ; SEM-VI: 26 ; SEM-VII: 26													
MARKS: SEM-III:521/750; SEM-IV:512/750; SEM-V:543/750; SEM-VI:615/750; SEM-VII:593/750; TOTAL: 3436/4500 (76.36%)													
/- FEMALE, #- 0.229, @- 0.5042/0.5043, *- 0.5045, \$- Carried Forward Grade, ~- Dyslexia, A/ABS- Absent, F- Fails, P- Passes													
RR- Reserved, RLE- Reserve for Lower Examination, RPV- Provisional, RCC- 0.5050, ADC- Admission Cancelled													
G:Grade, GP:Grade Point, C:Credits, ãC:Sum of Credit Points, ãCG:Sum of Product of Credits & Grades													
SGPI:Semester Grade Performance Index = ãCG/ãC, CGPI:Cumulative Grade Performance Index													
% Marks : 80 and Above 75-79.99 70-74.99 60-69.99 50-59.99 45-49.99 40-44.99 Less Than 40													
Grade / Gr. Pt. : O / 10 A / 9 B / 8 C / 7 D / 6 E / 5 F / 4 F / 0													

SEAT_NO	NAME	<Course-I> Th(80/32) In(20/08) Total C G GP C*G	<Course-II> Th(80/32) In(20/08) Total C G GP C*G	<Course-III> Th(80/32) In(20/08) Total C G GP C*G	<Course-IV> Th(80/32) In(20/08) Total C G GP C*G	<Course-V> Tw(25/10) Or(25/10) Total C G GP C*G	<Course-VI> Tw(25/10) Or(25/10) Total C G GP C*G	<Course-VII> Tw(50/20) Or/Pr(25/10) Total C G GP C*G	<Course-VIII> Tw(50/20) Or/Pr(25/10) Total C G GP C*G	<Course-IX> Tw(50/20) Or/Pr(50/20) Total C G GP C*G	RESULT	REMARK	TOTAL MARKS OUT OF 750																									
01.	CSC801	HUMAN MACHINE INTERACTION			02.	CSC802	DISTRIBUTED COMPUTING			03.	CSDL08011	HIGH PERFORMANCE COMP.																										
06.	ILO8021	PROJECT MANAGEMENT			15.	CSL801	HUMAN MACHINE INTER. LAB			16.	CSL802	DISTRIBUTED COMPUTING LAB																										
17.	CSL803	CLOUD COMPUTING LAB.			18.	CSL804	COMPUTATIONAL LAB-II			19.	CSP805	MAJOR PROJECT-II																										
-----																																						
7283417	KATARIA SAGAR VASANT ARUNA																																					
72	69	63	68	22	20	45	43	44																														
19	14	17	18	22	20	20	20	44			P		640																									
91	83	80	86	44	40	65	63	88																														
4	0	10	40	4	0	10	40	4	0	10	40	3	0	10	30	1	0	10	10	1	0	10	10	2	0	10	20	1	0	10	10	6	0	10	60	26	260	10.00
SGPI: SEM-I: 7.74 ; SEM-II: 6.44 ; SEM-III: 6.31 ; SEM-IV: 5.89 ; SEM-V: 6.52 ; SEM-VI: 7.42 ; SEM-VII: 9.15 ; CGPI: 7.42																																						
CREDITS: SEM-I: 27 ; SEM-II: 27 ; SEM-III: 26 ; SEM-IV: 27 ; SEM-V: 27 ; SEM-VI: 26 ; SEM-VII: 26																																						
MARKS: SEM-I:540/750; SEM-II:462/750; SEM-III:480/750; SEM-IV:420/750; SEM-V:465/750; SEM-VI:517/750; SEM-VII:593/750; TOTAL: 4117/6000 (68.62%)																																						
-----																																						
7283418	KODIAL ANIRUDH PRANAV ASHWINI																																					
75	66	67	71	24	20	45	45	46																														
20	13	17	20	24	21	21	23	46			P		664																									
95	79	84	91	48	41	66	68	92																														
4	0	10	40	4	A	9	36	4	0	10	40	3	0	10	30	1	0	10	10	1	0	10	10	2	0	10	20	1	0	10	10	6	0	10	60	26	256	9.85
SGPI: SEM-I: 6.74 ; SEM-II: 7.35 ; SEM-III: 5.27 ; SEM-IV: 6.15 ; SEM-V: 7.11 ; SEM-VI: 7.19 ; SEM-VII: 9.27 ; CGPI: 7.36																																						
CREDITS: SEM-I: 27 ; SEM-II: 27 ; SEM-III: 26 ; SEM-IV: 27 ; SEM-V: 27 ; SEM-VI: 26 ; SEM-VII: 26																																						
MARKS: SEM-I:476/750; SEM-II:504/750; SEM-III:409/750; SEM-IV:442/750; SEM-V:497/750; SEM-VI:499/750; SEM-VII:612/750; TOTAL: 4103/6000 (68.38%)																																						
-----																																						
7283419	LAD PRASANNA MAHENDRA SANDHYA																																					
62	61	58	64	21	20	40	42	41																														
17	14	16	17	20	19	19	22	40			P		593																									
79	75	74	81	41	39	59	64	81																														
4	A	9	36	4	A	9	36	4	B	8	32	3	0	10	30	1	0	10	10	1	A	9	9	2	A	9	18	1	0	10	10	6	0	10	60	26	241	9.27
SGPI: SEM-I: 5.89 ; SEM-II: 5.61 ; SEM-III: 5.81 ; SEM-IV: 6.85 ; SEM-V: 6.48 ; SEM-VI: 6.77 ; SEM-VII: 7.46 ; CGPI: 6.76																																						
CREDITS: SEM-I: 27 ; SEM-II: 27 ; SEM-III: 26 ; SEM-IV: 27 ; SEM-V: 27 ; SEM-VI: 26 ; SEM-VII: 26																																						
MARKS: SEM-I:424/750; SEM-II:403/750; SEM-III:429/750; SEM-IV:470/750; SEM-V:450/750; SEM-VI:462/750; SEM-VII:523/750; TOTAL: 3754/6000 (62.57%)																																						
-----																																						
/- FEMALE, #- 0.229, @- 0.5042/0.5043, *- 0.5045, \$- Carried Forward Grade, ~- Dyslexia, A/ABS- Absent, F- Fails, P- Passes																																						
RR- Reserved, RLE- Reserve for Lower Examination, RPV- Provisional, RCC- 0.5050, ADC- Admission Cancelled																																						
G:Grade, GP:Grade Point, C:Credits, aC:Sum of Credit Points, aCG:Sum of Product of Credits & Grades																																						
SGPI:Semester Grade Performance Index = aCG/aC, CGPI:Cumulative Grade Performance Index																																						
% Marks : 80 and Above 75-79.99 70-74.99 60-69.99 50-59.99 45-49.99 40-44.99 Less Than 40																																						
Grade / Gr. Pt. : O / 10 A / 9 B / 8 C / 7 D / 6 E / 5 F / 4 F / 0																																						
-----																																						



SEAT_NO	NAME	<Course-I> Th(80/32) In(20/08) Total C G GP C*G	<Course-II> Th(80/32) In(20/08) Total C G GP C*G	<Course-III> Th(80/32) In(20/08) Total C G GP C*G	<Course-IV> Th(80/32) In(20/08) Total C G GP C*G	<Course-V> Tw(25/10) Or(25/10) Total C G GP C*G	<Course-VI> Tw(25/10) Or(25/10) Total C G GP C*G	<Course-VII> Tw(50/20) Or/Pr(25/10) Total C G GP C*G	<Course-VIII> Tw(50/20) Or/Pr(50/20) Total C G GP C*G	<Course-IX> Tw(50/20) Or/Pr(50/20) Total C G GP C*G	RESULT	REMARK	TOTAL MARKS OUT OF 750							
01.	CSC801	HUMAN MACHINE INTERACTION			02.	CSC802	DISTRIBUTED COMPUTING			03.	CSDLO8011	HIGH PERFORMANCE COMP.								
06.	ILO8021	PROJECT MANAGEMENT			15.	CSL801	HUMAN MACHINE INTER. LAB			16.	CSL802	DISTRIBUTED COMPUTING LAB								
17.	CSL803	CLOUD COMPUTING LAB.			18.	CSL804	COMPUTATIONAL LAB-II			19.	CSP805	MAJOR PROJECT-II								
-----																				
7283420 /MATTHEW MARIA SAMUEL LAXMI																				
72	73	68	62	23	20	45	44	44												
20	14	17	20	23	22	22	22	43	P				654							
92	87	85	82	46	42	67	66	87												
4 O	10 40	4 O	10 40	4 O	10 40	3 O	10 30	1 O	10 10	1 O	10 10	2 O	10 20	1 O	10 10	6 O	10 60	26	260	10.00
SGPI: SEM-I: 8.26 ; SEM-II: 8.41 ; SEM-III: 6.23 ; SEM-IV: 6.85 ; SEM-V: 6.48 ; SEM-VI: 8.69 ; SEM-VII: 9.23 ; CGPI: 8.01																				
CREDITS: SEM-I: 27 ; SEM-II: 27 ; SEM-III: 26 ; SEM-IV: 27 ; SEM-V: 27 ; SEM-VI: 26 ; SEM-VII: 26																				
MARKS: SEM-I:562/750; SEM-II:576/750; SEM-III:449/750; SEM-IV:454/750; SEM-V:468/750; SEM-VI:574/750; SEM-VII:616/750; TOTAL: 4353/6000 (72.55%)																				
-----																				
7283421 /MHATRE SAYALI SHAILESH VANDANA																				
73	71	71	68	22	21	45	46	42												
18	15	17	17	21	21	20	23	42	P				653							
91	86	88	85	43	42	65	69	84												
4 O	10 40	4 O	10 40	4 O	10 40	3 O	10 30	1 O	10 10	1 O	10 10	2 O	10 20	1 O	10 10	6 O	10 60	26	260	10.00
(DIPLOMA STUDENT)																				
SGPI: SEM-III: 6.38 ; SEM-IV: 7.33 ; SEM-V: 8.11 ; SEM-VI: 9.62 ; SEM-VII: 9.31 ; CGPI: 8.45																				
CREDITS: SEM-III: 26 ; SEM-IV: 27 ; SEM-V: 27 ; SEM-VI: 26 ; SEM-VII: 26																				
MARKS: SEM-III:466/750; SEM-IV:506/750; SEM-V:541/750; SEM-VI:612/750; SEM-VII:600/750; TOTAL: 3378/4500 (75.07%)																				
-----																				
7283422 MORE KUNAL AJAY ANJALI																				
72	64	67	68	22	21	45	43	44												
19	13	16	18	22	21	21	23	43	P				642							
91	77	83	86	44	42	66	66	87												
4 O	10 40	4 A	9 36	4 O	10 40	3 O	10 30	1 O	10 10	1 O	10 10	2 O	10 20	1 O	10 10	6 O	10 60	26	256	9.85
SGPI: SEM-I: 8.15 ; SEM-II: 6.74 ; SEM-III: 7.35 ; SEM-IV: 7.26 ; SEM-V: 7.59 ; SEM-VI: 7.81 ; SEM-VII: 9.15 ; CGPI: 7.98																				
CREDITS: SEM-I: 27 ; SEM-II: 27 ; SEM-III: 26 ; SEM-IV: 27 ; SEM-V: 27 ; SEM-VI: 26 ; SEM-VII: 26																				
MARKS: SEM-I:545/750; SEM-II:483/750; SEM-III:511/750; SEM-IV:497/750; SEM-V:508/750; SEM-VI:542/750; SEM-VII:585/750; TOTAL: 4313/6000 (71.88%)																				
-----																				
/- FEMALE, #- 0.229, @- 0.5042/0.5043, *- 0.5045, \$- Carried Forward Grade, ~- Dyslexia, A/ABS- Absent, F- Fails, P- Passes																				
RR- Reserved, RLE- Reserve for Lower Examination, RPV- Provisional, RCC- 0.5050, ADC- Admission Cancelled																				
G:Grade, GP:Grade Point, C:Credits, aC:Sum of Credit Points, aCG:Sum of Product of Credits & Grades																				
SGPI:Semester Grade Performance Index = aCG/aC, CGPI:Cumulative Grade Performance Index																				
% Marks : 80 and Above 75-79.99 70-74.99 60-69.99 50-59.99 45-49.99 40-44.99 Less Than 40																				
Grade / Gr. Pt. : O / 10 A / 9 B / 8 C / 7 D / 6 E / 5 F / 4 F / 0																				
-----																				

SEAT_NO	NAME	<Course-I>	<Course-II>	<Course-III>	<Course-IV>	<Course-V>	<Course-VI>	<Course-VII>	<Course-VIII>	<Course-IX>	TOTAL MARKS	RESULT	REMARK	OUT OF 750	
Th(80/32)	Th(80/32)	Th(80/32)	Th(80/32)	Tw(25/10)	Tw(25/10)	Tw(50/20)	Tw(50/20)	Tw(50/20)	Tw(50/20)	Tw(50/20)					
In(20/08)	In(20/08)	In(20/08)	In(20/08)	Or(25/10)	Or(25/10)	Or/Pr(25/10)	Or/Pr(25/10)	Or/Pr(25/10)	Or/Pr(25/10)	Or/Pr(25/10)					
Total	Total	Total	Total	Total	Total	Total	Total	Total	Total	Total					
C G GP C*G	C G GP C*G	C G GP C*G	C G GP C*G	C G GP C*G	C G GP C*G	C G GP C*G	C G GP C*G	C G GP C*G	C G GP C*G	C G GP C*G	ãC	ãCG	SGPI		
01. CSC801	HUMAN MACHINE INTERACTION	02. CSC802	DISTRIBUTED COMPUTING	03. CSDL08011	HIGH PERFORMANCE COMP.										
06. ILO8021	PROJECT MANAGEMENT	15. CSL801	HUMAN MACHINE INTER. LAB	16. CSL802	DISTRIBUTED COMPUTING LAB										
17. CSL803	CLOUD COMPUTING LAB.	18. CSL804	COMPUTATIONAL LAB-II	19. CSP805	MAJOR PROJECT-II										
7283423	NAIK ARCHIT MOHAN VANITA														
72	72	71	70	22	20	45	43	46							
19	14	17	19	22	20	20	22	45		P				659	
91	86	88	89	44	40	65	65	91							
4 O 10 40	4 O 10 40	4 O 10 40	3 O 10 30	1 O 10 10	1 O 10 10	2 O 10 20	1 O 10 10	6 O 10 60			26	260	10.00		
	(DIPLOMA STUDENT)		SGPI: SEM-III: 6.96 ; SEM-IV: 8.22 ; SEM-V: 8.07 ; SEM-VI: 8.58 ; SEM-VII: 9.12 ;		CGPI: 8.49										
			CREDITS: SEM-III: 26 ; SEM-IV: 27 ; SEM-V: 27 ; SEM-VI: 26 ; SEM-VII: 26												
			MARKS: SEM-III:484/750; SEM-IV:535/750; SEM-V:545/750; SEM-VI:558/750; SEM-VII:597/750; TOTAL: 3378/4500 (75.07%)												
7283424	NAIK DIVYA UMESH PRIYA														
71	72	72	72	22	21	45	45	40							
18	16	16	19	22	20	18	23	42		P				654	
89	88	88	91	44	41	63	68	82							
4 O 10 40	4 O 10 40	4 O 10 40	3 O 10 30	1 O 10 10	1 O 10 10	2 O 10 20	1 O 10 10	6 O 10 60			26	260	10.00		
			SGPI: SEM-I: 7.67 ; SEM-II: 7.98 ; SEM-III: 7.58 ; SEM-IV: 9.07 ; SEM-V: 8.48 ; SEM-VI: 9.81 ; SEM-VII: 8.65 ;		CGPI: 8.65										
			CREDITS: SEM-I: 27 ; SEM-II: 27 ; SEM-III: 26 ; SEM-IV: 27 ; SEM-V: 27 ; SEM-VI: 26 ; SEM-VII: 26												
			MARKS: SEM-I:535/750; SEM-II:535/750; SEM-III:530/750; SEM-IV:590/750; SEM-V:578/750; SEM-VI:640/750; SEM-VII:576/750; TOTAL: 4638/6000 (77.30%)												
7283425	PANCHAL DEVESH CHANDRAKANT MANISHA														
72	67	71	69	21	21	40	44	44							
18	16	18	17	22	21	21	23	45		P				650	
90	83	89	86	43	42	61	67	89							
4 O 10 40	4 O 10 40	4 O 10 40	3 O 10 30	1 O 10 10	1 O 10 10	2 O 10 20	1 O 10 10	6 O 10 60			26	260	10.00		
	(DIPLOMA STUDENT)		SGPI: SEM-III: 5.58 ; SEM-IV: 6.19 ; SEM-V: 7.59 ; SEM-VI: 8.38 ; SEM-VII: 8.46 ;		CGPI: 7.69 @0.06										
			CREDITS: SEM-III: 26 ; SEM-IV: 27 ; SEM-V: 27 ; SEM-VI: 26 ; SEM-VII: 26												
			MARKS: SEM-III:424/750; SEM-IV:444/750; SEM-V:523/750; SEM-VI:560/750; SEM-VII:561/750; TOTAL: 3162/4500 (70.27%)												
/- FEMALE, #- 0.229, @- 0.5042/0.5043, *- 0.5045, \$- Carried Forward Grade, ~- Dyslexia, A/ABS- Absent, F- Fails, P- Passes															
RR- Reserved, RLE- Reserve for Lower Examination, RPV- Provisional, RCC- 0.5050, ADC- Admission Cancelled															
G:Grade, GP:Grade Point, C:Credits, ãC:Sum of Credit Points, ãCG:Sum of Product of Credits & Grades															
SGPI:Semester Grade Performance Index = ãCG/ãC, CGPI:Cumulative Grade Performance Index															
% Marks : 80 and Above 75-79.99 70-74.99 60-69.99 50-59.99 45-49.99 40-44.99 Less Than 40															
Grade / Gr. Pt. : O / 10 A / 9 B / 8 C / 7 D / 6 E / 5 P / 4 F / 0															

SEAT_NO	NAME	<Course-I>	<Course-II>	<Course-III>	<Course-IV>	<Course-V>	<Course-VI>	<Course-VII>	<Course-VIII>	<Course-IX>	TOTAL MARKS	OUT OF 750	
Th(80/32)	Th(80/32)	Th(80/32)	Th(80/32)	Tw(25/10)	Tw(25/10)	Tw(50/20)	Tw(50/20)	Tw(50/20)	Tw(50/20)	Tw(50/20)	RESULT	REMARK	
In(20/08)	In(20/08)	In(20/08)	In(20/08)	Or(25/10)	Or(25/10)	Or/Pr(25/10)	Or/Pr(25/10)	Or/Pr(25/10)	Or/Pr(25/10)	Or/Pr(50/20)	REMARK	SGPI	
Total	Total	Total	Total	Total	Total	Total	Total	Total	Total	Total	ac	acG	SGPI
C G GP C*G	C G GP C*G	C G GP C*G	C G GP C*G	C G GP C*G	C G GP C*G	C G GP C*G	C G GP C*G	C G GP C*G	C G GP C*G	C G GP C*G	ac	acG	SGPI
01. CSC801	HUMAN MACHINE INTERACTION	02. CSC802	DISTRIBUTED COMPUTING	03. CSDL08011	HIGH PERFORMANCE COMP.								
06. ILO8021	PROJECT MANAGEMENT	15. CSL801	HUMAN MACHINE INTER. LAB	16. CSL802	DISTRIBUTED COMPUTING LAB								
17. CSL803	CLOUD COMPUTING LAB.	18. CSL804	COMPUTATIONAL LAB-II	19. CSP805	MAJOR PROJECT-II								
-----													
7283426 /PARAB RUTUJA SHAILESH SHILPA													
72	68	69	70	22	22	42	44	45					
19	17	17	18	21	21	20	19	43	P			649	
91	85	86	88	43	43	62	63	88					
4 O 10 40	4 O 10 40	4 O 10 40	3 O 10 30	1 O 10 10	1 O 10 10	2 O 10 20	1 O 10 10	6 O 10 60	26	260	10.00		
(DIPLOMA STUDENT)													
SGPI: SEM-III: 5.65 ; SEM-IV: 7.52 ; SEM-V: 8.07 ; SEM-VI: 8.88 ; SEM-VII: 8.88 ; CGPI: 8.16													
CREDITS: SEM-III: 26 ; SEM-IV: 27 ; SEM-V: 27 ; SEM-VI: 26 ; SEM-VII: 26													
MARKS: SEM-III:436/750; SEM-IV:514/750; SEM-V:550/750; SEM-VI:585/750; SEM-VII:598/750; TOTAL: 3332/4500 (74.04%)													
-----													
7283427 PATEL FENIL NAVINKUMAR NEELA													
73	70	73	73	23	21	45	44	45					
19	16	18	18	22	21	22	23	46	P			672	
92	86	91	91	45	42	67	67	91					
4 O 10 40	4 O 10 40	4 O 10 40	3 O 10 30	1 O 10 10	1 O 10 10	2 O 10 20	1 O 10 10	6 O 10 60	26	260	10.00		
SGPI: SEM-I: 8.15 ; SEM-II: 8.41 ; SEM-III: 8.46 ; SEM-IV: 7.85 ; SEM-V: 8.30 ; SEM-VI: 9.35 ; SEM-VII: 9.15 ; CGPI: 8.70													
CREDITS: SEM-I: 27 ; SEM-II: 27 ; SEM-III: 26 ; SEM-IV: 27 ; SEM-V: 27 ; SEM-VI: 26 ; SEM-VII: 26													
MARKS: SEM-I:555/750; SEM-II:583/750; SEM-III:576/750; SEM-IV:537/750; SEM-V:566/750; SEM-VI:606/750; SEM-VII:612/750; TOTAL: 4707/6000 (78.45%)													
-----													
7283428 PATIL AKASH MADHUKAR YAMINI													
73	71	70	74	22	20	45	44	46					
20	17	19	18	23	22	18	22	45	P			669	
93	88	89	92	45	42	63	66	91					
4 O 10 40	4 O 10 40	4 O 10 40	3 O 10 30	1 O 10 10	1 O 10 10	2 O 10 20	1 O 10 10	6 O 10 60	26	260	10.00		
SGPI: SEM-I: 8.04 ; SEM-II: 7.22 ; SEM-III: 7.92 ; SEM-IV: 7.70 ; SEM-V: 7.41 ; SEM-VI: 7.96 ; SEM-VII: 9.31 ; CGPI: 8.18													
CREDITS: SEM-I: 27 ; SEM-II: 27 ; SEM-III: 26 ; SEM-IV: 27 ; SEM-V: 27 ; SEM-VI: 26 ; SEM-VII: 26													
MARKS: SEM-I:533/750; SEM-II:499/750; SEM-III:536/750; SEM-IV:517/750; SEM-V:515/750; SEM-VI:545/750; SEM-VII:605/750; TOTAL: 4419/6000 (73.65%)													
-----													
/- FEMALE, #- 0.229, @- 0.5042/0.5043, *- 0.5045, \$- Carried Forward Grade, ~- Dyslexia, A/ABS- Absent, F- Fails, P- Passes													
RR- Reserved, RLE- Reserve for Lower Examination, RPV- Provisional, RCC- 0.5050, ADC- Admission Cancelled													
G:Grade, GP:Grade Point, C:Credits, ac:Sum of Credit Points, acG:Sum of Product of Credits & Grades													
SGPI:Semester Grade Performance Index = acG/ac, CGPI:Cumulative Grade Performance Index													
% Marks : 80 and Above 75-79.99 70-74.99 60-69.99 50-59.99 45-49.99 40-44.99 Less Than 40													
Grade / Gr. Pt. : O / 10 A / 9 B / 8 C / 7 D / 6 E / 5 F / 4 F / 0													

SEAT_NO	NAME	<Course-I> Th(80/32) In(20/08) Total C G GP C*G	<Course-II> Th(80/32) In(20/08) Total C G GP C*G	<Course-III> Th(80/32) In(20/08) Total C G GP C*G	<Course-IV> Th(80/32) In(20/08) Total C G GP C*G	<Course-V> Tw(25/10) Or(25/10) Total C G GP C*G	<Course-VI> Tw(25/10) Or(25/10) Total C G GP C*G	<Course-VII> Tw(50/20) Or/Pr(25/10) Total C G GP C*G	<Course-VIII> Tw(50/20) Or/Pr(25/10) Total C G GP C*G	<Course-IX> Tw(50/20) Or/Pr(50/20) Total C G GP C*G	RESULT	REMARK	TOTAL MARKS OUT OF 750
01.	CSC801	HUMAN MACHINE INTERACTION			02.	CSC802	DISTRIBUTED COMPUTING			03.	CSDL08011	HIGH PERFORMANCE COMP.	
06.	ILO8021	PROJECT MANAGEMENT			15.	CSL801	HUMAN MACHINE INTER. LAB			16.	CSL802	DISTRIBUTED COMPUTING LAB	
17.	CSL803	CLOUD COMPUTING LAB.			18.	CSL804	COMPUTATIONAL LAB-II			19.	CSP805	MAJOR PROJECT-II	
-----													
7283429	PATIL ANKIT VILAS VRUSHALI												
		71	64	69	70	22	19	45	43	44			
		19	15	17	18	22	20	21	22	43	P		644
		90	79	86	88	44	39	66	65	87			
		4 O 10 40	4 A 9 36	4 O 10 40	3 O 10 30	1 O 10 10	1 A 9 9	2 O 10 20	1 O 10 10	6 O 10 60	26	255	9.81
		SGPI: SEM-I: 6.74 ; SEM-II: 6.54 ; SEM-III: 5.81 ; SEM-IV: 6.93 ; SEM-V: 7.56 ; SEM-VI: 8.31 ; SEM-VII: 9.31 ; CGPI: 7.61											
		CREDITS: SEM-I: 27 ; SEM-II: 27 ; SEM-III: 26 ; SEM-IV: 27 ; SEM-V: 27 ; SEM-VI: 26 ; SEM-VII: 26											
		MARKS: SEM-I:475/750; SEM-II:462/750; SEM-III:427/750; SEM-IV:488/750; SEM-V:526/750; SEM-VI:555/750; SEM-VII:606/750; TOTAL: 4183/6000 (69.72%)											
-----													
7283430	PATIL YADNIT MOHAN PRATIBHA												
		72	68	72	73	21	20	45	43	45			
		19	14	17	19	22	20	22	22	42	P		656
		91	82	89	92	43	40	67	65	87			
		4 O 10 40	4 O 10 40	4 O 10 40	3 O 10 30	1 O 10 10	1 O 10 10	2 O 10 20	1 O 10 10	6 O 10 60	26	260	10.00
		SGPI: SEM-I: 6.43 ; SEM-II: 6.06 ; SEM-III: 5.42 ; SEM-IV: 5.44 ; SEM-V: 7.81 ; SEM-VI: 8.77 ; SEM-VII: 9.23 ; CGPI: 7.38											
		CREDITS: SEM-I: 27 ; SEM-II: 27 ; SEM-III: 26 ; SEM-IV: 27 ; SEM-V: 27 ; SEM-VI: 26 ; SEM-VII: 26											
		MARKS: SEM-I:444/750; SEM-II:422/750; SEM-III:413/750; SEM-IV:402/750; SEM-V:522/750; SEM-VI:573/750; SEM-VII:599/750; TOTAL: 4031/6000 (67.18%)											
-----													
7283431	PEDAMKAR OMKAR MANOHAR MAMTA												
		74	69	72	73	22	19	43	45	45			
		20	17	19	20	22	20	23	23	46	P		672
		94	86	91	93	44	39	66	68	91			
		4 O 10 40	4 O 10 40	4 O 10 40	3 O 10 30	1 O 10 10	1 A 9 9	2 O 10 20	1 O 10 10	6 O 10 60	26	259	9.96
		SGPI: SEM-I: 8.04 ; SEM-II: 8.76 ; SEM-III: 9.23 ; SEM-IV: 9.07 ; SEM-V: 8.96 ; SEM-VI: 9.50 ; SEM-VII: 9.50 ; CGPI: 9.12											
		CREDITS: SEM-I: 27 ; SEM-II: 27 ; SEM-III: 26 ; SEM-IV: 27 ; SEM-V: 27 ; SEM-VI: 26 ; SEM-VII: 26											
		MARKS: SEM-I:538/750; SEM-II:572/750; SEM-III:600/750; SEM-IV:583/750; SEM-V:593/750; SEM-VI:612/750; SEM-VII:627/750; TOTAL: 4797/6000 (79.95%)											
-----													
/- FEMALE, #- 0.229, @- 0.5042/0.5043, *- 0.5045, \$- Carried Forward Grade, ~- Dyslexia, A/ABS- Absent, F- Fails, P- Passes													
RR- Reserved, RLE- Reserve for Lower Examination, RPV- Provisional, RCC- 0.5050, ADC- Admission Cancelled													
G:Grade, GP:Grade Point, C:Credits, aC:Sum of Credit Points, aCG:Sum of Product of Credits & Grades													
SGPI:Semester Grade Performance Index = aCG/aC, CGPI:Cumulative Grade Performance Index													
% Marks : 80 and Above 75-79.99 70-74.99 60-69.99 50-59.99 45-49.99 40-44.99 Less Than 40													
Grade / Gr. Pt. : O / 10 A / 9 B / 8 C / 7 D / 6 E / 5 F / 4 F / 0													
-----													

SEAT_NO	NAME	<Course-I>	<Course-II>	<Course-III>	<Course-IV>	<Course-V>	<Course-VI>	<Course-VII>	<Course-VIII>	<Course-IX>	TOTAL MARKS	OUT OF 750	
Th(80/32)	Th(80/32)	Th(80/32)	Th(80/32)	Tw(25/10)	Tw(25/10)	Tw(50/20)	Tw(50/20)	Tw(50/20)	Tw(50/20)	Tw(50/20)	RESULT	REMARK	
In(20/08)	In(20/08)	In(20/08)	In(20/08)	Or(25/10)	Or(25/10)	Or/Pr(25/10)	Or/Pr(25/10)	Or/Pr(25/10)	Or/Pr(25/10)	Or/Pr(25/10)	REMARK	SGPI	
Total	Total	Total	Total	Total	Total	Total	Total	Total	Total	Total	ac	acG	SGPI
C G GP C*G	C G GP C*G	C G GP C*G	C G GP C*G	C G GP C*G	C G GP C*G	C G GP C*G	C G GP C*G	C G GP C*G	C G GP C*G	C G GP C*G	ac	acG	SGPI
01. CSC801	HUMAN MACHINE INTERACTION	02. CSC802	DISTRIBUTED COMPUTING	03. CSDL08011	HIGH PERFORMANCE COMP.								
06. ILO8021	PROJECT MANAGEMENT	15. CSL801	HUMAN MACHINE INTER. LAB	16. CSL802	DISTRIBUTED COMPUTING LAB								
17. CSL803	CLOUD COMPUTING LAB.	18. CSL804	COMPUTATIONAL LAB-II	19. CSP805	MAJOR PROJECT-II								
7283432	POLIWAL MIHIR CHANDRAKANT ROOPA												
71	70	71	69	22	21	42	46	43					
19	15	19	19	23	22	23	23	42		P		660	
90	85	90	88	45	43	65	69	85					
4 O 10 40	4 O 10 40	4 O 10 40	3 O 10 30	1 O 10 10	1 O 10 10	2 O 10 20	1 O 10 10	6 O 10 60		26	260	10.00	
SGPI: SEM-I: 8.41 ; SEM-II: 9.07 ; SEM-III: 9.65 ; SEM-IV: 9.37 ; SEM-V: 8.67 ; SEM-VI: 9.38 ; SEM-VII: 9.19 ;	CGPI: 9.21												
CREDITS: SEM-I: 27 ; SEM-II: 27 ; SEM-III: 26 ; SEM-IV: 27 ; SEM-V: 27 ; SEM-VI: 26 ; SEM-VII: 26													
MARKS: SEM-I:574/750; SEM-II:614/750; SEM-III:644/750; SEM-IV:618/750; SEM-V:592/750; SEM-VI:616/750; SEM-VII:596/750;	TOTAL: 4914/6000 (81.90%)												
7283433	POOJARY SAGAR SATISH SUMATI												
70	66	70	70	23	21	42	45	45					
18	17	19	19	22	21	22	22	44		P		656	
88	83	89	89	45	42	64	67	89					
4 O 10 40	4 O 10 40	4 O 10 40	3 O 10 30	1 O 10 10	1 O 10 10	2 O 10 20	1 O 10 10	6 O 10 60		26	260	10.00	
SGPI: SEM-I: 8.56 ; SEM-II: 8.44 ; SEM-III: 9.08 ; SEM-IV: 8.59 ; SEM-V: 8.52 ; SEM-VI: 9.69 ; SEM-VII: 9.31 ;	CGPI: 9.01												
CREDITS: SEM-I: 27 ; SEM-II: 27 ; SEM-III: 26 ; SEM-IV: 27 ; SEM-V: 27 ; SEM-VI: 26 ; SEM-VII: 26													
MARKS: SEM-I:576/750; SEM-II:570/750; SEM-III:605/750; SEM-IV:566/750; SEM-V:556/750; SEM-VI:622/750; SEM-VII:601/750;	TOTAL: 4752/6000 (79.20%)												
7283434	RAM VIKRAM VIVEK LAL BAHADUR GYANTI												
68	59	68	69	22	21	42	44	40					
18	13	16	16	22	19	18	22	42		P		619	
86	72	84	85	44	40	60	66	82					
4 O 10 40	4 B 8 32	4 O 10 40	3 O 10 30	1 O 10 10	1 O 10 10	2 O 10 20	1 O 10 10	6 O 10 60		26	252	9.69	
SGPI: SEM-I: 7.78 ; SEM-II: 7.52 ; SEM-III: 7.77 ; SEM-IV: 8.00 ; SEM-V: 8.22 ; SEM-VI: 9.27 ; SEM-VII: 9.00 ;	CGPI: 8.40												
CREDITS: SEM-I: 27 ; SEM-II: 27 ; SEM-III: 26 ; SEM-IV: 27 ; SEM-V: 27 ; SEM-VI: 26 ; SEM-VII: 26													
MARKS: SEM-I:518/750; SEM-II:527/750; SEM-III:519/750; SEM-IV:532/750; SEM-V:542/750; SEM-VI:585/750; SEM-VII:592/750;	TOTAL: 4434/6000 (73.90%)												
/- FEMALE, #- 0.229, @- 0.5042/0.5043, *- 0.5045, \$- Carried Forward Grade, ~- Dyslexia, A/ABS- Absent, F- Fails, P- Passes RR- Reserved, RLE- Reserve for Lower Examination, RPV- Provisional, RCC- 0.5050, ADC- Admission Cancelled G:Grade, GP:Grade Point, C:Credits, ac:Sum of Credit Points, acG:Sum of Product of Credits & Grades SGPI:Semester Grade Performance Index = acG/ac, CGPI:Cumulative Grade Performance Index % Marks : 80 and Above 75-79.99 70-74.99 60-69.99 50-59.99 45-49.99 40-44.99 Less Than 40 Grade / Gr. Pt. : O / 10 A / 9 B / 8 C / 7 D / 6 E / 5 F / 4 F / 0													

SEAT_NO	NAME	<Course-I>	<Course-II>	<Course-III>	<Course-IV>	<Course-V>	<Course-VI>	<Course-VII>	<Course-VIII>	<Course-IX>	TOTAL MARKS	RESULT	REMARK	OUT OF 750	
		Th(80/32)	Th(80/32)	Th(80/32)	Th(80/32)	Tw(25/10)	Tw(25/10)	Tw(50/20)	Tw(50/20)	Tw(50/20)					
		In(20/08)	In(20/08)	In(20/08)	In(20/08)	Or(25/10)	Or(25/10)	Or/Pr(25/10)	Or/Pr(25/10)	Or/Pr(50/20)					
		Total	Total	Total	Total	Total	Total	Total	Total	Total					
		C G GP C*G	C G GP C*G	C G GP C*G	C G GP C*G	C G GP C*G	C G GP C*G	C G GP C*G	C G GP C*G	C G GP C*G			ãC	ãCG	SGPI

01. CSC801	HUMAN MACHINE INTERACTION	02. CSC802	DISTRIBUTED COMPUTING	03. CSDL08011	HIGH PERFORMANCE COMP.
06. ILO8021	PROJECT MANAGEMENT	15. CSL801	HUMAN MACHINE INTER. LAB	16. CSL802	DISTRIBUTED COMPUTING LAB
17. CSL803	CLOUD COMPUTING LAB.	18. CSL804	COMPUTATIONAL LAB-II	19. CSP805	MAJOR PROJECT-II

7283435 RANE AMIT VIDYADHAR VAIBHAVI

72	66	72	74	22	21	42	45	44							
19	16	18	20	22	21	19	23	42		P				658	
91	82	90	94	44	42	61	68	86							
4 O 10 40	4 O 10 40	4 O 10 40	3 O 10 30	1 O 10 10	1 O 10 10	2 O 10 20	1 O 10 10	6 O 10 60		26	260			10.00	

SGPI: SEM-I: 7.52 ; SEM-II: 8.85 ; SEM-III: 8.73 ; SEM-IV: 7.67 ; SEM-V: 8.48 ; SEM-VI: 9.50 ; SEM-VII: 9.23 ; CGPI: 8.74  
 CREDITS: SEM-I: 27 ; SEM-II: 27 ; SEM-III: 26 ; SEM-IV: 27 ; SEM-V: 27 ; SEM-VI: 26 ; SEM-VII: 26  
 MARKS: SEM-I:523/750; SEM-II:596/750; SEM-III:578/750; SEM-IV:525/750; SEM-V:558/750; SEM-VI:613/750; SEM-VII:601/750; TOTAL: 4652/6000 (77.53%)

7283436 /RATHOD PIYAL NITIN VARSHA

71	66	72	73	21	20	45	41	40							
19	15	18	16	22	20	17	21	40		P				637	
90	81	90	89	43	40	62	62	80							
4 O 10 40	4 O 10 40	4 O 10 40	3 O 10 30	1 O 10 10	1 O 10 10	2 O 10 20	1 O 10 10	6 O 10 60		26	260			10.00	

SGPI: SEM-I: 5.11 ; SEM-II: 5.44 ; SEM-III: 4.62 ; SEM-IV: 5.30 ; SEM-V: 6.11 ; SEM-VI: 7.15 ; SEM-VII: 8.19 ; CGPI: 6.47  
 CREDITS: SEM-I: 27 ; SEM-II: 27 ; SEM-III: 26 ; SEM-IV: 27 ; SEM-V: 27 ; SEM-VI: 26 ; SEM-VII: 26  
 MARKS: SEM-I:394/750; SEM-II:388/750; SEM-III:369/750; SEM-IV:387/750; SEM-V:430/750; SEM-VI:484/750; SEM-VII:552/750; TOTAL: 3641/6000 (60.68%)

7283437 /RAUT SOHAMI VIJAY VIBHA

70	71	68	71	22	20	42	44	40							
18	16	18	16	22	20	17	21	40		P				636	
88	87	86	87	44	40	59	65	80							
4 O 10 40	4 O 10 40	4 O 10 40	3 O 10 30	1 O 10 10	1 O 10 10	2 A 9 18	1 O 10 10	6 O 10 60		26	258			9.92	

(DIPLOMA STUDENT) SGPI: SEM-III: 5.69 ; SEM-IV: 6.15 ; SEM-V: 7.00 ; SEM-VI: 7.92 ; SEM-VII: 8.92 ; CGPI: 7.59  
 CREDITS: SEM-III: 26 ; SEM-IV: 27 ; SEM-V: 27 ; SEM-VI: 26 ; SEM-VII: 26  
 MARKS: SEM-III:432/750; SEM-IV:447/750; SEM-V:483/750; SEM-VI:540/750; SEM-VII:574/750; TOTAL: 3112/4500 (69.16%)

/- FEMALE, #- 0.229, @- 0.5042/0.5043, \*- 0.5045, \$- Carried Forward Grade, ~- Dyslexia, A/ABS- Absent, F- Fails, P- Passes  
 RR- Reserved, RLE- Reserve for Lower Examination, RPV- Provisional, RCC- 0.5050, ADC- Admission Cancelled  
 G:Grade, GP:Grade Point, C:Credits, ãC:Sum of Credit Points, ãCG:Sum of Product of Credits & Grades  
 SGPI:Semester Grade Performance Index = ãCG/ãC, CGPI:Cumulative Grade Performance Index  
 % Marks : 80 and Above 75-79.99 70-74.99 60-69.99 50-59.99 45-49.99 40-44.99 Less Than 40  
 Grade / Gr. Pt. : O / 10 A / 9 B / 8 C / 7 D / 6 E / 5 F / 4 F / 0

SEAT_NO	NAME	<Course-I>	<Course-II>	<Course-III>	<Course-IV>	<Course-V>	<Course-VI>	<Course-VII>	<Course-VIII>	<Course-IX>	TOTAL MARKS	OUT OF 750	
Th(80/32)	Th(80/32)	Th(80/32)	Th(80/32)	Tw(25/10)	Tw(25/10)	Tw(50/20)	Tw(50/20)	Tw(50/20)	Tw(50/20)	Tw(50/20)	RESULT	REMARK	
In(20/08)	In(20/08)	In(20/08)	In(20/08)	Or(25/10)	Or(25/10)	Or/Pr(25/10)	Or/Pr(25/10)	Or/Pr(25/10)	Or/Pr(25/10)	Or/Pr(25/10)	REMARK	OUT OF 750	
Total	Total	Total	Total	Total	Total	Total	Total	Total	Total	Total	ac	acG	SGPI
C G GP C*G	C G GP C*G	C G GP C*G	C G GP C*G	C G GP C*G	C G GP C*G	C G GP C*G	C G GP C*G	C G GP C*G	C G GP C*G	C G GP C*G	ac	acG	SGPI
01. CSC801	HUMAN MACHINE INTERACTION	02. CSC802	DISTRIBUTED COMPUTING	03. CSDL08011	HIGH PERFORMANCE COMP.								
06. ILO8021	PROJECT MANAGEMENT	15. CSL801	HUMAN MACHINE INTER. LAB	16. CSL802	DISTRIBUTED COMPUTING LAB								
17. CSL803	CLOUD COMPUTING LAB.	18. CSL804	COMPUTATIONAL LAB-II	19. CSP805	MAJOR PROJECT-II								
-----													
7283438 /SANKHE SHRUTI BALARAM VRUSHALI													
72	73	72	70	23	20	43	44	45					
18	17	18	18	22	21	19	22	43	P			660	
90	90	90	88	45	41	62	66	88					
4 O 10 40	4 O 10 40	4 O 10 40	3 O 10 30	1 O 10 10	1 O 10 10	2 O 10 20	1 O 10 10	6 O 10 60	26	260	10.00		
(DIPLOMA STUDENT)													
SGPI: SEM-III: 6.04 ; SEM-IV: 6.85 ; SEM-V: 8.67 ; SEM-VI: 8.92 ; SEM-VII: 8.96 ; CGPI: 8.23													
CREDITS: SEM-III: 26 ; SEM-IV: 27 ; SEM-V: 27 ; SEM-VI: 26 ; SEM-VII: 26													
MARKS: SEM-III:443/750; SEM-IV:474/750; SEM-V:576/750; SEM-VI:593/750; SEM-VII:581/750; TOTAL: 3327/4500 (73.93%)													
-----													
7283439 /SARAK RIMPA KANTI JAYANTI													
74	67	73	76	22	20	42	45	44					
19	16	18	18	22	21	18	23	43	P			661	
93	83	91	94	44	41	60	68	87					
4 O 10 40	4 O 10 40	4 O 10 40	3 O 10 30	1 O 10 10	1 O 10 10	2 O 10 20	1 O 10 10	6 O 10 60	26	260	10.00		
SGPI: SEM-I: 8.85 ; SEM-II: 7.89 ; SEM-III: 6.69 ; SEM-IV: 6.37 ; SEM-V: 6.85 ; SEM-VI: 8.08 ; SEM-VII: 9.23 ; CGPI: 7.99													
CREDITS: SEM-I: 27 ; SEM-II: 27 ; SEM-III: 26 ; SEM-IV: 27 ; SEM-V: 27 ; SEM-VI: 26 ; SEM-VII: 26													
MARKS: SEM-I:584/750; SEM-II:535/750; SEM-III:468/750; SEM-IV:454/750; SEM-V:482/750; SEM-VI:541/750; SEM-VII:606/750; TOTAL: 4331/6000 (72.18%)													
-----													
7283440 SAV SACHIN BASANT REKHA													
73	72	73	67	22	21	45	44	45					
19	16	18	19	22	20	22	22	44	P			664	
92	88	91	86	44	41	67	66	89					
4 O 10 40	4 O 10 40	4 O 10 40	3 O 10 30	1 O 10 10	1 O 10 10	2 O 10 20	1 O 10 10	6 O 10 60	26	260	10.00		
SGPI: SEM-I: 8.48 ; SEM-II: 8.33 ; SEM-III: 8.77 ; SEM-IV: 7.89 ; SEM-V: 8.44 ; SEM-VI: 9.12 ; SEM-VII: 9.27 ; CGPI: 8.78													
CREDITS: SEM-I: 27 ; SEM-II: 27 ; SEM-III: 26 ; SEM-IV: 27 ; SEM-V: 27 ; SEM-VI: 26 ; SEM-VII: 26													
MARKS: SEM-I:570/750; SEM-II:576/750; SEM-III:573/750; SEM-IV:537/750; SEM-V:572/750; SEM-VI:594/750; SEM-VII:597/750; TOTAL: 4683/6000 (78.05%)													
-----													
/- FEMALE, #- 0.229, @- 0.5042/0.5043, *- 0.5045, \$- Carried Forward Grade, ~- Dyslexia, A/ABS- Absent, F- Fails, P- Passes													
RR- Reserved, RLE- Reserve for Lower Examination, RPV- Provisional, RCC- 0.5050, ADC- Admission Cancelled													
G:Grade, GP:Grade Point, C:Credits, ac:Sum of Credit Points, acG:Sum of Product of Credits & Grades													
SGPI:Semester Grade Performance Index = acG/ac, CGPI:Cumulative Grade Performance Index													
% Marks : 80 and Above 75-79.99 70-74.99 60-69.99 50-59.99 45-49.99 40-44.99 Less Than 40													
Grade / Gr. Pt. : O / 10 A / 9 B / 8 C / 7 D / 6 E / 5 F / 4 F / 0													

SEAT_NO	NAME	<Course-I>	<Course-II>	<Course-III>	<Course-IV>	<Course-V>	<Course-VI>	<Course-VII>	<Course-VIII>	<Course-IX>	TOTAL MARKS	OUT OF 750
		Th(80/32)	Th(80/32)	Th(80/32)	Th(80/32)	Tw(25/10)	Tw(25/10)	Tw(50/20)	Tw(50/20)	Tw(50/20)		
		In(20/08)	In(20/08)	In(20/08)	In(20/08)	Or(25/10)	Or(25/10)	Or/Pr(25/10)	Or/Pr(25/10)	Or/Pr(50/20)	RESULT	REMARK
		Total	Total	Total	Total	Total	Total	Total	Total	Total	ac	acG
		C G GP C*G	C G GP C*G	C G GP C*G	C G GP C*G	C G GP C*G	C G GP C*G	C G GP C*G	C G GP C*G	C G GP C*G	ac	acG

01. CSC801	HUMAN MACHINE INTERACTION	02. CSC802	DISTRIBUTED COMPUTING	03. CSDL08011	HIGH PERFORMANCE COMP.
06. ILO8021	PROJECT MANAGEMENT	15. CSL801	HUMAN MACHINE INTER. LAB	16. CSL802	DISTRIBUTED COMPUTING LAB
17. CSL803	CLOUD COMPUTING LAB.	18. CSL804	COMPUTATIONAL LAB-II	19. CSP805	MAJOR PROJECT-II

7283441 SAWANT VANDAN SANJAY NIKITA

66	70	69	67	22	18	44	44	45				
18	16	18	16	22	20	21	22	46	P			644
84	86	87	83	44	38	65	66	91				
4 O 10 40	4 O 10 40	4 O 10 40	3 O 10 30	1 O 10 10	1 A 9 9	2 O 10 20	1 O 10 10	6 O 10 60	26	259		9.96

SGPI: SEM-I: 6.70 ; SEM-II: 5.98 ; SEM-III: 7.31 ; SEM-IV: 7.07 ; SEM-V: 6.96 ; SEM-VI: 8.54 ; SEM-VII: 8.69 ; CGPI: 7.63  
 CREDITS: SEM-I: 27 ; SEM-II: 27 ; SEM-III: 26 ; SEM-IV: 27 ; SEM-V: 27 ; SEM-VI: 26 ; SEM-VII: 26  
 MARKS: SEM-I:479/750; SEM-II:425/750; SEM-III:526/750; SEM-IV:485/750; SEM-V:492/750; SEM-VI:572/750; SEM-VII:575/750; TOTAL: 4198/6000 (69.97%)

7283442 SHAH ANMOL MANISH HEENA

70	72	71	73	22	20	42	45	44				
18	16	18	18	22	21	22	23	43	P			660
88	88	89	91	44	41	64	68	87				
4 O 10 40	4 O 10 40	4 O 10 40	3 O 10 30	1 O 10 10	1 O 10 10	2 O 10 20	1 O 10 10	6 O 10 60	26	260		10.00

SGPI: SEM-I: 7.52 ; SEM-II: 6.59 ; SEM-III: 6.35 ; SEM-IV: 9.04 ; SEM-V: 8.67 ; SEM-VI: 8.85 ; SEM-VII: 9.08 ; CGPI: 8.26  
 CREDITS: SEM-I: 27 ; SEM-II: 27 ; SEM-III: 26 ; SEM-IV: 27 ; SEM-V: 27 ; SEM-VI: 26 ; SEM-VII: 26  
 MARKS: SEM-I:509/750; SEM-II:467/750; SEM-III:458/750; SEM-IV:588/750; SEM-V:574/750; SEM-VI:582/750; SEM-VII:601/750; TOTAL: 4439/6000 (73.98%)

7283443 SHAH KEVAL NILESH NIPA

71	74	72	68	22	22	42	44	45				
19	17	19	18	22	23	21	24	46	P			669
90	91	91	86	44	45	63	68	91				
4 O 10 40	4 O 10 40	4 O 10 40	3 O 10 30	1 O 10 10	1 O 10 10	2 O 10 20	1 O 10 10	6 O 10 60	26	260		10.00

SGPI: SEM-I: 8.94 ; SEM-II: 7.93 ; SEM-III: 9.54 ; SEM-IV: 8.96 ; SEM-V: 9.11 ; SEM-VI: 9.31 ; SEM-VII: 9.42 ; CGPI: 9.14  
 CREDITS: SEM-I: 27 ; SEM-II: 27 ; SEM-III: 26 ; SEM-IV: 27 ; SEM-V: 27 ; SEM-VI: 26 ; SEM-VII: 26  
 MARKS: SEM-I:585/750; SEM-II:554/750; SEM-III:640/750; SEM-IV:578/750; SEM-V:592/750; SEM-VI:599/750; SEM-VII:610/750; TOTAL: 4827/6000 (80.45%)

/- FEMALE, #- 0.229, @- 0.5042/0.5043, \*- 0.5045, \$- Carried Forward Grade, ~- Dyslexia, A/ABS- Absent, F- Fails, P- Passes  
 RR- Reserved, RLE- Reserve for Lower Examination, RPV- Provisional, RCC- 0.5050, ADC- Admission Cancelled  
 G:Grade, GP:Grade Point, C:Credits, ac:Sum of Credit Points, acG:Sum of Product of Credits & Grades  
 SGPI:Semester Grade Performance Index = acG/ac, CGPI:Cumulative Grade Performance Index  
 % Marks : 80 and Above 75-79.99 70-74.99 60-69.99 50-59.99 45-49.99 40-44.99 Less Than 40  
 Grade / Gr. Pt. : O / 10 A / 9 B / 8 C / 7 D / 6 E / 5 F / 4 F / 0



SEAT_NO	NAME	<Course-I>	<Course-II>	<Course-III>	<Course-IV>	<Course-V>	<Course-VI>	<Course-VII>	<Course-VIII>	<Course-IX>	TOTAL MARKS	OUT OF 750	
Th(80/32)	Th(80/32)	Th(80/32)	Th(80/32)	Tw(25/10)	Tw(25/10)	Tw(50/20)	Tw(50/20)	Tw(50/20)	Tw(50/20)	Tw(50/20)	RESULT	REMARK	
In(20/08)	In(20/08)	In(20/08)	In(20/08)	Or(25/10)	Or(25/10)	Or/Pr(25/10)	Or/Pr(25/10)	Or/Pr(25/10)	Or/Pr(25/10)	Or/Pr(25/10)	REMARK	SGPI	
Total	Total	Total	Total	Total	Total	Total	Total	Total	Total	Total	ac	acG	SGPI
C G GP C*G	C G GP C*G	C G GP C*G	C G GP C*G	C G GP C*G	C G GP C*G	C G GP C*G	C G GP C*G	C G GP C*G	C G GP C*G	C G GP C*G	ac	acG	SGPI
01. CSC801	HUMAN MACHINE INTERACTION	02. CSC802	DISTRIBUTED COMPUTING	03. CSDL08011	HIGH PERFORMANCE COMP.								
06. ILO8021	PROJECT MANAGEMENT	15. CSL801	HUMAN MACHINE INTER. LAB	16. CSL802	DISTRIBUTED COMPUTING LAB								
17. CSL803	CLOUD COMPUTING LAB.	18. CSL804	COMPUTATIONAL LAB-II	19. CSP805	MAJOR PROJECT-II								
-----													
7283444 /SHAIKH NEHAB KALIM NUZHAT													
72	74	71	70	22	22	43	43	45					
19	18	17	19	22	22	20	23	43	P			665	
91	92	88	89	44	44	63	66	88					
4 O 10 40	4 O 10 40	4 O 10 40	3 O 10 30	1 O 10 10	1 O 10 10	2 O 10 20	1 O 10 10	6 O 10 60	26	260	10.00		
(DIPLOMA STUDENT)													
SGPI: SEM-III: 5.65 ; SEM-IV: 7.04 ; SEM-V: 8.37 ; SEM-VI: 9.35 ; SEM-VII: 9.00 ; CGPI: 8.23													
CREDITS: SEM-III: 26 ; SEM-IV: 27 ; SEM-V: 27 ; SEM-VI: 26 ; SEM-VII: 26													
MARKS: SEM-III:430/750; SEM-IV:493/750; SEM-V:561/750; SEM-VI:612/750; SEM-VII:592/750; TOTAL: 3353/4500 (74.51%)													
-----													
7283445 THAKKAR MEET HITESH SONAL													
74	73	72	70	22	22	45	45	43					
19	16	18	19	23	23	22	23	42	P			671	
93	89	90	89	45	45	67	68	85					
4 O 10 40	4 O 10 40	4 O 10 40	3 O 10 30	1 O 10 10	1 O 10 10	2 O 10 20	1 O 10 10	6 O 10 60	26	260	10.00		
SGPI: SEM-I: 7.04 ; SEM-II: 6.70 ; SEM-III: 6.35 ; SEM-IV: 8.33 ; SEM-V: 7.93 ; SEM-VI: 8.31 ; SEM-VII: 9.35 ; CGPI: 7.99													
CREDITS: SEM-I: 27 ; SEM-II: 27 ; SEM-III: 26 ; SEM-IV: 27 ; SEM-V: 27 ; SEM-VI: 26 ; SEM-VII: 26													
MARKS: SEM-I:491/750; SEM-II:466/750; SEM-III:484/750; SEM-IV:557/750; SEM-V:535/750; SEM-VI:560/750; SEM-VII:605/750; TOTAL: 4369/6000 (72.82%)													
-----													
7283446 /VALA ZEAL DEEPAK ANITA													
70	73	73	73	22	21	45	44	40					
20	17	17	18	21	22	17	20	40	P			653	
90	90	90	91	43	43	62	64	80					
4 O 10 40	4 O 10 40	4 O 10 40	3 O 10 30	1 O 10 10	1 O 10 10	2 O 10 20	1 O 10 10	6 O 10 60	26	260	10.00		
SGPI: SEM-I: 6.30 ; SEM-II: 6.15 ; SEM-III: 5.27 ; SEM-IV: 5.81 ; SEM-V: 6.48 ; SEM-VI: 7.12 ; SEM-VII: 9.54 ; CGPI: 7.07													
CREDITS: SEM-I: 27 ; SEM-II: 27 ; SEM-III: 26 ; SEM-IV: 27 ; SEM-V: 27 ; SEM-VI: 26 ; SEM-VII: 26													
MARKS: SEM-I:443/750; SEM-II:436/750; SEM-III:419/750; SEM-IV:412/750; SEM-V:456/750; SEM-VI:491/750; SEM-VII:611/750; TOTAL: 3921/6000 (65.35%)													
-----													
/- FEMALE, #- 0.229, @- 0.5042/0.5043, *- 0.5045, \$- Carried Forward Grade, ~- Dyslexia, A/ABS- Absent, F- Fails, P- Passes													
RR- Reserved, RLE- Reserve for Lower Examination, RPV- Provisional, RCC- 0.5050, ADC- Admission Cancelled													
G:Grade, GP:Grade Point, C:Credits, ac:Sum of Credit Points, acG:Sum of Product of Credits & Grades													
SGPI:Semester Grade Performance Index = acG/ac, CGPI:Cumulative Grade Performance Index													
% Marks : 80 and Above 75-79.99 70-74.99 60-69.99 50-59.99 45-49.99 40-44.99 Less Than 40													
Grade / Gr. Pt. : O / 10 A / 9 B / 8 C / 7 D / 6 E / 5 F / 4 F / 0													

SEAT_NO	NAME	<Course-I>	<Course-II>	<Course-III>	<Course-IV>	<Course-V>	<Course-VI>	<Course-VII>	<Course-VIII>	<Course-IX>	TOTAL MARKS	OUT OF 750	
Th(80/32)	Th(80/32)	Th(80/32)	Th(80/32)	Tw(25/10)	Tw(25/10)	Tw(50/20)	Tw(50/20)	Tw(50/20)	Tw(50/20)	Tw(50/20)	RESULT	REMARK	
In(20/08)	In(20/08)	In(20/08)	In(20/08)	Or(25/10)	Or(25/10)	Or/Pr(25/10)	Or/Pr(25/10)	Or/Pr(25/10)	Or/Pr(25/10)	Or/Pr(50/20)			
Total	Total	Total	Total	Total	Total	Total	Total	Total	Total	Total	ac	acG	SGPI
C G GP C*G	C G GP C*G	C G GP C*G	C G GP C*G	C G GP C*G	C G GP C*G	C G GP C*G	C G GP C*G	C G GP C*G	C G GP C*G	C G GP C*G			
01. CSC801	HUMAN MACHINE INTERACTION	02. CSC802	DISTRIBUTED COMPUTING	03. CSDL08011	HIGH PERFORMANCE COMP.								
06. ILO8021	PROJECT MANAGEMENT	15. CSL801	HUMAN MACHINE INTER. LAB	16. CSL802	DISTRIBUTED COMPUTING LAB								
17. CSL803	CLOUD COMPUTING LAB.	18. CSL804	COMPUTATIONAL LAB-II	19. CSP805	MAJOR PROJECT-II								
-----													
7283447 /VARTAK ANUSHREE PRAMOD PRAJALI													
72	74	73	76	23	22	45	45	44					
18	16	17	19	23	23	20	20	44	P			674	
90	90	90	95	46	45	65	65	88					
4 O 10 40	4 O 10 40	4 O 10 40	3 O 10 30	1 O 10 10	1 O 10 10	2 O 10 20	1 O 10 10	6 O 10 60	26	260	10.00		
SGPI: SEM-I: 5.63 ; SEM-II: 5.69 ; SEM-III: 6.23 ; SEM-IV: 5.41 ; SEM-V: 6.81 ; SEM-VI: 7.81 ; SEM-VII: 9.08 ; CGPI: 7.06													
CREDITS: SEM-I: 27 ; SEM-II: 27 ; SEM-III: 26 ; SEM-IV: 27 ; SEM-V: 27 ; SEM-VI: 26 ; SEM-VII: 26													
MARKS: SEM-I:419/750; SEM-II:416/750; SEM-III:469/750; SEM-IV:384/750; SEM-V:479/750; SEM-VI:527/750; SEM-VII:605/750; TOTAL: 3973/6000 (66.22%)													
-----													
7283448 VARTAK CHINAR RAVINDRA SHILPA													
71	70	70	72	23	22	45	45	46					
19	15	17	20	23	22	21	22	46	P			669	
90	85	87	92	46	44	66	67	92					
4 O 10 40	4 O 10 40	4 O 10 40	3 O 10 30	1 O 10 10	1 O 10 10	2 O 10 20	1 O 10 10	6 O 10 60	26	260	10.00		
SGPI: SEM-I: 6.78 ; SEM-II: 6.96 ; SEM-III: 5.15 ; SEM-IV: 6.63 ; SEM-V: 7.74 ; SEM-VI: 8.92 ; SEM-VII: 9.50 ; CGPI: 7.70 @0.05													
CREDITS: SEM-I: 27 ; SEM-II: 27 ; SEM-III: 26 ; SEM-IV: 27 ; SEM-V: 27 ; SEM-VI: 26 ; SEM-VII: 26													
MARKS: SEM-I:471/750; SEM-II:488/750; SEM-III:402/750; SEM-IV:469/750; SEM-V:529/750; SEM-VI:585/750; SEM-VII:612/750; TOTAL: 4225/6000 (70.42%)													
-----													
7283449 /VARTAK JAI DILIP VIJAYA													
71	73	73	74	22	23	45	46	41					
18	19	19	17	21	23	22	23	44	P			674	
89	92	92	91	43	46	67	69	85					
4 O 10 40	4 O 10 40	4 O 10 40	3 O 10 30	1 O 10 10	1 O 10 10	2 O 10 20	1 O 10 10	6 O 10 60	26	260	10.00		
SGPI: SEM-I: 8.15 ; SEM-II: 7.50 ; SEM-III: 8.92 ; SEM-IV: 9.56 ; SEM-V: 9.26 ; SEM-VI:10.00 ; SEM-VII: 9.35 ; CGPI: 9.08													
CREDITS: SEM-I: 27 ; SEM-II: 27 ; SEM-III: 26 ; SEM-IV: 27 ; SEM-V: 27 ; SEM-VI: 26 ; SEM-VII: 26													
MARKS: SEM-I:551/750; SEM-II:510/750; SEM-III:602/750; SEM-IV:640/750; SEM-V:605/750; SEM-VI:661/750; SEM-VII:620/750; TOTAL: 4863/6000 (81.05%)													
-----													
/- FEMALE, #- 0.229, @- 0.5042/0.5043, *- 0.5045, \$- Carried Forward Grade, ~- Dyslexia, A/ABS- Absent, F- Fails, P- Passes													
RR- Reserved, RLE- Reserve for Lower Examination, RPV- Provisional, RCC- 0.5050, ADC- Admission Cancelled													
G:Grade, GP:Grade Point, C:Credits, ac:Sum of Credit Points, acG:Sum of Product of Credits & Grades													
SGPI:Semester Grade Performance Index = acG/ac, CGPI:Cumulative Grade Performance Index													
% Marks : 80 and Above 75-79.99 70-74.99 60-69.99 50-59.99 45-49.99 40-44.99 Less Than 40													
Grade / Gr. Pt. : O / 10 A / 9 B / 8 C / 7 D / 6 E / 5 F / 4 F / 0													

SEAT_NO	NAME	<Course-I> Th(80/32) In(20/08) Total C G GP C*G	<Course-II> Th(80/32) In(20/08) Total C G GP C*G	<Course-III> Th(80/32) In(20/08) Total C G GP C*G	<Course-IV> Th(80/32) In(20/08) Total C G GP C*G	<Course-V> Tw(25/10) Or(25/10) Total C G GP C*G	<Course-VI> Tw(25/10) Or(25/10) Total C G GP C*G	<Course-VII> Tw(50/20) Or/Pr(25/10) Total C G GP C*G	<Course-VIII> Tw(50/20) Or/Pr(25/10) Total C G GP C*G	<Course-IX> Tw(50/20) Or/Pr(50/20) Total C G GP C*G	RESULT	REMARK	TOTAL MARKS OUT OF 750																									
01.	CSC801	HUMAN MACHINE INTERACTION			02.	CSC802	DISTRIBUTED COMPUTING			03.	CSDL08011	HIGH PERFORMANCE COMP.																										
06.	ILO8021	PROJECT MANAGEMENT			15.	CSL801	HUMAN MACHINE INTER. LAB			16.	CSL802	DISTRIBUTED COMPUTING LAB																										
17.	CSL803	CLOUD COMPUTING LAB.			18.	CSL804	COMPUTATIONAL LAB-II			19.	CSP805	MAJOR PROJECT-II																										
-----																																						
7283450 /VARTAK JUI DILIP VIJAYA																																						
71	74	73	74	22	23	45	46	41																														
18	19	19	17	21	23	22	23	44		P			675																									
89	93	92	91	43	46	67	69	85																														
4	0	10	40	4	0	10	40	4	0	10	40	3	0	10	30	1	0	10	10	1	0	10	10	2	0	10	20	1	0	10	10	6	0	10	60	26	260	10.00
SGPI: SEM-I: 8.81 ; SEM-II: 8.33 ; SEM-III: 9.08 ; SEM-IV: 9.11 ; SEM-V: 9.41 ; SEM-VI:10.00 ; SEM-VII: 9.35 ; CGPI: 9.25																																						
CREDITS: SEM-I: 27 ; SEM-II: 27 ; SEM-III: 26 ; SEM-IV: 27 ; SEM-V: 27 ; SEM-VI: 26 ; SEM-VII: 26																																						
MARKS: SEM-I:581/750; SEM-II:568/750; SEM-III:624/750; SEM-IV:623/750; SEM-V:605/750; SEM-VI:665/750; SEM-VII:619/750; TOTAL: 4960/6000 (82.67%)																																						
-----																																						
7283451 VERMA ANURAG BHUSHAN SHIMLA																																						
71	68	72	70	22	22	42	44	45																														
20	15	18	16	22	22	22	23	44		P			658																									
91	83	90	86	44	44	64	67	89																														
4	0	10	40	4	0	10	40	3	0	10	30	1	0	10	10	1	0	10	10	2	0	10	20	1	0	10	10	6	0	10	60	26	260	10.00				
SGPI: SEM-I: 6.65 ; SEM-II: 7.44 ; SEM-III: 6.31 ; SEM-IV: 7.48 ; SEM-V: 7.41 ; SEM-VI: 9.38 ; SEM-VII: 9.50 ; CGPI: 8.01																																						
CREDITS: SEM-I: 27 ; SEM-II: 27 ; SEM-III: 26 ; SEM-IV: 27 ; SEM-V: 27 ; SEM-VI: 26 ; SEM-VII: 26																																						
MARKS: SEM-I:476/750; SEM-II:510/750; SEM-III:466/750; SEM-IV:517/750; SEM-V:519/750; SEM-VI:589/750; SEM-VII:614/750; TOTAL: 4349/6000 (72.48%)																																						
-----																																						
7283452 YADAV ADITYA UDAYRAJ SUSHILA																																						
69	68	70	69	22	19	45	45	44																														
18	16	19	18	23	22	22	23	45		P			657																									
87	84	89	87	45	41	67	68	89																														
4	0	10	40	4	0	10	40	3	0	10	30	1	0	10	10	1	0	10	10	2	0	10	20	1	0	10	10	6	0	10	60	26	260	10.00				
SGPI: SEM-I: 8.41 ; SEM-II: 8.78 ; SEM-III: 8.92 ; SEM-IV: 9.26 ; SEM-V: 8.96 ; SEM-VI: 9.46 ; SEM-VII: 9.19 ; CGPI: 9.12																																						
CREDITS: SEM-I: 27 ; SEM-II: 27 ; SEM-III: 26 ; SEM-IV: 27 ; SEM-V: 27 ; SEM-VI: 26 ; SEM-VII: 26																																						
MARKS: SEM-I:573/750; SEM-II:589/750; SEM-III:603/750; SEM-IV:630/750; SEM-V:600/750; SEM-VI:628/750; SEM-VII:614/750; TOTAL: 4894/6000 (81.57%)																																						
-----																																						
/- FEMALE, #- 0.229, @- 0.5042/0.5043, *- 0.5045, \$- Carried Forward Grade, ~- Dyslexia, A/ABS- Absent, F- Fails, P- Passes																																						
RR- Reserved, RLE- Reserve for Lower Examination, RPV- Provisional, RCC- 0.5050, ADC- Admission Cancelled																																						
G:Grade, GP:Grade Point, C:Credits, aC:Sum of Credit Points, aCG:Sum of Product of Credits & Grades																																						
SGPI:Semester Grade Performance Index = aCG/aC, CGPI:Cumulative Grade Performance Index																																						
% Marks : 80 and Above 75-79.99 70-74.99 60-69.99 50-59.99 45-49.99 40-44.99 Less Than 40																																						
Grade / Gr. Pt. : O / 10 A / 9 B / 8 C / 7 D / 6 E / 5 F / 4 F / 0																																						
-----																																						

SEAT_NO	NAME	<Course-I> Th(80/32) In(20/08) Total C G GP C*G	<Course-II> Th(80/32) In(20/08) Total C G GP C*G	<Course-III> Th(80/32) In(20/08) Total C G GP C*G	<Course-IV> Th(80/32) In(20/08) Total C G GP C*G	<Course-V> Tw(25/10) Or(25/10) Total C G GP C*G	<Course-VI> Tw(25/10) Or(25/10) Total C G GP C*G	<Course-VII> Tw(50/20) Or/Pr(25/10) Total C G GP C*G	<Course-VIII> Tw(50/20) Or/Pr(25/10) Total C G GP C*G	<Course-IX> Tw(50/20) Or/Pr(50/20) Total C G GP C*G	RESULT	REMARK	TOTAL MARKS OUT OF 750
01. CSC801	HUMAN MACHINE INTERACTION												
06. ILO8021	PROJECT MANAGEMENT												
17. CSL803	CLOUD COMPUTING LAB.												
02. CSC802	DISTRIBUTED COMPUTING												
15. CSL801	HUMAN MACHINE INTER. LAB												
18. CSL804	COMPUTATIONAL LAB-II												
03. CSDL08011	HIGH PERFORMANCE COMP.												
16. CSL802	DISTRIBUTED COMPUTING LAB												
19. CSP805	MAJOR PROJECT-II												
7283453	YADAV AMIT SHIVPRAKASH MALTI												
73	69	73	72	23	19	42	46	45					
20	17	19	19	22	22	22	23	46		P		672	
93	86	92	91	45	41	64	69	91					
4 O 10 40	4 O 10 40	4 O 10 40	3 O 10 30	1 O 10 10	1 O 10 10	2 O 10 20	1 O 10 10	6 O 10 60			26	260	10.00
SGPI: SEM-I: 8.30 ; SEM-II: 9.00 ; SEM-III: 9.54 ; SEM-IV: 9.63 ; SEM-V: 9.11 ; SEM-VI: 9.81 ; SEM-VII: 9.31 ; CGPI: 9.33													
CREDITS: SEM-I: 27 ; SEM-II: 27 ; SEM-III: 26 ; SEM-IV: 27 ; SEM-V: 27 ; SEM-VI: 26 ; SEM-VII: 26													
MARKS: SEM-I:569/750; SEM-II:601/750; SEM-III:635/750; SEM-IV:615/750; SEM-V:589/750; SEM-VI:634/750; SEM-VII:609/750; TOTAL: 4924/6000 (82.07%)													
01. CSC801	HUMAN MACHINE INTERACTION												
10. ILO8025	PROFESSIONAL ETHICS & CSR												
17. CSL803	CLOUD COMPUTING LAB.												
02. CSC802	DISTRIBUTED COMPUTING												
15. CSL801	HUMAN MACHINE INTER. LAB												
18. CSL804	COMPUTATIONAL LAB-II												
03. CSDL08011	HIGH PERFORMANCE COMP.												
16. CSL802	DISTRIBUTED COMPUTING LAB												
19. CSP805	MAJOR PROJECT-II												
7283454	CHIMKAR AKSHAY SHRIKRUSHNA RUPALI												
72	70	71	59	21	20	43	43	42					
18	15	17	17	20	20	19	22	41		P		630	
90	85	88	76	41	40	62	65	83					
4 O 10 40	4 O 10 40	4 O 10 40	3 A 9 27	1 O 10 10	1 O 10 10	2 O 10 20	1 O 10 10	6 O 10 60			26	257	9.88
SGPI: SEM-I: 6.07 ; SEM-II: 5.98 ; SEM-III: 5.42 ; SEM-IV: 5.41 ; SEM-V: 6.74 ; SEM-VI: 6.81 ; SEM-VII: 9.08 ; CGPI: 6.91													
CREDITS: SEM-I: 27 ; SEM-II: 27 ; SEM-III: 26 ; SEM-IV: 27 ; SEM-V: 27 ; SEM-VI: 26 ; SEM-VII: 26													
MARKS: SEM-I:463/750; SEM-II:421/750; SEM-III:417/750; SEM-IV:400/750; SEM-V:463/750; SEM-VI:471/750; SEM-VII:581/750; TOTAL: 3846/6000 (64.10%)													
7283455	/DHAKA ROMA SUNIL HEMA												
73	71	73	57	21	21	44	45	40					
18	15	19	18	21	22	20	20	40		P		638	
91	86	92	75	42	43	64	65	80					
4 O 10 40	4 O 10 40	4 O 10 40	3 A 9 27	1 O 10 10	1 O 10 10	2 O 10 20	1 O 10 10	6 O 10 60			26	257	9.88
SGPI: SEM-I: 7.67 ; SEM-II: 6.44 ; SEM-III: 7.31 ; SEM-IV: 7.59 ; SEM-V: 8.00 ; SEM-VI: 8.50 ; SEM-VII: 8.77 ; CGPI: 8.01													
CREDITS: SEM-I: 27 ; SEM-II: 27 ; SEM-III: 26 ; SEM-IV: 27 ; SEM-V: 27 ; SEM-VI: 26 ; SEM-VII: 26													
MARKS: SEM-I:532/750; SEM-II:450/750; SEM-III:522/750; SEM-IV:509/750; SEM-V:528/750; SEM-VI:554/750; SEM-VII:571/750; TOTAL: 4304/6000 (71.73%)													
/- FEMALE, #- 0.229, @- 0.5042/0.5043, *- 0.5045, \$- Carried Forward Grade, ~- Dyslexia, A/ABS- Absent, F- Fails, P- Passes													
RR- Reserved, RLE- Reserve for Lower Examination, RPV- Provisional, RCC- 0.5050, ADC- Admission Cancelled													
G:Grade, GP:Grade Point, C:Credits, aC:Sum of Credit Points, aCG:Sum of Product of Credits & Grades													
SGPI:Semester Grade Performance Index = aCG/aC, CGPI:Cumulative Grade Performance Index													
% Marks : 80 and Above 75-79.99 70-74.99 60-69.99 50-59.99 45-49.99 40-44.99 Less Than 40													
Grade / Gr. Pt. : O / 10 A / 9 B / 8 C / 7 D / 6 E / 5 P / 4 F / 0													

SEAT_NO	NAME	<Course-I> Th(80/32) In(20/08) Total C G GP C*G	<Course-II> Th(80/32) In(20/08) Total C G GP C*G	<Course-III> Th(80/32) In(20/08) Total C G GP C*G	<Course-IV> Th(80/32) In(20/08) Total C G GP C*G	<Course-V> Tw(25/10) Or(25/10) Total C G GP C*G	<Course-VI> Tw(25/10) Or(25/10) Total C G GP C*G	<Course-VII> Tw(50/20) Or/Pr(25/10) Total C G GP C*G	<Course-VIII> Tw(50/20) Or/Pr(25/10) Total C G GP C*G	<Course-IX> Tw(50/20) Or/Pr(50/20) Total C G GP C*G	RESULT	REMARK	TOTAL MARKS OUT OF 750
01.	CSC801	HUMAN MACHINE INTERACTION			02.	CSC802	DISTRIBUTED COMPUTING			03.	CSDL08011	HIGH PERFORMANCE COMP.	
10.	ILO8025	PROFESSIONAL ETHICS & CSR			15.	CSL801	HUMAN MACHINE INTER. LAB			16.	CSL802	DISTRIBUTED COMPUTING LAB	
17.	CSL803	CLOUD COMPUTING LAB.			18.	CSL804	COMPUTATIONAL LAB-II			19.	CSP805	MAJOR PROJECT-II	
7283456	DUBEY SACHIN DHIRENDRA ANJU	68	72	72	60	21	21	43	44	40			
		18	17	18	18	20	19	18	22	42	P		633
		86	89	90	78	41	40	61	66	82			
		4 O 10 40	4 O 10 40	4 O 10 40	3 A 9 27	1 O 10 10	1 O 10 10	2 O 10 20	1 O 10 10	6 O 10 60	26	257	9.88
		SGPI: SEM-I: 6.93 ; SEM-II: 5.74 ; SEM-III: 6.35 ; SEM-IV: 7.15 ; SEM-V: 7.44 ; SEM-VI: 8.65 ; SEM-VII: 9.69 ; CGPI: 7.71 @0.04											
		CREDITS: SEM-I: 27 ; SEM-II: 27 ; SEM-III: 26 ; SEM-IV: 27 ; SEM-V: 27 ; SEM-VI: 26 ; SEM-VII: 26											
		MARKS: SEM-I:484/750; SEM-II:415/750; SEM-III:446/750; SEM-IV:482/750; SEM-V:515/750; SEM-VI:574/750; SEM-VII:619/750; TOTAL: 4168/6000 (69.47%)											
7283457	GANDHI PRITUL SHAILESH NITA	68	65	70	61	20	21	45	42	45			
		18	16	16	17	20	20	17	21	44	P		626
		86	81	86	78	40	41	62	63	89			
		4 O 10 40	4 O 10 40	4 O 10 40	3 A 9 27	1 O 10 10	1 O 10 10	2 O 10 20	1 O 10 10	6 O 10 60	26	257	9.88
		SGPI: SEM-I: 5.78 ; SEM-II: 6.17 ; SEM-III: 6.31 ; SEM-IV: 5.59 ; SEM-V: 5.85 ; SEM-VI: 6.96 ; SEM-VII: 8.69 ; CGPI: 6.88											
		CREDITS: SEM-I: 27 ; SEM-II: 27 ; SEM-III: 26 ; SEM-IV: 27 ; SEM-V: 27 ; SEM-VI: 26 ; SEM-VII: 26											
		MARKS: SEM-I:433/750; SEM-II:417/750; SEM-III:462/750; SEM-IV:385/750; SEM-V:430/750; SEM-VI:474/750; SEM-VII:580/750; TOTAL: 3807/6000 (63.45%)											
7283458	/GUPTE TAPASYA KISHOR PRATIM	73	74	75	62	22	22	44	46	45			
		20	16	20	19	23	22	22	24	44	P		673
		93	90	95	81	45	44	66	70	89			
		4 O 10 40	4 O 10 40	4 O 10 40	3 O 10 30	1 O 10 10	1 O 10 10	2 O 10 20	1 O 10 10	6 O 10 60	26	260	10.00
		SGPI: SEM-I: 8.33 ; SEM-II: 8.57 ; SEM-III: 9.19 ; SEM-IV: 9.56 ; SEM-V: 9.41 ; SEM-VI:10.00 ; SEM-VII: 9.69 ; CGPI: 9.34											
		CREDITS: SEM-I: 27 ; SEM-II: 27 ; SEM-III: 26 ; SEM-IV: 27 ; SEM-V: 27 ; SEM-VI: 26 ; SEM-VII: 26											
		MARKS: SEM-I:570/750; SEM-II:563/750; SEM-III:618/750; SEM-IV:642/750; SEM-V:615/750; SEM-VI:670/750; SEM-VII:627/750; TOTAL: 4978/6000 (82.97%)											
/- FEMALE, #- 0.229, @- 0.5042/0.5043, *- 0.5045, \$- Carried Forward Grade, ~- Dyslexia, A/ABS- Absent, F- Fails, P- Passes													
RR- Reserved, RLE- Reserve for Lower Examination, RPV- Provisional, RCC- 0.5050, ADC- Admission Cancelled													
G:Grade, GP:Grade Point, C:Credits, aC:Sum of Credit Points, aCG:Sum of Product of Credits & Grades													
SGPI:Semester Grade Performance Index = aCG/aC, CGPI:Cumulative Grade Performance Index													
% Marks : 80 and Above 75-79.99 70-74.99 60-69.99 50-59.99 45-49.99 40-44.99 Less Than 40													
Grade / Gr. Pt. : O / 10 A / 9 B / 8 C / 7 D / 6 E / 5 F / 4 F / 0													

SEAT_NO	NAME	<Course-I> Th(80/32) In(20/08) Total C G GP C*G	<Course-II> Th(80/32) In(20/08) Total C G GP C*G	<Course-III> Th(80/32) In(20/08) Total C G GP C*G	<Course-IV> Th(80/32) In(20/08) Total C G GP C*G	<Course-V> Tw(25/10) Or(25/10) Total C G GP C*G	<Course-VI> Tw(25/10) Or(25/10) Total C G GP C*G	<Course-VII> Tw(50/20) Or/Pr(25/10) Total C G GP C*G	<Course-VIII> Tw(50/20) Or/Pr(25/10) Total C G GP C*G	<Course-IX> Tw(50/20) Or/Pr(50/20) Total C G GP C*G	RESULT	REMARK	TOTAL MARKS OUT OF 750
01.	CSC801	HUMAN MACHINE INTERACTION			02.	CSC802	DISTRIBUTED COMPUTING			03.	CSDL08011	HIGH PERFORMANCE COMP.	
10.	ILO8025	PROFESSIONAL ETHICS & CSR			15.	CSL801	HUMAN MACHINE INTER. LAB			16.	CSL802	DISTRIBUTED COMPUTING LAB	
17.	CSL803	CLOUD COMPUTING LAB.			18.	CSL804	COMPUTATIONAL LAB-II			19.	CSP805	MAJOR PROJECT-II	
-----													
7283459	HARIYAN GANESH SHIVNATH SAYALI												
		74	73	73	61	22	20	45	43	45			
		19	16	18	18	22	20	21	23	45	P		658
		93	89	91	79	44	40	66	66	90			
		4 O 10 40	4 O 10 40	4 O 10 40	3 A 9 27	1 O 10 10	1 O 10 10	2 O 10 20	1 O 10 10	6 O 10 60	26	257	9.88
		SGPI: SEM-I: 8.44 ; SEM-II: 8.85 ; SEM-III: 8.73 ; SEM-IV: 8.96 ; SEM-V: 8.96 ; SEM-VI: 9.65 ; SEM-VII: 9.00 ; CGPI: 9.05											
		CREDITS: SEM-I: 27 ; SEM-II: 27 ; SEM-III: 26 ; SEM-IV: 27 ; SEM-V: 27 ; SEM-VI: 26 ; SEM-VII: 26											
		MARKS: SEM-I:569/750; SEM-II:575/750; SEM-III:580/750; SEM-IV:595/750; SEM-V:588/750; SEM-VI:621/750; SEM-VII:588/750; TOTAL: 4774/6000 (79.57%)											
-----													
7283460	HOLANI ABHISHEK SUSHIL KIRAN												
		69	68	70	59	22	20	44	43	45			
		17	16	16	17	22	20	21	21	46	P		636
		86	84	86	76	44	40	65	64	91			
		4 O 10 40	4 O 10 40	4 O 10 40	3 A 9 27	1 O 10 10	1 O 10 10	2 O 10 20	1 O 10 10	6 O 10 60	26	257	9.88
		SGPI: SEM-I: 8.15 ; SEM-II: 7.57 ; SEM-III: 6.23 ; SEM-IV: 6.93 ; SEM-V: 6.67 ; SEM-VI: 8.38 ; SEM-VII: 8.46 ; CGPI: 7.78											
		CREDITS: SEM-I: 27 ; SEM-II: 27 ; SEM-III: 26 ; SEM-IV: 27 ; SEM-V: 27 ; SEM-VI: 26 ; SEM-VII: 26											
		MARKS: SEM-I:551/750; SEM-II:515/750; SEM-III:454/750; SEM-IV:462/750; SEM-V:475/750; SEM-VI:547/750; SEM-VII:567/750; TOTAL: 4207/6000 (70.12%)											
-----													
7283461	NAIK NILAY PRASHANT RAJSHREE												
		73	68	72	60	23	19	45	45	46			
		19	13	19	18	23	21	18	22	46	P		650
		92	81	91	78	46	40	63	67	92			
		4 O 10 40	4 O 10 40	4 O 10 40	3 A 9 27	1 O 10 10	1 O 10 10	2 O 10 20	1 O 10 10	6 O 10 60	26	257	9.88
		SGPI: SEM-I: 6.41 ; SEM-II: 6.98 ; SEM-III: 6.81 ; SEM-IV: 6.63 ; SEM-V: 7.74 ; SEM-VI: 8.08 ; SEM-VII: 9.50 ; CGPI: 7.74 @0.01											
		CREDITS: SEM-I: 27 ; SEM-II: 27 ; SEM-III: 26 ; SEM-IV: 27 ; SEM-V: 27 ; SEM-VI: 26 ; SEM-VII: 26											
		MARKS: SEM-I:446/750; SEM-II:473/750; SEM-III:508/750; SEM-IV:465/750; SEM-V:507/750; SEM-VI:556/750; SEM-VII:623/750; TOTAL: 4228/6000 (70.47%)											
-----													
/- FEMALE, #- 0.229, @- 0.5042/0.5043, *- 0.5045, \$- Carried Forward Grade, ~- Dyslexia, A/ABS- Absent, F- Fails, P- Passes													
RR- Reserved, RLE- Reserve for Lower Examination, RPV- Provisional, RCC- 0.5050, ADC- Admission Cancelled													
G:Grade, GP:Grade Point, C:Credits, aC:Sum of Credit Points, aCG:Sum of Product of Credits & Grades													
SGPI:Semester Grade Performance Index = aCG/aC, CGPI:Cumulative Grade Performance Index													
% Marks : 80 and Above 75-79.99 70-74.99 60-69.99 50-59.99 45-49.99 40-44.99 Less Than 40													
Grade / Gr. Pt. : O / 10 A / 9 B / 8 C / 7 D / 6 E / 5 F / 4 F / 0													

SEAT_NO	NAME	<Course-I> Th(80/32) In(20/08) Total C G GP C*G	<Course-II> Th(80/32) In(20/08) Total C G GP C*G	<Course-III> Th(80/32) In(20/08) Total C G GP C*G	<Course-IV> Th(80/32) In(20/08) Total C G GP C*G	<Course-V> Tw(25/10) Or(25/10) Total C G GP C*G	<Course-VI> Tw(25/10) Or(25/10) Total C G GP C*G	<Course-VII> Tw(50/20) Or/Pr(25/10) Total C G GP C*G	<Course-VIII> Tw(50/20) Or/Pr(25/10) Total C G GP C*G	<Course-IX> Tw(50/20) Or/Pr(50/20) Total C G GP C*G	RESULT	REMARK	TOTAL MARKS OUT OF 750
01. CSC801	HUMAN MACHINE INTERACTION												
10. ILO8025	PROFESSIONAL ETHICS & CSR												
17. CSL803	CLOUD COMPUTING LAB.												
02. CSC802	DISTRIBUTED COMPUTING												
15. CSL801	HUMAN MACHINE INTER. LAB												
18. CSL804	COMPUTATIONAL LAB-II												
03. CSDLO8011	HIGH PERFORMANCE COMP.												
16. CSL802	DISTRIBUTED COMPUTING LAB												
19. CSP805	MAJOR PROJECT-II												
7283462	PAL NEERAJ TUFANILAL SHITAL												
		70	70	72	62	22	20	45	43	40			
		20	15	18	18	21	21	19	22	42	P		640
		90	85	90	80	43	41	64	65	82			
		4 O 10 40	4 O 10 40	4 O 10 40	3 O 10 30	1 O 10 10	1 O 10 10	2 O 10 20	1 O 10 10	6 O 10 60	26	260	10.00
		SGPI: SEM-I: 8.41 ; SEM-II: 7.96 ; SEM-III: 7.62 ; SEM-IV: 7.93 ; SEM-V: 7.70 ; SEM-VI: 8.65 ; SEM-VII: 9.54 ; CGPI: 8.47											
		CREDITS: SEM-I: 27 ; SEM-II: 27 ; SEM-III: 26 ; SEM-IV: 27 ; SEM-V: 27 ; SEM-VI: 26 ; SEM-VII: 26											
		MARKS: SEM-I:559/750; SEM-II:519/750; SEM-III:523/750; SEM-IV:534/750; SEM-V:527/750; SEM-VI:561/750; SEM-VII:611/750; TOTAL: 4474/6000 (74.57%)											
7283463	/SHETTY GAYATRI SUDARSHAN SARASWATHI												
		71	71	68	60	21	19	45	45	44			
		18	14	17	17	22	21	23	23	44	P		643
		89	85	85	77	43	40	68	68	88			
		4 O 10 40	4 O 10 40	4 O 10 40	3 A 9 27	1 O 10 10	1 O 10 10	2 O 10 20	1 O 10 10	6 O 10 60	26	257	9.88
		SGPI: SEM-I: 7.07 ; SEM-II: 7.11 ; SEM-III: 5.85 ; SEM-IV: 6.00 ; SEM-V: 6.96 ; SEM-VI: 7.69 ; SEM-VII: 9.46 ; CGPI: 7.49											
		CREDITS: SEM-I: 27 ; SEM-II: 27 ; SEM-III: 26 ; SEM-IV: 27 ; SEM-V: 27 ; SEM-VI: 26 ; SEM-VII: 26											
		MARKS: SEM-I:482/750; SEM-II:487/750; SEM-III:436/750; SEM-IV:439/750; SEM-V:474/750; SEM-VI:511/750; SEM-VII:610/750; TOTAL: 4082/6000 (68.03%)											
7283464	SHIRSATH SUDHIR CHANDRAHAS SUNITA												
		67	58	62	40	20	17	38	28	28			
		18	13	17	17	21	16	18	15	28	P		521
		85	71	79	57	41	33	56	43	56			
		4 O 10 40	4 B 8 32	4 A 9 36	3 D 6 18	1 O 10 10	1 C 7 7	2 B 8 16	1 D 6 6	6 D 6 36	26	201	7.73
		SGPI: SEM-I: 5.93 ; SEM-II: 5.04 ; SEM-III: 6.00 ; SEM-IV: 4.96 ; SEM-V: 7.11 ; SEM-VI: 6.27 ; SEM-VII: 6.46 ; CGPI: 6.17											
		CREDITS: SEM-I: 27 ; SEM-II: 27 ; SEM-III: 28 ; SEM-IV: 28 ; SEM-V: 27 ; SEM-VI: 26 ; SEM-VII: 26											
		MARKS: SEM-I:438/750; SEM-II:378/750; SEM-III:433/800; SEM-IV:407/825; SEM-V:464/750; SEM-VI:428/750; SEM-VII:467/750; TOTAL: 3536/6125 (57.73%)											
/- FEMALE, #- 0.229, @- 0.5042/0.5043, *- 0.5045, \$- Carried Forward Grade, ~- Dyslexia, A/ABS- Absent, F- Fails, P- Passes													
RR- Reserved, RLE- Reserve for Lower Examination, RPV- Provisional, RCC- 0.5050, ADC- Admission Cancelled													
G:Grade, GP:Grade Point, C:Credits, aC:Sum of Credit Points, aCG:Sum of Product of Credits & Grades													
SGPI:Semester Grade Performance Index = aCG/aC, CGPI:Cumulative Grade Performance Index													
% Marks : 80 and Above 75-79.99 70-74.99 60-69.99 50-59.99 45-49.99 40-44.99 Less Than 40													
Grade / Gr. Pt. : O / 10 A / 9 B / 8 C / 7 D / 6 E / 5 F / 4 F / 0													

SEAT_NO	NAME	<Course-I>	<Course-II>	<Course-III>	<Course-IV>	<Course-V>	<Course-VI>	<Course-VII>	<Course-VIII>	<Course-IX>	TOTAL MARKS	OUT OF 750	
Th(80/32)	Th(80/32)	Th(80/32)	Th(80/32)	Tw(25/10)	Tw(25/10)	Tw(50/20)	Tw(50/20)	Tw(50/20)	Tw(50/20)	Tw(50/20)	RESULT	REMARK	
In(20/08)	In(20/08)	In(20/08)	In(20/08)	Or(25/10)	Or(25/10)	Or/Pr(25/10)	Or/Pr(25/10)	Or/Pr(25/10)	Or/Pr(25/10)	Or/Pr(50/20)	SGPI		
Total	Total	Total	Total	Total	Total	Total	Total	Total	Total	Total	ac	acg	SGPI
C G GP C*G	C G GP C*G	C G GP C*G	C G GP C*G	C G GP C*G	C G GP C*G	C G GP C*G	C G GP C*G	C G GP C*G	C G GP C*G	C G GP C*G			
01. CSC801	HUMAN MACHINE INTERACTION	02. CSC802	DISTRIBUTED COMPUTING	03. CSDL08011	HIGH PERFORMANCE COMP.								
10. ILO8025	PROFESSIONAL ETHICS & CSR	15. CSL801	HUMAN MACHINE INTER. LAB	16. CSL802	DISTRIBUTED COMPUTING LAB								
17. CSL803	CLOUD COMPUTING LAB.	18. CSL804	COMPUTATIONAL LAB-II	19. CSP805	MAJOR PROJECT-II								
-----													
7283465 /SINGH DIVYA VEDPRAKASH GEETA													
71	67	74	66	22	19	45	45	41					
18	15	19	17	22	20	21	23	41	P			646	
89	82	93	83	44	39	66	68	82					
4 O 10 40	4 O 10 40	4 O 10 40	3 O 10 30	1 O 10 10	1 A 9 9	2 O 10 20	1 O 10 10	6 O 10 60	26	259	9.96		
SGPI: SEM-I: 8.59 ; SEM-II: 8.13 ; SEM-III: 8.92 ; SEM-IV: 8.44 ; SEM-V: 8.67 ; SEM-VI: 9.38 ; SEM-VII: 9.12 ; CGPI: 8.89													
CREDITS: SEM-I: 27 ; SEM-II: 27 ; SEM-III: 26 ; SEM-IV: 27 ; SEM-V: 27 ; SEM-VI: 26 ; SEM-VII: 26													
MARKS: SEM-I:561/750; SEM-II:553/750; SEM-III:598/750; SEM-IV:559/750; SEM-V:583/750; SEM-VI:624/750; SEM-VII:600/750; TOTAL: 4724/6000 (78.73%)													
-----													
7283466 SINGH ROHIT RAJESH MUNNI													
70	70	71	58	22	21	45	44	42					
19	14	18	17	22	20	23	23	45	P			644	
89	84	89	75	44	41	68	67	87					
4 O 10 40	4 O 10 40	4 O 10 40	3 A 9 27	1 O 10 10	1 O 10 10	2 O 10 20	1 O 10 10	6 O 10 60	26	257	9.88		
SGPI: SEM-I: 6.26 ; SEM-II: 6.69 ; SEM-III: 7.46 ; SEM-IV: 8.89 ; SEM-V: 8.15 ; SEM-VI: 9.04 ; SEM-VII: 9.15 ; CGPI: 8.18													
CREDITS: SEM-I: 27 ; SEM-II: 27 ; SEM-III: 26 ; SEM-IV: 27 ; SEM-V: 27 ; SEM-VI: 26 ; SEM-VII: 26													
MARKS: SEM-I:459/750; SEM-II:469/750; SEM-III:529/750; SEM-IV:577/750; SEM-V:561/750; SEM-VI:602/750; SEM-VII:600/750; TOTAL: 4441/6000 (74.02%)													
-----													
01. CSC801	HUMAN MACHINE INTERACTION	02. CSC802	DISTRIBUTED COMPUTING	03. CSDL08011	HIGH PERFORMANCE COMP.								
14. ILO8029	ENVIRONMENTAL MANAGEMENT	15. CSL801	HUMAN MACHINE INTER. LAB	16. CSL802	DISTRIBUTED COMPUTING LAB								
17. CSL803	CLOUD COMPUTING LAB.	18. CSL804	COMPUTATIONAL LAB-II	19. CSP805	MAJOR PROJECT-II								
-----													
7283467 SHINGADE AJAY BABU SAGEETA													
49	70	56	66	18	20	45	25	25					
15	16	14	16	17	20	17	16	25	P	RLE		530	
64	86	70	82	35	40	62	41	50					
4 C 7 28	4 O 10 40	4 B 8 32	3 O 10 30	1 B 8 8	1 O 10 10	2 O 10 20	1 D 6 6	6 D 6 36	26	210	8.08		
(DIPLOMA STUDENT)													
SGPI: SEM-III: 5.00 ; SEM-IV: 6.56 ; SEM-V: -- ; SEM-VI: 5.77 ; SEM-VII: 7.04 ; CGPI: --													
CREDITS: SEM-III: 26 ; SEM-IV: 27 ; SEM-V: -- ; SEM-VI: 26 ; SEM-VII: 26													
MARKS: SEM-III:394/750; SEM-IV:444/750; SEM-V: -- ; SEM-VI:406/750; SEM-VII:477/750; TOTAL: --													
-----													
/- FEMALE, #- 0.229, @- 0.5042/0.5043, *- 0.5045, \$- Carried Forward Grade, ~- Dyslexia, A/ABS- Absent, F- Fails, P- Passes													
RR- Reserved, RLE- Reserve for Lower Examination, RPV- Provisional, RCC- 0.5050, ADC- Admission Cancelled													
G:Grade, GP:Grade Point, C:Credits, ac:Sum of Credit Points, acG:Sum of Product of Credits & Grades													
SGPI:Semester Grade Performance Index = acG/ac, CGPI:Cumulative Grade Performance Index													
% Marks : 80 and Above 75-79.99 70-74.99 60-69.99 50-59.99 45-49.99 40-44.99 Less Than 40													
Grade / Gr. Pt. : O / 10 A / 9 B / 8 C / 7 D / 6 E / 5 P / 4 F / 0													



SEAT_NO	NAME	<Course-I>	<Course-II>	<Course-III>	<Course-IV>	<Course-V>	<Course-VI>	<Course-VII>	<Course-VIII>	<Course-IX>	TOTAL MARKS	OUT OF 750
		Th(80/32)	Th(80/32)	Th(80/32)	Th(80/32)	Tw(25/10)	Tw(25/10)	Tw(50/20)	Tw(50/20)	Tw(50/20)		
		In(20/08)	In(20/08)	In(20/08)	In(20/08)	Or(25/10)	Or(25/10)	Or/Pr(25/10)	Or/Pr(25/10)	Or/Pr(50/20)	RESULT	REMARK
		Total	Total	Total	Total	Total	Total	Total	Total	Total	ac	acG
		C G GP C*G	C G GP C*G	C G GP C*G	C G GP C*G	C G GP C*G	C G GP C*G	C G GP C*G	C G GP C*G	C G GP C*G	ac	acG
01. CSC801	HUMAN MACHINE INTERACTION	02. CSC802	DISTRIBUTED COMPUTING	04. CSDL08012	NATURAL LANG. PROCESSING							
06. ILO8021	PROJECT MANAGEMENT	15. CSL801	HUMAN MACHINE INTER. LAB	16. CSL802	DISTRIBUTED COMPUTING LAB							
17. CSL803	CLOUD COMPUTING LAB.	18. CSL804	COMPUTATIONAL LAB-II	19. CSP805	MAJOR PROJECT-II							
7283468	GARGADE SHUBHAM KUMAR VANITA											
68	70	66	74	22	19	45	43	45				
19	16	18	18	23	19	21	23	44	P			653
87	86	84	92	45	38	66	66	89				
4 O 10 40	4 O 10 40	4 O 10 40	3 O 10 30	1 O 10 10	1 A 9 9	2 O 10 20	1 O 10 10	6 O 10 60	26	259	9.96	
SGPI: SEM-I: 6.70 ; SEM-II: 6.43 ; SEM-III: 7.46 ; SEM-IV: 7.70 ; SEM-V: 8.07 ; SEM-VI: 7.62 ; SEM-VII: 8.08 ; CGPI: 7.74 @0.01												
CREDITS: SEM-I: 27 ; SEM-II: 27 ; SEM-III: 26 ; SEM-IV: 27 ; SEM-V: 27 ; SEM-VI: 26 ; SEM-VII: 26												
MARKS: SEM-I:464/750; SEM-II:454/750; SEM-III:507/750; SEM-IV:524/750; SEM-V:540/750; SEM-VI:542/750; SEM-VII:554/750; TOTAL: 4238/6000 (70.63%)												
7283469	JAIN ROHAN PRAKASH SEEMA											
71	65	70	64	22	19	45	45	45				
16	14	19	16	22	20	21	23	44	P			641
87	79	89	80	44	39	66	68	89				
4 O 10 40	4 A 9 36	4 O 10 40	3 O 10 30	1 O 10 10	1 A 9 9	2 O 10 20	1 O 10 10	6 O 10 60	26	255	9.81	
SGPI: SEM-I: 8.48 ; SEM-II: 8.63 ; SEM-III: 9.54 ; SEM-IV: 8.74 ; SEM-V: 8.22 ; SEM-VI: 8.65 ; SEM-VII: 8.62 ; CGPI: 8.83												
CREDITS: SEM-I: 27 ; SEM-II: 27 ; SEM-III: 26 ; SEM-IV: 27 ; SEM-V: 27 ; SEM-VI: 26 ; SEM-VII: 26												
MARKS: SEM-I:572/750; SEM-II:567/750; SEM-III:633/750; SEM-IV:574/750; SEM-V:558/750; SEM-VI:587/750; SEM-VII:574/750; TOTAL: 4706/6000 (78.43%)												
7283470	PATEL RAVIKUMAR RAJENDRA BHAVANA											
68	65	71	69	21	18	42	42	46				
17	17	18	19	21	20	21	20	45	P			640
85	82	89	88	42	38	63	62	91				
4 O 10 40	4 O 10 40	4 O 10 40	3 O 10 30	1 O 10 10	1 A 9 9	2 O 10 20	1 O 10 10	6 O 10 60	26	259	9.96	
SGPI: SEM-I: 7.22 ; SEM-II: 7.04 ; SEM-III: 6.00 ; SEM-IV: 6.41 ; SEM-V: 7.44 ; SEM-VI: 8.19 ; SEM-VII: 9.15 ; CGPI: 7.66 @0.09												
CREDITS: SEM-I: 27 ; SEM-II: 27 ; SEM-III: 26 ; SEM-IV: 27 ; SEM-V: 27 ; SEM-VI: 26 ; SEM-VII: 26												
MARKS: SEM-I:496/750; SEM-II:491/750; SEM-III:422/750; SEM-IV:454/750; SEM-V:509/750; SEM-VI:556/750; SEM-VII:602/750; TOTAL: 4170/6000 (69.50%)												
/- FEMALE, #- 0.229, @- 0.5042/0.5043, *- 0.5045, \$- Carried Forward Grade, ~- Dyslexia, A/ABS- Absent, F- Fails, P- Passes												
RR- Reserved, RLE- Reserve for Lower Examination, RPV- Provisional, RCC- 0.5050, ADC- Admission Cancelled												
G:Grade, GP:Grade Point, C:Credits, ac:Sum of Credit Points, acG:Sum of Product of Credits & Grades												
SGPI:Semester Grade Performance Index = acG/ac, CGPI:Cumulative Grade Performance Index												
% Marks : 80 and Above 75-79.99 70-74.99 60-69.99 50-59.99 45-49.99 40-44.99 Less Than 40												
Grade / Gr. Pt. : O / 10 A / 9 B / 8 C / 7 D / 6 E / 5 F / 4 F / 0												

SEAT_NO	NAME	<Course-I>	<Course-II>	<Course-III>	<Course-IV>	<Course-V>	<Course-VI>	<Course-VII>	<Course-VIII>	<Course-IX>	TOTAL MARKS	OUT OF 750
		Th(80/32)	Th(80/32)	Th(80/32)	Th(80/32)	Tw(25/10)	Tw(25/10)	Tw(50/20)	Tw(50/20)	Tw(50/20)		
		In(20/08)	In(20/08)	In(20/08)	In(20/08)	Or(25/10)	Or(25/10)	Or/Pr(25/10)	Or/Pr(25/10)	Or/Pr(50/20)	RESULT	REMARK
		Total	Total	Total	Total	Total	Total	Total	Total	Total	ac	acG
		C G GP C*G	C G GP C*G	C G GP C*G	C G GP C*G	C G GP C*G	C G GP C*G	C G GP C*G	C G GP C*G	C G GP C*G	ac	acG
01. CSC801	HUMAN MACHINE INTERACTION	02. CSC802	DISTRIBUTED COMPUTING	04. CSDL08012	NATURAL LANG. PROCESSING							
06. ILO8021	PROJECT MANAGEMENT	15. CSL801	HUMAN MACHINE INTER. LAB	16. CSL802	DISTRIBUTED COMPUTING LAB							
17. CSL803	CLOUD COMPUTING LAB.	18. CSL804	COMPUTATIONAL LAB-II	19. CSP805	MAJOR PROJECT-II							
7283471	SHETTY ABHISHEK JEETENDRA VASANTHI											
71	69	65	70	21	20	38	40	41				
17	15	18	18	21	21	19	20	40	P			624
88	84	83	88	42	41	57	60	81				
4 O 10 40	4 O 10 40	4 O 10 40	3 O 10 30	1 O 10 10	1 O 10 10	2 A 9 18	1 O 10 10	6 O 10 60	26	258	9.92	
SGPI: SEM-I: 6.80 ; SEM-II: 5.85 ; SEM-III: 6.27 ; SEM-IV: 5.89 ; SEM-V: 6.74 ; SEM-VI: 7.92 ; SEM-VII: 8.54 ;	CGPI: 7.22											
CREDITS: SEM-I: 27 ; SEM-II: 27 ; SEM-III: 26 ; SEM-IV: 27 ; SEM-V: 27 ; SEM-VI: 26 ; SEM-VII: 26												
MARKS: SEM-I:473/750; SEM-II:404/750; SEM-III:444/750; SEM-IV:429/750; SEM-V:474/750; SEM-VI:532/750; SEM-VII:568/750;	TOTAL: 3948/6000 (65.80%)											
7283472	SHETTY KAUSHIK MAHABAL SUJATHA											
74	73	71	73	22	21	42	43	43				
18	18	18	18	22	21	20	21	46	P			664
92	91	89	91	44	42	62	64	89				
4 O 10 40	4 O 10 40	4 O 10 40	3 O 10 30	1 O 10 10	1 O 10 10	2 O 10 20	1 O 10 10	6 O 10 60	26	260	10.00	
SGPI: SEM-I: 5.78 ; SEM-II: 7.78 ; SEM-III: 6.42 ; SEM-IV: 6.48 ; SEM-V: 6.85 ; SEM-VI: 7.73 ; SEM-VII: 8.73 ;	CGPI: 7.46											
CREDITS: SEM-I: 27 ; SEM-II: 27 ; SEM-III: 26 ; SEM-IV: 27 ; SEM-V: 27 ; SEM-VI: 26 ; SEM-VII: 26												
MARKS: SEM-I:429/750; SEM-II:541/750; SEM-III:448/750; SEM-IV:474/750; SEM-V:477/750; SEM-VI:526/750; SEM-VII:576/750;	TOTAL: 4135/6000 (68.92%)											
7283473	THASAL SHUBHAM KISAN KANCHAN											
69	74	67	63	20	18	38	42	41				
17	16	18	19	20	18	17	20	40	P			617
86	90	85	82	40	36	55	62	81				
4 O 10 40	4 O 10 40	4 O 10 40	3 O 10 30	1 O 10 10	1 B 8 8	2 B 8 16	1 O 10 10	6 O 10 60	26	254	9.77	
SGPI: SEM-I: 5.81 ; SEM-II: 6.43 ; SEM-III: 5.73 ; SEM-IV: 5.41 ; SEM-V: 6.59 ; SEM-VI: 6.81 ; SEM-VII: 8.85 ;	CGPI: 6.91											
CREDITS: SEM-I: 27 ; SEM-II: 27 ; SEM-III: 26 ; SEM-IV: 27 ; SEM-V: 27 ; SEM-VI: 26 ; SEM-VII: 26												
MARKS: SEM-I:418/750; SEM-II:443/750; SEM-III:405/750; SEM-IV:398/750; SEM-V:448/750; SEM-VI:461/750; SEM-VII:595/750;	TOTAL: 3785/6000 (63.08%)											
/- FEMALE, #- 0.229, @- 0.5042/0.5043, *- 0.5045, \$- Carried Forward Grade, ~- Dyslexia, A/ABS- Absent, F- Fails, P- Passes RR- Reserved, RLE- Reserve for Lower Examination, RPV- Provisional, RCC- 0.5050, ADC- Admission Cancelled G:Grade, GP:Grade Point, C:Credits, ac:Sum of Credit Points, acG:Sum of Product of Credits & Grades SGPI:Semester Grade Performance Index = acG/ac, CGPI:Cumulative Grade Performance Index % Marks : 80 and Above 75-79.99 70-74.99 60-69.99 50-59.99 45-49.99 40-44.99 Less Than 40 Grade / Gr. Pt. : O / 10 A / 9 B / 8 C / 7 D / 6 E / 5 F / 4 F / 0												

SEAT_NO	NAME	<Course-I>	<Course-II>	<Course-III>	<Course-IV>	<Course-V>	<Course-VI>	<Course-VII>	<Course-VIII>	<Course-IX>	TOTAL MARKS	OUT OF 750	
Th(80/32)	Th(80/32)	Th(80/32)	Th(80/32)	Tw(25/10)	Tw(25/10)	Tw(50/20)	Tw(50/20)	Tw(50/20)	Tw(50/20)	Tw(50/20)	RESULT	REMARK	
In(20/08)	In(20/08)	In(20/08)	In(20/08)	Or(25/10)	Or(25/10)	Or/Pr(25/10)	Or/Pr(25/10)	Or/Pr(25/10)	Or/Pr(25/10)	Or/Pr(25/10)	REMARK	SGPI	
Total	Total	Total	Total	Total	Total	Total	Total	Total	Total	Total	ac	acg	SGPI
C G GP C*G	C G GP C*G	C G GP C*G	C G GP C*G	C G GP C*G	C G GP C*G	C G GP C*G	C G GP C*G	C G GP C*G	C G GP C*G	C G GP C*G	ac	acg	SGPI
01. CSC801	HUMAN MACHINE INTERACTION	02. CSC802	DISTRIBUTED COMPUTING	04. CSDLO8012	NATURAL LANG. PROCESSING								
06. ILO8021	PROJECT MANAGEMENT	15. CSL801	HUMAN MACHINE INTER. LAB	16. CSL802	DISTRIBUTED COMPUTING LAB								
17. CSL803	CLOUD COMPUTING LAB.	18. CSL804	COMPUTATIONAL LAB-II	19. CSP805	MAJOR PROJECT-II								
-----													
7283474 /WADEKAR ISHA NARENDRA JYOTI													
73	71	69	75	23	21	43	44	41					
20	17	19	18	23	20	22	22	44	P			665	
93	88	88	93	46	41	65	66	85					
4 O 10 40	4 O 10 40	4 O 10 40	3 O 10 30	1 O 10 10	1 O 10 10	2 O 10 20	1 O 10 10	6 O 10 60	26	260	10.00		
SGPI: SEM-I: 8.67 ; SEM-II: 9.56 ; SEM-III: 8.69 ; SEM-IV: 7.59 ; SEM-V: 8.67 ; SEM-VI: 9.81 ; SEM-VII: 8.00 ; CGPI: 8.87													
CREDITS: SEM-I: 27 ; SEM-II: 27 ; SEM-III: 26 ; SEM-IV: 27 ; SEM-V: 27 ; SEM-VI: 26 ; SEM-VII: 26													
MARKS: SEM-I:571/750; SEM-II:630/750; SEM-III:589/750; SEM-IV:516/750; SEM-V:593/750; SEM-VI:636/750; SEM-VII:559/750; TOTAL: 4759/6000 (79.32%)													
-----													
7283475 YADAV RAHUL SANJAY REKHA													
67	69	69	72	20	19	42	42	45					
18	16	18	19	21	21	21	21	44	P			644	
85	85	87	91	41	40	63	63	89					
4 O 10 40	4 O 10 40	4 O 10 40	3 O 10 30	1 O 10 10	1 O 10 10	2 O 10 20	1 O 10 10	6 O 10 60	26	260	10.00		
SGPI: SEM-I: 6.85 ; SEM-II: 7.46 ; SEM-III: 7.42 ; SEM-IV: 7.52 ; SEM-V: 8.19 ; SEM-VI: 8.96 ; SEM-VII: 9.15 ; CGPI: 8.18													
CREDITS: SEM-I: 27 ; SEM-II: 27 ; SEM-III: 26 ; SEM-IV: 27 ; SEM-V: 27 ; SEM-VI: 26 ; SEM-VII: 26													
MARKS: SEM-I:474/750; SEM-II:505/750; SEM-III:503/750; SEM-IV:521/750; SEM-V:545/750; SEM-VI:574/750; SEM-VII:600/750; TOTAL: 4366/6000 (72.77%)													
-----													
/- FEMALE, #- 0.229, @- 0.5042/0.5043, *- 0.5045, \$- Carried Forward Grade, ~- Dyslexia, A/ABS- Absent, F- Fails, P- Passes													
RR- Reserved, RLE- Reserve for Lower Examination, RPV- Provisional, RCC- 0.5050, ADC- Admission Cancelled													
G:Grade, GP:Grade Point, C:Credits, ac:Sum of Credit Points, acg:Sum of Product of Credits & Grades													
SGPI:Semester Grade Performance Index = acg/ac, CGPI:Cumulative Grade Performance Index													
% Marks : 80 and Above 75-79.99 70-74.99 60-69.99 50-59.99 45-49.99 40-44.99 Less Than 40													
Grade / Gr. Pt. : O / 10 A / 9 B / 8 C / 7 D / 6 E / 5 P / 4 F / 0													
-----													



HEAD

Dept. of Computer Engg.,  
Vidyavardhini's College of  
Engineering and Technology,  
Vasai Road 401 202



Date: 02/08/2021

**VIDYAVARDHINI'S COLLEGE OF ENGG. & TECH. VASAI ROAD**

Result of B.E./Information Tech.Engg./Semester VIII(CBCGS) May-June-2021

	VCET	University
Number of Candidates Registered	65	Percentage record not received from University
Admitted	65	
Absent	Nil	
Appeared	65	
Pass	65	
RLE	Nil	
Fail	Nil	
PPR	Nil	
Pass Percentage	100	

**BREAK UP OF SUCCESSFUL CANDIDATES**

DISTINCTION	42
I Class	18
II Class	05
Pass	Nil
Pass (RLE)	Nil

**Meritorious students**

Sr. No.	Seat No.	Name	VCET Rank	CGPI	VCET pass%
1	12282562	/Bandgar Saloni Laxman Usha	1 <sup>st</sup>	9.58	83.80
2	12282601	Singh Vivek Nagesh Jyoti	2 <sup>nd</sup>	9.18	80.98
3	12282602	Suthar Kirtesh Mohanlal Chanda	3 <sup>rd</sup>	8.97	79.77
4	12282596	/Shenoy Ritika Ravindra Radha	4 <sup>th</sup>	8.94	78.26
5	12282589	/Sawant Shweta Gurudas Anjali	5 <sup>th</sup>	8.93	78.41
6	12282578	Maji Devdoot Taraknath Sangeeta	6 <sup>th</sup>	8.81	78.07
7	12282597	Shetty Hitesh Bhaskar Sheelavati	7 <sup>th</sup>	8.76	78.41
8	12282616	Shah Harshil Pratap Kirti	8 <sup>th</sup>	8.58	75.80
9	12282586	Raut Yash Ravindra Rachana	9 <sup>th</sup>	8.54	76.38
10	12282576	Lamkoti Ravi Daleep Janki	10 <sup>th</sup>	8.53	77.06
	12282594	/Sharma Nitu Surendra Savita	10 <sup>th</sup>	8.53	76.78



Exam. Section



SEAT_NO	NAME	<Course-I>	<Course-II>	<Course-III>	<Course-IV>	<Course-V>	<Course-VI>	<Course-VII>	<Course-VIII>	<Course-IX>	TOTAL MARKS	OUT OF 750	
Th(80/32)	Th(80/32)	Th(80/32)	Th(80/32)	Tw(25/10)	Tw(25/10)	Tw(25/10)	Tw(25/10)	Tw(25/10)	Tw(25/10)	Tw(100/40)	RESULT	REMARK	
In(20/08)	In(20/08)	In(20/08)	In(20/08)	Or(25/10)	Or(25/10)	Or/Pr(25/10)	Or/Pr(25/10)	Or/Pr(25/10)	Or/Pr(25/10)	Or(50/20)	SGPI		
Total	Total	Total	Total	Total	Total	Total	Total	Total	Total	Total	àC	àCG	SGPI
C G GP C*G	C G GP C*G	C G GP C*G	C G GP C*G	C G GP C*G	C G GP C*G	C G GP C*G	C G GP C*G	C G GP C*G	C G GP C*G	C G GP C*G			
01. ITC801	BIG DATA ANALYTICS			02. ITC802	INTERNET OF EVERYTHING			03. ITDLO8041	USER INTERACTION DESIGN				
08. ILO8021	PROJECT MANAGEMENT			17. ITL801	BIG DATA LAB			18. ITL802	INTER. OF EVERYTHING LAB				
19. ITL803	DEVOPS LAB			20. ITL804	R PROGRAMMING LAB			21. ITM805	PROJECT-II				
-----													
12282561 /ANEKAR SONAM SAMPAT SHOBHA													
68	55	70	69	22	23	23	23	23	95				
18	19	17	17	22	23	22	22	22	43	P		651	
86	74	87	86	44	46	45	45	45	138				
4 O 10 40	4 B 8 32	4 O 10 40	3 O 10 30	1 O 10 10	1 O 10 10	1 O 10 10	1 O 10 10	1 O 10 10	8 O 10 80	27	262	9.70	
SGPI: SEM-I: 6.41 ; SEM-II: 6.81 ; SEM-III: 6.96 ; SEM-IV: 8.04 ; SEM-V: 8.58 ; SEM-VI: 8.88 ; SEM-VII: 8.69 ; CGPI: 8.00													
CREDITS: SEM-I: 27 ; SEM-II: 27 ; SEM-III: 26 ; SEM-IV: 26 ; SEM-V: 26 ; SEM-VI: 26 ; SEM-VII: 26													
MARKS: SEM-I:454/750; SEM-II:464/750; SEM-III:485/750; SEM-IV:540/750; SEM-V:576/750; SEM-VI:586/750; SEM-VII:591/775; TOTAL: 4347/6025 (72.15%)													
-----													
12282562 /BANDGAR SALONI LAXMAN USHA													
68	71	72	71	23	22	23	23	23	93				
19	20	18	19	23	23	22	22	23	44	P		677	
87	91	90	90	46	45	45	46	46	137				
4 O 10 40	4 O 10 40	4 O 10 40	3 O 10 30	1 O 10 10	1 O 10 10	1 O 10 10	1 O 10 10	1 O 10 10	8 O 10 80	27	270	10.00	
SGPI: SEM-I: 9.15 ; SEM-II: 9.19 ; SEM-III: 9.81 ; SEM-IV: 9.08 ; SEM-V:10.00 ; SEM-VI: 9.54 ; SEM-VII: 9.85 ; CGPI: 9.58													
CREDITS: SEM-I: 27 ; SEM-II: 27 ; SEM-III: 26 ; SEM-IV: 26 ; SEM-V: 26 ; SEM-VI: 26 ; SEM-VII: 26													
MARKS: SEM-I:587/750; SEM-II:611/750; SEM-III:619/750; SEM-IV:619/750; SEM-V:642/750; SEM-VI:632/750; SEM-VII:662/775; TOTAL: 5049/6025 (83.80%)													
-----													
12282563 BARKE NIKHIL CHANDRABHAN SADHANA													
65	64	62	66	21	21	20	22	22	87				
17	18	16	17	20	22	22	22	22	44	P		626	
82	82	78	83	41	43	42	44	44	131				
4 O 10 40	4 O 10 40	4 A 9 36	3 O 10 30	1 O 10 10	1 O 10 10	1 O 10 10	1 O 10 10	1 O 10 10	8 O 10 80	27	266	9.85	
(DIPLOMA STUDENT)													
SGPI: SEM-III: 6.54 ; SEM-IV: 6.69 ; SEM-V: 7.88 ; SEM-VI: 8.54 ; SEM-VII: 8.77 ; CGPI: 8.06													
CREDITS: SEM-III: 26 ; SEM-IV: 26 ; SEM-V: 26 ; SEM-VI: 26 ; SEM-VII: 26													
MARKS: SEM-III:472/750; SEM-IV:485/750; SEM-V:549/750; SEM-VI:576/750; SEM-VII:601/775; TOTAL: 3309/4525 (73.13%)													
-----													
/- FEMALE, #- 0.229, @- 0.5042/0.5043, *- 0.5045, \$- Carried Forward Grade, ~- Dyslexia, A/ABS- Absent, F- Fails, P- Passes													
RR- Reserved, RLE- Reserve for Lower Examination, RPV- Provisional, RCC- 0.5050, ADC- Admission Cancelled													
G:Grade, GP:Grade Point, C:Credits, àC:Sum of Credit Points, àCG:Sum of Product of Credits & Grades													
SGPI:Semester Grade Performance Index = àCG/àC, CGPI:Cumulative Grade Performance Index													
% Marks : 80 and Above 75-79.99 70-74.99 60-69.99 50-59.99 45-49.99 40-44.99 Less Than 40													
Grade / Gr. Pt. : O / 10 A / 9 B / 8 C / 7 D / 6 E / 5 F / 4 F / 0													

SEAT_NO	NAME	<Course-I> Th(80/32) In(20/08) Total C G GP C*G	<Course-II> Th(80/32) In(20/08) Total C G GP C*G	<Course-III> Th(80/32) In(20/08) Total C G GP C*G	<Course-IV> Th(80/32) In(20/08) Total C G GP C*G	<Course-V> Tw(25/10) Or(25/10) Total C G GP C*G	<Course-VI> Tw(25/10) Or(25/10) Total C G GP C*G	<Course-VII> Tw(25/10) Or/Pr(25/10) Total C G GP C*G	<Course-VIII> Tw(25/10) Or/Pr(25/10) Total C G GP C*G	<Course-IX> Tw(100/40) Or(50/20) Total C G GP C*G	RESULT	REMARK	TOTAL MARKS OUT OF 750
01.	ITC801	BIG DATA ANALYTICS			02.	INTERNET OF EVERYTHING			03.	ITDLO8041	USER INTERACTION DESIGN		
08.	ILO8021	PROJECT MANAGEMENT			17.	ITL801			18.	ITL802	INTER. OF EVERYTHING LAB		
19.	ITL803	DEVOPS LAB			20.	ITL804			21.	ITM805	PROJECT-II		
-----													
12282564	DALVI YASH NANDKUMAR NAMRATA												
63	65	64	67	22	23	21	22	94					
16	19	16	17	20	23	20	22	45	P				639
79	84	80	84	42	46	41	44	139					
4 A	9 36	4 O 10 40	4 O 10 40	3 O 10 30	1 O 10 10	1 O 10 10	1 O 10 10	1 O 10 10	8 O 10 80	27	266	9.85	
SGPI: SEM-I: 6.52 ; SEM-II: 6.78 ; SEM-III: 6.65 ; SEM-IV: 7.08 ; SEM-V: 7.15 ; SEM-VI: 8.08 ; SEM-VII: 8.92 ; CGPI: 7.63													
CREDITS: SEM-I: 27 ; SEM-II: 27 ; SEM-III: 26 ; SEM-IV: 26 ; SEM-V: 26 ; SEM-VI: 26 ; SEM-VII: 26													
MARKS: SEM-I:462/750; SEM-II:477/750; SEM-III:461/750; SEM-IV:474/750; SEM-V:491/750; SEM-VI:551/750; SEM-VII:615/775; TOTAL: 4170/6025 (69.21%)													
-----													
12282565	DESHMUKH RUSHIKESH SAHEBRAO MAMITA												
66	61	60	65	22	21	20	19	88					
16	18	13	17	20	22	18	19	42	P				607
82	79	73	82	42	43	38	38	130					
4 O 10 40	4 A 9 36	4 B 8 32	3 O 10 30	1 O 10 10	1 O 10 10	1 A 9 9	1 A 9 9	8 O 10 80	27	256	9.48		
SGPI: SEM-I: 8.50 ; SEM-II: 8.41 ; SEM-III: 6.54 ; SEM-IV: 7.04 ; SEM-V: 7.58 ; SEM-VI: 8.00 ; SEM-VII: 8.77 ; CGPI: 8.05													
CREDITS: SEM-I: 27 ; SEM-II: 27 ; SEM-III: 26 ; SEM-IV: 26 ; SEM-V: 26 ; SEM-VI: 26 ; SEM-VII: 26													
MARKS: SEM-I:563/750; SEM-II:556/750; SEM-III:460/750; SEM-IV:485/750; SEM-V:516/750; SEM-VI:524/750; SEM-VII:592/775; TOTAL: 4303/6025 (71.42%)													
-----													
12282566	GAUTAM DIPAK KUMAR SHYAMLAL SUNITA												
68	61	65	66	21	18	20	21	88					
17	17	16	16	18	21	19	20	44	P				616
85	78	81	82	39	39	39	41	132					
4 O 10 40	4 A 9 36	4 O 10 40	3 O 10 30	1 A 9 9	1 A 9 9	1 A 9 9	1 O 10 10	8 O 10 80	27	263	9.74		
SGPI: SEM-I: 8.26 ; SEM-II: 8.30 ; SEM-III: 7.46 ; SEM-IV: 8.15 ; SEM-V: 7.50 ; SEM-VI: 7.73 ; SEM-VII: 9.04 ; CGPI: 8.28													
CREDITS: SEM-I: 27 ; SEM-II: 27 ; SEM-III: 26 ; SEM-IV: 26 ; SEM-V: 26 ; SEM-VI: 26 ; SEM-VII: 26													
MARKS: SEM-I:553/750; SEM-II:567/750; SEM-III:514/750; SEM-IV:558/750; SEM-V:517/750; SEM-VI:509/750; SEM-VII:609/775; TOTAL: 4443/6025 (73.74%)													
-----													
/- FEMALE, #- 0.229, @- 0.5042/0.5043, *- 0.5045, \$- Carried Forward Grade, ~- Dyslexia, A/ABS- Absent, F- Fails, P- Passes													
RR- Reserved, RLE- Reserve for Lower Examination, RPV- Provisional, RCC- 0.5050, ADC- Admission Cancelled													
G:Grade, GP:Grade Point, C:Credits, aC:Sum of Credit Points, aCG:Sum of Product of Credits & Grades													
SGPI:Semester Grade Performance Index = aCG/aC, CGPI:Cumulative Grade Performance Index													
% Marks : 80 and Above 75-79.99 70-74.99 60-69.99 50-59.99 45-49.99 40-44.99 Less Than 40													
Grade / Gr. Pt. : O / 10 A / 9 B / 8 C / 7 D / 6 E / 5 F / 4 F / 0													

SEAT_NO	NAME	<Course-I>	<Course-II>	<Course-III>	<Course-IV>	<Course-V>	<Course-VI>	<Course-VII>	<Course-VIII>	<Course-IX>	TOTAL MARKS
		Th(80/32)	Th(80/32)	Th(80/32)	Th(80/32)	Tw(25/10)	Tw(25/10)	Tw(25/10)	Tw(25/10)	Tw(100/40)	OUT OF 750
		In(20/08)	In(20/08)	In(20/08)	In(20/08)	Or(25/10)	Or(25/10)	Or/Pr(25/10)	Or/Pr(25/10)	Or(50/20)	RESULT REMARK
		Total	Total	Total	Total	Total	Total	Total	Total	Total	OUT OF 750
		C G GP C*G	C G GP C*G	C G GP C*G	C G GP C*G	C G GP C*G	C G GP C*G	C G GP C*G	C G GP C*G	C G GP C*G	àC àCG SGPI

01. ITC801	BIG DATA ANALYTICS	02. ITC802	INTERNET OF EVERYTHING	03. ITDLO8041	USER INTERACTION DESIGN
08. ILO8021	PROJECT MANAGEMENT	17. ITL801	BIG DATA LAB	18. ITL802	INTER. OF EVERYTHING LAB
19. ITL803	DEVOPS LAB	20. ITL804	R PROGRAMMING LAB	21. ITM805	PROJECT-II

12282567 /GORE BHAKTI PANDURANG PRIYANKA

67	58	62	66	20	21	21	21	89		
16	18	17	17	19	22	19	19	44	P	616
83	76	79	83	39	43	40	40	133		
4 O	10 40	4 A 9 36	4 A 9 36	3 O 10 30	1 A 9 9	1 O 10 10	1 O 10 10	1 O 10 10	8 O 10 80	27 261 9.67

(DIPLOMA STUDENT)

SGPI: SEM-III: 7.00 ; SEM-IV: 6.62 ; SEM-V: 7.46 ; SEM-VI: 8.27 ; SEM-VII: 9.27 ; CGPI: 8.06  
CREDITS: SEM-III: 26 ; SEM-IV: 26 ; SEM-V: 26 ; SEM-VI: 26 ; SEM-VII: 26

MARKS: SEM-III:488/750; SEM-IV:470/750; SEM-V:527/750; SEM-VI:554/750; SEM-VII:606/775; TOTAL: 3261/4525 (72.07%)

12282568 HIRVE RAVIRAJ DINKAR JAYSHREE

60	72	57	71	21	22	20	21	81		
17	18	16	18	20	22	20	19	40	P	615
77	90	73	89	41	44	40	40	121		
4 A	9 36	4 O 10 40	4 B 8 32	3 O 10 30	1 O 10 10	1 O 10 10	1 O 10 10	1 O 10 10	8 O 10 80	27 258 9.56

SGPI: SEM-I: 7.22 ; SEM-II: 7.09 ; SEM-III: 6.73 ; SEM-IV: 6.73 ; SEM-V: 7.35 ; SEM-VI: 7.69 ; SEM-VII: 8.88 ; CGPI: 7.66 @0.09

CREDITS: SEM-I: 27 ; SEM-II: 27 ; SEM-III: 26 ; SEM-IV: 26 ; SEM-V: 26 ; SEM-VI: 26 ; SEM-VII: 26

MARKS: SEM-I:501/750; SEM-II:489/750; SEM-III:464/750; SEM-IV:481/750; SEM-V:512/750; SEM-VI:519/750; SEM-VII:598/775; TOTAL: 4179/6025 (69.36%)

12282569 JAISWAL SHIVAM RAMANAND REETA

68	67	66	68	22	21	22	21	94		
17	18	15	17	21	22	20	21	45	P	645
85	85	81	85	43	43	42	42	139		
4 O	10 40	4 O 10 40	4 O 10 40	3 O 10 30	1 O 10 10	1 O 10 10	1 O 10 10	1 O 10 10	8 O 10 80	27 270 10.00

SGPI: SEM-I: 7.48 ; SEM-II: 7.09 ; SEM-III: 6.85 ; SEM-IV: 7.19 ; SEM-V: 7.23 ; SEM-VI: 7.42 ; SEM-VII: 9.35 ; CGPI: 7.83

CREDITS: SEM-I: 27 ; SEM-II: 27 ; SEM-III: 26 ; SEM-IV: 26 ; SEM-V: 26 ; SEM-VI: 26 ; SEM-VII: 26

MARKS: SEM-I:512/750; SEM-II:500/750; SEM-III:492/750; SEM-IV:508/750; SEM-V:497/750; SEM-VI:512/750; SEM-VII:626/775; TOTAL: 4292/6025 (71.24%)

/- FEMALE, #- 0.229, @- 0.5042/0.5043, \*- 0.5045, \$- Carried Forward Grade, ~- Dyslexia, A/ABS- Absent, F- Fails, P- Passes

RR- Reserved, RLE- Reserve for Lower Examination, RPV- Provisional, RCC- 0.5050, ADC- Admission Cancelled

G:Grade, GP:Grade Point, C:Credits, àC:Sum of Credit Points, àCG:Sum of Product of Credits &amp; Grades

SGPI:Semester Grade Performance Index = àCG/àC, CGPI:Cumulative Grade Performance Index

% Marks : 80 and Above 75-79.99 70-74.99 60-69.99 50-59.99 45-49.99 40-44.99 Less Than 40

Grade / Gr. Pt. : O / 10 A / 9 B / 8 C / 7 D / 6 E / 5 F / 4 F / 0



SEAT_NO	NAME	<Course-I>	<Course-II>	<Course-III>	<Course-IV>	<Course-V>	<Course-VI>	<Course-VII>	<Course-VIII>	<Course-IX>	TOTAL MARKS
		Th(80/32)	Th(80/32)	Th(80/32)	Th(80/32)	Tw(25/10)	Tw(25/10)	Tw(25/10)	Tw(25/10)	Tw(100/40)	OUT OF 750
		In(20/08)	In(20/08)	In(20/08)	In(20/08)	Or(25/10)	Or(25/10)	Or/Pr(25/10)	Or/Pr(25/10)	Or(50/20)	RESULT REMARK
		Total	Total	Total	Total	Total	Total	Total	Total	Total	OUT OF 750
		C G GP C*G	C G GP C*G	C G GP C*G	C G GP C*G	C G GP C*G	C G GP C*G	C G GP C*G	C G GP C*G	C G GP C*G	âC âCG SGPI

01. ITC801	BIG DATA ANALYTICS	02. ITC802	INTERNET OF EVERYTHING	03. ITDLO8041	USER INTERACTION DESIGN
08. ILO8021	PROJECT MANAGEMENT	17. ITL801	BIG DATA LAB	18. ITL802	INTER. OF EVERYTHING LAB
19. ITL803	DEVOPS LAB	20. ITL804	R PROGRAMMING LAB	21. ITM805	PROJECT-II

12282570 JETHWA NIRAJ BHAVESH KALAVATI

59	66	63	64	20	21	20	22	87		
17	17	16	16	19	21	22	21	44	P	615
76	83	79	80	39	42	42	43	131		
4 A	9 36	4 O 10 40	4 A 9 36	3 O 10 30	1 A 9 9 1 O 10 10	1 O 10 10	1 O 10 10	8 O 10 80	27 261	9.67

(DIPLOMA STUDENT)

SGPI: SEM-III: 6.35 ; SEM-IV: 6.15 ; SEM-V: 7.77 ; SEM-VI: 7.58 ; SEM-VII: 8.00 ; CGPI: 7.60  
CREDITS: SEM-III: 26 ; SEM-IV: 26 ; SEM-V: 26 ; SEM-VI: 26 ; SEM-VII: 26  
MARKS: SEM-III:450/750; SEM-IV:442/750; SEM-V:527/750; SEM-VI:519/750; SEM-VII:566/775; TOTAL: 3119/4525 (68.93%)

12282571 /JOSHI MANSI RAMESH SNEHA

61	69	59	70	20	21	21	21	83		
17	19	16	16	19	23	19	20	47	P	621
78	88	75	86	39	44	40	41	130		
4 A	9 36	4 O 10 40	4 A 9 36	3 O 10 30	1 A 9 9 1 O 10 10	1 O 10 10	1 O 10 10	8 O 10 80	27 261	9.67

SGPI: SEM-I: 6.07 ; SEM-II: 5.83 ; SEM-III: 5.08 ; SEM-IV: 5.50 ; SEM-V: 6.46 ; SEM-VI: 6.62 ; SEM-VII: 8.50 ; CGPI: 6.72 @0.03  
CREDITS: SEM-I: 27 ; SEM-II: 27 ; SEM-III: 26 ; SEM-IV: 26 ; SEM-V: 26 ; SEM-VI: 26 ; SEM-VII: 26  
MARKS: SEM-I:425/750; SEM-II:417/750; SEM-III:371/750; SEM-IV:393/750; SEM-V:457/750; SEM-VI:460/750; SEM-VII:582/775; TOTAL: 3726/6025 (61.84%)

12282572 KHANDERAO VISHWARAJ ASHOK PANCHFULA

63	68	63	72	16	21	18	18	48		
17	18	15	15	16	22	18	17	33	P	558
80	86	78	87	32	43	36	35	81		
4 O 10 40	4 O 10 40	4 A 9 36	3 O 10 30	1 C 7 7 1 O 10 10	1 B 8 8	1 B 8 8	8 D 6 48	27 227	8.41	

SGPI: SEM-I: 6.24 ; SEM-II: 5.93 ; SEM-III: 5.62 ; SEM-IV: 5.12 ; SEM-V: 5.58 ; SEM-VI: 5.50 ; SEM-VII: 7.81 ; CGPI: 6.28  
CREDITS: SEM-I: 27 ; SEM-II: 27 ; SEM-III: 26 ; SEM-IV: 26 ; SEM-V: 26 ; SEM-VI: 26 ; SEM-VII: 26  
MARKS: SEM-I:442/750; SEM-II:426/750; SEM-III:402/750; SEM-IV:393/750; SEM-V:406/750; SEM-VI:391/750; SEM-VII:532/775; TOTAL: 3550/6025 (58.92%)

/- FEMALE, #- 0.229, @- 0.5042/0.5043, \*- 0.5045, \$- Carried Forward Grade, ~- Dyslexia, A/ABS- Absent, F- Fails, P- Passes  
RR- Reserved, RLE- Reserve for Lower Examination, RPV- Provisional, RCC- 0.5050, ADC- Admission Cancelled  
G:Grade, GP:Grade Point, C:Credits, âC:Sum of Credit Points, âCG:Sum of Product of Credits & Grades  
SGPI:Semester Grade Performance Index = âCG/âC, CGPI:Cumulative Grade Performance Index  
% Marks : 80 and Above 75-79.99 70-74.99 60-69.99 50-59.99 45-49.99 40-44.99 Less Than 40  
Grade / Gr. Pt. : O / 10 A / 9 B / 8 C / 7 D / 6 E / 5 F / 4 F / 0

SEAT_NO	NAME	<Course-I> Th(80/32) In(20/08) Total C G GP C*G	<Course-II> Th(80/32) In(20/08) Total C G GP C*G	<Course-III> Th(80/32) In(20/08) Total C G GP C*G	<Course-IV> Th(80/32) In(20/08) Total C G GP C*G	<Course-V> Tw(25/10) Or(25/10) Total C G GP C*G	<Course-VI> Tw(25/10) Or(25/10) Total C G GP C*G	<Course-VII> Tw(25/10) Or/Pr(25/10) Total C G GP C*G	<Course-VIII> Tw(25/10) Or/Pr(25/10) Total C G GP C*G	<Course-IX> Tw(100/40) Or(50/20) Total C G GP C*G	RESULT	REMARK	TOTAL MARKS OUT OF 750
01.	ITC801		BIG DATA ANALYTICS		02. ITC802	INTERNET OF EVERYTHING		03. ITDLO8041	USER INTERACTION DESIGN				
08.	ILO8021		PROJECT MANAGEMENT		17. ITL801	BIG DATA LAB		18. ITL802	INTER. OF EVERYTHING LAB				
19.	ITL803		DEVOPS LAB		20. ITL804	R PROGRAMMING LAB		21. ITM805	PROJECT-II				
-----													
12282573	KHARAH DEEPAK DILIP BANDANA												
	54	68	56	61	21	19	22	23	95				
	17	17	15	16	21	21	21	22	46	P			615
	71	85	71	77	42	40	43	45	141				
	4 B	8 32	4 O 10 40	4 B 8 32	3 A 9 27	1 O 10 10	1 O 10 10	1 O 10 10	1 O 10 10	8 O 10 80	27	251	9.30
	SGPI: SEM-I: 8.15 ; SEM-II: 8.04 ; SEM-III: 7.54 ; SEM-IV: 8.00 ; SEM-V: 7.96 ; SEM-VI: 7.88 ; SEM-VII: 9.08 ; CGPI: 8.25												
	CREDITS: SEM-I: 27 ; SEM-II: 27 ; SEM-III: 26 ; SEM-IV: 26 ; SEM-V: 26 ; SEM-VI: 26 ; SEM-VII: 26												
	MARKS: SEM-I:553/750; SEM-II:568/750; SEM-III:516/750; SEM-IV:551/750; SEM-V:523/750; SEM-VI:537/750; SEM-VII:621/775; TOTAL: 4484/6025 (74.42%)												
-----													
12282574	KOLI VEDANG SANJAY KALAVATI												
	56	60	56	61	21	20	21	20	85				
	17	18	15	16	19	22	21	19	42	P			589
	73	78	71	77	40	42	42	39	127				
	4 B	8 32	4 A 9 36	4 B 8 32	3 A 9 27	1 O 10 10	1 O 10 10	1 O 10 10	1 A 9 9	8 O 10 80	27	246	9.11
	SGPI: SEM-I: 6.39 ; SEM-II: 5.57 ; SEM-III: 6.50 ; SEM-IV: 6.65 ; SEM-V: 6.96 ; SEM-VI: 7.23 ; SEM-VII: 8.58 ; CGPI: 7.12												
	CREDITS: SEM-I: 27 ; SEM-II: 27 ; SEM-III: 26 ; SEM-IV: 26 ; SEM-V: 26 ; SEM-VI: 26 ; SEM-VII: 26												
	MARKS: SEM-I:455/750; SEM-II:402/750; SEM-III:443/750; SEM-IV:462/750; SEM-V:479/750; SEM-VI:498/750; SEM-VII:581/775; TOTAL: 3909/6025 (64.88%)												
-----													
12282575	KUNDAR SACHIN RAGHU SUMATI												
	67	65	59	64	20	21	20	21	90				
	16	18	16	17	19	22	20	20	44	P			619
	83	83	75	81	39	43	40	41	134				
	4 O 10 40	4 O 10 40	4 A 9 36	3 O 10 30	1 A 9 9	1 O 10 10	1 O 10 10	1 O 10 10	8 O 10 80	27	265	9.81	
	SGPI: SEM-I: 7.26 ; SEM-II: 7.85 ; SEM-III: 7.62 ; SEM-IV: 8.08 ; SEM-V: 7.88 ; SEM-VI: 7.73 ; SEM-VII: 9.04 ; CGPI: 8.16												
	CREDITS: SEM-I: 27 ; SEM-II: 27 ; SEM-III: 26 ; SEM-IV: 26 ; SEM-V: 26 ; SEM-VI: 26 ; SEM-VII: 26												
	MARKS: SEM-I:513/750; SEM-II:517/750; SEM-III:502/750; SEM-IV:558/750; SEM-V:535/750; SEM-VI:532/750; SEM-VII:607/775; TOTAL: 4383/6025 (72.75%)												
-----													
/- FEMALE, #- 0.229, @- 0.5042/0.5043, *- 0.5045, \$- Carried Forward Grade, ~- Dyslexia, A/ABS- Absent, F- Fails, P- Passes													
RR- Reserved, RLE- Reserve for Lower Examination, RPV- Provisional, RCC- 0.5050, ADC- Admission Cancelled													
G:Grade, GP:Grade Point, C:Credits, aC:Sum of Credit Points, aCG:Sum of Product of Credits & Grades													
SGPI:Semester Grade Performance Index = aCG/aC, CGPI:Cumulative Grade Performance Index													
% Marks : 80 and Above 75-79.99 70-74.99 60-69.99 50-59.99 45-49.99 40-44.99 Less Than 40													
Grade / Gr. Pt. : O / 10 A / 9 B / 8 C / 7 D / 6 E / 5 F / 4 F / 0													

SEAT_NO	NAME	<Course-I> Th(80/32) In(20/08) Total C G GP C*G	<Course-II> Th(80/32) In(20/08) Total C G GP C*G	<Course-III> Th(80/32) In(20/08) Total C G GP C*G	<Course-IV> Th(80/32) In(20/08) Total C G GP C*G	<Course-V> Tw(25/10) Or(25/10) Total C G GP C*G	<Course-VI> Tw(25/10) Or(25/10) Total C G GP C*G	<Course-VII> Tw(25/10) Or/Pr(25/10) Total C G GP C*G	<Course-VIII> Tw(25/10) Or/Pr(25/10) Total C G GP C*G	<Course-IX> Tw(100/40) Or(50/20) Total C G GP C*G	RESULT	REMARK	TOTAL MARKS OUT OF 750
01.	ITC801		BIG DATA ANALYTICS		02. ITC802	INTERNET OF EVERYTHING		03. ITDLO8041	USER INTERACTION DESIGN				
08.	ILO8021		PROJECT MANAGEMENT		17. ITL801	BIG DATA LAB		18. ITL802	INTER. OF EVERYTHING LAB				
19.	ITL803		DEVOPS LAB		20. ITL804	R PROGRAMMING LAB		21. ITM805	PROJECT-II				
-----													
12282576	LAMKOTI RAVI DALEEP JANKI												
		66	71	66	61	23	23	23	23	96			
		18	20	14	16	22	23	20	22	42	P		649
		84	91	80	77	45	46	43	45	138			
		4 O 10 40	4 O 10 40	4 O 10 40	3 A 9 27	1 O 10 10	1 O 10 10	1 O 10 10	1 O 10 10	8 O 10 80	27	267	9.89
		SGPI: SEM-I: 7.74 ; SEM-II: 7.83 ; SEM-III: 8.42 ; SEM-IV: 8.73 ; SEM-V: 8.50 ; SEM-VI: 7.88 ; SEM-VII: 9.27 ; CGPI: 8.53											
		CREDITS: SEM-I: 27 ; SEM-II: 27 ; SEM-III: 26 ; SEM-IV: 26 ; SEM-V: 26 ; SEM-VI: 26 ; SEM-VII: 26											
		MARKS: SEM-I:540/750; SEM-II:546/750; SEM-III:575/750; SEM-IV:592/750; SEM-V:572/750; SEM-VI:543/750; SEM-VII:626/775; TOTAL: 4643/6025 (77.06%)											
-----													
12282577	MAHAJAN ABHINAV SANJAY ANITA												
		68	72	62	75	23	23	23	22	94			
		18	19	15	18	22	23	20	22	46	P		665
		86	91	77	93	45	46	43	44	140			
		4 O 10 40	4 O 10 40	4 A 9 36	3 O 10 30	1 O 10 10	1 O 10 10	1 O 10 10	1 O 10 10	8 O 10 80	27	266	9.85
		SGPI: SEM-I: 6.48 ; SEM-II: 7.09 ; SEM-III: 7.50 ; SEM-IV: 6.88 ; SEM-V: 7.73 ; SEM-VI: 8.38 ; SEM-VII: 9.42 ; CGPI: 7.91											
		CREDITS: SEM-I: 27 ; SEM-II: 27 ; SEM-III: 26 ; SEM-IV: 26 ; SEM-V: 26 ; SEM-VI: 26 ; SEM-VII: 26											
		MARKS: SEM-I:464/750; SEM-II:484/750; SEM-III:504/750; SEM-IV:481/750; SEM-V:532/750; SEM-VI:565/750; SEM-VII:624/775; TOTAL: 4319/6025 (71.68%)											
-----													
12282578	MAJI DEVDOOT TARAKNATH SANGEETA												
		66	72	67	67	23	23	22	23	97			
		18	19	15	16	23	23	22	22	44	P		662
		84	91	82	83	46	46	44	45	141			
		4 O 10 40	4 O 10 40	4 O 10 40	3 O 10 30	1 O 10 10	1 O 10 10	1 O 10 10	1 O 10 10	8 O 10 80	27	270	10.00
		SGPI: SEM-I: 6.41 ; SEM-II: 7.83 ; SEM-III: 8.62 ; SEM-IV: 8.92 ; SEM-V: 9.81 ; SEM-VI: 9.42 ; SEM-VII: 9.58 ; CGPI: 8.81											
		CREDITS: SEM-I: 27 ; SEM-II: 27 ; SEM-III: 26 ; SEM-IV: 26 ; SEM-V: 26 ; SEM-VI: 26 ; SEM-VII: 26											
		MARKS: SEM-I:466/750; SEM-II:537/750; SEM-III:565/750; SEM-IV:585/750; SEM-V:629/750; SEM-VI:621/750; SEM-VII:639/775; TOTAL: 4704/6025 (78.07%)											
-----													
/- FEMALE, #- 0.229, @- 0.5042/0.5043, *- 0.5045, \$- Carried Forward Grade, ~- Dyslexia, A/ABS- Absent, F- Fails, P- Passes													
RR- Reserved, RLE- Reserve for Lower Examination, RPV- Provisional, RCC- 0.5050, ADC- Admission Cancelled													
G:Grade, GP:Grade Point, C:Credits, aC:Sum of Credit Points, aCG:Sum of Product of Credits & Grades													
SGPI:Semester Grade Performance Index = aCG/aC, CGPI:Cumulative Grade Performance Index													
% Marks : 80 and Above 75-79.99 70-74.99 60-69.99 50-59.99 45-49.99 40-44.99 Less Than 40													
Grade / Gr. Pt. : O / 10 A / 9 B / 8 C / 7 D / 6 E / 5 F / 4 F / 0													

SEAT_NO	NAME	<Course-I> Th(80/32) In(20/08) Total C G GP C*G	<Course-II> Th(80/32) In(20/08) Total C G GP C*G	<Course-III> Th(80/32) In(20/08) Total C G GP C*G	<Course-IV> Th(80/32) In(20/08) Total C G GP C*G	<Course-V> Tw(25/10) Or(25/10) Total C G GP C*G	<Course-VI> Tw(25/10) Or(25/10) Total C G GP C*G	<Course-VII> Tw(25/10) Or/Pr(25/10) Total C G GP C*G	<Course-VIII> Tw(25/10) Or/Pr(25/10) Total C G GP C*G	<Course-IX> Tw(100/40) Or(50/20) Total C G GP C*G	RESULT	REMARK	TOTAL MARKS OUT OF 750																									
01.	ITC801		BIG DATA ANALYTICS		02.	ITC802	INTERNET OF EVERYTHING		03.	ITDLO8041	USER INTERACTION DESIGN																											
08.	ILO8021		PROJECT MANAGEMENT		17.	ITL801	BIG DATA LAB		18.	ITL802	INTER. OF EVERYTHING LAB																											
19.	ITL803		DEVOPS LAB		20.	ITL804	R PROGRAMMING LAB		21.	ITM805	PROJECT-II																											
-----																																						
12282579 /NAYAK AARTI GANESH TRUPTI																																						
		62	68	70	70	20	23	21	22	94																												
		11	19	17	18	20	23	22	22	43	P		645																									
		73	87	87	88	40	46	43	44	137																												
4	B	8	32	4	0	10	40	4	0	10	40	3	0	10	30	1	0	10	10	1	0	10	10	1	0	10	10	1	0	10	10	8	0	10	80	27	262	9.70
SGPI: SEM-I: 6.89 ; SEM-II: 6.43 ; SEM-III: 6.77 ; SEM-IV: 7.31 ; SEM-V: 8.35 ; SEM-VI: 8.88 ; SEM-VII: 9.23 ; CGPI: 7.94																																						
CREDITS: SEM-I: 27 ; SEM-II: 27 ; SEM-III: 26 ; SEM-IV: 26 ; SEM-V: 26 ; SEM-VI: 26 ; SEM-VII: 26																																						
MARKS: SEM-I:481/750; SEM-II:455/750; SEM-III:464/750; SEM-IV:505/750; SEM-V:552/750; SEM-VI:575/750; SEM-VII:622/775; TOTAL: 4299/6025 (71.35%)																																						
-----																																						
12282580 PAREKH DHRUV SHASHIKANT BHARATI																																						
		65	65	67	69	22	21	22	23	96																												
		17	19	16	18	22	23	22	22	46	P		655																									
		82	84	83	87	44	44	44	45	142																												
4	0	10	40	4	0	10	40	4	0	10	40	3	0	10	30	1	0	10	10	1	0	10	10	1	0	10	10	1	0	10	10	8	0	10	80	27	270	10.00
(DIPLOMA STUDENT)																																						
SGPI: SEM-III: 6.19 ; SEM-IV: 7.50 ; SEM-V: 8.54 ; SEM-VI: 7.38 ; SEM-VII: 8.92 ; CGPI: 8.10																																						
CREDITS: SEM-III: 26 ; SEM-IV: 26 ; SEM-V: 26 ; SEM-VI: 26 ; SEM-VII: 26																																						
MARKS: SEM-III:473/750; SEM-IV:530/750; SEM-V:560/750; SEM-VI:518/750; SEM-VII:626/775; TOTAL: 3362/4525 (74.30%)																																						
-----																																						
12282581 PARIKH ADITYA SHAILESH SNEHA																																						
		65	67	67	65	21	21	23	22	94																												
		17	17	15	17	20	21	23	21	47	P		643																									
		82	84	82	82	41	42	46	43	141																												
4	0	10	40	4	0	10	40	4	0	10	40	3	0	10	30	1	0	10	10	1	0	10	10	1	0	10	10	1	0	10	10	8	0	10	80	27	270	10.00
SGPI: SEM-I: 7.07 ; SEM-II: 7.26 ; SEM-III: 6.08 ; SEM-IV: 7.00 ; SEM-V: 8.58 ; SEM-VI: 8.85 ; SEM-VII: 9.85 ; CGPI: 8.09																																						
CREDITS: SEM-I: 27 ; SEM-II: 27 ; SEM-III: 26 ; SEM-IV: 26 ; SEM-V: 26 ; SEM-VI: 26 ; SEM-VII: 26																																						
MARKS: SEM-I:490/750; SEM-II:504/750; SEM-III:452/750; SEM-IV:494/750; SEM-V:560/750; SEM-VI:577/750; SEM-VII:644/775; TOTAL: 4364/6025 (72.43%)																																						
-----																																						
/- FEMALE, #- 0.229, @- 0.5042/0.5043, *- 0.5045, \$- Carried Forward Grade, ~- Dyslexia, A/ABS- Absent, F- Fails, P- Passes																																						
RR- Reserved, RLE- Reserve for Lower Examination, RPV- Provisional, RCC- 0.5050, ADC- Admission Cancelled																																						
G:Grade, GP:Grade Point, C:Credits, aC:Sum of Credit Points, aCG:Sum of Product of Credits & Grades																																						
SGPI:Semester Grade Performance Index = aCG/aC, CGPI:Cumulative Grade Performance Index																																						
% Marks : 80 and Above 75-79.99 70-74.99 60-69.99 50-59.99 45-49.99 40-44.99 Less Than 40																																						
Grade / Gr. Pt. : 0 / 10 A / 9 B / 8 C / 7 D / 6 E / 5 F / 4 F / 0																																						

SEAT_NO	NAME	<Course-I> Th(80/32) In(20/08) Total C G GP C*G	<Course-II> Th(80/32) In(20/08) Total C G GP C*G	<Course-III> Th(80/32) In(20/08) Total C G GP C*G	<Course-IV> Th(80/32) In(20/08) Total C G GP C*G	<Course-V> Tw(25/10) Or(25/10) Total C G GP C*G	<Course-VI> Tw(25/10) Or(25/10) Total C G GP C*G	<Course-VII> Tw(25/10) Or/Pr(25/10) Total C G GP C*G	<Course-VIII> Tw(25/10) Or/Pr(25/10) Total C G GP C*G	<Course-IX> Tw(100/40) Or(50/20) Total C G GP C*G	RESULT	REMARK	TOTAL MARKS OUT OF 750	
											âC	âCG	SGPI	
01.	ITC801	BIG DATA ANALYTICS			02.	ITC802	INTERNET OF EVERYTHING			03.	ITDLO8041	USER INTERACTION DESIGN		
08.	ILO8021	PROJECT MANAGEMENT			17.	ITL801	BIG DATA LAB			18.	ITL802	INTER. OF EVERYTHING LAB		
19.	ITL803	DEVOPS LAB			20.	ITL804	R PROGRAMMING LAB			21.	ITM805	PROJECT-II		
-----														
12282582 PATIL GANESH ANIL ALKA														
65	70	65	71	22	18	22	22	94						
19	19	15	17	22	23	20	21	41	P				646	
84	89	80	88	44	41	42	43	135						
4 O 10 40	4 O 10 40	4 O 10 40	3 O 10 30	1 O 10 10	1 O 10 10	1 O 10 10	1 O 10 10	8 O 10 80	27	270	10.00			
SGPI: SEM-I: 7.11 ; SEM-II: 7.28 ; SEM-III: 6.69 ; SEM-IV: 7.27 ; SEM-V: 9.08 ; SEM-VI: 9.54 ; SEM-VII: 9.65 ; CGPI: 8.32														
CREDITS: SEM-I: 27 ; SEM-II: 27 ; SEM-III: 26 ; SEM-IV: 26 ; SEM-V: 26 ; SEM-VI: 26 ; SEM-VII: 26														
MARKS: SEM-I:485/750; SEM-II:475/750; SEM-III:494/750; SEM-IV:528/750; SEM-V:605/750; SEM-VI:609/750; SEM-VII:642/775; TOTAL: 4484/6025 (74.42%)														
-----														
12282583 /PAWAR SHRADDHA DILIP SUVARNA														
67	71	61	72	20	21	20	21	83						
16	18	16	16	19	22	20	20	42	P				625	
83	89	77	88	39	43	40	41	125						
4 O 10 40	4 O 10 40	4 A 9 36	3 O 10 30	1 A 9 9 1 0 10 10	1 O 10 10	1 O 10 10	1 O 10 10	8 O 10 80	27	265	9.81			
(DIPLOMA STUDENT)														
SGPI: SEM-III: 6.19 ; SEM-IV: 5.31 ; SEM-V: 6.96 ; SEM-VI: 6.73 ; SEM-VII: 8.77 ; CGPI: 7.31														
CREDITS: SEM-III: 26 ; SEM-IV: 26 ; SEM-V: 26 ; SEM-VI: 26 ; SEM-VII: 26														
MARKS: SEM-III:432/750; SEM-IV:399/750; SEM-V:488/750; SEM-VI:470/750; SEM-VII:586/775; TOTAL: 3000/4525 (66.30%)														
-----														
12282584 POL SAMIR SATISH SANDHYA														
67	72	64	68	22	22	22	22	91						
17	18	16	18	22	22	22	22	44	P				651	
84	90	80	86	44	44	44	44	135						
4 O 10 40	4 O 10 40	4 O 10 40	3 O 10 30	1 O 10 10	1 O 10 10	1 O 10 10	1 O 10 10	8 O 10 80	27	270	10.00			
SGPI: SEM-I: 7.11 ; SEM-II: 7.43 ; SEM-III: 7.65 ; SEM-IV: 7.12 ; SEM-V: 7.04 ; SEM-VI: 7.58 ; SEM-VII: 9.46 ; CGPI: 7.93														
CREDITS: SEM-I: 27 ; SEM-II: 27 ; SEM-III: 26 ; SEM-IV: 26 ; SEM-V: 26 ; SEM-VI: 26 ; SEM-VII: 26														
MARKS: SEM-I:501/750; SEM-II:501/750; SEM-III:520/750; SEM-IV:500/750; SEM-V:493/750; SEM-VI:515/750; SEM-VII:626/775; TOTAL: 4307/6025 (71.49%)														
-----														
/- FEMALE, #- 0.229, @- 0.5042/0.5043, *- 0.5045, \$- Carried Forward Grade, ~- Dyslexia, A/ABS- Absent, F- Fails, P- Passes														
RR- Reserved, RLE- Reserve for Lower Examination, RPV- Provisional, RCC- 0.5050, ADC- Admission Cancelled														
G:Grade, GP:Grade Point, C:Credits, âC:Sum of Credit Points, âCG:Sum of Product of Credits & Grades														
SGPI:Semester Grade Performance Index = âCG/âC, CGPI:Cumulative Grade Performance Index														
% Marks : 80 and Above 75-79.99 70-74.99 60-69.99 50-59.99 45-49.99 40-44.99 Less Than 40														
Grade / Gr. Pt. : O / 10 A / 9 B / 8 C / 7 D / 6 E / 5 F / 4 F / 0														

SEAT_NO	NAME	<Course-I> Th(80/32) In(20/08) Total C G GP C*G	<Course-II> Th(80/32) In(20/08) Total C G GP C*G	<Course-III> Th(80/32) In(20/08) Total C G GP C*G	<Course-IV> Th(80/32) In(20/08) Total C G GP C*G	<Course-V> Tw(25/10) Or(25/10) Total C G GP C*G	<Course-VI> Tw(25/10) Or(25/10) Total C G GP C*G	<Course-VII> Tw(25/10) Or/Pr(25/10) Total C G GP C*G	<Course-VIII> Tw(25/10) Or(50/20) Total C G GP C*G	<Course-IX> Tw(100/40) Or(50/20) Total C G GP C*G	RESULT	REMARK	TOTAL MARKS OUT OF 750
01.	ITC801	BIG DATA ANALYTICS			02.	INTERNET OF EVERYTHING			03.	ITDLO8041	USER INTERACTION DESIGN		
08.	ILO8021	PROJECT MANAGEMENT			17.	ITL801			18.	ITL802	INTER. OF EVERYTHING LAB		
19.	ITL803	DEVOPS LAB			20.	ITL804			21.	ITM805	PROJECT-II		
-----													
12282585	RAIKAR KAUSHIK BHUPENDRA BINA												
54	66	64	65	21	22	23	22	94					
17	17	16	16	20	21	23	22	47	P				630
71	83	80	81	41	43	46	44	141					
4 B	8 32	4 O 10 40	4 O 10 40	3 O 10 30	1 O 10 10	1 O 10 10	1 O 10 10	1 O 10 10	8 O 10 80	27	262	9.70	
SGPI: SEM-I: 6.52 ; SEM-II: 7.11 ; SEM-III: 6.73 ; SEM-IV: 7.15 ; SEM-V: 6.96 ; SEM-VI: 7.31 ; SEM-VII: 8.92 ; CGPI: 7.55													
CREDITS: SEM-I: 27 ; SEM-II: 27 ; SEM-III: 26 ; SEM-IV: 26 ; SEM-V: 26 ; SEM-VI: 26 ; SEM-VII: 26													
MARKS: SEM-I:455/750; SEM-II:494/750; SEM-III:478/750; SEM-IV:493/750; SEM-V:489/750; SEM-VI:508/750; SEM-VII:610/775; TOTAL: 4157/6025 (69.00%)													
-----													
12282586	RAUT YASH RAVINDRA RACHANA												
67	68	60	71	22	21	23	22	94					
16	18	16	17	21	22	22	22	47	P				649
83	86	76	88	43	43	45	44	141					
4 O	10 40	4 O 10 40	4 A 9 36	3 O 10 30	1 O 10 10	1 O 10 10	1 O 10 10	1 O 10 10	8 O 10 80	27	266	9.85	
(DIPLOMA STUDENT)													
SGPI: SEM-III: 7.12 ; SEM-IV: 7.08 ; SEM-V: 8.58 ; SEM-VI: 8.88 ; SEM-VII: 9.69 ; CGPI: 8.54													
CREDITS: SEM-III: 26 ; SEM-IV: 26 ; SEM-V: 26 ; SEM-VI: 26 ; SEM-VII: 26													
MARKS: SEM-III:492/750; SEM-IV:513/750; SEM-V:575/750; SEM-VI:587/750; SEM-VII:640/775; TOTAL: 3456/4525 (76.38%)													
-----													
12282587	/REDKAR KASTURI VILAS VISHAKHA												
66	70	70	68	21	22	21	22	93					
16	19	16	17	20	23	22	22	44	P				652
82	89	86	85	41	45	43	44	137					
4 O	10 40	4 O 10 40	4 O 10 40	3 O 10 30	1 O 10 10	1 O 10 10	1 O 10 10	1 O 10 10	8 O 10 80	27	270	10.00	
SGPI: SEM-I: 7.33 ; SEM-II: 6.78 ; SEM-III: 6.77 ; SEM-IV: 6.62 ; SEM-V: 7.92 ; SEM-VI: 7.92 ; SEM-VII: 9.23 ; CGPI: 7.82													
CREDITS: SEM-I: 27 ; SEM-II: 27 ; SEM-III: 26 ; SEM-IV: 26 ; SEM-V: 26 ; SEM-VI: 26 ; SEM-VII: 26													
MARKS: SEM-I:515/750; SEM-II:471/750; SEM-III:482/750; SEM-IV:458/750; SEM-V:531/750; SEM-VI:533/750; SEM-VII:619/775; TOTAL: 4261/6025 (70.72%)													
-----													
/- FEMALE, #- 0.229, @- 0.5042/0.5043, *- 0.5045, \$- Carried Forward Grade, ~- Dyslexia, A/ABS- Absent, F- Fails, P- Passes													
RR- Reserved, RLE- Reserve for Lower Examination, RPV- Provisional, RCC- 0.5050, ADC- Admission Cancelled													
G:Grade, GP:Grade Point, C:Credits, aC:Sum of Credit Points, aCG:Sum of Product of Credits & Grades													
SGPI:Semester Grade Performance Index = aCG/aC, CGPI:Cumulative Grade Performance Index													
% Marks : 80 and Above 75-79.99 70-74.99 60-69.99 50-59.99 45-49.99 40-44.99 Less Than 40													
Grade / Gr. Pt. : O / 10 A / 9 B / 8 C / 7 D / 6 E / 5 F / 4 F / 0													

SEAT_NO	NAME	<Course-I> Th(80/32) In(20/08) Total C G GP C*G	<Course-II> Th(80/32) In(20/08) Total C G GP C*G	<Course-III> Th(80/32) In(20/08) Total C G GP C*G	<Course-IV> Th(80/32) In(20/08) Total C G GP C*G	<Course-V> Tw(25/10) Or(25/10) Total C G GP C*G	<Course-VI> Tw(25/10) Or(25/10) Total C G GP C*G	<Course-VII> Tw(25/10) Or/Pr(25/10) Total C G GP C*G	<Course-VIII> Tw(25/10) Or/Pr(25/10) Total C G GP C*G	<Course-IX> Tw(100/40) Or(50/20) Total C G GP C*G	RESULT	REMARK	TOTAL MARKS OUT OF 750																									
											âC	âCG	SGPI																									
01.	ITC801	BIG DATA ANALYTICS			02.	ITC802	INTERNET OF EVERYTHING			03.	ITDLO8041	USER INTERACTION DESIGN																										
08.	ILO8021	PROJECT MANAGEMENT			17.	ITL801	BIG DATA LAB			18.	ITL802	INTER. OF EVERYTHING LAB																										
19.	ITL803	DEVOPS LAB			20.	ITL804	R PROGRAMMING LAB			21.	ITM805	PROJECT-II																										
-----																																						
12282588 /SABLE VRUSHALI BANDU ANITA																																						
62	57	62	61	20	22	22	21	83																														
18	19	16	16	19	23	21	20	42	P			604																										
80	76	78	77	39	45	43	41	125																														
4	0	10	40	4	A	9	36	4	A	9	36	3	A	9	27	1	A	9	9	1	O	10	10	1	O	10	10	1	O	10	10	8	O	10	80	27	258	9.56
(DIPLOMA STUDENT)																																						
SGPI: SEM-III: 5.85 ; SEM-IV: 5.35 ; SEM-V: 6.42 ; SEM-VI: 6.62 ; SEM-VII: 7.96 ; CGPI: 6.98																																						
CREDITS: SEM-III: 26 ; SEM-IV: 26 ; SEM-V: 26 ; SEM-VI: 26 ; SEM-VII: 26																																						
MARKS: SEM-III:423/750; SEM-IV:401/750; SEM-V:453/750; SEM-VI:464/750; SEM-VII:554/775; TOTAL: 2899/4525 (64.07%)																																						
-----																																						
12282589 /SAWANT SHWETA GURUDAS ANJALI																																						
67	70	68	74	22	23	22	22	93																														
17	19	17	18	22	23	22	22	42	P			663																										
84	89	85	92	44	46	44	44	135																														
4	0	10	40	4	O	10	40	4	O	10	40	3	O	10	30	1	O	10	10	1	O	10	10	1	O	10	10	1	O	10	10	8	O	10	80	27	270	10.00
SGPI: SEM-I: 7.56 ; SEM-II: 8.19 ; SEM-III: 8.12 ; SEM-IV: 9.12 ; SEM-V: 9.58 ; SEM-VI: 9.38 ; SEM-VII: 9.50 ; CGPI: 8.93																																						
CREDITS: SEM-I: 27 ; SEM-II: 27 ; SEM-III: 26 ; SEM-IV: 26 ; SEM-V: 26 ; SEM-VI: 26 ; SEM-VII: 26																																						
MARKS: SEM-I:518/750; SEM-II:568/750; SEM-III:536/750; SEM-IV:598/750; SEM-V:622/750; SEM-VI:600/750; SEM-VII:619/775; TOTAL: 4724/6025 (78.41%)																																						
-----																																						
12282590 /SAYED SAIMA SHAJAUDDIN RUBINA																																						
67	71	67	76	22	23	23	23	93																														
17	19	16	18	22	23	22	22	44	P			668																										
84	90	83	94	44	46	45	45	137																														
4	0	10	40	4	O	10	40	4	O	10	40	3	O	10	30	1	O	10	10	1	O	10	10	1	O	10	10	1	O	10	10	8	O	10	80	27	270	10.00
SGPI: SEM-I: 7.74 ; SEM-II: 8.22 ; SEM-III: 7.42 ; SEM-IV: 8.19 ; SEM-V: 8.69 ; SEM-VI: 8.12 ; SEM-VII: 8.77 ; CGPI: 8.40																																						
CREDITS: SEM-I: 27 ; SEM-II: 27 ; SEM-III: 26 ; SEM-IV: 26 ; SEM-V: 26 ; SEM-VI: 26 ; SEM-VII: 26																																						
MARKS: SEM-I:520/750; SEM-II:566/750; SEM-III:509/750; SEM-IV:550/750; SEM-V:570/750; SEM-VI:549/750; SEM-VII:606/775; TOTAL: 4538/6025 (75.32%)																																						
-----																																						
/- FEMALE, #- 0.229, @- 0.5042/0.5043, *- 0.5045, \$- Carried Forward Grade, ~- Dyslexia, A/ABS- Absent, F- Fails, P- Passes																																						
RR- Reserved, RLE- Reserve for Lower Examination, RPV- Provisional, RCC- 0.5050, ADC- Admission Cancelled																																						
G:Grade, GP:Grade Point, C:Credits, âC:Sum of Credit Points, âCG:Sum of Product of Credits & Grades																																						
SGPI:Semester Grade Performance Index = âCG/âC, CGPI:Cumulative Grade Performance Index																																						
% Marks : 80 and Above 75-79.99 70-74.99 60-69.99 50-59.99 45-49.99 40-44.99 Less Than 40																																						
Grade / Gr. Pt. : O / 10 A / 9 B / 8 C / 7 D / 6 E / 5 F / 4 F / 0																																						

SEAT_NO	NAME	<Course-I>	<Course-II>	<Course-III>	<Course-IV>	<Course-V>	<Course-VI>	<Course-VII>	<Course-VIII>	<Course-IX>	TOTAL MARKS
		Th(80/32)	Th(80/32)	Th(80/32)	Th(80/32)	Tw(25/10)	Tw(25/10)	Tw(25/10)	Tw(25/10)	Tw(100/40)	OUT OF 750
		In(20/08)	In(20/08)	In(20/08)	In(20/08)	Or(25/10)	Or(25/10)	Or/Pr(25/10)	Or/Pr(25/10)	Or(50/20)	RESULT REMARK
		Total	Total	Total	Total	Total	Total	Total	Total	Total	OUT OF 750
		C G GP C*G	C G GP C*G	C G GP C*G	C G GP C*G	C G GP C*G	C G GP C*G	C G GP C*G	C G GP C*G	C G GP C*G	âC âCG SGPI
01. ITC801	BIG DATA ANALYTICS				02. ITC802	INTERNET OF EVERYTHING			03. ITDLO8041	USER INTERACTION DESIGN	
08. ILO8021	PROJECT MANAGEMENT				17. ITL801	BIG DATA LAB			18. ITL802	INTER. OF EVERYTHING LAB	
19. ITL803	DEVOPS LAB				20. ITL804	R PROGRAMMING LAB			21. ITM805	PROJECT-II	
-----											
12282591	SHAH BALKRISHNA AMARNATH SONI										
		62	64	57	67	21	22	23	21	93	
		16	18	16	17	19	22	20	20	45	P 623
		78	82	73	84	40	44	43	41	138	
		4 A 9 36	4 O 10 40	4 B 8 32	3 O 10 30	1 O 10 10	1 O 10 10	1 O 10 10	1 O 10 10	8 O 10 80	27 258 9.56
		SGPI: SEM-I: 6.78 ; SEM-II: 6.76 ; SEM-III: 7.81 ; SEM-IV: 7.81 ; SEM-V: 7.81 ; SEM-VI: 7.88 ; SEM-VII: 9.15 ; CGPI: 7.94									
		CREDITS: SEM-I: 27 ; SEM-II: 27 ; SEM-III: 26 ; SEM-IV: 26 ; SEM-V: 26 ; SEM-VI: 26 ; SEM-VII: 26									
		MARKS: SEM-I:473/750; SEM-II:476/750; SEM-III:524/750; SEM-IV:539/750; SEM-V:535/750; SEM-VI:531/750; SEM-VII:618/775; TOTAL: 4319/6025 (71.68%)									
-----											
12282592	/SHAH REEYA MANISH RITA										
		67	71	62	68	19	23	21	22	86	
		18	18	16	18	19	22	19	20	45	P 634
		85	89	78	86	38	45	40	42	131	
		4 O 10 40	4 O 10 40	4 A 9 36	3 O 10 30	1 A 9 9 1 O 10 10	1 O 10 10	1 O 10 10	1 O 10 10	8 O 10 80	27 265 9.81
		SGPI: SEM-I: 6.67 ; SEM-II: 6.48 ; SEM-III: 7.58 ; SEM-IV: 6.88 ; SEM-V: 7.88 ; SEM-VI: 7.96 ; SEM-VII: 9.35 ; CGPI: 7.82									
		CREDITS: SEM-I: 27 ; SEM-II: 27 ; SEM-III: 26 ; SEM-IV: 26 ; SEM-V: 26 ; SEM-VI: 26 ; SEM-VII: 26									
		MARKS: SEM-I:470/750; SEM-II:460/750; SEM-III:507/750; SEM-IV:473/750; SEM-V:532/750; SEM-VI:538/750; SEM-VII:617/775; TOTAL: 4231/6025 (70.22%)									
-----											
12282593	SHARMA DEVANSHU SHIVKUMAR NEERAJ										
		64	72	65	64	19	23	21	21	85	
		16	20	15	18	18	23	21	20	42	P 627
		80	92	80	82	37	46	42	41	127	
		4 O 10 40	4 O 10 40	4 O 10 40	3 O 10 30	1 B 8 8 1 O 10 10	1 O 10 10	1 O 10 10	1 O 10 10	8 O 10 80	27 268 9.93
		(DIPLOMA STUDENT) SGPI: SEM-III: 6.31 ; SEM-IV: 6.31 ; SEM-V: 7.12 ; SEM-VI: 7.12 ; SEM-VII: 8.81 ; CGPI: 7.61									
		CREDITS: SEM-III: 26 ; SEM-IV: 26 ; SEM-V: 26 ; SEM-VI: 26 ; SEM-VII: 26									
		MARKS: SEM-III:459/750; SEM-IV:453/750; SEM-V:493/750; SEM-VI:489/750; SEM-VII:593/775; TOTAL: 3114/4525 (68.82%)									
-----											
/- FEMALE, #- 0.229, @- 0.5042/0.5043, *- 0.5045, \$- Carried Forward Grade, ~- Dyslexia, A/ABS- Absent, F- Fails, P- Passes											
RR- Reserved, RLE- Reserve for Lower Examination, RPV- Provisional, RCC- 0.5050, ADC- Admission Cancelled											
G:Grade, GP:Grade Point, C:Credits, âC:Sum of Credit Points, âCG:Sum of Product of Credits & Grades											
SGPI:Semester Grade Performance Index = âCG/âC, CGPI:Cumulative Grade Performance Index											
% Marks : 80 and Above 75-79.99 70-74.99 60-69.99 50-59.99 45-49.99 40-44.99 Less Than 40											
Grade / Gr. Pt. : O / 10 A / 9 B / 8 C / 7 D / 6 E / 5 F / 4 F / 0											



SEAT_NO	NAME	<Course-I> Th(80/32) In(20/08) Total C G GP C*G	<Course-II> Th(80/32) In(20/08) Total C G GP C*G	<Course-III> Th(80/32) In(20/08) Total C G GP C*G	<Course-IV> Th(80/32) In(20/08) Total C G GP C*G	<Course-V> Tw(25/10) Or(25/10) Total C G GP C*G	<Course-VI> Tw(25/10) Or(25/10) Total C G GP C*G	<Course-VII> Tw(25/10) Or/Pr(25/10) Total C G GP C*G	<Course-VIII> Tw(25/10) Or/Pr(25/10) Total C G GP C*G	<Course-IX> Tw(100/40) Or(50/20) Total C G GP C*G	RESULT	REMARK	TOTAL MARKS OUT OF 750
01.	ITC801		BIG DATA ANALYTICS		02.	ITC802	INTERNET OF EVERYTHING		03.	ITDLO8041	USER INTERACTION DESIGN		
08.	ILO8021		PROJECT MANAGEMENT		17.	ITL801	BIG DATA LAB		18.	ITL802	INTER. OF EVERYTHING LAB		
19.	ITL803		DEVOPS LAB		20.	ITL804	R PROGRAMMING LAB		21.	ITM805	PROJECT-II		
-----													
12282594 /SHARMA NITU SURENDRA SAVITA													
		64	71	66	68	21	23	23	23	93			
		18	19	16	18	20	23	22	23	44	P		655
		82	90	82	86	41	46	45	46	137			
		4 O 10 40	4 O 10 40	4 O 10 40	3 O 10 30	1 O 10 10	1 O 10 10	1 O 10 10	1 O 10 10	8 O 10 80	27	270	10.00
		SGPI: SEM-I: 7.89 ; SEM-II: 8.33 ; SEM-III: 7.88 ; SEM-IV: 8.58 ; SEM-V: 8.27 ; SEM-VI: 8.27 ; SEM-VII: 8.96 ; CGPI: 8.53											
		CREDITS: SEM-I: 27 ; SEM-II: 27 ; SEM-III: 26 ; SEM-IV: 26 ; SEM-V: 26 ; SEM-VI: 26 ; SEM-VII: 26											
		MARKS: SEM-I:551/750; SEM-II:569/750; SEM-III:540/750; SEM-IV:581/750; SEM-V:561/750; SEM-VI:549/750; SEM-VII:620/775; TOTAL: 4626/6025 (76.78%)											
-----													
12282595 SHARMA PAWAN TOOKLAL AARTI													
		66	63	51	63	20	22	22	22	94			
		16	17	15	15	19	21	21	21	42	P		610
		82	80	66	78	39	43	43	43	136			
		4 O 10 40	4 O 10 40	4 C 7 28	3 A 9 27	1 A 9 9	1 O 10 10	1 O 10 10	1 O 10 10	8 O 10 80	27	254	9.41
		SGPI: SEM-I: 7.30 ; SEM-II: 7.04 ; SEM-III: 8.42 ; SEM-IV: 8.27 ; SEM-V: 8.19 ; SEM-VI: 8.42 ; SEM-VII: 9.00 ; CGPI: 8.25											
		CREDITS: SEM-I: 27 ; SEM-II: 27 ; SEM-III: 26 ; SEM-IV: 26 ; SEM-V: 26 ; SEM-VI: 26 ; SEM-VII: 26											
		MARKS: SEM-I:516/750; SEM-II:490/750; SEM-III:565/750; SEM-IV:551/750; SEM-V:538/750; SEM-VI:561/750; SEM-VII:610/775; TOTAL: 4441/6025 (73.71%)											
-----													
12282596 /SHENOY RITIKA RAVINDRA RADHA													
		66	65	61	70	22	23	23	22	95			
		18	18	16	17	21	22	21	21	46	P		647
		84	83	77	87	43	45	44	43	141			
		4 O 10 40	4 O 10 40	4 A 9 36	3 O 10 30	1 O 10 10	1 O 10 10	1 O 10 10	1 O 10 10	8 O 10 80	27	266	9.85
		SGPI: SEM-I: 7.85 ; SEM-II: 7.63 ; SEM-III: 9.35 ; SEM-IV: 8.92 ; SEM-V: 9.50 ; SEM-VI: 9.35 ; SEM-VII: 9.15 ; CGPI: 8.94											
		CREDITS: SEM-I: 27 ; SEM-II: 27 ; SEM-III: 26 ; SEM-IV: 26 ; SEM-V: 26 ; SEM-VI: 26 ; SEM-VII: 26											
		MARKS: SEM-I:533/750; SEM-II:515/750; SEM-III:607/750; SEM-IV:587/750; SEM-V:606/750; SEM-VI:609/750; SEM-VII:611/775; TOTAL: 4715/6025 (78.26%)											
-----													
/- FEMALE, #- 0.229, @- 0.5042/0.5043, *- 0.5045, \$- Carried Forward Grade, ~- Dyslexia, A/ABS- Absent, F- Fails, P- Passes													
RR- Reserved, RLE- Reserve for Lower Examination, RPV- Provisional, RCC- 0.5050, ADC- Admission Cancelled													
G:Grade, GP:Grade Point, C:Credits, aC:Sum of Credit Points, aCG:Sum of Product of Credits & Grades													
SGPI:Semester Grade Performance Index = aCG/aC, CGPI:Cumulative Grade Performance Index													
% Marks : 80 and Above 75-79.99 70-74.99 60-69.99 50-59.99 45-49.99 40-44.99 Less Than 40													
Grade / Gr. Pt. : O / 10 A / 9 B / 8 C / 7 D / 6 E / 5 F / 4 F / 0													

SEAT_NO	NAME	<Course-I> Th(80/32) In(20/08) Total C G GP C*G	<Course-II> Th(80/32) In(20/08) Total C G GP C*G	<Course-III> Th(80/32) In(20/08) Total C G GP C*G	<Course-IV> Th(80/32) In(20/08) Total C G GP C*G	<Course-V> Tw(25/10) Or(25/10) Total C G GP C*G	<Course-VI> Tw(25/10) Or(25/10) Total C G GP C*G	<Course-VII> Tw(25/10) Or/Pr(25/10) Total C G GP C*G	<Course-VIII> Tw(25/10) Or(50/20) Total C G GP C*G	<Course-IX> Tw(100/40) Or(50/20) Total C G GP C*G	RESULT	REMARK	TOTAL MARKS OUT OF 750
01.	ITC801		BIG DATA ANALYTICS		02. ITC802	INTERNET OF EVERYTHING		03. ITDLO8041	USER INTERACTION DESIGN				
08.	ILO8021		PROJECT MANAGEMENT		17. ITL801	BIG DATA LAB		18. ITL802	INTER. OF EVERYTHING LAB				
19.	ITL803		DEVOPS LAB		20. ITL804	R PROGRAMMING LAB		21. ITM805	PROJECT-II				
-----													
12282597	SHETTY HITESH BHASKAR SHEELAVATI												
	66	58	62	64	23	22	23	21	96				
	17	17	15	17	22	21	23	21	44	P			632
	83	75	77	81	45	43	46	42	140				
	4 O 10 40	4 A 9 36	4 A 9 36	3 O 10 30	1 O 10 10	1 O 10 10	1 O 10 10	1 O 10 10	8 O 10 80	27	262	9.70	
	SGPI: SEM-I: 8.59 ; SEM-II: 8.33 ; SEM-III: 8.31 ; SEM-IV: 8.73 ; SEM-V: 8.77 ; SEM-VI: 8.38 ; SEM-VII: 9.27 ; CGPI: 8.76												
	CREDITS: SEM-I: 27 ; SEM-II: 27 ; SEM-III: 26 ; SEM-IV: 26 ; SEM-V: 26 ; SEM-VI: 26 ; SEM-VII: 26												
	MARKS: SEM-I:566/750; SEM-II:568/750; SEM-III:582/750; SEM-IV:596/750; SEM-V:584/750; SEM-VI:572/750; SEM-VII:624/775; TOTAL: 4724/6025 (78.41%)												
-----													
12282598	SHETTY SHARDUL SANTOSH SHWETA												
	62	56	56	64	22	22	21	21	93				
	16	20	16	17	21	23	21	20	45	P			616
	78	76	72	81	43	45	42	41	138				
	4 A 9 36	4 A 9 36	4 B 8 32	3 O 10 30	1 O 10 10	1 O 10 10	1 O 10 10	1 O 10 10	8 O 10 80	27	254	9.41	
	SGPI: SEM-I: 7.41 ; SEM-II: 7.67 ; SEM-III: 8.23 ; SEM-IV: 8.00 ; SEM-V: 7.38 ; SEM-VI: 7.81 ; SEM-VII: 8.77 ; CGPI: 8.09												
	CREDITS: SEM-I: 27 ; SEM-II: 27 ; SEM-III: 26 ; SEM-IV: 26 ; SEM-V: 26 ; SEM-VI: 26 ; SEM-VII: 26												
	MARKS: SEM-I:515/750; SEM-II:528/750; SEM-III:551/750; SEM-IV:530/750; SEM-V:513/750; SEM-VI:531/750; SEM-VII:596/775; TOTAL: 4380/6025 (72.70%)												
-----													
12282599	SHINDE KETAN KESHAV SAVITA												
	64	64	56	63	21	23	20	21	91				
	16	18	16	17	19	19	20	20	41	P			609
	80	82	72	80	40	42	40	41	132				
	4 O 10 40	4 O 10 40	4 B 8 32	3 O 10 30	1 O 10 10	1 O 10 10	1 O 10 10	1 O 10 10	8 O 10 80	27	262	9.70	
	(DIPLOMA STUDENT) SGPI: SEM-III: 5.77 ; SEM-IV: 6.69 ; SEM-V: 7.23 ; SEM-VI: 7.50 ; SEM-VII: 8.81 ; CGPI: 7.63												
	CREDITS: SEM-III: 26 ; SEM-IV: 26 ; SEM-V: 26 ; SEM-VI: 26 ; SEM-VII: 26												
	MARKS: SEM-III:431/750; SEM-IV:467/750; SEM-V:498/750; SEM-VI:523/750; SEM-VII:597/775; TOTAL: 3125/4525 (69.06%)												
-----													
/- FEMALE, #- 0.229, @- 0.5042/0.5043, *- 0.5045, \$- Carried Forward Grade, ~- Dyslexia, A/ABS- Absent, F- Fails, P- Passes													
RR- Reserved, RLE- Reserve for Lower Examination, RPV- Provisional, RCC- 0.5050, ADC- Admission Cancelled													
G:Grade, GP:Grade Point, C:Credits, aC:Sum of Credit Points, aCG:Sum of Product of Credits & Grades													
SGPI:Semester Grade Performance Index = aCG/aC, CGPI:Cumulative Grade Performance Index													
% Marks : 80 and Above 75-79.99 70-74.99 60-69.99 50-59.99 45-49.99 40-44.99 Less Than 40													
Grade / Gr. Pt. : O / 10 A / 9 B / 8 C / 7 D / 6 E / 5 F / 4 F / 0													

SEAT_NO	NAME	<Course-I> Th(80/32) In(20/08) Total C G GP C*G	<Course-II> Th(80/32) In(20/08) Total C G GP C*G	<Course-III> Th(80/32) In(20/08) Total C G GP C*G	<Course-IV> Th(80/32) In(20/08) Total C G GP C*G	<Course-V> Tw(25/10) Or(25/10) Total C G GP C*G	<Course-VI> Tw(25/10) Or(25/10) Total C G GP C*G	<Course-VII> Tw(25/10) Or/Pr(25/10) Total C G GP C*G	<Course-VIII> Tw(25/10) Or/Pr(25/10) Total C G GP C*G	<Course-IX> Tw(100/40) Or(50/20) Total C G GP C*G	RESULT	REMARK	TOTAL MARKS OUT OF 750
01.	ITC801		BIG DATA ANALYTICS		02.	ITC802	INTERNET OF EVERYTHING		03.	ITDLO8041	USER INTERACTION DESIGN		
08.	ILO8021		PROJECT MANAGEMENT		17.	ITL801	BIG DATA LAB		18.	ITL802	INTER. OF EVERYTHING LAB		
19.	ITL803		DEVOPS LAB		20.	ITL804	R PROGRAMMING LAB		21.	ITM805	PROJECT-II		
12282600	SINGH SWARAAJ	RAMPRAJJWLIT	MANJU										
	67	60	65	65	17	17	21	21	88				
	17	17	15	17	16	16	20	19	45	P			603
	84	77	80	82	33	33	41	40	133				
	4 O 10 40	4 A 9 36	4 O 10 40	3 O 10 30	1 C 7 7 1 C	7 7 1 C	7 7 1 O 10 10	1 O 10 10	8 O 10 80	27	260	9.63	
	SGPI: SEM-I: 7.56 ; SEM-II: 7.57 ; SEM-III: 8.35 ; SEM-IV: 6.96 ; SEM-V: 7.42 ; SEM-VI: 7.04 ; SEM-VII: 8.96 ; CGPI: 7.94												
	CREDITS: SEM-I: 27 ; SEM-II: 27 ; SEM-III: 26 ; SEM-IV: 26 ; SEM-V: 26 ; SEM-VI: 26 ; SEM-VII: 26												
	MARKS: SEM-I:509/750; SEM-II:516/750; SEM-III:549/750; SEM-IV:491/750; SEM-V:491/750; SEM-VI:488/750; SEM-VII:604/775; TOTAL: 4251/6025 (70.56%)												
12282601	SINGH VIVEK NAGESH	JYOTI											
	67	67	70	73	22	22	23	23	94				
	18	19	15	18	21	23	23	23	47	P			668
	85	86	85	91	43	45	46	46	141				
	4 O 10 40	4 O 10 40	4 O 10 40	3 O 10 30	1 O 10 10	1 O 10 10	1 O 10 10	1 O 10 10	8 O 10 80	27	270	10.00	
	SGPI: SEM-I: 8.74 ; SEM-II: 8.61 ; SEM-III: 8.81 ; SEM-IV: 8.77 ; SEM-V: 9.31 ; SEM-VI: 9.65 ; SEM-VII: 9.58 ; CGPI: 9.18												
	CREDITS: SEM-I: 27 ; SEM-II: 27 ; SEM-III: 26 ; SEM-IV: 26 ; SEM-V: 26 ; SEM-VI: 26 ; SEM-VII: 26												
	MARKS: SEM-I:576/750; SEM-II:580/750; SEM-III:581/750; SEM-IV:594/750; SEM-V:610/750; SEM-VI:620/750; SEM-VII:650/775; TOTAL: 4879/6025 (80.98%)												
12282602	SUTHAR KIRTESH MOHANLAL	CHANDA											
	68	62	64	69	22	20	23	22	95				
	18	18	15	18	22	20	22	21	46	P			645
	86	80	79	87	44	40	45	43	141				
	4 O 10 40	4 O 10 40	4 A 9 36	3 O 10 30	1 O 10 10	1 O 10 10	1 O 10 10	1 O 10 10	8 O 10 80	27	266	9.85	
	SGPI: SEM-I: 8.00 ; SEM-II: 8.39 ; SEM-III: 9.23 ; SEM-IV: 9.15 ; SEM-V: 8.88 ; SEM-VI: 9.35 ; SEM-VII: 8.92 ; CGPI: 8.97												
	CREDITS: SEM-I: 27 ; SEM-II: 27 ; SEM-III: 26 ; SEM-IV: 26 ; SEM-V: 26 ; SEM-VI: 26 ; SEM-VII: 26												
	MARKS: SEM-I:558/750; SEM-II:568/750; SEM-III:619/750; SEM-IV:600/750; SEM-V:593/750; SEM-VI:600/750; SEM-VII:623/775; TOTAL: 4806/6025 (79.77%)												
/- FEMALE, #- 0.229, @- 0.5042/0.5043, *- 0.5045, \$- Carried Forward Grade, ~- Dyslexia, A/ABS- Absent, F- Fails, P- Passes													
RR- Reserved, RLE- Reserve for Lower Examination, RPV- Provisional, RCC- 0.5050, ADC- Admission Cancelled													
G:Grade, GP:Grade Point, C:Credits, aC:Sum of Credit Points, aCG:Sum of Product of Credits & Grades													
SGPI:Semester Grade Performance Index = aCG/aC, CGPI:Cumulative Grade Performance Index													
% Marks : 80 and Above 75-79.99 70-74.99 60-69.99 50-59.99 45-49.99 40-44.99 Less Than 40													
Grade / Gr. Pt. : O / 10 A / 9 B / 8 C / 7 D / 6 E / 5 F / 4 F / 0													

SEAT_NO	NAME	<Course-I>	<Course-II>	<Course-III>	<Course-IV>	<Course-V>	<Course-VI>	<Course-VII>	<Course-VIII>	<Course-IX>	TOTAL MARKS
		Th(80/32)	Th(80/32)	Th(80/32)	Th(80/32)	Tw(25/10)	Tw(25/10)	Tw(25/10)	Tw(25/10)	Tw(100/40)	OUT OF 750
		In(20/08)	In(20/08)	In(20/08)	In(20/08)	Or(25/10)	Or(25/10)	Or/Pr(25/10)	Or/Pr(25/10)	Or(50/20)	RESULT REMARK
		Total	Total	Total	Total	Total	Total	Total	Total	Total	
		C G GP C*G	C G GP C*G	C G GP C*G	C G GP C*G	C G GP C*G	C G GP C*G	C G GP C*G	C G GP C*G	C G GP C*G	âC âCG SGPI

01. ITC801	BIG DATA ANALYTICS	02. ITC802	INTERNET OF EVERYTHING	03. ITDLO8041	USER INTERACTION DESIGN
08. ILO8021	PROJECT MANAGEMENT	17. ITL801	BIG DATA LAB	18. ITL802	INTER. OF EVERYTHING LAB
19. ITL803	DEVOPS LAB	20. ITL804	R PROGRAMMING LAB	21. ITM805	PROJECT-II

12282603 /VYAS RIYA PIYUSH DEEPIKA

65	65	71	70	19	19	21	21	95		
16	19	17	17	19	20	22	21	46	P	643
81	84	88	87	38	39	43	42	141		
4 O 10 40	4 O 10 40	4 O 10 40	3 O 10 30	1 A 9 9	1 A 9 9	1 O 10 10	1 O 10 10	8 O 10 80	27 268	9.93
SGPI: SEM-I: 7.24 ; SEM-II: 7.15 ; SEM-III: 7.50 ; SEM-IV: 6.88 ; SEM-V: 7.35 ; SEM-VI: 7.54 ; SEM-VII: 9.62 ; CGPI: 7.90										
CREDITS: SEM-I: 27 ; SEM-II: 27 ; SEM-III: 26 ; SEM-IV: 26 ; SEM-V: 26 ; SEM-VI: 26 ; SEM-VII: 26										
MARKS: SEM-I:501/750; SEM-II:480/750; SEM-III:504/750; SEM-IV:467/750; SEM-V:512/750; SEM-VI:517/750; SEM-VII:633/775; TOTAL: 4257/6025 (70.66%)										

01. ITC801	BIG DATA ANALYTICS	02. ITC802	INTERNET OF EVERYTHING	07. ITDLO8045	ENTERPRISE RESO. PLANNING
08. ILO8021	PROJECT MANAGEMENT	17. ITL801	BIG DATA LAB	18. ITL802	INTER. OF EVERYTHING LAB
19. ITL803	DEVOPS LAB	20. ITL804	R PROGRAMMING LAB	21. ITM805	PROJECT-II

12282604 DAVE PARTH SUNIL ARCHANA

61	66	65	70	20	19	21	19	88		
16	19	17	17	19	20	19	19	42	P	617
77	85	82	87	39	39	40	38	130		
4 A 9 36	4 O 10 40	4 O 10 40	3 O 10 30	1 A 9 9	1 A 9 9	1 O 10 10	1 A 9 9	8 O 10 80	27 263	9.74
SGPI: SEM-I: 6.11 ; SEM-II: 5.72 ; SEM-III: 5.35 ; SEM-IV: 6.04 ; SEM-V: 5.69 ; SEM-VI: 6.85 ; SEM-VII: 8.77 ; CGPI: 6.79										
CREDITS: SEM-I: 27 ; SEM-II: 27 ; SEM-III: 26 ; SEM-IV: 26 ; SEM-V: 26 ; SEM-VI: 26 ; SEM-VII: 26										
MARKS: SEM-I:446/750; SEM-II:422/750; SEM-III:390/750; SEM-IV:436/750; SEM-V:418/750; SEM-VI:464/750; SEM-VII:590/775; TOTAL: 3783/6025 (62.79%)										

12282605 GANDHI RAHUL CHANDRAVILAS JYOTI

67	66	71	69	22	23	21	19	93		
17	20	17	17	21	23	20	19	44	P	649
84	86	88	86	43	46	41	38	137		
4 O 10 40	4 O 10 40	4 O 10 40	3 O 10 30	1 O 10 10	1 O 10 10	1 O 10 10	1 A 9 9	8 O 10 80	27 269	9.96
SGPI: SEM-I: 7.81 ; SEM-II: 6.91 ; SEM-III: 7.54 ; SEM-IV: 7.04 ; SEM-V: 7.50 ; SEM-VI: 7.27 ; SEM-VII: 8.92 ; CGPI: 7.87										
CREDITS: SEM-I: 27 ; SEM-II: 27 ; SEM-III: 26 ; SEM-IV: 26 ; SEM-V: 26 ; SEM-VI: 26 ; SEM-VII: 26										
MARKS: SEM-I:528/750; SEM-II:484/750; SEM-III:496/750; SEM-IV:495/750; SEM-V:510/750; SEM-VI:497/750; SEM-VII:603/775; TOTAL: 4262/6025 (70.74%)										

/- FEMALE, #- 0.229, @- 0.5042/0.5043, \*- 0.5045, \$- Carried Forward Grade, ~- Dyslexia, A/ABS- Absent, F- Fails, P- Passes  
RR- Reserved, RLE- Reserve for Lower Examination, RPV- Provisional, RCC- 0.5050, ADC- Admission Cancelled  
G:Grade, GP:Grade Point, C:Credits, âC:Sum of Credit Points, âCG:Sum of Product of Credits & Grades  
SGPI:Semester Grade Performance Index = âCG/âC, CGPI:Cumulative Grade Performance Index  
% Marks : 80 and Above 75-79.99 70-74.99 60-69.99 50-59.99 45-49.99 40-44.99 Less Than 40  
Grade / Gr. Pt. : O / 10 A / 9 B / 8 C / 7 D / 6 E / 5 P / 4 F / 0



SEAT_NO	NAME	<Course-I> Th(80/32) In(20/08) Total C G GP C*G	<Course-II> Th(80/32) In(20/08) Total C G GP C*G	<Course-III> Th(80/32) In(20/08) Total C G GP C*G	<Course-IV> Th(80/32) In(20/08) Total C G GP C*G	<Course-V> Tw(25/10) Or(25/10) Total C G GP C*G	<Course-VI> Tw(25/10) Or(25/10) Total C G GP C*G	<Course-VII> Tw(25/10) Or/Pr(25/10) Total C G GP C*G	<Course-VIII> Tw(25/10) Or/Pr(25/10) Total C G GP C*G	<Course-IX> Tw(100/40) Or(50/20) Total C G GP C*G	RESULT	REMARK	TOTAL MARKS OUT OF 750
01.	ITC801		BIG DATA ANALYTICS		02.	ITC802	INTERNET OF EVERYTHING		07.	ITDLO8045	ENTERPRISE RESO. PLANNING		
08.	ILO8021		PROJECT MANAGEMENT		17.	ITL801	BIG DATA LAB		18.	ITL802	INTER. OF EVERYTHING LAB		
19.	ITL803		DEVOPS LAB		20.	ITL804	R PROGRAMMING LAB		21.	ITM805	PROJECT-II		
-----													
12282609	LAD MANISH DUSHYANT JAGRUTI												
		63	61	66	65	21	21	22	20	84			
		17	18	17	16	21	20	22	19	43	P		616
		80	79	83	81	42	41	44	39	127			
		4 O 10 40	4 A 9 36	4 O 10 40	3 O 10 30	1 O 10 10	1 O 10 10	1 O 10 10	1 A 9 9	8 O 10 80	27	265	9.81
		SGPI: SEM-I: 6.50 ; SEM-II: 6.43 ; SEM-III: 5.88 ; SEM-IV: 5.77 ; SEM-V: 5.88 ; SEM-VI: 6.73 ; SEM-VII: 8.88 ; CGPI: 6.99											
		CREDITS: SEM-I: 27 ; SEM-II: 27 ; SEM-III: 26 ; SEM-IV: 26 ; SEM-V: 26 ; SEM-VI: 26 ; SEM-VII: 26											
		MARKS: SEM-I:462/750; SEM-II:455/750; SEM-III:428/750; SEM-IV:413/750; SEM-V:435/750; SEM-VI:481/750; SEM-VII:601/775; TOTAL: 3891/6025 (64.58%)											
-----													
12282610	MALEWADE SOURABH MAHADEV VIJAYALAXMI												
		64	52	70	71	22	22	22	20	92			
		17	18	18	17	22	18	21	20	44	P		630
		81	70	88	88	44	40	43	40	136			
		4 O 10 40	4 B 8 32	4 O 10 40	3 O 10 30	1 O 10 10	1 O 10 10	1 O 10 10	1 O 10 10	8 O 10 80	27	262	9.70
		SGPI: SEM-I: 4.74 ; SEM-II: 5.33 ; SEM-III: 4.86 ; SEM-IV: 4.79 ; SEM-V: 5.38 ; SEM-VI: 5.65 ; SEM-VII: 8.77 ; CGPI: 6.13											
		CREDITS: SEM-I: 27 ; SEM-II: 27 ; SEM-III: 28 ; SEM-IV: 28 ; SEM-V: 26 ; SEM-VI: 26 ; SEM-VII: 26											
		MARKS: SEM-I:370/750; SEM-II:379/750; SEM-III:439/875; SEM-IV:379/825; SEM-V:406/750; SEM-VI:428/750; SEM-VII:593/775; TOTAL: 3624/6225 (58.22%)											
-----													
12282611	/MANAVE PRATIKSHA PRAKASH LATA												
		67	62	73	72	21	22	22	21	92			
		16	18	18	18	19	21	20	20	46	P		648
		83	80	91	90	40	43	42	41	138			
		4 O 10 40	4 O 10 40	4 O 10 40	3 O 10 30	1 O 10 10	1 O 10 10	1 O 10 10	1 O 10 10	8 O 10 80	27	270	10.00
		SGPI: SEM-I: 6.48 ; SEM-II: 6.57 ; SEM-III: 7.19 ; SEM-IV: 6.31 ; SEM-V: 7.46 ; SEM-VI: 7.23 ; SEM-VII: 9.62 ; CGPI: 7.61											
		CREDITS: SEM-I: 27 ; SEM-II: 27 ; SEM-III: 26 ; SEM-IV: 26 ; SEM-V: 26 ; SEM-VI: 26 ; SEM-VII: 26											
		MARKS: SEM-I:461/750; SEM-II:467/750; SEM-III:480/750; SEM-IV:445/750; SEM-V:514/750; SEM-VI:490/750; SEM-VII:618/775; TOTAL: 4123/6025 (68.43%)											
-----													
/- FEMALE, #- 0.229, @- 0.5042/0.5043, *- 0.5045, \$- Carried Forward Grade, ~- Dyslexia, A/ABS- Absent, F- Fails, P- Passes													
RR- Reserved, RLE- Reserve for Lower Examination, RPV- Provisional, RCC- 0.5050, ADC- Admission Cancelled													
G:Grade, GP:Grade Point, C:Credits, aC:Sum of Credit Points, aCG:Sum of Product of Credits & Grades													
SGPI:Semester Grade Performance Index = aCG/aC, CGPI:Cumulative Grade Performance Index													
% Marks : 80 and Above 75-79.99 70-74.99 60-69.99 50-59.99 45-49.99 40-44.99 Less Than 40													
Grade / Gr. Pt. : O / 10 A / 9 B / 8 C / 7 D / 6 E / 5 F / 4 F / 0													

SEAT_NO	NAME	<Course-I>	<Course-II>	<Course-III>	<Course-IV>	<Course-V>	<Course-VI>	<Course-VII>	<Course-VIII>	<Course-IX>	TOTAL MARKS
		Th(80/32)	Th(80/32)	Th(80/32)	Th(80/32)	Tw(25/10)	Tw(25/10)	Tw(25/10)	Tw(25/10)	Tw(100/40)	OUT OF 750
		In(20/08)	In(20/08)	In(20/08)	In(20/08)	Or(25/10)	Or(25/10)	Or/Pr(25/10)	Or/Pr(25/10)	Or(50/20)	RESULT REMARK
		Total	Total	Total	Total	Total	Total	Total	Total	Total	
		C G GP C*G	C G GP C*G	C G GP C*G	C G GP C*G	C G GP C*G	C G GP C*G	C G GP C*G	C G GP C*G	C G GP C*G	àC àCG SGPI

01. ITC801	BIG DATA ANALYTICS					02. ITC802	INTERNET OF EVERYTHING			07. ITDLO8045	ENTERPRISE RESO. PLANNING
08. ILO8021	PROJECT MANAGEMENT					17. ITL801	BIG DATA LAB			18. ITL802	INTER. OF EVERYTHING LAB
19. ITL803	DEVOPS LAB					20. ITL804	R PROGRAMMING LAB			21. ITM805	PROJECT-II

12282612 MASTER SMIT SHAILESH NEELAM

67	69	65	65	22	23	21	22	93			
18	20	17	17	22	23	21	21	44	P		650
85	89	82	82	44	46	42	43	137			
4 O 10 40	4 O 10 40	4 O 10 40	3 O 10 30	1 O 10 10	1 O 10 10	1 O 10 10	1 O 10 10	8 O 10 80	27	270	10.00
SGPI: SEM-I: 7.44 ; SEM-II: 7.28 ; SEM-III: 5.96 ; SEM-IV: 7.04 ; SEM-V: 7.00 ; SEM-VI: 7.54 ; SEM-VII: 8.88 ; CGPI: 7.65 @0.10											
CREDITS: SEM-I: 27 ; SEM-II: 27 ; SEM-III: 26 ; SEM-IV: 26 ; SEM-V: 26 ; SEM-VI: 26 ; SEM-VII: 26											
MARKS: SEM-I:513/750; SEM-II:494/750; SEM-III:431/750; SEM-IV:500/750; SEM-V:490/750; SEM-VI:527/750; SEM-VII:611/775; TOTAL: 4216/6025 (69.98%)											

12282613 /MHATRE KADAMBARI DEEPAK DEEPALI

65	68	67	66	21	22	21	19	85			
17	18	17	18	19	21	19	18	43	P		624
82	86	84	84	40	43	40	37	128			
4 O 10 40	4 O 10 40	4 O 10 40	3 O 10 30	1 O 10 10	1 O 10 10	1 O 10 10	1 B 8 8	8 O 10 80	27	268	9.93
(DIPLOMA STUDENT)											
SGPI: SEM-III: 5.35 ; SEM-IV: 6.77 ; SEM-V: 7.42 ; SEM-VI: 7.54 ; SEM-VII: 8.54 ; CGPI: 7.61											
CREDITS: SEM-III: 26 ; SEM-IV: 26 ; SEM-V: 26 ; SEM-VI: 26 ; SEM-VII: 26											
MARKS: SEM-III:403/750; SEM-IV:473/750; SEM-V:515/750; SEM-VI:505/750; SEM-VII:585/775; TOTAL: 3105/4525 (68.62%)											

12282614 /PATIL NIKITA MILIND REKHA

64	56	69	69	21	21	21	21	90			
17	18	18	18	19	21	18	20	45	P		626
81	74	87	87	40	42	39	41	135			
4 O 10 40	4 B 8 32	4 O 10 40	3 O 10 30	1 O 10 10	1 O 10 10	1 A 9 9	1 O 10 10	8 O 10 80	27	261	9.67
SGPI: SEM-I: 7.26 ; SEM-II: 6.98 ; SEM-III: 6.58 ; SEM-IV: 6.77 ; SEM-V: 8.15 ; SEM-VI: 8.08 ; SEM-VII: 8.85 ; CGPI: 7.80											
CREDITS: SEM-I: 27 ; SEM-II: 27 ; SEM-III: 26 ; SEM-IV: 26 ; SEM-V: 26 ; SEM-VI: 26 ; SEM-VII: 26											
MARKS: SEM-I:497/750; SEM-II:480/750; SEM-III:460/750; SEM-IV:472/750; SEM-V:539/750; SEM-VI:535/750; SEM-VII:597/775; TOTAL: 4206/6025 (69.81%)											

/- FEMALE, #- 0.229, @- 0.5042/0.5043, \*- 0.5045, \$- Carried Forward Grade, ~- Dyslexia, A/ABS- Absent, F- Fails, P- Passes

RR- Reserved, RLE- Reserve for Lower Examination, RPV- Provisional, RCC- 0.5050, ADC- Admission Cancelled

G:Grade, GP:Grade Point, C:Credits, àC:Sum of Credit Points, àCG:Sum of Product of Credits & Grades

SGPI:Semester Grade Performance Index = àCG/àC, CGPI:Cumulative Grade Performance Index

% Marks : 80 and Above 75-79.99 70-74.99 60-69.99 50-59.99 45-49.99 40-44.99 Less Than 40

Grade / Gr. Pt. : O / 10 A / 9 B / 8 C / 7 D / 6 E / 5 F / 4 F / 0

SEAT_NO	NAME	<Course-I>	<Course-II>	<Course-III>	<Course-IV>	<Course-V>	<Course-VI>	<Course-VII>	<Course-VIII>	<Course-IX>	TOTAL MARKS	
Th(80/32)	Th(80/32)	Th(80/32)	Th(80/32)	Tw(25/10)	Tw(25/10)	Tw(25/10)	Tw(25/10)	Tw(25/10)	Tw(25/10)	Tw(100/40)	OUT OF 750	
In(20/08)	In(20/08)	In(20/08)	In(20/08)	Or(25/10)	Or(25/10)	Or/Pr(25/10)	Or/Pr(25/10)	Or/Pr(25/10)	Or(50/20)	RESULT REMARK		
Total	Total	Total	Total	Total	Total	Total	Total	Total	Total			
C G GP C*G	C G GP C*G	C G GP C*G	C G GP C*G	C G GP C*G	C G GP C*G	C G GP C*G	C G GP C*G	C G GP C*G	C G GP C*G	âC	âCG	SGPI
01. ITC801	BIG DATA ANALYTICS			02. ITC802	INTERNET OF EVERYTHING			07. ITDLO8045	ENTERPRISE RESO. PLANNING			
08. ILO8021	PROJECT MANAGEMENT			17. ITL801	BIG DATA LAB			18. ITL802	INTER. OF EVERYTHING LAB			
19. ITL803	DEVOPS LAB			20. ITL804	R PROGRAMMING LAB			21. ITM805	PROJECT-II			
-----												
12282615 /SAVE HEEMALI NIKHILESH SUCHITA												
62	71	70	62	21	23	22	21	90				
16	20	18	18	19	23	20	21	45	P		642	
78	91	88	80	40	46	42	42	135				
4 A	9 36	4 O 10 40	4 O 10 40	3 O 10 30	1 O 10 10	1 O 10 10	1 O 10 10	1 O 10 10	8 O 10 80	27	266	9.85
SGPI: SEM-I: 5.63 ; SEM-II: 6.93 ; SEM-III: 5.54 ; SEM-IV: 6.50 ; SEM-V: 7.46 ; SEM-VI: 7.23 ; SEM-VII: 9.04 ; CGPI: 7.28												
CREDITS: SEM-I: 27 ; SEM-II: 27 ; SEM-III: 26 ; SEM-IV: 26 ; SEM-V: 26 ; SEM-VI: 26 ; SEM-VII: 26												
MARKS: SEM-I:419/750; SEM-II:479/750; SEM-III:414/750; SEM-IV:457/750; SEM-V:517/750; SEM-VI:482/750; SEM-VII:609/775; TOTAL: 4019/6025 (66.71%)												
-----												
12282616 SHAH HARSHIL PRATAP KIRTI												
68	66	68	76	22	22	21	22	88				
16	19	18	17	21	20	22	21	42	P		649	
84	85	86	93	43	42	43	43	130				
4 O	10 40	4 O 10 40	4 O 10 40	3 O 10 30	1 O 10 10	1 O 10 10	1 O 10 10	1 O 10 10	8 O 10 80	27	270	10.00
SGPI: SEM-I: 8.48 ; SEM-II: 7.81 ; SEM-III: 8.27 ; SEM-IV: 8.54 ; SEM-V: 8.27 ; SEM-VI: 8.15 ; SEM-VII: 9.08 ; CGPI: 8.58												
CREDITS: SEM-I: 27 ; SEM-II: 27 ; SEM-III: 26 ; SEM-IV: 26 ; SEM-V: 26 ; SEM-VI: 26 ; SEM-VII: 26												
MARKS: SEM-I:559/750; SEM-II:538/750; SEM-III:550/750; SEM-IV:565/750; SEM-V:560/750; SEM-VI:538/750; SEM-VII:608/775; TOTAL: 4567/6025 (75.80%)												
-----												
12282617 SHINDE KALPESH SHRIKANT SHRADDHA												
64	56	67	69	20	23	20	19	81				
18	19	17	16	19	22	20	19	38	P		607	
82	75	84	85	39	45	40	38	119				
4 O	10 40	4 A 9 36	4 O 10 40	3 O 10 30	1 A 9 9	1 O 10 10	1 O 10 10	1 A 9 9	8 A 9 72	27	256	9.48
SGPI: SEM-I: 7.33 ; SEM-II: 8.33 ; SEM-III: 6.96 ; SEM-IV: 5.42 ; SEM-V: 6.12 ; SEM-VI: 6.88 ; SEM-VII: 9.00 ; CGPI: 7.45												
CREDITS: SEM-I: 27 ; SEM-II: 27 ; SEM-III: 26 ; SEM-IV: 26 ; SEM-V: 26 ; SEM-VI: 26 ; SEM-VII: 26												
MARKS: SEM-I:512/750; SEM-II:552/750; SEM-III:495/750; SEM-IV:410/750; SEM-V:436/750; SEM-VI:468/750; SEM-VII:600/775; TOTAL: 4080/6025 (67.72%)												
-----												
/- FEMALE, #- 0.229, @- 0.5042/0.5043, *- 0.5045, \$- Carried Forward Grade, ~- Dyslexia, A/ABS- Absent, F- Fails, P- Passes												
RR- Reserved, RLE- Reserve for Lower Examination, RPV- Provisional, RCC- 0.5050, ADC- Admission Cancelled												
G:Grade, GP:Grade Point, C:Credits, âC:Sum of Credit Points, âCG:Sum of Product of Credits & Grades												
SGPI:Semester Grade Performance Index = âCG/âC, CGPI:Cumulative Grade Performance Index												
% Marks : 80 and Above 75-79.99 70-74.99 60-69.99 50-59.99 45-49.99 40-44.99 Less Than 40												
Grade / Gr. Pt. : O / 10 A / 9 B / 8 C / 7 D / 6 E / 5 F / 4 F / 0												



SEAT_NO	NAME	<Course-I> Th(80/32) In(20/08) Total C G GP C*G	<Course-II> Th(80/32) In(20/08) Total C G GP C*G	<Course-III> Th(80/32) In(20/08) Total C G GP C*G	<Course-IV> Th(80/32) In(20/08) Total C G GP C*G	<Course-V> Tw(25/10) Or(25/10) Total C G GP C*G	<Course-VI> Tw(25/10) Or(25/10) Total C G GP C*G	<Course-VII> Tw(25/10) Or/Pr(25/10) Total C G GP C*G	<Course-VIII> Tw(25/10) Or/Pr(25/10) Total C G GP C*G	<Course-IX> Tw(100/40) Or(50/20) Total C G GP C*G	RESULT	REMARK	TOTAL MARKS OUT OF 750																									
01.	ITC801		BIG DATA ANALYTICS		02. ITC802	INTERNET OF EVERYTHING		07. ITDLO8045	ENTERPRISE RESO. PLANNING																													
08.	ILO8021		PROJECT MANAGEMENT		17. ITL801	BIG DATA LAB		18. ITL802	INTER. OF EVERYTHING LAB																													
19.	ITL803		DEVOPS LAB		20. ITL804	R PROGRAMMING LAB		21. ITM805	PROJECT-II																													
-----																																						
12282618 /SINGH AKANKSHA NARENDRA KUMAR BABLI																																						
		59	72	73	67	22	22	22	22	95																												
		17	20	18	17	21	23	20	22	43	P		655																									
		76	92	91	84	43	45	42	44	138																												
4	A	9	36	4	0	10	40	4	0	10	40	3	0	10	30	1	0	10	10	1	0	10	10	1	0	10	10	1	0	10	10	8	0	10	80	27	266	9.85
SGPI: SEM-I: 8.48 ; SEM-II: 7.33 ; SEM-III: 8.27 ; SEM-IV: 8.15 ; SEM-V: 8.08 ; SEM-VI: 8.38 ; SEM-VII: 8.96 ; CGPI: 8.44																																						
CREDITS: SEM-I: 27 ; SEM-II: 27 ; SEM-III: 26 ; SEM-IV: 26 ; SEM-V: 26 ; SEM-VI: 26 ; SEM-VII: 26																																						
MARKS: SEM-I:572/750; SEM-II:506/750; SEM-III:551/750; SEM-IV:545/750; SEM-V:547/750; SEM-VI:550/750; SEM-VII:604/775; TOTAL: 4530/6025 (75.19%)																																						
-----																																						
12282619 /SOLANKI PRIYANKA NARESH PUSHPA																																						
		55	63	72	67	22	18	20	20	90																												
		18	19	17	17	22	19	19	19	45	P		622																									
		73	82	89	84	44	37	39	39	135																												
4	B	8	32	4	0	10	40	4	0	10	40	3	0	10	30	1	0	10	10	1	B	8	8	1	A	9	9	1	A	9	9	8	0	10	80	27	258	9.56
SGPI: SEM-I: 5.67 ; SEM-II: 5.78 ; SEM-III: 5.86 ; SEM-IV: 6.11 ; SEM-V: 6.00 ; SEM-VI: 6.15 ; SEM-VII: 8.62 ; CGPI: 6.71 @0.04																																						
CREDITS: SEM-I: 27 ; SEM-II: 27 ; SEM-III: 28 ; SEM-IV: 28 ; SEM-V: 26 ; SEM-VI: 26 ; SEM-VII: 26																																						
MARKS: SEM-I:428/750; SEM-II:410/750; SEM-III:500/875; SEM-IV:465/825; SEM-V:435/750; SEM-VI:442/750; SEM-VII:590/775; TOTAL: 3892/6225 (62.52%)																																						
-----																																						
12282620 SUTHAR MAHESH KUMAR RUPARAM DALEE DEVI																																						
		61	60	67	68	17	16	18	18	48																												
		17	18	17	17	12	21	17	18	33	P		543																									
		78	78	84	85	29	37	35	36	81																												
4	A	9	36	4	A	9	36	4	0	10	40	3	0	10	30	1	D	6	6	1	B	8	8	1	B	8	8	1	B	8	8	8	D	6	48	27	220	8.15
SGPI: SEM-I: 6.44 ; SEM-II: 6.48 ; SEM-III: 5.42 ; SEM-IV: 6.15 ; SEM-V: 5.65 ; SEM-VI: 5.96 ; SEM-VII: 7.65 ; CGPI: 6.50																																						
CREDITS: SEM-I: 27 ; SEM-II: 27 ; SEM-III: 26 ; SEM-IV: 26 ; SEM-V: 26 ; SEM-VI: 26 ; SEM-VII: 26																																						
MARKS: SEM-I:455/750; SEM-II:450/750; SEM-III:395/750; SEM-IV:423/750; SEM-V:403/750; SEM-VI:409/750; SEM-VII:524/775; TOTAL: 3602/6025 (59.78%)																																						
-----																																						
/- FEMALE, #- 0.229, @- 0.5042/0.5043, *- 0.5045, \$- Carried Forward Grade, ~- Dyslexia, A/ABS- Absent, F- Fails, P- Passes																																						
RR- Reserved, RLE- Reserve for Lower Examination, RPV- Provisional, RCC- 0.5050, ADC- Admission Cancelled																																						
G:Grade, GP:Grade Point, C:Credits, aC:Sum of Credit Points, aCG:Sum of Product of Credits & Grades																																						
SGPI:Semester Grade Performance Index = aCG/aC, CGPI:Cumulative Grade Performance Index																																						
% Marks : 80 and Above 75-79.99 70-74.99 60-69.99 50-59.99 45-49.99 40-44.99 Less Than 40																																						
Grade / Gr. Pt. : O / 10 A / 9 B / 8 C / 7 D / 6 E / 5 F / 4 F / 0																																						

SEAT_NO	NAME	<Course-I>	<Course-II>	<Course-III>	<Course-IV>	<Course-V>	<Course-VI>	<Course-VII>	<Course-VIII>	<Course-IX>	TOTAL MARKS
		Th(80/32)	Th(80/32)	Th(80/32)	Th(80/32)	Tw(25/10)	Tw(25/10)	Tw(25/10)	Tw(25/10)	Tw(100/40)	OUT OF 750
		In(20/08)	In(20/08)	In(20/08)	In(20/08)	Or(25/10)	Or(25/10)	Or/Pr(25/10)	Or/Pr(25/10)	Or(50/20)	RESULT REMARK
		Total	Total	Total	Total	Total	Total	Total	Total	Total	
		C G GP C*G	C G GP C*G	C G GP C*G	C G GP C*G	C G GP C*G	C G GP C*G	C G GP C*G	C G GP C*G	C G GP C*G	àC àCG SGPI

01. ITC801	BIG DATA ANALYTICS	02. ITC802	INTERNET OF EVERYTHING	07. ITDLO8045	ENTERPRISE RESO. PLANNING
08. ILO8021	PROJECT MANAGEMENT	17. ITL801	BIG DATA LAB	18. ITL802	INTER. OF EVERYTHING LAB
19. ITL803	DEVOPS LAB	20. ITL804	R PROGRAMMING LAB	21. ITM805	PROJECT-II

12282621 TIMBADIA HARSH DEVEN HEMLATA

67	68	70	75	22	17	22	21	86		
16	18	18	17	22	21	22	19	41	P	642
83	86	88	92	44	38	44	40	127		
4 O 10 40	4 O 10 40	4 O 10 40	3 O 10 30	1 O 10 10	1 A 9 9	1 O 10 10	1 O 10 10	8 O 10 80	27 269	9.96

SGPI: SEM-I: 5.46 ; SEM-II: 5.91 ; SEM-III: 5.58 ; SEM-IV: 6.50 ; SEM-V: 7.69 ; SEM-VI: 8.38 ; SEM-VII: 9.35 ; CGPI: 7.35  
CREDITS: SEM-I: 27 ; SEM-II: 27 ; SEM-III: 26 ; SEM-IV: 26 ; SEM-V: 26 ; SEM-VI: 26 ; SEM-VII: 26  
MARKS: SEM-I:400/750; SEM-II:413/750; SEM-III:411/750; SEM-IV:461/750; SEM-V:537/750; SEM-VI:549/750; SEM-VII:615/775; TOTAL: 4028/6025 (66.85%)

12282622 /VARTAK ISHA PRASHANT SUSHMA

67	67	70	68	21	23	21	19	85		
17	18	17	17	19	22	20	18	44	P	633
84	85	87	85	40	45	41	37	129		
4 O 10 40	4 O 10 40	4 O 10 40	3 O 10 30	1 O 10 10	1 O 10 10	1 O 10 10	1 B 8 8	8 O 10 80	27 268	9.93

(DIPLOMA STUDENT) SGPI: SEM-III: 7.08 ; SEM-IV: 6.62 ; SEM-V: 7.54 ; SEM-VI: 7.69 ; SEM-VII: 8.50 ; CGPI: 7.91  
CREDITS: SEM-III: 26 ; SEM-IV: 26 ; SEM-V: 26 ; SEM-VI: 26 ; SEM-VII: 26  
MARKS: SEM-III:467/750; SEM-IV:467/750; SEM-V:520/750; SEM-VI:521/750; SEM-VII:581/775; TOTAL: 3189/4525 (70.48%)

12282623 /VARTAK RIDDHI BALKRISHNA VARSHA

64	66	72	70	21	22	21	20	85		
17	18	18	16	19	22	21	19	43	P	634
81	84	90	86	40	44	42	39	128		
4 O 10 40	4 O 10 40	4 O 10 40	3 O 10 30	1 O 10 10	1 O 10 10	1 O 10 10	1 A 9 9	8 O 10 80	27 269	9.96

(DIPLOMA STUDENT) SGPI: SEM-III: 7.46 ; SEM-IV: 7.38 ; SEM-V: 8.50 ; SEM-VI: 7.77 ; SEM-VII: 8.85 ; CGPI: 8.33  
CREDITS: SEM-III: 26 ; SEM-IV: 26 ; SEM-V: 26 ; SEM-VI: 26 ; SEM-VII: 26  
MARKS: SEM-III:508/750; SEM-IV:515/750; SEM-V:567/750; SEM-VI:527/750; SEM-VII:594/775; TOTAL: 3345/4525 (73.92%)

/- FEMALE, #- 0.229, @- 0.5042/0.5043, \*- 0.5045, \$- Carried Forward Grade, ~- Dyslexia, A/ABS- Absent, F- Fails, P- Passes  
RR- Reserved, RLE- Reserve for Lower Examination, RPV- Provisional, RCC- 0.5050, ADC- Admission Cancelled  
G:Grade, GP:Grade Point, C:Credits, àC:Sum of Credit Points, àCG:Sum of Product of Credits & Grades  
SGPI:Semester Grade Performance Index = àCG/àC, CGPI:Cumulative Grade Performance Index  
% Marks : 80 and Above 75-79.99 70-74.99 60-69.99 50-59.99 45-49.99 40-44.99 Less Than 40  
Grade / Gr. Pt. : O / 10 A / 9 B / 8 C / 7 D / 6 E / 5 F / 4 F / 0

SEAT NO	NAME	<Course-I> Th(80/32) In(20/08) Total C G GP C*G	<Course-II> Th(80/32) In(20/08) Total C G GP C*G	<Course-III> Th(80/32) In(20/08) Total C G GP C*G	<Course-IV> Th(80/32) In(20/08) Total C G GP C*G	<Course-V> Tw(25/10) Or(25/10) Total C G GP C*G	<Course-VI> Tw(25/10) Or(25/10) Total C G GP C*G	<Course-VII> Tw(25/10) Or/Pr(25/10) Total C G GP C*G	<Course-VIII> Tw(25/10) Or(25/10) Total C G GP C*G	<Course-IX> Tw(100/40) Or(50/20) Total aC aCG SGPI	RESULT	REMARK	TOTAL MARKS OUT OF 750																									
01.	ITC801		BIG DATA ANALYTICS																																			
08.	ILO8021		PROJECT MANAGEMENT																																			
19.	ITL803		DEVOPS LAB																																			
02.	ITC802		INTERNET OF EVERYTHING																																			
17.	ITL801		BIG DATA LAB																																			
20.	ITL804		R PROGRAMMING LAB																																			
07.	ITDL8045		ENTERPRISE RESO. PLANNING																																			
18.	ITL802		INTER. OF EVERYTHING LAB																																			
21.	ITM805		PROJECT-II																																			
12282624 VEDAK TEJAS SUNIL VAISHALI																																						
62	65	68	72	22	20	23	21	85																														
17	18	18	17	21	19	22	20	42		P			631																									
79	83	86	89	43	39	45	41	127																														
4	A	9	36	4	0	10	40	4	0	10	40	3	0	10	30	1	0	10	10	1	A	9	9	1	0	10	10	1	0	10	10	8	0	10	80	27	265	9.81
SGPI: SEM-I: 7.48 ; SEM-II: 6.48 ; SEM-III: 6.69 ; SEM-IV: 6.04 ; SEM-V: 7.19 ; SEM-VI: 7.08 ; SEM-VII: 9.50 ; CGPI: 7.54																																						
CREDITS: SEM-I: 27 ; SEM-II: 27 ; SEM-III: 26 ; SEM-IV: 26 ; SEM-V: 26 ; SEM-VI: 26 ; SEM-VII: 26																																						
MARKS: SEM-I:512/750; SEM-II:445/750; SEM-III:457/750; SEM-IV:455/750; SEM-V:496/750; SEM-VI:494/750; SEM-VII:615/775; TOTAL: 4105/6025 (68.13%)																																						
12282625 VORA PARSHVA VIKRAM JIGISHA																																						
57	68	68	71	22	21	21	21	90																														
19	18	18	17	21	20	20	21	45		F			647																									
35	86	86	88	43	41	41	42	135																														
4	0	10	40	4	0	10	40	4	0	10	40	3	0	10	30	1	0	10	10	1	0	10	10	1	0	10	10	1	0	10	10	8	0	10	80	27	270	10.00
SGPI: SEM-I: 7.15 ; SEM-II: 7.33 ; SEM-III: 8.00 ; SEM-IV: 8.54 ; SEM-V: 7.96 ; SEM-VI: 8.65 ; SEM-VII: 9.35 ; CGPI: 8.37																																						
CREDITS: SEM-I: 27 ; SEM-II: 27 ; SEM-III: 26 ; SEM-IV: 26 ; SEM-V: 26 ; SEM-VI: 26 ; SEM-VII: 26																																						
MARKS: SEM-I:492/750; SEM-II:500/750; SEM-III:536/750; SEM-IV:563/750; SEM-V:536/750; SEM-VI:577/750; SEM-VII:613/775; TOTAL: 4464/6025 (74.09%)																																						
/- FEMALE, #- 0.229, @- 0.5042/0.5043, *- 0.5045, \$- Carried Forward Grade, -- Dyslexia, A/ABS- Absent, F- Fails, P- Passes																																						
RR- Reserved, RLE- Reserve for Lower Examination, RPV- Provisional, RCC- 0.5050, ADC- Admission Cancelled																																						
G:Grade, GP:Grade Point, C:Credits, aC:Sum of Credit Points, aCG:Sum of Product of Credits & Grades																																						
SGPI:Semester Grade Performance Index = aCG/aC, CGPI:Cumulative Grade Performance Index																																						
% Marks : 80 and Above 75-79.99 70-74.99 60-69.99 50-59.99 45-49.99 40-44.99 Less Than 40																																						
Grade / Gr. Pt. : O / 10 A / 9 B / 8 C / 7 D / 6 E / 5 F / 4 F / 0																																						



  
**HEAD**  
 Dept. of Information Technology  
 Vidyavardhini's College of  
 Engineering and Technology.  
 Vasai Road 401 202.

Date: 04/06/2021

**VIDYAVARDHINI'S COLLEGE OF ENGG. & TECH. VASAI ROAD**

Result of B.E /CIVIL Engineering /Semester VIII(CBCGS) May-June-2021

	VCET	University
Number of Candidates Registered	72	
Admitted	72	
Absent	Nil	
Appeared	72	
Pass	72	
RLE	Nil	
Fail	Nil	
PPR	Nil	
Pass Percentage	100	99.72%

**BREAK UP OF SUCCESSFUL CANDIDATES**

DISTINCTION	39
I Class	33
II Class	Nil
Pass	Nil
Pass (RLE)	Nil

**Meritorious students**

Sr. No.	Seat No.	Name	VCET Rank	CGPI	VCET pass%
1	6281740	Mehta Darshan Ajay Jigna	1 <sup>st</sup>	9.91	88.87
2	6281737	Jivani Yash Ashokbhai Kailasben	2 <sup>nd</sup>	9.81	86.68
3	6281739	Marwaha Gurpreet Singh Satnam Singh	3 <sup>rd</sup>	9.76	88.78
4	6281694	Rawal Omprakash Pankaj Devi	4 <sup>th</sup>	9.42	81.73
5	6281707	/Yelve Anushka Sunil Amita	5 <sup>th</sup>	9.18	80.12
6	6281677	/Ambekar Manali Ramesh Rashmi	6 <sup>th</sup>	9.04	80.45
7	6281735	Halim Safiuddin Raziuddin Fariha	7 <sup>th</sup>	8.90	79.42
8	6281703	/Taware Ashita Rajesh Pooja	8 <sup>th</sup>	8.88	77.64
9	6281691	/Patil Jayshree Ramdas Surekha	9 <sup>th</sup>	8.87	79.09
10	6281690	/Patil Atmaja Vilas Lina	10 <sup>th</sup>	8.86	78.33

Exam. Section

SEAT_NO	NAME	<---- Course-I ---->		<---- Course-II ---->		<---- Course-III ---->		<Course-IV>	<Course-V>	RESULT	REMARK	TOTAL MARKS
		Th(80/32)	Tw(25/10)	Th(80/32)	Tw(25/10)	Th(80/32)	Tw(25/10)	Th(80/32)	Tw(50/20)			OUT OF 650
		In(20/08)	Or(25/10)	In(20/08)	Or(25/10)	In(20/08)	Or(25/10)	In(20/08)	Or(50/20)			
		Total	Total	Total	Total	Total	Total	Total	Total			
		C G GP C*G	C G GP C*G	C G GP C*G	C G GP C*G	C G GP C*G	C G GP C*G	C G GP C*G	C G GP C*G	腓	腓G	SGPI
01. CE-C801	DES. & DRAW. OF R.C.STRU.			02. CE-C802	CONSTRUCTION MANAGEMENT				04. CE-DLO8032	INDUSTRIAL WASTE TREAT.		
10. ILO8021	PROJECT MANAGEMENT			19. CE-P804	PROJECT-PART II							
-----												
6281677 /AMBEKAR MANALI RAMESH RASHMI												
71	21	74	22	67	23	76	45					
18	21	18	22	16	23	17	43		P			577
89	42	92	44	83	46	93	88					
4 O 10 40	1 O 10 10	4 O 10 40	1 O 10 10	4 O 10 40	1 O 10 10	3 O 10 30	6 O 10 60		24	240	10.00	
(DIPLOMA STUDENT)												
SGPI: SEM-III: 9.04 ; SEM-IV: 8.11 ; SEM-V: 8.33 ; SEM-VI: 8.85 ; SEM-VII:10.00 ; CGPI: 9.04												
CREDITS: SEM-I: 23.0 ; SEM-II: 27.0 ; SEM-III: 23.0 ; SEM-IV: 27.0 ; SEM-V: 27.0 ; SEM-VI: 26.0 ; SEM-VII: 27.0												
MARKS: SEM-I:565/725; SEM-II:676/900; SEM-V:717/950; SEM-VI:734/925; SEM-VII:693/775; TOTAL: 3962/4925 (80.45%)												
-----												
6281678 BAND PREETESH PRAVIN PRERNA												
69	20	67	20	63	22	71	42					
19	21	17	21	16	21	11	42		P			542
88	41	84	41	79	43	82	84					
4 O 10 40	1 O 10 10	4 O 10 40	1 O 10 10	4 A 9 36	1 O 10 10	3 O 10 30	6 O 10 60		24	236	9.83	
SGPI: SEM-I: 6.93 ; SEM-II: 7.37 ; SEM-III: 6.61 ; SEM-IV: 6.02 ; SEM-V: 6.22 ; SEM-VI: 7.27 ; SEM-VII: 9.78 ; CGPI: 7.49												
CREDITS: SEM-I: 27.0 ; SEM-II: 27.0 ; SEM-III: 23.0 ; SEM-IV: 27.0 ; SEM-V: 27.0 ; SEM-VI: 26.0 ; SEM-VII: 27.0												
MARKS: SEM-I:489/750; SEM-II:496/750; SEM-III:455/725; SEM-IV:516/900; SEM-V:561/950; SEM-VI:616/925; SEM-VII:655/775; TOTAL: 4330/6425 (67.39%)												
-----												
6281679 CHOUDHARI SHUBHAM SUDESH HARSHALA												
73	22	76	22	74	23	72	45					
18	22	18	23	16	23	14	45		P			586
91	44	94	45	90	46	86	90					
4 O 10 40	1 O 10 10	4 O 10 40	1 O 10 10	4 O 10 40	1 O 10 10	3 O 10 30	6 O 10 60		24	240	10.00	
SGPI: SEM-I: 6.44 ; SEM-II: 7.11 ; SEM-III: 6.96 ; SEM-IV: 6.24 ; SEM-V: 7.67 ; SEM-VI: 7.96 ; SEM-VII: 9.74 ; CGPI: 7.75												
CREDITS: SEM-I: 27.0 ; SEM-II: 27.0 ; SEM-III: 23.0 ; SEM-IV: 27.0 ; SEM-V: 27.0 ; SEM-VI: 26.0 ; SEM-VII: 27.0												
MARKS: SEM-I:462/750; SEM-II:496/750; SEM-III:465/725; SEM-IV:522/900; SEM-V:649/950; SEM-VI:667/925; SEM-VII:662/775; TOTAL: 4509/6425 (70.18%)												
-----												
/- FEMALE, #- 0.229, @- 0.5042/0.5043, *- 0.5045, \$- Carried Forward Grade, -- Dyslexia, A/ABS- Absent, F- Fails, P- Passes												
RR- Reserved, RLE- Reserve for Lower Examination, RPV- Provisional, RCC- 0.5050, ADC- Admission Cancelled												
G:Grade, GP:Grade Point, C:Credits, 腓:Sum of Credit Points, 腓G:Sum of Product of Credits & Grades												
SGPI:Semester Grade Performance Index = 腓G/腓, CGPI:Cumulative Grade Performance Index												
% Marks : 80 and Above 75-79.99 70-74.99 60-69.99 50-59.99 40-44.99 Less Than 40												
Grade / Gr. Pt. : O / 10 A / 9 B / 8 C / 7 D / 6 E / 5 P / 4 F / 0												

SEAT_NO	NAME	<----- Course-I ----->		<----- Course-II ----->		<----- Course-III ----->		<Course-IV>	<Course-V>	RESULT REMARK	TOTAL MARKS
		Th(80/32)	Tw(25/10)	Th(80/32)	Tw(25/10)	Th(80/32)	Tw(25/10)	Th(80/32)	Tw(50/20)		OUT OF 650
		In(20/08)	Or(25/10)	In(20/08)	Or(25/10)	In(20/08)	Or(25/10)	In(20/08)	Or(50/20)		
		Total	Total	Total	Total	Total	Total	Total	Total		
		C G GP C*G	C G GP C*G	C G GP C*G	C G GP C*G	C G GP C*G	C G GP C*G	C G GP C*G	C G GP C*G	腓 腓G SGPI	
01. CE-C801	DES. & DRAW. OF R.C.STRU.			02. CE-C802	CONSTRUCTION MANAGEMENT		04. CE-DLO8032		INDUSTRIAL WASTE TREAT.		
10. ILO8021	PROJECT MANAGEMENT			19. CE-P804	PROJECT-PART II						
6281680	DUBEY ASHISH DINESH NISHI										
63	20	75	19	62	17	71	44				
18	22	16	22	17	18	13	44	P			541
81	42	91	41	79	35	84	88				
4 O 10 40	1 O 10 10	4 O 10 40	1 O 10 10	4 A 9 36	1 B 8 8	3 O 10 30	6 O 10 60	24 234	9.75		
SGPI: SEM-I: 5.61 ; SEM-II: 6.37 ; SEM-III: 5.09 ; SEM-IV: 5.61 ; SEM-V: 6.07 ; SEM-VI: 7.38 ; SEM-VII: 9.85 ; CGPI: 6.96											
CREDITS: SEM-I: 27.0 ; SEM-II: 27.0 ; SEM-III: 23.0 ; SEM-IV: 27.0 ; SEM-V: 27.0 ; SEM-VI: 26.0 ; SEM-VII: 27.0											
MARKS: SEM-I:422/750; SEM-II:445/750; SEM-III:376/725; SEM-IV:481/900; SEM-V:554/950; SEM-VI:607/925; SEM-VII:667/775; TOTAL: 4093/6425 (63.70%)											
6281681	DUBEY SANJEEV CHANDRABAL MADHYAMA										
62	21	74	21	58	20	73	43				
18	19	18	19	17	19	14	43	P			539
80	40	92	40	75	39	87	86				
4 O 10 40	1 O 10 10	4 O 10 40	1 O 10 10	4 A 9 36	1 A 9 9	3 O 10 30	6 O 10 60	24 235	9.79		
SGPI: SEM-I: 8.30 ; SEM-II: 6.26 ; SEM-III: 8.70 ; SEM-IV: 7.91 ; SEM-V: 8.56 ; SEM-VI: 8.46 ; SEM-VII: 9.52 ; CGPI: 8.41											
CREDITS: SEM-I: 27.0 ; SEM-II: 27.0 ; SEM-III: 23.0 ; SEM-IV: 27.0 ; SEM-V: 27.0 ; SEM-VI: 26.0 ; SEM-VII: 27.0											
MARKS: SEM-I:553/750; SEM-II:434/750; SEM-III:545/725; SEM-IV:644/900; SEM-V:703/950; SEM-VI:701/925; SEM-VII:643/775; TOTAL: 4762/6425 (74.12%)											
6281682	/GHODKE POONAM PREM PRATIBHA										
71	22	74	21	68	21	75	36				
18	22	18	21	18	17	13	36	P			551
89	44	92	42	86	38	88	72				
4 O 10 40	1 O 10 10	4 O 10 40	1 O 10 10	4 O 10 40	1 A 9 9	3 O 10 30	6 B 8 48	24 227	9.46		
(DIPLOMA STUDENT)											
SGPI: SEM-III: 5.30 ; SEM-IV: 5.78 ; SEM-V: 6.04 ; SEM-VI: 7.46 ; SEM-VII: 9.81 ; CGPI: 7.32											
CREDITS: SEM-III: 23.0 ; SEM-IV: 27.0 ; SEM-V: 27.0 ; SEM-VI: 26.0 ; SEM-VII: 27.0											
MARKS: SEM-III:384/725; SEM-IV:498/900; SEM-V:545/950; SEM-VI:635/925; SEM-VII:664/775; TOTAL: 3277/4925 (66.54%)											
/- FEMALE, #- 0.229, @- 0.5042/0.5043, *- 0.5045, \$- Carried Forward Grade, -- Dyslexia, A/ABS- Absent, F- Fails, P- Passes											
RR- Reserved, RLE- Reserve for Lower Examination, RPV- Provisional, RCC- 0.5050, ADC- Admission Cancelled											
G:Grade, GP:Grade Point, C:Credits, 腓:Sum of Credit Points, 腓G:Sum of Product of Credits & Grades											
SGPI:Semester Grade Performance Index = 腓G/腓, CGPI:Cumulative Grade Performance Index											
% Marks : 80 and Above 75-79.99 70-74.99 60-69.99 50-59.99 40-44.99 Less Than 40											
Grade / Gr. Pt. : O / 10 A / 9 B / 8 C / 7 D / 6 E / 5 P / 4 F / 0											

SEAT NO	NAME	<--- Course-I --->		<--- Course-II --->		<--- Course-III --->		<Course-IV>	<Course-V>	RESULT REMARK	TOTAL MARKS
		Th(80/32)	Tw(25/10)	Th(80/32)	Tw(25/10)	Th(80/32)	Tw(25/10)	Th(80/32)	Tw(50/20)		OUT OF 650
		In(20/08)	Or(25/10)	In(20/08)	Or(25/10)	In(20/08)	Or(25/10)	In(20/08)	Or(50/20)		
		Total	Total	Total	Total	Total	Total	Total	Total		
		C G GP C*G	C G GP C*G	C G GP C*G	C G GP C*G	C G GP C*G	C G GP C*G	C G GP C*G	C G GP C*G	腓 腓G SGPI	
01. CE-C801	DES. & DRAW. OF R.C.STRU.	02. CE-C802		CONSTRUCTION MANAGEMENT		04. CE-DLO8032		INDUSTRIAL WASTE TREAT.			
10. ILO8021	PROJECT MANAGEMENT	19. CE-P804		PROJECT-PART II							
6281683	JAIN DHRU RAJESH LAXMI										
62	21	70	22	61	19	75	47				
18	19	17	22	18	18	15	46	P			550
80	40	87	44	79	37	90	93				
4 O 10 40	1 O 10 10	4 O 10 40	1 O 10 10	4 A 9 36	1 B 8 8	3 O 10 30	6 O 10 60	24	234	9.75	
SGPI: SEM-I: 7.70 ; SEM-II: 8.44 ; SEM-III: 7.04 ; SEM-IV: 6.74 ; SEM-V: 7.26 ; SEM-VI: 7.96 ; SEM-VII: 9.59 ; CGPI: 8.06											
CREDITS: SEM-I: 27.0 ; SEM-II: 27.0 ; SEM-III: 23.0 ; SEM-IV: 27.0 ; SEM-V: 27.0 ; SEM-VI: 26.0 ; SEM-VII: 27.0											
MARKS: SEM-I:536/750; SEM-II:567/750; SEM-III:467/725; SEM-IV:549/900; SEM-V:612/950; SEM-VI:670/925; SEM-VII:654/775; TOTAL: 4605/6425 (71.67%)											
6281684	KHANDERAO PREM ASHOK PANCHFULA										
64	22	76	21	62	19	70	43				
19	20	19	20	15	18	14	39	P			541
83	42	95	41	77	37	84	82				
4 O 10 40	1 O 10 10	4 O 10 40	1 O 10 10	4 A 9 36	1 B 8 8	3 O 10 30	6 O 10 60	24	234	9.75	
SGPI: SEM-I: 6.19 ; SEM-II: 6.37 ; SEM-III: 5.57 ; SEM-IV: 5.52 ; SEM-V: 6.56 ; SEM-VI: 6.50 ; SEM-VII: 9.63 ; CGPI: 7.00											
CREDITS: SEM-I: 27.0 ; SEM-II: 27.0 ; SEM-III: 23.0 ; SEM-IV: 27.0 ; SEM-V: 27.0 ; SEM-VI: 26.0 ; SEM-VII: 27.0											
MARKS: SEM-I:430/750; SEM-II:441/750; SEM-III:383/725; SEM-IV:479/900; SEM-V:580/950; SEM-VI:550/925; SEM-VII:638/775; TOTAL: 4042/6425 (62.91%)											
6281685	KHATOKAR SHUBHAM SANJAY TRUPTI										
57	20	67	21	54	22	64	40				
17	21	15	21	16	18	12	39	P			504
74	41	82	42	70	40	76	79				
4 B 8 32	1 O 10 10	4 O 10 40	1 O 10 10	4 B 8 32	1 O 10 10	3 A 9 27	6 A 9 54	24	215	8.96	
SGPI: SEM-I: 6.04 ; SEM-II: 6.67 ; SEM-III: 5.87 ; SEM-IV: 5.67 ; SEM-V: 6.41 ; SEM-VI: 7.50 ; SEM-VII: 9.52 ; CGPI: 7.07											
CREDITS: SEM-I: 27.0 ; SEM-II: 27.0 ; SEM-III: 23.0 ; SEM-IV: 27.0 ; SEM-V: 27.0 ; SEM-VI: 26.0 ; SEM-VII: 27.0											
MARKS: SEM-I:436/750; SEM-II:457/750; SEM-III:408/725; SEM-IV:500/900; SEM-V:568/950; SEM-VI:635/925; SEM-VII:621/775; TOTAL: 4129/6425 (64.26%)											
/- FEMALE, #- 0.229, @- 0.5042/0.5043, *- 0.5045, \$- Carried Forward Grade, -- Dyslexia, A/ABS- Absent, F- Fails, P- Passes											
RR- Reserved, RLE- Reserve for Lower Examination, RPV- Provisional, RCC- 0.5050, ADC- Admission Cancelled											
G:Grade, GP:Grade Point, C:Credits, 腓:Sum of Credit Points, 腓G:Sum of Product of Credits & Grades											
SGPI:Semester Grade Performance Index = 腓G/腓, CGPI:Cumulative Grade Performance Index											
% Marks : 80 and Above 75-79.99 70-74.99 60-69.99 50-59.99 40-44.99 Less Than 40											
Grade / Gr. Pt. : O / 10 A / 9 B / 8 C / 7 D / 6 E / 5 P / 4 F / 0											

SEAT_NO	NAME	<--- Course-I --->			<--- Course-II --->			<--- Course-III --->			<Course-IV>	<Course-V>	TOTAL MARKS
Th(80/32)	Tw(25/10)	Th(80/32)	Tw(25/10)	Th(80/32)	Tw(25/10)	Th(80/32)	Tw(25/10)	Th(80/32)	Tw(50/20)	RESULT REMARK		OUT OF 650	
In(20/08)	Or(25/10)	In(20/08)	Or(25/10)	In(20/08)	Or(25/10)	In(20/08)	Or(25/10)	In(20/08)	Or(50/20)				
Total	Total	Total	Total	Total	Total	Total	Total	Total	Total				
C G GP C*G	C G GP C*G	C G GP C*G	C G GP C*G	C G GP C*G	C G GP C*G	C G GP C*G	C G GP C*G	C G GP C*G	C G GP C*G	腓 腓G	SGPI		
01. CE-C801	DES. & DRAW. OF R.C.STRU.	02. CE-C802	CONSTRUCTION MANAGEMENT	04. CE-DLO8032	INDUSTRIAL WASTE TREAT.								
10. ILO8021	PROJECT MANAGEMENT	19. CE-P804	PROJECT-PART II										
6281686 /KHEDEKAR RASIKA CHANDRAKANT ASMITA													
59	20	73	21	65	17	73	39						
18	21	18	21	17	19	15	42	P				538	
77	41	91	42	82	36	88	81						
4 A	9 36	1 O 10 10	4 O 10 40	1 O 10 10	4 O 10 40	1 B 8 8	3 O 10 30	6 O 10 60	24	234	9.75		
SGPI: SEM-I: 8.04 ; SEM-II: 7.63 ; SEM-III: 7.83 ; SEM-IV: 7.39 ; SEM-V: 8.04 ; SEM-VI: 7.96 ; SEM-VII: 9.74 ; CGPI: 8.29													
CREDITS: SEM-I: 27.0 ; SEM-II: 27.0 ; SEM-III: 23.0 ; SEM-IV: 27.0 ; SEM-V: 27.0 ; SEM-VI: 26.0 ; SEM-VII: 27.0													
MARKS: SEM-I:547/750; SEM-II:525/750; SEM-III:504/725; SEM-IV:614/900; SEM-V:683/950; SEM-VI:662/925; SEM-VII:641/775; TOTAL: 4714/6425 (73.37%)													
6281687 /MAHADIK VAIBHAVI AJIT CHARUTA													
63	22	76	22	66	23	73	42						
18	22	18	22	17	20	16	42	P				562	
81	44	94	44	83	43	89	84						
4 O	10 40	1 O 10 10	4 O 10 40	1 O 10 10	4 O 10 40	1 O 10 10	3 O 10 30	6 O 10 60	24	240	10.00		
SGPI: SEM-I: 5.44 ; SEM-II: 6.61 ; SEM-III: 5.39 ; SEM-IV: 6.19 ; SEM-V: 7.00 ; SEM-VI: 8.00 ; SEM-VII: 8.89 ; CGPI: 7.18													
CREDITS: SEM-I: 27.0 ; SEM-II: 27.0 ; SEM-III: 23.0 ; SEM-IV: 27.0 ; SEM-V: 27.0 ; SEM-VI: 26.0 ; SEM-VII: 27.0													
MARKS: SEM-I:402/750; SEM-II:462/750; SEM-III:392/725; SEM-IV:523/900; SEM-V:620/950; SEM-VI:673/925; SEM-VII:610/775; TOTAL: 4244/6425 (66.05%)													
6281688 MULIK YOGESH DILIP DEEPALI													
66	19	67	19	68	17	76	42						
15	19	14	19	17	18	13	41	P				530	
81	38	81	38	85	35	89	83						
4 O	10 40	1 A 9 9	4 O 10 40	1 A 9 9	4 O 10 40	1 B 8 8	3 O 10 30	6 O 10 60	24	236	9.83		
SGPI: SEM-I: 6.81 ; SEM-II: 7.94 ; SEM-III: 8.57 ; SEM-IV: 6.98 ; SEM-V: 7.52 ; SEM-VI: 7.58 ; SEM-VII: 9.37 ; CGPI: 8.04													
CREDITS: SEM-I: 27.0 ; SEM-II: 27.0 ; SEM-III: 23.0 ; SEM-IV: 27.0 ; SEM-V: 27.0 ; SEM-VI: 26.0 ; SEM-VII: 27.0													
MARKS: SEM-I:468/750; SEM-II:529/750; SEM-III:532/725; SEM-IV:564/900; SEM-V:641/950; SEM-VI:639/925; SEM-VII:630/775; TOTAL: 4533/6425 (70.55%)													
/- FEMALE, #- 0.229, @- 0.5042/0.5043, *- 0.5045, \$- Carried Forward Grade, -- Dyslexia, A/ABS- Absent, F- Fails, P- Passes													
RR- Reserved, RLE- Reserve for Lower Examination, RPV- Provisional, RCC- 0.5050, ADC- Admission Cancelled													
G:Grade, GP:Grade Point, C:Credits, 腓:Sum of Credit Points, 腓G:Sum of Product of Credits & Grades													
SGPI:Semester Grade Performance Index = 腓G/腓, CGPI:Cumulative Grade Performance Index													
% Marks : 80 and Above 75-79.99 70-74.99 60-69.99 50-59.99 45-49.99 40-44.99 Less Than 40													
Grade / Gr. Pt. : O / 10 A / 9 B / 8 C / 7 D / 6 E / 5 P / 4 F / 0													



SEAT_NO	NAME	<----- Course-I ----->		<----- Course-II ----->		<----- Course-III ----->		<Course-IV>	<Course-V>	RESULT	REMARK	TOTAL MARKS
		Th(80/32)	Tw(25/10)	Th(80/32)	Tw(25/10)	Th(80/32)	Tw(25/10)	Th(80/32)	Tw(50/20)			OUT OF 650
		In(20/08)	Or(25/10)	In(20/08)	Or(25/10)	In(20/08)	Or(25/10)	In(20/08)	Or(50/20)			
		Total	Total	Total	Total	Total	Total	Total	Total			
		C G GP C*G	C G GP C*G	C G GP C*G	C G GP C*G	C G GP C*G	C G GP C*G	C G GP C*G	C G GP C*G	腓	腓G	SGPI
01. CE-C801	DES. & DRAW. OF R.C.STRU.			02. CE-C802	CONSTRUCTION MANAGEMENT				04. CE-DLO8032	INDUSTRIAL WASTE TREAT.		
10. ILO8021	PROJECT MANAGEMENT			19. CE-P804	PROJECT-PART II							
-----												
6281689	PALKAR YASH SURESH SAYALI											
71	22	64	22	64	21	72	41					
16	21	19	21	18	18	16	42		P			548
87	43	83	43	82	39	88	83					
4 O 10 40	1 O 10 10	4 O 10 40	1 O 10 10	4 O 10 40	1 A 9 9	3 O 10 30	6 O 10 60		24	239	9.96	
SGPI: SEM-I: 7.13 ; SEM-II: 6.63 ; SEM-III: 6.83 ; SEM-IV: 6.83 ; SEM-V: 7.37 ; SEM-VI: 7.27 ; SEM-VII: 9.44 ; CGPI: 7.67 @0.08												
CREDITS: SEM-I: 27.0 ; SEM-II: 27.0 ; SEM-III: 23.0 ; SEM-IV: 27.0 ; SEM-V: 27.0 ; SEM-VI: 26.0 ; SEM-VII: 27.0												
MARKS: SEM-I:491/750; SEM-II:466/750; SEM-III:453/725; SEM-IV:559/900; SEM-V:629/950; SEM-VI:621/925; SEM-VII:635/775; TOTAL: 4402/6425 (68.51%)												
-----												
6281690	PATIL ATMAJA VILAS LINA											
67	22	74	22	67	23	71	42					
18	22	19	22	19	22	16	40		P			566
85	44	93	44	86	45	87	82					
4 O 10 40	1 O 10 10	4 O 10 40	1 O 10 10	4 O 10 40	1 O 10 10	3 O 10 30	6 O 10 60		24	240	10.00	
SGPI: SEM-I: 7.56 ; SEM-II: 8.50 ; SEM-III: 8.74 ; SEM-IV: 7.93 ; SEM-V: 8.85 ; SEM-VI: 9.46 ; SEM-VII:10.00 ; CGPI: 8.86												
CREDITS: SEM-I: 27.0 ; SEM-II: 27.0 ; SEM-III: 23.0 ; SEM-IV: 27.0 ; SEM-V: 27.0 ; SEM-VI: 26.0 ; SEM-VII: 27.0												
MARKS: SEM-I:534/750; SEM-II:564/750; SEM-III:554/725; SEM-IV:641/900; SEM-V:730/950; SEM-VI:744/925; SEM-VII:700/775; TOTAL: 5033/6425 (78.33%)												
-----												
6281691	PATIL JAYSHREE RAMDAS SUREKHA											
78	22	76	22	71	22	76	46					
20	22	19	23	19	22	15	46		P			599
98	44	95	45	90	44	91	92					
4 O 10 40	1 O 10 10	4 O 10 40	1 O 10 10	4 O 10 40	1 O 10 10	3 O 10 30	6 O 10 60		24	240	10.00	
(DIPLOMA STUDENT)												
SGPI: SEM-III: 8.52 ; SEM-IV: 7.33 ; SEM-V: 8.19 ; SEM-VI: 9.27 ; SEM-VII:10.00 ; CGPI: 8.87												
CREDITS: SEM-III: 23.0 ; SEM-IV: 27.0 ; SEM-V: 27.0 ; SEM-VI: 26.0 ; SEM-VII: 27.0												
MARKS: SEM-III:541/725; SEM-IV:610/900; SEM-V:705/950; SEM-VI:736/925; SEM-VII:704/775; TOTAL: 3895/4925 (79.09%)												
-----												
/- FEMALE, #- 0.229, @- 0.5042/0.5043, *- 0.5045, \$- Carried Forward Grade, -- Dyslexia, A/ABS- Absent, F- Fails, P- Passes												
RR- Reserved, RLE- Reserve for Lower Examination, RPV- Provisional, RCC- 0.5050, ADC- Admission Cancelled												
G:Grade, GP:Grade Point, C:Credits, 腓:Sum of Credit Points, 腓G:Sum of Product of Credits & Grades												
SGPI:Semester Grade Performance Index = 腓G/腓, CGPI:Cumulative Grade Performance Index												
% Marks : 80 and Above 75-79.99 70-74.99 60-69.99 50-59.99 40-44.99 Less Than 40												
Grade / Gr. Pt. : O / 10 A / 9 B / 8 C / 7 D / 6 E / 5 P / 4 F / 0												

SEAT_NO	NAME	<----- Course-I ----->		<----- Course-II ----->		<----- Course-III ----->		<Course-IV>	<Course-V>	RESULT	REMARK	TOTAL MARKS
Th(80/32)	Tw(25/10)	Th(80/32)	Tw(25/10)	Th(80/32)	Tw(25/10)	Th(80/32)	Tw(50/20)					OUT OF 650
In(20/08)	Or(25/10)	In(20/08)	Or(25/10)	In(20/08)	Or(25/10)	In(20/08)	Or(50/20)					
Total	Total	Total	Total	Total	Total	Total	Total					
C G GP C*G	C G GP C*G	C G GP C*G	C G GP C*G	C G GP C*G	C G GP C*G	C G GP C*G	C G GP C*G			腓 腓G	SGPI	
01. CE-C801	DES. & DRAW. OF R.C.STRU.	02. CE-C802	CONSTRUCTION MANAGEMENT	04. CE-DLO8032	INDUSTRIAL WASTE TREAT.							
10. ILO8021	PROJECT MANAGEMENT	19. CE-P804	PROJECT-PART II									
-----												
6281692 /PAWAR SNEHAL SUNIL NILAM												
64	21	74	21	68	20	67	43					
18	21	16	21	18	19	16	41		P			548
82	42	90	42	86	39	83	84					
4 O 10 40	1 O 10 10	4 O 10 40	1 O 10 10	4 O 10 40	1 A 9 9	3 O 10 30	6 O 10 60		24 239		9.96	
SGPI: SEM-I: 7.13 ; SEM-II: 7.63 ; SEM-III: 7.96 ; SEM-IV: 7.15 ; SEM-V: 7.30 ; SEM-VI: 8.50 ; SEM-VII: 9.56 ; CGPI: 8.12												
CREDITS: SEM-I: 27.0 ; SEM-II: 27.0 ; SEM-III: 23.0 ; SEM-IV: 27.0 ; SEM-V: 27.0 ; SEM-VI: 26.0 ; SEM-VII: 27.0												
MARKS: SEM-I:490/750; SEM-II:514/750; SEM-III:527/725; SEM-IV:579/900; SEM-V:646/950; SEM-VI:693/925; SEM-VII:637/775; TOTAL: 4634/6425 (72.12%)												
-----												
6281693 /RASKAR SAKSHI SHRIRANG VASUMATI												
67	22	74	22	61	22	70	43					
19	21	17	21	15	18	12	42		P			546
86	43	91	43	76	40	82	85					
4 O 10 40	1 O 10 10	4 O 10 40	1 O 10 10	4 A 9 36	1 O 10 10	3 O 10 30	6 O 10 60		24 236		9.83	
SGPI: SEM-I: 6.59 ; SEM-II: 6.04 ; SEM-III: 7.17 ; SEM-IV: 6.56 ; SEM-V: 7.26 ; SEM-VI: 8.46 ; SEM-VII: 9.48 ; CGPI: 7.65 @0.10												
CREDITS: SEM-I: 27.0 ; SEM-II: 27.0 ; SEM-III: 23.0 ; SEM-IV: 27.0 ; SEM-V: 27.0 ; SEM-VI: 26.0 ; SEM-VII: 27.0												
MARKS: SEM-I:445/750; SEM-II:430/750; SEM-III:480/725; SEM-IV:555/900; SEM-V:634/950; SEM-VI:700/925; SEM-VII:637/775; TOTAL: 4427/6425 (68.90%)												
-----												
6281694 RAWAL OMPRAKASH PANKAJ DEVI												
69	20	75	20	66	19	68	45					
15	18	18	18	17	20	13	46		P			547
84	38	93	38	83	39	81	91					
4 O 10 40	1 A 9 9	4 O 10 40	1 A 9 9	4 O 10 40	1 A 9 9	3 O 10 30	6 O 10 60		24 237		9.88	
(DIPLOMA STUDENT)												
SGPI: SEM-III: 8.48 ; SEM-IV: 9.19 ; SEM-V: 9.11 ; SEM-VI: 9.88 ; SEM-VII: 9.89 ; CGPI: 9.42												
CREDITS: SEM-III: 23.0 ; SEM-IV: 27.0 ; SEM-V: 27.0 ; SEM-VI: 26.0 ; SEM-VII: 27.0												
MARKS: SEM-III:541/725; SEM-IV:710/900; SEM-V:754/950; SEM-VI:796/925; SEM-VII:677/775; TOTAL: 4025/4925 (81.73%)												
-----												
/- FEMALE, #- 0.229, @- 0.5042/0.5043, *- 0.5045, \$- Carried Forward Grade, -- Dyslexia, A/ABS- Absent, F- Fails, P- Passes												
RR- Reserved, RLE- Reserve for Lower Examination, RPV- Provisional, RCC- 0.5050, ADC- Admission Cancelled												
G:Grade, GP:Grade Point, C:Credits, 腓:Sum of Credit Points, 腓G:Sum of Product of Credits & Grades												
SGPI:Semester Grade Performance Index = 腓G/腓, CGPI:Cumulative Grade Performance Index												
% Marks : 80 and Above 75-79.99 70-74.99 60-69.99 50-59.99 45-49.99 40-44.99 Less Than 40												
Grade / Gr. Pt. : O / 10 A / 9 B / 8 C / 7 D / 6 E / 5 P / 4 F / 0												

SEAT_NO	NAME	<--- Course-I --->		<--- Course-II --->		<--- Course-III --->		<Course-IV>	<Course-V>	TOTAL MARKS
		Th(80/32)	Tw(25/10)	Th(80/32)	Tw(25/10)	Th(80/32)	Tw(25/10)	Th(80/32)	Tw(50/20)	OUT OF 650
		In(20/08)	Or(25/10)	In(20/08)	Or(25/10)	In(20/08)	Or(25/10)	In(20/08)	Or(50/20)	RESULT REMARK
		Total	Total	Total	Total	Total	Total	Total	Total	SGPI
		C G GP C*G	C G GP C*G	C G GP C*G	C G GP C*G	C G GP C*G	C G GP C*G	C G GP C*G	C G GP C*G	排 排G SGPI
01. CE-C801	DES. & DRAW. OF R.C.STRU.			02. CE-C802	CONSTRUCTION MANAGEMENT		04. CE-DLO8032		INDUSTRIAL WASTE TREAT.	
10. ILO8021	PROJECT MANAGEMENT			19. CE-P804	PROJECT-PART II					
-----										
6281695 /SALVE SAKSHI DEEPAK VISHAKHA										
60	22	64	21	63	17	68	43			
15	21	16	21	15	19	16	41	P		522
75	43	80	42	78	36	84	84			
4 A	9 36	1 O 10 10	4 O 10 40	1 O 10 10	4 A 9 36	1 B 8 8	3 O 10 30	6 O 10 60	24 230	9.58
(DIPLOMA STUDENT)										
SGPI: SEM-III: 5.52 ; SEM-IV: 5.81 ; SEM-V: 6.04 ; SEM-VI: 6.35 ; SEM-VII: 8.11 ; CGPI: 6.89										
CREDITS: SEM-III: 23.0 ; SEM-IV: 27.0 ; SEM-V: 27.0 ; SEM-VI: 26.0 ; SEM-VII: 27.0										
MARKS: SEM-III:389/725; SEM-IV:495/900; SEM-V:541/950; SEM-VI:541/925; SEM-VII:559/775; TOTAL: 3047/4925 (61.87%)										
-----										
6281696 /SAPATALE ANISHA KRISHNADEV JYOTI										
67	20	74	21	64	18	73	40			
19	20	18	21	17	19	13	43	P		547
86	40	92	42	81	37	86	83			
4 O	10 40	1 O 10 10	4 O 10 40	1 O 10 10	4 O 10 40	1 B 8 8	3 O 10 30	6 O 10 60	24 238	9.92
SGPI: SEM-I: 6.89 ; SEM-II: 6.43 ; SEM-III: 7.96 ; SEM-IV: 7.52 ; SEM-V: 7.74 ; SEM-VI: 9.00 ; SEM-VII: 9.70 ; CGPI: 8.12										
CREDITS: SEM-I: 27.0 ; SEM-II: 27.0 ; SEM-III: 23.0 ; SEM-IV: 27.0 ; SEM-V: 27.0 ; SEM-VI: 26.0 ; SEM-VII: 27.0										
MARKS: SEM-I:479/750; SEM-II:453/750; SEM-III:504/725; SEM-IV:602/900; SEM-V:679/950; SEM-VI:725/925; SEM-VII:649/775; TOTAL: 4638/6425 (72.19%)										
-----										
6281697 SAWANT OMKAR KASHINATH SANJANA										
61	15	69	13	57	15	70	35			
14	15	17	17	15	18	13	36	P		480
75	30	86	30	72	33	83	71			
4 A	9 36	1 C 7 7	4 O 10 40	1 C 7 7	4 B 8 32	1 C 7 7	3 O 10 30	6 B 8 48	24 207	8.63
SGPI: SEM-I: 6.48 ; SEM-II: 7.09 ; SEM-III: 4.61 ; SEM-IV: 5.09 ; SEM-V: 7.48 ; SEM-VI: 6.27 ; SEM-VII: 8.70 ; CGPI: 6.81										
CREDITS: SEM-I: 27.0 ; SEM-II: 27.0 ; SEM-III: 23.0 ; SEM-IV: 27.0 ; SEM-V: 27.0 ; SEM-VI: 26.0 ; SEM-VII: 27.0										
MARKS: SEM-I:466/750; SEM-II:494/750; SEM-III:343/725; SEM-IV:423/900; SEM-V:610/950; SEM-VI:538/925; SEM-VII:583/775; TOTAL: 3937/6425 (61.28%)										
-----										
/- FEMALE, #- 0.229, @- 0.5042/0.5043, *- 0.5045, \$- Carried Forward Grade, -- Dyslexia, A/ABS- Absent, F- Fails, P- Passes										
RR- Reserved, RLE- Reserve for Lower Examination, RPV- Provisional, RCC- 0.5050, ADC- Admission Cancelled										
G:Grade, GP:Grade Point, C:Credits, 排:Sum of Credit Points, 排G:Sum of Product of Credits & Grades										
SGPI:Semester Grade Performance Index = 排G/排, CGPI:Cumulative Grade Performance Index										
% Marks : 80 and Above 75-79.99 70-74.99 60-69.99 50-59.99 45-49.99 40-44.99 Less Than 40										
Grade / Gr. Pt. : O / 10 A / 9 B / 8 C / 7 D / 6 E / 5 P / 4 F / 0										

SEAT_NO	NAME	<----- Course-I ----- >		<----- Course-II ----- >		<----- Course-III ----- >		<Course-IV>	<Course-V>	TOTAL MARKS
		Th(80/32)	Tw(25/10)	Th(80/32)	Tw(25/10)	Th(80/32)	Tw(25/10)	Th(80/32)	Tw(50/20)	OUT OF 650
		In(20/08)	Or(25/10)	In(20/08)	Or(25/10)	In(20/08)	Or(25/10)	In(20/08)	Or(50/20)	RESULT REMARK
		Total	Total	Total	Total	Total	Total	Total	Total	SGPI
		C G GP C*G	C G GP C*G	C G GP C*G	C G GP C*G	C G GP C*G	C G GP C*G	C G GP C*G	C G GP C*G	
01. CE-C801	DES. & DRAW. OF R.C.STRU.	02. CE-C802		CONSTRUCTION MANAGEMENT		04. CE-DLO8032		INDUSTRIAL WASTE TREAT.		
10. ILO8021	PROJECT MANAGEMENT	19. CE-P804		PROJECT-PART II						
6281698	SHAH VINESH CHETAN SHILPA									
70	15	70	17	65	17	69	40			
14	14	19	17	17	17	11	38	P		510
84	29	89	34	82	34	80	78			
4 O 10 40	1 D 6 6	4 O 10 40	1 C 7 7	4 O 10 40	1 C 7 7	3 O 10 30	6 A 9 54	24 224		9.33
SGPI: SEM-I: 6.19 ; SEM-II: 6.41 ; SEM-III: 5.22 ; SEM-IV: 6.09 ; SEM-V: 6.59 ; SEM-VI: 7.62 ; SEM-VII: 9.67 ; CGPI: 7.14										
CREDITS: SEM-I: 27.0 ; SEM-II: 27.0 ; SEM-III: 23.0 ; SEM-IV: 27.0 ; SEM-V: 27.0 ; SEM-VI: 26.0 ; SEM-VII: 27.0										
MARKS: SEM-I:437/750; SEM-II:461/750; SEM-III:383/725; SEM-IV:513/900; SEM-V:577/950; SEM-VI:633/925; SEM-VII:636/775; TOTAL: 4150/6425 (64.59%)										
6281699	SHARMA SURAJ MANOJ MEERA									
71	22	69	22	58	18	68	41			
15	21	17	21	17	19	12	39	P		530
86	43	86	43	75	37	80	80			
4 O 10 40	1 O 10 10	4 O 10 40	1 O 10 10	4 A 9 36	1 B 8 8	3 O 10 30	6 O 10 60	24 234		9.75
SGPI: SEM-I: 8.19 ; SEM-II: 7.30 ; SEM-III: 8.57 ; SEM-IV: 7.31 ; SEM-V: 8.22 ; SEM-VI: 9.12 ; SEM-VII: 9.59 ; CGPI: 8.48										
CREDITS: SEM-I: 27.0 ; SEM-II: 27.0 ; SEM-III: 23.0 ; SEM-IV: 27.0 ; SEM-V: 27.0 ; SEM-VI: 26.0 ; SEM-VII: 27.0										
MARKS: SEM-I:546/750; SEM-II:508/750; SEM-III:550/725; SEM-IV:607/900; SEM-V:695/950; SEM-VI:726/925; SEM-VII:648/775; TOTAL: 4810/6425 (74.86%)										
6281700	SINGH NITESH VEDPRAKASH MEENA									
64	22	76	22	69	22	73	41			
18	21	19	21	17	19	15	42	P		561
82	43	95	43	86	41	88	83			
4 O 10 40	1 O 10 10	4 O 10 40	1 O 10 10	4 O 10 40	1 O 10 10	3 O 10 30	6 O 10 60	24 240		10.00
SGPI: SEM-I: 5.93 ; SEM-II: 6.02 ; SEM-III: 5.91 ; SEM-IV: 6.07 ; SEM-V: 7.07 ; SEM-VI: 8.08 ; SEM-VII:10.00 ; CGPI: 7.37										
CREDITS: SEM-I: 27.0 ; SEM-II: 27.0 ; SEM-III: 23.0 ; SEM-IV: 27.0 ; SEM-V: 27.0 ; SEM-VI: 26.0 ; SEM-VII: 27.0										
MARKS: SEM-I:424/750; SEM-II:405/750; SEM-III:408/725; SEM-IV:522/900; SEM-V:603/950; SEM-VI:666/925; SEM-VII:693/775; TOTAL: 4282/6425 (66.65%)										
/- FEMALE, #- 0.229, @- 0.5042/0.5043, *- 0.5045, \$- Carried Forward Grade, -- Dyslexia, A/ABS- Absent, F- Fails, P- Passes										
RR- Reserved, RLE- Reserve for Lower Examination, RPV- Provisional, RCC- 0.5050, ADC- Admission Cancelled										
G:Grade, GP:Grade Point, C:Credits, 腓腓:Sum of Credit Points, 腓G:Sum of Product of Credits & Grades										
SGPI:Semester Grade Performance Index = 腓G/腓, CGPI:Cumulative Grade Performance Index										
% Marks : 80 and Above 75-79.99 70-74.99 60-69.99 50-59.99 40-44.99 Less Than 40										
Grade / Gr. Pt. : O / 10 A / 9 B / 8 C / 7 D / 6 E / 5 P / 4 F / 0										

SEAT_NO	NAME	<--- Course-I --->		<--- Course-II --->		<--- Course-III --->		<Course-IV>	<Course-V>	TOTAL MARKS
		Th(80/32)	Tw(25/10)	Th(80/32)	Tw(25/10)	Th(80/32)	Tw(25/10)	Th(80/32)	Tw(50/20)	OUT OF 650
		In(20/08)	Or(25/10)	In(20/08)	Or(25/10)	In(20/08)	Or(25/10)	In(20/08)	Or(50/20)	RESULT REMARK
		Total	Total	Total	Total	Total	Total	Total	Total	SGPI
		C G GP C*G	C G GP C*G	C G GP C*G	C G GP C*G	C G GP C*G	C G GP C*G	C G GP C*G	C G GP C*G	排 排G SGPI
01. CE-C801	DES. & DRAW. OF R.C.STRU.	02. CE-C802		CONSTRUCTION MANAGEMENT		04. CE-DLO8032		INDUSTRIAL WASTE TREAT.		
10. ILO8021	PROJECT MANAGEMENT	19. CE-P804		PROJECT-PART II						
6281701	SINGH GANESH VINOD MAMTA									
64	22	76	22	68	21	73	42			
17	22	19	22	17	19	15	43	P		562
81	44	95	44	85	40	88	85			
4 O 10 40	1 O 10 10	4 O 10 40	1 O 10 10	4 O 10 40	1 O 10 10	3 O 10 30	6 O 10 60	24	240	10.00
SGPI: SEM-I: 6.70 ; SEM-II: 5.72 ; SEM-III: 7.00 ; SEM-IV: 6.09 ; SEM-V: 7.59 ; SEM-VI: 8.00 ; SEM-VII: 8.96 ; CGPI: 7.48										
CREDITS: SEM-I: 27.0 ; SEM-II: 27.0 ; SEM-III: 23.0 ; SEM-IV: 27.0 ; SEM-V: 27.0 ; SEM-VI: 26.0 ; SEM-VII: 27.0										
MARKS: SEM-I:477/750; SEM-II:403/750; SEM-III:461/725; SEM-IV:512/900; SEM-V:640/950; SEM-VI:676/925; SEM-VII:640/775; TOTAL: 4371/6425 (68.03%)										
6281702	TANK CHIRAG CHATURBHAI RAMBHABEN									
75	22	76	22	67	23	71	45			
18	23	18	23	18	19	14	46	P		580
93	45	94	45	85	42	85	91			
4 O 10 40	1 O 10 10	4 O 10 40	1 O 10 10	4 O 10 40	1 O 10 10	3 O 10 30	6 O 10 60	24	240	10.00
SGPI: SEM-I: 8.30 ; SEM-II: 7.59 ; SEM-III: 7.65 ; SEM-IV: 6.74 ; SEM-V: 8.11 ; SEM-VI: 9.04 ; SEM-VII:10.00 ; CGPI: 8.42										
CREDITS: SEM-I: 27.0 ; SEM-II: 27.0 ; SEM-III: 23.0 ; SEM-IV: 27.0 ; SEM-V: 27.0 ; SEM-VI: 26.0 ; SEM-VII: 27.0										
MARKS: SEM-I:556/750; SEM-II:510/750; SEM-III:725/725; SEM-IV:551/900; SEM-V:690/950; SEM-VI:743/925; SEM-VII:685/775; TOTAL: 5040/6425 (78.44%)										
6281703	/TAWARE ASHITA RAJESH POOJA									
75	22	74	22	68	22	71	42			
17	22	18	22	17	18	15	42	P		567
92	44	92	44	85	40	86	84			
4 O 10 40	1 O 10 10	4 O 10 40	1 O 10 10	4 O 10 40	1 O 10 10	3 O 10 30	6 O 10 60	24	240	10.00
(DIPLOMA STUDENT) SGPI: SEM-III: 8.17 ; SEM-IV: 7.52 ; SEM-V: 8.48 ; SEM-VI: 9.31 ; SEM-VII: 9.85 ; CGPI: 8.88										
CREDITS: SEM-III: 23.0 ; SEM-IV: 27.0 ; SEM-V: 27.0 ; SEM-VI: 26.0 ; SEM-VII: 27.0										
MARKS: SEM-III:519/725; SEM-IV:618/900; SEM-V:710/950; SEM-VI:738/925; SEM-VII:672/775; TOTAL: 3824/4925 (77.64%)										
/- FEMALE, #- 0.229, @- 0.5042/0.5043, *- 0.5045, \$- Carried Forward Grade, -- Dyslexia, A/ABS- Absent, F- Fails, P- Passes										
RR- Reserved, RLE- Reserve for Lower Examination, RPV- Provisional, RCC- 0.5050, ADC- Admission Cancelled										
G:Grade, GP:Grade Point, C:Credits, 排:Sum of Credit Points, 排G:Sum of Product of Credits & Grades										
SGPI:Semester Grade Performance Index = 排G/排, CGPI:Cumulative Grade Performance Index										
% Marks : 80 and Above 75-79.99 70-74.99 60-69.99 50-59.99 40-44.99 Less Than 40										
Grade / Gr. Pt. : O / 10 A / 9 B / 8 C / 7 D / 6 E / 5 P / 4 F / 0										

SEAT_NO	NAME	<----- Course-I ----- >			<----- Course-II ----- >			<----- Course-III ----- >			<Course-IV>		<Course-V>		TOTAL MARKS
		Th(80/32)	Tw(25/10)	In(20/08)	Th(80/32)	Tw(25/10)	In(20/08)	Th(80/32)	Tw(25/10)	In(20/08)	Th(80/32)	Tw(50/20)	Or(50/20)	RESULT REMARK	OUT OF 650
		Total	Total	Total	Total	Total	Total	Total	Total	Total	Total	Total	Total		
		C G GP C*G	C G GP C*G	C G GP C*G	C G GP C*G	C G GP C*G	C G GP C*G	C G GP C*G	C G GP C*G	C G GP C*G	C G GP C*G	C G GP C*G	C G GP C*G	腓 腓G SGPI	
01. CE-C801	DES. & DRAW. OF R.C.STRU.	02. CE-C802			CONSTRUCTION MANAGEMENT			04. CE-DLO8032		INDUSTRIAL WASTE TREAT.					
10. ILO8021	PROJECT MANAGEMENT	19. CE-P804			PROJECT-PART II										
6281704	THUMAR AYUSH HARESHBHAI KIRANBEN														
55	20	76	20	65	21	73	40								
18	22	16	21	17	20	16	41	P							541
73	42	92	41	82	41	89	81								
4 B	8 32	1 O 10 10	4 O 10 40	1 O 10 10	4 O 10 40	1 O 10 10	3 O 10 30	6 O 10 60	24	232	9.67				
SGPI: SEM-I: 6.70 ; SEM-II: 6.43 ; SEM-III: 7.09 ; SEM-IV: 7.04 ; SEM-V: 8.00 ; SEM-VI: 8.12 ; SEM-VII: 9.19 ; CGPI: 7.76															
CREDITS: SEM-I: 27.0 ; SEM-II: 27.0 ; SEM-III: 23.0 ; SEM-IV: 27.0 ; SEM-V: 27.0 ; SEM-VI: 26.0 ; SEM-VII: 27.0															
MARKS: SEM-I:464/750; SEM-II:458/750; SEM-III:471/725; SEM-IV:575/900; SEM-V:682/950; SEM-VI:672/925; SEM-VII:615/775; TOTAL: 4478/6425 (69.70%)															
6281705	UPALKAR KSHITIJ PRAVIN PRATIKSHA														
74	21	74	21	67	20	71	42								
17	18	18	20	18	19	15	42	P							557
91	39	92	41	85	39	86	84								
4 O	10 40	1 A 9 9	4 O 10 40	1 O 10 10	4 O 10 40	1 A 9 9	3 O 10 30	6 O 10 60	24	238	9.92				
SGPI: SEM-I: 8.07 ; SEM-II: 7.35 ; SEM-III: 8.09 ; SEM-IV: 6.91 ; SEM-V: 7.59 ; SEM-VI: 8.50 ; SEM-VII: 9.85 ; CGPI: 8.26															
CREDITS: SEM-I: 27.0 ; SEM-II: 27.0 ; SEM-III: 23.0 ; SEM-IV: 27.0 ; SEM-V: 27.0 ; SEM-VI: 26.0 ; SEM-VII: 27.0															
MARKS: SEM-I:554/750; SEM-II:490/750; SEM-III:523/725; SEM-IV:564/900; SEM-V:665/950; SEM-VI:696/925; SEM-VII:659/775; TOTAL: 4708/6425 (73.28%)															
6281706	YADAV SUNIL JAIRAJ JAYA														
62	22	74	21	70	19	68	45								
15	20	18	20	18	17	14	45	P							548
77	42	92	41	88	36	82	90								
4 A	9 36	1 O 10 10	4 O 10 40	1 O 10 10	4 O 10 40	1 B 8 8	3 O 10 30	6 O 10 60	24	234	9.75				
SGPI: SEM-I: 5.78 ; SEM-II: 5.72 ; SEM-III: 6.70 ; SEM-IV: 6.09 ; SEM-V: 6.30 ; SEM-VI: 7.38 ; SEM-VII: 9.93 ; CGPI: 7.18															
CREDITS: SEM-I: 27.0 ; SEM-II: 27.0 ; SEM-III: 23.0 ; SEM-IV: 27.0 ; SEM-V: 27.0 ; SEM-VI: 26.0 ; SEM-VII: 27.0															
MARKS: SEM-I:418/750; SEM-II:423/750; SEM-III:459/725; SEM-IV:516/900; SEM-V:559/950; SEM-VI:609/925; SEM-VII:659/775; TOTAL: 4191/6425 (65.23%)															
/- FEMALE, #- 0.229, @- 0.5042/0.5043, *- 0.5045, \$- Carried Forward Grade, ~- Dyslexia, A/ABS- Absent, F- Fails, P- Passes															
RR- Reserved, RLE- Reserve for Lower Examination, RPV- Provisional, RCC- 0.5050, ADC- Admission Cancelled															
G:Grade, GP:Grade Point, C:Credits, 腓:Sum of Credit Points, 腓G:Sum of Product of Credits & Grades															
SGPI:Semester Grade Performance Index = 腓G/腓, CGPI:Cumulative Grade Performance Index															
% Marks : 80 and Above 75-79.99 70-74.99 60-69.99 50-59.99 45-49.99 40-44.99 Less Than 40															
Grade / Gr. Pt. : O / 10 A / 9 B / 8 C / 7 D / 6 E / 5 P / 4 F / 0															

SEAT NO	NAME	<--- Course-I --->		<--- Course-II --->		<--- Course-III --->		<Course-IV>	<Course-V>	RESULT REMARK	TOTAL MARKS
Th(80/32)	Tw(25/10)	Th(80/32)	Tw(25/10)	Th(80/32)	Tw(25/10)	Th(80/32)	Tw(50/20)				OUT OF 650
In(20/08)	Or(25/10)	In(20/08)	Or(25/10)	In(20/08)	Or(25/10)	In(20/08)	Or(50/20)				
Total	Total	Total	Total	Total	Total	Total	Total				
C G GP C*G	C G GP C*G	C G GP C*G	C G GP C*G	C G GP C*G	C G GP C*G	C G GP C*G	C G GP C*G			腓 腓G SGPI	
01. CE-C801	DES. & DRAW. OF R.C.STRU.	02. CE-C802	CONSTRUCTION MANAGEMENT	04. CE-DLO8032	INDUSTRIAL WASTE TREAT.						
10. ILO8021	PROJECT MANAGEMENT	19. CE-P804	PROJECT-PART II								
-----											
6281707 /YELVE ANUSHKA SUNIL AMITA											
61	21	74	22	68	22	72	44				
18	21	19	21	18	20	15	42	P			558
79	42	93	43	86	42	87	86				
4 A	9 36	1 O 10 10	4 O 10 40	1 O 10 10	4 O 10 40	1 O 10 10	3 O 10 30	6 O 10 60	24	236	9.83
(DIPLOMA STUDENT)											
SGPI: SEM-III: 8.78 ; SEM-IV: 7.72 ; SEM-V: 9.07 ; SEM-VI: 9.73 ; SEM-VII:10.00 ; CGPI: 9.18											
CREDITS: SEM-I: 23.0 ; SEM-II: 27.0 ; SEM-III: 23.0 ; SEM-IV: 27.0 ; SEM-V: 27.0 ; SEM-VI: 26.0 ; SEM-VII: 27.0											
MARKS: SEM-III:565/725; SEM-IV:623/900; SEM-V:740/950; SEM-VI:783/925; SEM-VII:677/775; TOTAL: 3946/4925 (80.12%)											
-----											
01. CE-C801	DES. & DRAW. OF R.C.STRU.	02. CE-C802	CONSTRUCTION MANAGEMENT	04. CE-DLO8032	INDUSTRIAL WASTE TREAT.						
14. ILO8025	PROFESSIONAL ETHICS & CSR	19. CE-P804	PROJECT-PART II								
-----											
6281708 /GHARAT KRUTIKA MILIND ANJALI											
71	21	74	20	69	22	64	40				
18	22	18	20	18	18	18	42	P			555
89	43	92	40	87	40	82	82				
4 O	10 40	1 O 10 10	4 O 10 40	1 O 10 10	4 O 10 40	1 O 10 10	3 O 10 30	6 O 10 60	24	240	10.00
SGPI: SEM-I: 5.81 ; SEM-II: 5.78 ; SEM-III: 6.22 ; SEM-IV: 6.15 ; SEM-V: 7.11 ; SEM-VI: 8.27 ; SEM-VII: 9.93 ; CGPI: 7.39											
CREDITS: SEM-I: 27.0 ; SEM-II: 27.0 ; SEM-III: 23.0 ; SEM-IV: 27.0 ; SEM-V: 27.0 ; SEM-VI: 26.0 ; SEM-VII: 27.0											
MARKS: SEM-I:433/750; SEM-II:417/750; SEM-III:431/725; SEM-IV:529/900; SEM-V:624/950; SEM-VI:685/925; SEM-VII:678/775; TOTAL: 4352/6425 (67.74%)											
-----											
6281709 /GHARAT YUKTA DHARMA BHARTI											
68	21	74	19	70	18	63	36				
18	20	17	20	18	18	18	35	P			533
86	41	91	39	88	36	81	71				
4 O	10 40	1 O 10 10	4 O 10 40	1 A 9 9	4 O 10 40	1 B 8 8	3 O 10 30	6 B 8 48	24	225	9.38
(DIPLOMA STUDENT)											
SGPI: SEM-III: 7.65 ; SEM-IV: 6.24 ; SEM-V: 7.59 ; SEM-VI: 8.04 ; SEM-VII: 9.93 ; CGPI: 8.13											
CREDITS: SEM-III: 23.0 ; SEM-IV: 27.0 ; SEM-V: 27.0 ; SEM-VI: 26.0 ; SEM-VII: 27.0											
MARKS: SEM-III:480/725; SEM-IV:532/900; SEM-V:657/950; SEM-VI:667/925; SEM-VII:675/775; TOTAL: 3544/4925 (71.96%)											
-----											
/- FEMALE, #- 0.229, @- 0.5042/0.5043, *- 0.5045, \$- Carried Forward Grade, -- Dyslexia, A/ABS- Absent, F- Fails, P- Passes											
RR- Reserved, RLE- Reserve for Lower Examination, RPV- Provisional, RCC- 0.5050, ADC- Admission Cancelled											
G:Grade, GP:Grade Point, C:Credits, 腓:Sum of Credit Points, 腓G:Sum of Product of Credits & Grades											
SGPI:Semester Grade Performance Index = 腓G/腓, CGPI:Cumulative Grade Performance Index											
% Marks : 80 and Above 75-79.99 70-74.99 60-69.99 50-59.99 40-44.99 Less Than 40											
Grade / Gr. Pt. : O / 10 A / 9 B / 8 C / 7 D / 6 E / 5 P / 4 F / 0											

SEAT_NO	NAME	<--- Course-I --->		<--- Course-II --->		<--- Course-III --->		<Course-IV>	<Course-V>	TOTAL MARKS
		Th(80/32)	Tw(25/10)	Th(80/32)	Tw(25/10)	Th(80/32)	Tw(25/10)	Th(80/32)	Tw(50/20)	OUT OF 650
		In(20/08)	Or(25/10)	In(20/08)	Or(25/10)	In(20/08)	Or(25/10)	In(20/08)	Or(50/20)	RESULT REMARK
		Total	Total	Total	Total	Total	Total	Total	Total	SGPI
		C G GP C*G	C G GP C*G	C G GP C*G	C G GP C*G	C G GP C*G	C G GP C*G	C G GP C*G	C G GP C*G	排 排G SGPI
01. CE-C801	DES. & DRAW. OF R.C.STRU.	02. CE-C802		CONSTRUCTION MANAGEMENT		04. CE-DLO8032		INDUSTRIAL WASTE TREAT.		
14. ILO8025	PROFESSIONAL ETHICS & CSR	19. CE-P804		PROJECT-PART II						
6281710	PATIL SMIT SACHIN PRATIMA									
73	20	71	19	66	20	60	43			
16	21	19	21	16	21	17	41	P		544
89	41	90	40	82	41	77	84			
4 O 10 40	1 O 10 10	4 O 10 40	1 O 10 10	4 O 10 40	1 O 10 10	3 A 9 27	6 O 10 60	24	237	9.88
SGPI: SEM-I: 5.70 ; SEM-II: 6.87 ; SEM-III: 5.74 ; SEM-IV: 6.06 ; SEM-V: 7.04 ; SEM-VI: 7.77 ; SEM-VII: 9.93 ; CGPI: 7.37										
CREDITS: SEM-I: 27.0 ; SEM-II: 27.0 ; SEM-III: 23.0 ; SEM-IV: 27.0 ; SEM-V: 27.0 ; SEM-VI: 26.0 ; SEM-VII: 27.0										
MARKS: SEM-I:420/750; SEM-II:467/750; SEM-III:409/725; SEM-IV:518/900; SEM-V:600/950; SEM-VI:652/925; SEM-VII:676/775; TOTAL: 4286/6425 (66.71%)										
6281711	RAMANI DHARMESH RAMJIBHAI LATABEN									
61	22	64	22	54	19	55	38			
15	20	13	20	15	18	15	35	P		486
76	42	77	42	69	37	70	73			
4 A 9 36	1 O 10 10	4 A 9 36	1 O 10 10	4 C 7 28	1 B 8 8	3 B 8 24	6 B 8 48	24	200	8.33
SGPI: SEM-I: 6.37 ; SEM-II: 7.22 ; SEM-III: 6.30 ; SEM-IV: 6.15 ; SEM-V: 7.11 ; SEM-VI: 7.12 ; SEM-VII: 8.70 ; CGPI: 7.16										
CREDITS: SEM-I: 27.0 ; SEM-II: 27.0 ; SEM-III: 23.0 ; SEM-IV: 27.0 ; SEM-V: 27.0 ; SEM-VI: 26.0 ; SEM-VII: 27.0										
MARKS: SEM-I:450/750; SEM-II:505/750; SEM-III:436/725; SEM-IV:536/900; SEM-V:610/950; SEM-VI:600/925; SEM-VII:584/775; TOTAL: 4207/6425 (65.48%)										
6281712	SHINDE PIYUSH SATESH PRIYA									
68	19	68	20	64	20	57	42			
15	19	16	20	17	19	16	42	P		522
83	38	84	40	81	39	73	84			
4 O 10 40	1 A 9 9	4 O 10 40	1 O 10 10	4 O 10 40	1 A 9 9	3 B 8 24	6 O 10 60	24	232	9.67
SGPI: SEM-I: 6.26 ; SEM-II: 6.35 ; SEM-III: 7.17 ; SEM-IV: 6.28 ; SEM-V: 7.30 ; SEM-VI: 8.69 ; SEM-VII: 9.44 ; CGPI: 7.62										
CREDITS: SEM-I: 27.0 ; SEM-II: 27.0 ; SEM-III: 23.0 ; SEM-IV: 27.0 ; SEM-V: 27.0 ; SEM-VI: 26.0 ; SEM-VII: 27.0										
MARKS: SEM-I:451/750; SEM-II:436/750; SEM-III:474/725; SEM-IV:530/900; SEM-V:631/950; SEM-VI:718/925; SEM-VII:640/775; TOTAL: 4402/6425 (68.51%)										
/- FEMALE, #- 0.229, @- 0.5042/0.5043, *- 0.5045, \$- Carried Forward Grade, -- Dyslexia, A/ABS- Absent, F- Fails, P- Passes										
RR- Reserved, RLE- Reserve for Lower Examination, RPV- Provisional, RCC- 0.5050, ADC- Admission Cancelled										
G:Grade, GP:Grade Point, C:Credits, 排:Sum of Credit Points, 排G:Sum of Product of Credits & Grades										
SGPI:Semester Grade Performance Index = 排G/排, CGPI:Cumulative Grade Performance Index										
% Marks : 80 and Above 75-79.99 70-74.99 60-69.99 50-59.99 40-44.99 Less Than 40										
Grade / Gr. Pt. : O / 10 A / 9 B / 8 C / 7 D / 6 E / 5 P / 4 F / 0										



SEAT_NO	NAME	<--- Course-I --->		<--- Course-II --->		<--- Course-III --->		<Course-IV>	<Course-V>	TOTAL MARKS
		Th(80/32)	Tw(25/10)	Th(80/32)	Tw(25/10)	Th(80/32)	Tw(25/10)	Th(80/32)	Tw(50/20)	OUT OF 650
		In(20/08)	Or(25/10)	In(20/08)	Or(25/10)	In(20/08)	Or(25/10)	In(20/08)	Or(50/20)	RESULT REMARK
		Total	Total	Total	Total	Total	Total	Total	Total	SGPI
		C G GP C*G	C G GP C*G	C G GP C*G	C G GP C*G	C G GP C*G	C G GP C*G	C G GP C*G	C G GP C*G	排 排G SGPI
01. CE-C801	DES. & DRAW. OF R.C.STRU.	02. CE-C802		CONSTRUCTION MANAGEMENT		04. CE-DL08032		INDUSTRIAL WASTE TREAT.		
14. ILO8025	PROFESSIONAL ETHICS & CSR	19. CE-P804		PROJECT-PART II						
6281713 SHINDE SAHIL HIRACHANDRA SAPNA										
71	22	72	22	70	20	64	43			
16	21	18	22	17	18	17	43	P		556
87	43	90	44	87	38	81	86			
4 O 10 40	1 O 10 10	4 O 10 40	1 O 10 10	4 O 10 40	1 A 9 9	3 O 10 30	6 O 10 60	24 239		9.96
SGPI: SEM-I: 7.56 ; SEM-II: 7.74 ; SEM-III: 8.26 ; SEM-IV: 7.19 ; SEM-V: 8.30 ; SEM-VI: 8.62 ; SEM-VII: 9.85 ; CGPI: 8.42										
CREDITS: SEM-I: 27.0 ; SEM-II: 27.0 ; SEM-III: 23.0 ; SEM-IV: 27.0 ; SEM-V: 27.0 ; SEM-VI: 26.0 ; SEM-VII: 27.0										
MARKS: SEM-I:529/750; SEM-II:540/750; SEM-III:525/725; SEM-IV:589/900; SEM-V:686/950; SEM-VI:704/925; SEM-VII:657/775; TOTAL: 4786/6425 (74.49%)										
6281714 WARDE SOHAM SAMEER SHARMILA										
68	14	64	17	62	17	54	42			
15	14	18	18	18	19	15	40	P		495
83	28	82	35	80	36	69	82			
4 O 10 40	1 D 6 6	4 O 10 40	1 B 8 8	4 O 10 40	1 B 8 8	3 C 7 21	6 O 10 60	24 223		9.29
SGPI: SEM-I: 6.22 ; SEM-II: 6.76 ; SEM-III: 6.04 ; SEM-IV: 5.52 ; SEM-V: 6.15 ; SEM-VI: 6.96 ; SEM-VII: 9.41 ; CGPI: 7.03										
CREDITS: SEM-I: 27.0 ; SEM-II: 27.0 ; SEM-III: 23.0 ; SEM-IV: 27.0 ; SEM-V: 27.0 ; SEM-VI: 26.0 ; SEM-VII: 27.0										
MARKS: SEM-I:446/750; SEM-II:471/750; SEM-III:415/725; SEM-IV:486/900; SEM-V:552/950; SEM-VI:587/925; SEM-VII:631/775; TOTAL: 4083/6425 (63.55%)										
01. CE-C801	DES. & DRAW. OF R.C.STRU.	02. CE-C802		CONSTRUCTION MANAGEMENT		04. CE-DL08032		INDUSTRIAL WASTE TREAT.		
18. ILO8029	ENVIRONMENT MANAGEMENT	19. CE-P804		PROJECT-PART II						
6281715 /AVHAD SHWETA SHIVAJI KARUNA										
61	20	53	20	71	20	75	43			
18	18	18	18	17	19	16	44	P		531
79	38	71	38	88	39	91	87			
4 A 9 36	1 A 9 9	4 B 8 32	1 A 9 9	4 O 10 40	1 A 9 9	3 O 10 30	6 O 10 60	24 225		9.38
SGPI: SEM-I: 7.19 ; SEM-II: 6.39 ; SEM-III: 5.61 ; SEM-IV: 5.26 ; SEM-V: 6.89 ; SEM-VI: 7.54 ; SEM-VII: 9.78 ; CGPI: 7.25										
CREDITS: SEM-I: 27.0 ; SEM-II: 27.0 ; SEM-III: 23.0 ; SEM-IV: 27.0 ; SEM-V: 27.0 ; SEM-VI: 26.0 ; SEM-VII: 27.0										
MARKS: SEM-I:493/750; SEM-II:451/750; SEM-III:389/725; SEM-IV:464/900; SEM-V:578/950; SEM-VI:626/925; SEM-VII:671/775; TOTAL: 4203/6425 (65.42%)										
/- FEMALE, #- 0.229, @- 0.5042/0.5043, *- 0.5045, \$- Carried Forward Grade, -- Dyslexia, A/ABS- Absent, F- Fails, P- Passes										
RR- Reserved, RLE- Reserve for Lower Examination, RPV- Provisional, RCC- 0.5050, ADC- Admission Cancelled										
G:Grade, GP:Grade Point, C:Credits, 排:Sum of Credit Points, 排G:Sum of Product of Credits & Grades										
SGPI:Semester Grade Performance Index = 排G/排, CGPI:Cumulative Grade Performance Index										
% Marks : 80 and Above 75-79.99 70-74.99 60-69.99 50-59.99 40-44.99 Less Than 40										
Grade / Gr. Pt. : O / 10 A / 9 B / 8 C / 7 D / 6 E / 5 P / 4 F / 0										

SEAT NO	NAME	<--- Course-I --->		<--- Course-II --->		<--- Course-III --->		<Course-IV>	<Course-V>	RESULT REMARK	TOTAL MARKS
		Th(80/32)	Tw(25/10)	Th(80/32)	Tw(25/10)	Th(80/32)	Tw(25/10)	Th(80/32)	Tw(50/20)		OUT OF 650
		In(20/08)	Or(25/10)	In(20/08)	Or(25/10)	In(20/08)	Or(25/10)	In(20/08)	Or(50/20)		
		Total	Total	Total	Total	Total	Total	Total	Total		
		C G GP C*G	C G GP C*G	C G GP C*G	C G GP C*G	C G GP C*G	C G GP C*G	C G GP C*G	C G GP C*G	腓 腓G SGPI	
01. CE-C801	DES. & DRAW. OF R.C.STRU.	02. CE-C802		CONSTRUCTION MANAGEMENT		04. CE-DLO8032		INDUSTRIAL WASTE TREAT.			
18. ILO8029	ENVIRONMENT MANAGEMENT	19. CE-P804		PROJECT-PART II							
6281716	BENKAR ARYA RAVINDRA ARADHANA										
		56	13	68	13	67	15	69	29		
		8	13	9	12	16	16	15	30	P	449
		64	26	77	25	83	31	84	59		
		4 C 7 28	1 D 6 6	4 A 9 36	1 D 6 6	4 O 10 40	1 C 7 7	3 O 10 30	6 D 6 36	24 189	7.88
		SGPI: SEM-I: 4.91 ; SEM-II: 5.39 ; SEM-III: 5.30 ; SEM-IV: 5.69 ; SEM-V: 5.81 ; SEM-VI: 6.58 ; SEM-VII: 7.67 ; CGPI: 6.14									
		CREDITS: SEM-I: 27.0 ; SEM-II: 27.0 ; SEM-III: 23.0 ; SEM-IV: 27.0 ; SEM-V: 27.0 ; SEM-VI: 26.0 ; SEM-VII: 27.0									
		MARKS: SEM-I:372/750; SEM-II:385/750; SEM-III:368/725; SEM-IV:475/900; SEM-V:512/950; SEM-VI:545/925; SEM-VII:535/775; TOTAL: 3641/6425 (56.67%)									
6281717	BHOIR OMKAR PRADEEP VANDANA										
		65	18	71	18	62	19	71	40		
		17	19	15	19	17	19	16	40	P	526
		82	37	86	37	79	38	87	80		
		4 O 10 40	1 B 8 8	4 O 10 40	1 B 8 8	4 A 9 36	1 A 9 9	3 O 10 30	6 O 10 60	24 231	9.63
		SGPI: SEM-I: 7.30 ; SEM-II: 7.63 ; SEM-III: 6.83 ; SEM-IV: 6.78 ; SEM-V: 7.81 ; SEM-VI: 8.50 ; SEM-VII: 9.15 ; CGPI: 7.95									
		CREDITS: SEM-I: 27.0 ; SEM-II: 27.0 ; SEM-III: 23.0 ; SEM-IV: 27.0 ; SEM-V: 27.0 ; SEM-VI: 26.0 ; SEM-VII: 27.0									
		MARKS: SEM-I:509/750; SEM-II:524/750; SEM-III:447/725; SEM-IV:552/900; SEM-V:674/950; SEM-VI:702/925; SEM-VII:628/775; TOTAL: 4562/6425 (71.00%)									
6281718	CHAVHAN HARSHAL DURYODHAN REKHA										
		59	21	73	21	65	21	71	38		
		18	22	16	22	15	18	16	38	P	534
		77	43	89	43	80	39	87	76		
		4 A 9 36	1 O 10 10	4 O 10 40	1 O 10 10	4 O 10 40	1 A 9 9	3 O 10 30	6 A 9 54	24 229	9.54
		SGPI: SEM-I: 5.74 ; SEM-II: 6.83 ; SEM-III: 5.96 ; SEM-IV: 6.50 ; SEM-V: 7.48 ; SEM-VI: 7.73 ; SEM-VII: 9.26 ; CGPI: 7.37									
		CREDITS: SEM-I: 27.0 ; SEM-II: 27.0 ; SEM-III: 23.0 ; SEM-IV: 27.0 ; SEM-V: 27.0 ; SEM-VI: 26.0 ; SEM-VII: 27.0									
		MARKS: SEM-I:425/750; SEM-II:487/750; SEM-III:420/725; SEM-IV:547/900; SEM-V:645/950; SEM-VI:660/925; SEM-VII:627/775; TOTAL: 4345/6425 (67.63%)									
/- FEMALE, #- 0.229, @- 0.5042/0.5043, *- 0.5045, \$- Carried Forward Grade, ~- Dyslexia, A/ABS- Absent, F- Fails, P- Passes											
RR- Reserved, RLE- Reserve for Lower Examination, RPV- Provisional, RCC- 0.5050, ADC- Admission Cancelled											
G:Grade, GP:Grade Point, C:Credits, 腓:Sum of Credit Points, 腓G:Sum of Product of Credits & Grades											
SGPI:Semester Grade Performance Index = 腓G/腓, CGPI:Cumulative Grade Performance Index											
% Marks : 80 and Above 75-79.99 70-74.99 60-69.99 50-59.99 40-44.99 Less Than 40											
Grade / Gr. Pt. : O / 10 A / 9 B / 8 C / 7 D / 6 E / 5 P / 4 F / 0											

SEAT NO	NAME	<--- Course-I --->		<--- Course-II --->		<--- Course-III --->		<Course-IV>	<Course-V>	RESULT REMARK	TOTAL MARKS OUT OF 650	
		Th(80/32)	Tw(25/10)	Th(80/32)	Tw(25/10)	Th(80/32)	Tw(25/10)	Th(80/32)	Tw(50/20)			
		In(20/08)	Or(25/10)	In(20/08)	Or(25/10)	In(20/08)	Or(25/10)	In(20/08)	Or(50/20)			
		Total	Total	Total	Total	Total	Total	Total	Total			
		C G GP C*G	C G GP C*G	C G GP C*G	C G GP C*G	C G GP C*G	C G GP C*G	C G GP C*G	C G GP C*G	腓 腓G SGPI		
01. CE-C801	DES. & DRAW. OF R.C.STRU.	02. CE-C802		CONSTRUCTION MANAGEMENT		04. CE-DLO8032		INDUSTRIAL WASTE TREAT.				
18. ILO8029	ENVIRONMENT MANAGEMENT	19. CE-P804		PROJECT-PART II								
6281719	DEVENDRAN PRASHANT PERUMAL ANANDLAXMI											
61	20	67	20	62	20	73	37					
15	19	14	19	15	18	14	37	P			511	
76	39	81	39	77	38	87	74					
4 A	9 36 1 A	9 9 4 O	10 40 1 A	9 9 4 A	9 36 1 A	9 9 3 O	10 30 6 B	8 48	24 217	9.04		
(DIPLOMA STUDENT)		SGPI: SEM-III: 5.87 ; SEM-IV: 5.46 ; SEM-V: 5.81 ; SEM-VI: 6.77 ; SEM-VII: 8.89 ;								CGPI: 6.96		
		CREDITS: SEM-III: 23.0 ; SEM-IV: 27.0 ; SEM-V: 27.0 ; SEM-VI: 26.0 ; SEM-VII: 27.0										
		MARKS: SEM-III:418/725; SEM-IV:470/900; SEM-V:535/950; SEM-VI:592/925; SEM-VII:612/775; TOTAL: 3138/4925 (63.72%)										
6281720	/DHARNE ARATI AVINASH ARCHANA											
68	21	74	21	67	20	75	42					
17	18	18	20	16	18	18	41	P			554	
85	39	92	41	83	38	93	83					
4 O	10 40 1 A	9 9 4 O	10 40 1 O	10 10 4 O	10 40 1 A	9 9 3 O	10 30 6 O	10 60	24 238	9.92		
		SGPI: SEM-I: 5.52 ; SEM-II: 5.72 ; SEM-III: 4.85 ; SEM-IV: 4.96 ; SEM-V: 6.26 ; SEM-VI: 6.35 ; SEM-VII: 9.00 ;								CGPI: 6.53		
		CREDITS: SEM-I: 27.0 ; SEM-II: 27.0 ; SEM-III: 27.0 ; SEM-IV: 26.0 ; SEM-V: 27.0 ; SEM-VI: 26.0 ; SEM-VII: 27.0										
		MARKS: SEM-I:404/750; SEM-II:416/750; SEM-III:409/875; SEM-IV:432/850; SEM-V:576/950; SEM-VI:537/925; SEM-VII:602/775; TOTAL: 3930/6525 (60.23%)										
6281721	INTWALA DEEP VINOD NARMADABEN											
59	21	71	21	60	18	67	45					
16	21	17	21	17	19	16	46	P			535	
75	42	88	42	77	37	83	91					
4 A	9 36 1 O	10 10 4 O	10 10 1 O	10 10 4 A	9 36 1 B	8 8 3 O	10 30 6 O	10 60	24 230	9.58		
		SGPI: SEM-I: 6.22 ; SEM-II: 6.04 ; SEM-III: 5.57 ; SEM-IV: 6.76 ; SEM-V: 8.04 ; SEM-VI: 8.81 ; SEM-VII: 9.85 ;								CGPI: 7.61		
		CREDITS: SEM-I: 27.0 ; SEM-II: 27.0 ; SEM-III: 23.0 ; SEM-IV: 27.0 ; SEM-V: 27.0 ; SEM-VI: 26.0 ; SEM-VII: 27.0										
		MARKS: SEM-I:447/750; SEM-II:437/750; SEM-III:392/725; SEM-IV:554/900; SEM-V:666/950; SEM-VI:727/925; SEM-VII:664/775; TOTAL: 4422/6425 (68.82%)										
/- FEMALE, #- 0.229, @- 0.5042/0.5043, *- 0.5045, \$- Carried Forward Grade, ~- Dyslexia, A/ABS- Absent, F- Fails, P- Passes												
RR- Reserved, RLE- Reserve for Lower Examination, RPV- Provisional, RCC- 0.5050, ADC- Admission Cancelled												
G:Grade, GP:Grade Point, C:Credits, 腓:Sum of Credit Points, 腓G:Sum of Product of Credits & Grades												
SGPI:Semester Grade Performance Index = 腓G/腓, CGPI:Cumulative Grade Performance Index												
% Marks : 80 and Above 75-79.99 70-74.99 60-69.99 50-59.99 40-44.99 Less Than 40												
Grade / Gr. Pt. : O / 10 A / 9 B / 8 C / 7 D / 6 E / 5 P / 4 F / 0												

SEAT_NO	NAME	<--- Course-I --->		<--- Course-II --->		<--- Course-III --->		<Course-IV>	<Course-V>	RESULT	REMARK	TOTAL MARKS
		Th(80/32)	Tw(25/10)	Th(80/32)	Tw(25/10)	Th(80/32)	Tw(25/10)	Th(80/32)	Tw(50/20)			OUT OF 650
		In(20/08)	Or(25/10)	In(20/08)	Or(25/10)	In(20/08)	Or(25/10)	In(20/08)	Or(50/20)			
		Total	Total	Total	Total	Total	Total	Total	Total			
		C G GP C*G	C G GP C*G	C G GP C*G	C G GP C*G	C G GP C*G	C G GP C*G	C G GP C*G	C G GP C*G	腓	腓G	SGPI
01. CE-C801	DES. & DRAW. OF R.C.STRU.	02. CE-C802		CONSTRUCTION MANAGEMENT		04. CE-DLO8032		INDUSTRIAL WASTE TREAT.				
18. ILO8029	ENVIRONMENT MANAGEMENT	19. CE-P804		PROJECT-PART II								
-----												
6281722	ITKAR PARESH DEEPAK MANJULA											
61	14	74	17	63	19	71	38					
18	20	17	18	16	18	16	39		P			519
79	34	91	35	79	37	87	77					
4 A	9 36	1 C 7 7	4 O 10 40	1 B 8 8	4 A 9 36	1 B 8 8	3 O 10 30	6 A 9 54	24 219	9.13		
(DIPLOMA STUDENT)												
SGPI: SEM-III: 5.65 ; SEM-IV: 5.07 ; SEM-V: 5.63 ; SEM-VI: 6.50 ; SEM-VII: 9.26 ; CGPI: 6.86												
CREDITS: SEM-III: 23.0 ; SEM-IV: 27.0 ; SEM-V: 27.0 ; SEM-VI: 26.0 ; SEM-VII: 27.0												
MARKS: SEM-III:400/725; SEM-IV:450/900; SEM-V:516/950; SEM-VI:558/925; SEM-VII:633/775; TOTAL: 3076/4925 (62.46%)												
-----												
6281723	KATEKAR GANESH PARSHRAM JAYASHRI											
64	19	76	19	69	21	75	33					
18	18	18	18	16	17	18	37		P			536
82	37	94	37	85	38	93	70					
4 O	10 40	1 B 8 8	4 O 10 40	1 B 8 8	4 O 10 40	1 A 9 9	3 O 10 30	6 B 8 48	24 223	9.29		
SGPI: SEM-I: 5.83 ; SEM-II: 5.65 ; SEM-III: 5.87 ; SEM-IV: 5.06 ; SEM-V: 7.56 ; SEM-VI: 7.50 ; SEM-VII: 8.81 ; CGPI: 6.93												
CREDITS: SEM-I: 27.0 ; SEM-II: 27.0 ; SEM-III: 23.0 ; SEM-IV: 27.0 ; SEM-V: 27.0 ; SEM-VI: 26.0 ; SEM-VII: 27.0												
MARKS: SEM-I:412/750; SEM-II:395/750; SEM-III:407/725; SEM-IV:440/900; SEM-V:604/950; SEM-VI:609/925; SEM-VII:615/775; TOTAL: 4018/6425 (62.54%)												
-----												
6281724	MHATRE JIDNYESH JITENDRA PRITIJA											
66	19	70	17	70	18	69	39					
18	19	17	19	16	16	16	38		P			527
84	38	87	36	86	34	85	77					
4 O	10 40	1 A 9 9	4 O 10 40	1 B 8 8	4 O 10 40	1 C 7 7	3 O 10 30	6 A 9 54	24 228	9.50		
SGPI: SEM-I: 5.63 ; SEM-II: 6.30 ; SEM-III: 5.39 ; SEM-IV: 5.22 ; SEM-V: 7.26 ; SEM-VI: 6.96 ; SEM-VII: 9.22 ; CGPI: 6.93												
CREDITS: SEM-I: 27.0 ; SEM-II: 27.0 ; SEM-III: 23.0 ; SEM-IV: 27.0 ; SEM-V: 27.0 ; SEM-VI: 26.0 ; SEM-VII: 27.0												
MARKS: SEM-I:409/750; SEM-II:435/750; SEM-III:379/725; SEM-IV:479/900; SEM-V:629/950; SEM-VI:597/925; SEM-VII:636/775; TOTAL: 4091/6425 (63.67%)												
-----												
/- FEMALE, #- 0.229, @- 0.5042/0.5043, *- 0.5045, \$- Carried Forward Grade, -- Dyslexia, A/ABS- Absent, F- Fails, P- Passes												
RR- Reserved, RLE- Reserve for Lower Examination, RPV- Provisional, RCC- 0.5050, ADC- Admission Cancelled												
G:Grade, GP:Grade Point, C:Credits, 腓:Sum of Credit Points, 腓G:Sum of Product of Credits & Grades												
SGPI:Semester Grade Performance Index = 腓G/腓, CGPI:Cumulative Grade Performance Index												
% Marks : 80 and Above 75-79.99 70-74.99 60-69.99 50-59.99 45-49.99 40-44.99 Less Than 40												
Grade / Gr. Pt. : O / 10 A / 9 B / 8 C / 7 D / 6 E / 5 P / 4 F / 0												

SEAT_NO	NAME	<----- Course-I ----->		<----- Course-II ----->		<----- Course-III ----->		<Course-IV>	<Course-V>	TOTAL MARKS
		Th(80/32)	Tw(25/10)	Th(80/32)	Tw(25/10)	Th(80/32)	Tw(25/10)	Th(80/32)	Tw(50/20)	OUT OF 650
		In(20/08)	Or(25/10)	In(20/08)	Or(25/10)	In(20/08)	Or(25/10)	In(20/08)	Or(50/20)	RESULT REMARK
		Total	Total	Total	Total	Total	Total	Total	Total	SGPI
		C G GP C*G	C G GP C*G	C G GP C*G	C G GP C*G	C G GP C*G	C G GP C*G	C G GP C*G	C G GP C*G	排 排G SGPI
01. CE-C801	DES. & DRAW. OF R.C.STRU.			02. CE-C802		CONSTRUCTION MANAGEMENT		04. CE-DLO8032		INDUSTRIAL WASTE TREAT.
18. ILO8029	ENVIRONMENT MANAGEMENT			19. CE-P804		PROJECT-PART II				
6281725	PAWAR YOGESH MARUTI RAJESHRI									
65	21	75	21	69	22	71	35			
19	19	18	19	16	18	18	35	P		541
84	40	93	40	85	40	89	70			
4 O 10 40	1 O 10 10	4 O 10 40	1 O 10 10	4 O 10 40	1 O 10 10	3 O 10 30	6 B 8 48	24 228	9.50	
SGPI: SEM-I: 5.96 ; SEM-II: 5.89 ; SEM-III: 6.74 ; SEM-IV: 5.72 ; SEM-V: 6.74 ; SEM-VI: 7.65 ; SEM-VII: 9.04 ; CGPI: 7.13										
CREDITS: SEM-I: 27.0 ; SEM-II: 27.0 ; SEM-III: 23.0 ; SEM-IV: 27.0 ; SEM-V: 27.0 ; SEM-VI: 26.0 ; SEM-VII: 27.0										
MARKS: SEM-I:427/750; SEM-II:420/750; SEM-III:447/725; SEM-IV:488/900; SEM-V:593/950; SEM-VI:635/925; SEM-VII:628/775; TOTAL: 4179/6425 (65.04%)										
6281726	RAVAL DARSHAN ASHISH BHAKTI									
56	13	73	16	66	16	72	38			
15	12	14	17	15	16	14	38	P		491
71	25	87	33	81	32	86	76			
4 B 8 32	1 D 6 6	4 O 10 40	1 C 7 7	4 O 10 40	1 C 7 7	3 O 10 30	6 A 9 54	24 216	9.00	
SGPI: SEM-I: 5.22 ; SEM-II: 5.41 ; SEM-III: 5.19 ; SEM-IV: 5.77 ; SEM-V: 8.15 ; SEM-VI: 7.62 ; SEM-VII: 8.30 ; CGPI: 6.80										
CREDITS: SEM-I: 27.0 ; SEM-II: 27.0 ; SEM-III: 27.0 ; SEM-IV: 26.0 ; SEM-V: 27.0 ; SEM-VI: 26.0 ; SEM-VII: 27.0										
MARKS: SEM-I:393/750; SEM-II:376/750; SEM-III:431/875; SEM-IV:435/850; SEM-V:658/950; SEM-VI:606/925; SEM-VII:568/775; TOTAL: 3958/6525 (60.66%)										
6281727	SAKPAL SANKET SHARAD SMITA									
61	13	71	17	67	18	72	36			
15	14	17	19	15	18	16	38	P		507
76	27	88	36	82	36	88	74			
4 A 9 36	1 D 6 6	4 O 10 40	1 B 8 8	4 O 10 40	1 B 8 8	3 O 10 30	6 B 8 48	24 216	9.00	
SGPI: SEM-I: 5.61 ; SEM-II: 5.33 ; SEM-III: 4.74 ; SEM-IV: 4.85 ; SEM-V: 5.70 ; SEM-VI: 5.54 ; SEM-VII: 8.22 ; CGPI: 6.11										
CREDITS: SEM-I: 27.0 ; SEM-II: 27.0 ; SEM-III: 23.0 ; SEM-IV: 27.0 ; SEM-V: 27.0 ; SEM-VI: 26.0 ; SEM-VII: 27.0										
MARKS: SEM-I:408/750; SEM-II:381/750; SEM-III:340/725; SEM-IV:427/900; SEM-V:490/950; SEM-VI:468/925; SEM-VII:579/775; TOTAL: 3600/6425 (56.03%)										
/- FEMALE, #- 0.229, @- 0.5042/0.5043, *- 0.5045, \$- Carried Forward Grade, -- Dyslexia, A/ABS- Absent, F- Fails, P- Passes										
RR- Reserved, RLE- Reserve for Lower Examination, RPV- Provisional, RCC- 0.5050, ADC- Admission Cancelled										
G:Grade, GP:Grade Point, C:Credits, 排:Sum of Credit Points, 排G:Sum of Product of Credits & Grades										
SGPI:Semester Grade Performance Index = 排G/排, CGPI:Cumulative Grade Performance Index										
% Marks : 80 and Above 75-79.99 70-74.99 60-69.99 50-59.99 40-44.99 Less Than 40										
Grade / Gr. Pt. : O / 10 A / 9 B / 8 C / 7 D / 6 E / 5 P / 4 F / 0										

SEAT NO	NAME	<--- Course-I --->			<--- Course-II --->			<--- Course-III --->			<Course-IV>	<Course-V>	RESULT REMARK	TOTAL MARKS
Th(80/32)	Tw(25/10)	Th(80/32)	Tw(25/10)	Th(80/32)	Tw(25/10)	Th(80/32)	Tw(25/10)	Th(80/32)	Tw(25/10)	Th(80/32)	Tw(50/20)		OUT OF 650	
In(20/08)	Or(25/10)	In(20/08)	Or(25/10)	In(20/08)	Or(25/10)	In(20/08)	Or(25/10)	In(20/08)	Or(25/10)	In(20/08)	Or(50/20)			
Total	Total	Total	Total	Total	Total	Total	Total	Total	Total	Total	Total	腓 腓G	SGPI	
C G GP C*G	C G GP C*G	C G GP C*G	C G GP C*G	C G GP C*G	C G GP C*G	C G GP C*G	C G GP C*G	C G GP C*G	C G GP C*G	C G GP C*G	C G GP C*G			
01. CE-C801	DES. & DRAW. OF R.C.STRU.	02. CE-C802	CONSTRUCTION MANAGEMENT	04. CE-DL08032	INDUSTRIAL WASTE TREAT.									
18. ILO8029	ENVIRONMENT MANAGEMENT	19. CE-P804	PROJECT-PART II											
6281728 /SONAWANE SAMRUDDHI VILAS REKHA														
62	22	67	22	64	21	65	37							
17	21	18	22	16	20	17	36	P					527	
79	43	85	44	80	41	82	73							
4 A	9 36	1 O 10 10	4 O 10 40	1 O 10 10	4 O 10 40	1 O 10 10	3 O 10 30	6 B	8 48	24	224	9.33		
SGPI: SEM-I: 7.35 ; SEM-II: 7.31 ; SEM-III: 5.52 ; SEM-IV: 7.22 ; SEM-V: 6.67 ; SEM-VI: 5.31 ; SEM-VII: 8.52 ; CGPI: 7.15														
CREDITS: SEM-I: 27.0 ; SEM-II: 27.0 ; SEM-III: 23.0 ; SEM-IV: 27.0 ; SEM-V: 27.0 ; SEM-VI: 27.0 ; SEM-VII: 27.0														
MARKS: SEM-I:509/750; SEM-II:501/750; SEM-III:387/725; SEM-IV:598/900; SEM-V:587/950; SEM-VI:477/925; SEM-VII:570/775; TOTAL: 4156/6425 (64.68%)														
6281729 WANKHEDE YASHWANT SARANG REKHA														
68	21	74	21	71	22	69	42							
20	21	18	21	17	20	17	43	P					565	
88	42	92	42	88	42	86	85							
4 O	10 40	1 O 10 10	4 O 10 40	1 O 10 10	4 O 10 40	1 O 10 10	3 O 10 30	6 O	10 60	24	240	10.00		
(DIPLOMA STUDENT)														
SGPI: SEM-III: 6.78 ; SEM-IV: 5.69 ; SEM-V: 7.00 ; SEM-VI: 8.46 ; SEM-VII: 8.96 ; CGPI: 7.80														
CREDITS: SEM-III: 23.0 ; SEM-IV: 27.0 ; SEM-V: 27.0 ; SEM-VI: 26.0 ; SEM-VII: 27.0														
MARKS: SEM-III:456/725; SEM-IV:494/900; SEM-V:615/950; SEM-VI:700/925; SEM-VII:615/775; TOTAL: 3445/4925 (69.95%)														
01. CE-C801	DES. & DRAW. OF R.C.STRU.	02. CE-C802	CONSTRUCTION MANAGEMENT	06. CE-DL08034	BRIDGE ENGG. AND DESIGN									
10. ILO8021	PROJECT MANAGEMENT	19. CE-P804	PROJECT-PART II											
6281730 AGAVANE ANIKET MAHADEV MANISHA														
70	20	73	21	72	21	72	44							
18	21	17	21	17	19	15	43	P					564	
88	41	90	42	89	40	87	87							
4 O	10 40	1 O 10 10	4 O 10 40	1 O 10 10	4 O 10 40	1 O 10 10	3 O 10 30	6 O	10 60	24	240	10.00		
SGPI: SEM-I: 6.89 ; SEM-II: 7.06 ; SEM-III: 6.43 ; SEM-IV: 5.78 ; SEM-V: 7.26 ; SEM-VI: 8.58 ; SEM-VII: 9.85 ; CGPI: 7.72 @0.03														
CREDITS: SEM-I: 27.0 ; SEM-II: 27.0 ; SEM-III: 23.0 ; SEM-IV: 27.0 ; SEM-V: 27.0 ; SEM-VI: 26.0 ; SEM-VII: 27.0														
MARKS: SEM-I:483/750; SEM-II:486/750; SEM-III:433/725; SEM-IV:496/900; SEM-V:632/950; SEM-VI:699/925; SEM-VII:675/775; TOTAL: 4468/6425 (69.54%)														
/- FEMALE, #- 0.229, @- 0.5042/0.5043, *- 0.5045, \$- Carried Forward Grade, -- Dyslexia, A/ABS- Absent, F- Fails, P- Passes														
RR- Reserved, RLE- Reserve for Lower Examination, RPV- Provisional, RCC- 0.5050, ADC- Admission Cancelled														
G:Grade, GP:Grade Point, C:Credits, 腓:Sum of Credit Points, 腓G:Sum of Product of Credits & Grades														
SGPI:Semester Grade Performance Index = 腓G/腓, CGPI:Cumulative Grade Performance Index														
% Marks : 80 and Above 75-79.99 70-74.99 60-69.99 50-59.99 45-49.99 40-44.99 Less Than 40														
Grade / Gr. Pt. : O / 10 A / 9 B / 8 C / 7 D / 6 E / 5 P / 4 F / 0														

SEAT_NO	NAME	<--- Course-I --->		<--- Course-II --->		<--- Course-III --->		<Course-IV>	<Course-V>	RESULT	REMARK	TOTAL MARKS
		Th(80/32)	Tw(25/10)	Th(80/32)	Tw(25/10)	Th(80/32)	Tw(25/10)	Th(80/32)	Tw(50/20)			OUT OF 650
		In(20/08)	Or(25/10)	In(20/08)	Or(25/10)	In(20/08)	Or(25/10)	In(20/08)	Or(50/20)			
		Total	Total	Total	Total	Total	Total	Total	Total			
		C G GP C*G	C G GP C*G	C G GP C*G	C G GP C*G	C G GP C*G	C G GP C*G	C G GP C*G	C G GP C*G	腓 腓G	SGPI	
01. CE-C801	DES. & DRAW. OF R.C.STRU.	02. CE-C802		CONSTRUCTION MANAGEMENT		06. CE-DL08034		BRIDGE ENGG. AND DESIGN				
10. ILO8021	PROJECT MANAGEMENT	19. CE-P804		PROJECT-PART II								
6281731	BHALIYA HARSHAD RAMESHBHAI VARSHABEN											
		63	21	71	21	70	21	66	43			
		18	23	15	20	17	21	14	43	P		547
		81	44	86	41	87	42	80	86			
		4 O 10 40	1 O 10 10	4 O 10 40	1 O 10 10	4 O 10 40	1 O 10 10	3 O 10 30	6 O 10 60	24	240	10.00
		SGPI: SEM-I: 7.04 ; SEM-II: 6.72 ; SEM-III: 7.48 ; SEM-IV: 6.54 ; SEM-V: 7.33 ; SEM-VI: 7.19 ; SEM-VII: 9.30 ; CGPI: 7.67 @0.08										
		CREDITS: SEM-I: 27.0 ; SEM-II: 27.0 ; SEM-III: 23.0 ; SEM-IV: 27.0 ; SEM-V: 27.0 ; SEM-VI: 26.0 ; SEM-VII: 27.0										
		MARKS: SEM-I:496/750; SEM-II:479/750; SEM-III:495/725; SEM-IV:556/900; SEM-V:633/950; SEM-VI:623/925; SEM-VII:622/775; TOTAL: 4451/6425 (69.28%)										
6281732	DOBARIYA BHAVIK ASHVINBHAI DAKSHABEN											
		69	19	74	17	74	19	71	43			
		16	19	17	18	16	18	13	40	P		543
		85	38	91	35	90	37	84	83			
		4 O 10 40	1 A 9 9	4 O 10 40	1 B 8 8	4 O 10 40	1 B 8 8	3 O 10 30	6 O 10 60	24	235	9.79
		SGPI: SEM-I: 5.76 ; SEM-II: 5.83 ; SEM-III: 5.30 ; SEM-IV: 6.80 ; SEM-V: 6.63 ; SEM-VI: 7.42 ; SEM-VII: 9.70 ; CGPI: 7.15										
		CREDITS: SEM-I: 27.0 ; SEM-II: 27.0 ; SEM-III: 23.0 ; SEM-IV: 27.0 ; SEM-V: 27.0 ; SEM-VI: 26.0 ; SEM-VII: 27.0										
		MARKS: SEM-I:401/750; SEM-II:398/750; SEM-III:369/725; SEM-IV:521/900; SEM-V:583/950; SEM-VI:622/925; SEM-VII:662/775; TOTAL: 4099/6425 (63.80%)										
6281733	GADEKAR TEJAS RAJENDRA MADHURI											
		62	17	72	18	73	19	70	43			
		18	20	18	20	16	18	15	44	P		543
		80	37	90	38	89	37	85	87			
		4 O 10 40	1 B 8 8	4 O 10 40	1 A 9 9	4 O 10 40	1 B 8 8	3 O 10 30	6 O 10 60	24	235	9.79
		SGPI: SEM-I: 7.06 ; SEM-II: 6.65 ; SEM-III: 7.52 ; SEM-IV: 6.85 ; SEM-V: 7.37 ; SEM-VI: 7.81 ; SEM-VII: 9.59 ; CGPI: 7.81										
		CREDITS: SEM-I: 27.0 ; SEM-II: 27.0 ; SEM-III: 23.0 ; SEM-IV: 27.0 ; SEM-V: 27.0 ; SEM-VI: 26.0 ; SEM-VII: 27.0										
		MARKS: SEM-I:489/750; SEM-II:455/750; SEM-III:486/725; SEM-IV:567/900; SEM-V:621/950; SEM-VI:644/925; SEM-VII:639/775; TOTAL: 4444/6425 (69.17%)										
/- FEMALE, #- 0.229, @- 0.5042/0.5043, *- 0.5045, \$- Carried Forward Grade, -- Dyslexia, A/ABS- Absent, F- Fails, P- Passes												
RR- Reserved, RLE- Reserve for Lower Examination, RPV- Provisional, RCC- 0.5050, ADC- Admission Cancelled												
G:Grade, GP:Grade Point, C:Credits, 腓:Sum of Credit Points, 腓G:Sum of Product of Credits & Grades												
SGPI:Semester Grade Performance Index = 腓G/腓, CGPI:Cumulative Grade Performance Index												
% Marks : 80 and Above 75-79.99 70-74.99 60-69.99 50-59.99 40-44.99 Less Than 40												
Grade / Gr. Pt. : O / 10 A / 9 B / 8 C / 7 D / 6 E / 5 P / 4 F / 0												

SEAT_NO	NAME	<--- Course-I --->		<--- Course-II --->		<--- Course-III --->		<Course-IV>	<Course-V>	RESULT	REMARK	TOTAL MARKS
		Th(80/32)	Tw(25/10)	Th(80/32)	Tw(25/10)	Th(80/32)	Tw(25/10)	Th(80/32)	Tw(50/20)			OUT OF 650
		In(20/08)	Or(25/10)	In(20/08)	Or(25/10)	In(20/08)	Or(25/10)	In(20/08)	Or(50/20)			
		Total	Total	Total	Total	Total	Total	Total	Total			
		C G GP C*G	C G GP C*G	C G GP C*G	C G GP C*G	C G GP C*G	C G GP C*G	C G GP C*G	C G GP C*G	腓	腓G	SGPI
01. CE-C801	DES. & DRAW. OF R.C.STRU.	02. CE-C802		CONSTRUCTION MANAGEMENT		06. CE-DL08034		BRIDGE ENGG. AND DESIGN				
10. ILO8021	PROJECT MANAGEMENT	19. CE-P804		PROJECT-PART II								
6281734	GHUGE PRAVIN ABASAHEB ASHA											
69	21	73	21	69	21	62	42					
18	21	17	21	16	18	14	39			P		542
87	42	90	42	85	39	76	81					
4 O 10 40	1 O 10 10	4 O 10 40	1 O 10 10	4 O 10 40	1 A 9 9	3 A 9 27	6 O 10 60			24 236		9.83
SGPI: SEM-I: 6.78 ; SEM-II: 7.54 ; SEM-III: 7.96 ; SEM-IV: 6.96 ; SEM-V: 8.63 ; SEM-VI: 8.92 ; SEM-VII: 9.56 ; CGPI: 8.25												
CREDITS: SEM-I: 27.0 ; SEM-II: 27.0 ; SEM-III: 23.0 ; SEM-IV: 27.0 ; SEM-V: 27.0 ; SEM-VI: 26.0 ; SEM-VII: 27.0												
MARKS: SEM-I:467/750; SEM-II:504/750; SEM-III:519/725; SEM-IV:585/900; SEM-V:714/950; SEM-VI:711/925; SEM-VII:649/775; TOTAL: 4691/6425 (73.01%)												
6281735	HALIM SAFIUDDIN RAZIYUDDIN FARIHA											
67	21	61	21	69	22	58	45					
19	22	17	22	17	24	15	44			P		544
86	43	78	43	86	46	73	89					
4 O 10 40	1 O 10 10	4 A 9 36	1 O 10 10	4 O 10 40	1 O 10 10	3 B 8 24	6 O 10 60			24 230		9.58
SGPI: SEM-I: 8.22 ; SEM-II: 8.74 ; SEM-III: 9.00 ; SEM-IV: 8.07 ; SEM-V: 9.11 ; SEM-VI: 9.73 ; SEM-VII: 8.85 ; CGPI: 8.90												
CREDITS: SEM-I: 27.0 ; SEM-II: 27.0 ; SEM-III: 23.0 ; SEM-IV: 27.0 ; SEM-V: 27.0 ; SEM-VI: 26.0 ; SEM-VII: 27.0												
MARKS: SEM-I:557/750; SEM-II:605/750; SEM-III:576/725; SEM-IV:664/900; SEM-V:765/950; SEM-VI:781/925; SEM-VII:611/775; TOTAL: 5103/6425 (79.42%)												
6281736	JAIN UMANG JITENDRA REKHA											
62	20	76	20	76	21	69	44					
17	19	19	19	17	19	16	44			P		558
79	39	95	39	93	40	85	88					
4 A 9 36	1 A 9 9	4 O 10 40	1 A 9 9	4 O 10 40	1 O 10 10	3 O 10 30	6 O 10 60			24 234		9.75
SGPI: SEM-I: 6.15 ; SEM-II: 5.89 ; SEM-III: 5.74 ; SEM-IV: 6.48 ; SEM-V: 8.37 ; SEM-VI: 9.42 ; SEM-VII:10.00 ; CGPI: 7.73 @0.02												
CREDITS: SEM-I: 27.0 ; SEM-II: 27.0 ; SEM-III: 23.0 ; SEM-IV: 27.0 ; SEM-V: 27.0 ; SEM-VI: 26.0 ; SEM-VII: 27.0												
MARKS: SEM-I:437/750; SEM-II:426/750; SEM-III:416/725; SEM-IV:546/900; SEM-V:694/950; SEM-VI:730/925; SEM-VII:703/775; TOTAL: 4510/6425 (70.19%)												
/- FEMALE, #- 0.229, @- 0.5042/0.5043, *- 0.5045, \$- Carried Forward Grade, ~- Dyslexia, A/ABS- Absent, F- Fails, P- Passes												
RR- Reserved, RLE- Reserve for Lower Examination, RPV- Provisional, RCC- 0.5050, ADC- Admission Cancelled												
G:Grade, GP:Grade Point, C:Credits, 腓:Sum of Credit Points, 腓G:Sum of Product of Credits & Grades												
SGPI:Semester Grade Performance Index = 腓G/腓, CGPI:Cumulative Grade Performance Index												
% Marks : 80 and Above 75-79.99 70-74.99 60-69.99 50-59.99 40-44.99 Less Than 40												
Grade / Gr. Pt. : O / 10 A / 9 B / 8 C / 7 D / 6 E / 5 P / 4 F / 0												



SEAT_NO	NAME	<--- Course-I --->		<--- Course-II --->		<--- Course-III --->		<Course-IV>	<Course-V>	TOTAL MARKS
		Th(80/32)	Tw(25/10)	Th(80/32)	Tw(25/10)	Th(80/32)	Tw(25/10)	Th(80/32)	Tw(50/20)	OUT OF 650
		In(20/08)	Or(25/10)	In(20/08)	Or(25/10)	In(20/08)	Or(25/10)	In(20/08)	Or(50/20)	RESULT REMARK
		Total	Total	Total	Total	Total	Total	Total	Total	SGPI
		C G GP C*G	C G GP C*G	C G GP C*G	C G GP C*G	C G GP C*G	C G GP C*G	C G GP C*G	C G GP C*G	排 排G SGPI
01. CE-C801	DES. & DRAW. OF R.C.STRU.	02. CE-C802		CONSTRUCTION MANAGEMENT		06. CE-DL08034		BRIDGE ENGG. AND DESIGN		
10. ILO8021	PROJECT MANAGEMENT	19. CE-P804		PROJECT-PART II						
-----										
6281737	JIVANI YASH ASHOKBHAI KAILASBEN									
63	21	59	22	71	18	66	45			
20	21	19	23	19	22	15	43	P		547
83	42	78	45	90	40	81	88			
4 O 10 40	1 O 10 10	4 A 9 36	1 O 10 10	4 O 10 40	1 O 10 10	3 O 10 30	6 O 10 60	24 236	9.83	
(DIPLOMA STUDENT)										
SGPI: SEM-III: 9.74 ; SEM-IV: 9.89 ; SEM-V: 9.89 ; SEM-VI: 9.92 ; SEM-VII: 9.56 ; CGPI: 9.81										
CREDITS: SEM-III: 23.0 ; SEM-IV: 27.0 ; SEM-V: 27.0 ; SEM-VI: 26.0 ; SEM-VII: 27.0										
MARKS: SEM-III:628/725; SEM-IV:786/900; SEM-V:824/950; SEM-VI:836/925; SEM-VII:648/775; TOTAL: 4269/4925 (86.68%)										
-----										
6281738	KAMBLE DHAMMADIP RAMESH SUVARNA									
63	20	74	20	74	20	71	45			
18	20	18	20	16	18	13	44	P		554
81	40	92	40	90	38	84	89			
4 O 10 40	1 O 10 10	4 O 10 40	1 O 10 10	4 O 10 40	1 A 9 9	3 O 10 30	6 O 10 60	24 239	9.96	
SGPI: SEM-I: 6.26 ; SEM-II: 5.98 ; SEM-III: 6.13 ; SEM-IV: 5.37 ; SEM-V: 6.15 ; SEM-VI: 7.23 ; SEM-VII: 9.89 ; CGPI: 7.10										
CREDITS: SEM-I: 27.0 ; SEM-II: 27.0 ; SEM-III: 23.0 ; SEM-IV: 27.0 ; SEM-V: 27.0 ; SEM-VI: 26.0 ; SEM-VII: 27.0										
MARKS: SEM-I:447/750; SEM-II:428/750; SEM-III:418/725; SEM-IV:473/900; SEM-V:542/950; SEM-VI:631/925; SEM-VII:664/775; TOTAL: 4157/6425 (64.70%)										
-----										
6281739	MARWAHA GURPREET SINGH SATNAM SINGH DAVINDAR									
66	23	76	22	77	23	73	45			
20	23	19	23	18	23	14	43	P		588
86	46	95	45	95	46	87	88			
4 O 10 40	1 O 10 10	4 O 10 40	1 O 10 10	4 O 10 40	1 O 10 10	3 O 10 30	6 O 10 60	24 240	10.00	
SGPI: SEM-I: 9.44 ; SEM-II: 9.48 ; SEM-III:10.00 ; SEM-IV: 9.33 ; SEM-V: 9.89 ; SEM-VI:10.00 ; SEM-VII:10.00 ; CGPI: 9.76										
CREDITS: SEM-I: 27.0 ; SEM-II: 27.0 ; SEM-III: 23.0 ; SEM-IV: 27.0 ; SEM-V: 27.0 ; SEM-VI: 26.0 ; SEM-VII: 27.0										
MARKS: SEM-I:618/750; SEM-II:653/750; SEM-III:674/725; SEM-IV:780/900; SEM-V:836/950; SEM-VI:850/925; SEM-VII:705/775; TOTAL: 5704/6425 (88.78%)										
-----										
/- FEMALE, #- 0.229, @- 0.5042/0.5043, *- 0.5045, \$- Carried Forward Grade, ~- Dyslexia, A/ABS- Absent, F- Fails, P- Passes										
RR- Reserved, RLE- Reserve for Lower Examination, RPV- Provisional, RCC- 0.5050, ADC- Admission Cancelled										
G:Grade, GP:Grade Point, C:Credits, 排:Sum of Credit Points, 排G:Sum of Product of Credits & Grades										
SGPI:Semester Grade Performance Index = 排G/排, CGPI:Cumulative Grade Performance Index										
% Marks : 80 and Above 75-79.99 70-74.99 60-69.99 50-59.99 45-49.99 40-44.99 Less Than 40										
Grade / Gr. Pt. : O / 10 A / 9 B / 8 C / 7 D / 6 E / 5 P / 4 F / 0										

SEAT_NO	NAME	<--- Course-I --->		<--- Course-II --->		<--- Course-III --->		<Course-IV>	<Course-V>	RESULT REMARK	TOTAL MARKS	
		Th(80/32)	Tw(25/10)	Th(80/32)	Tw(25/10)	Th(80/32)	Tw(25/10)	Th(80/32)	Tw(50/20)		OUT OF 650	
		In(20/08)	Or(25/10)	In(20/08)	Or(25/10)	In(20/08)	Or(25/10)	In(20/08)	Or(50/20)			
		Total	Total	Total	Total	Total	Total	Total	Total			
		C G GP C*G	C G GP C*G	C G GP C*G	C G GP C*G	C G GP C*G	C G GP C*G	C G GP C*G	C G GP C*G	腓 腓G SGPI		
01. CE-C801	DES. & DRAW. OF R.C.STRU.	02. CE-C802		CONSTRUCTION MANAGEMENT		06. CE-DL08034		BRIDGE ENGG. AND DESIGN				
10. ILO8021	PROJECT MANAGEMENT	19. CE-P804		PROJECT-PART II								
-----												
6281740	MEHTA DARSHAN AJAY JIGNA											
		72	22	76	22	75	21	66	43			
		18	22	19	22	18	21	15	43	P	575	
		90	44	95	44	93	42	81	86			
		4 O 10 40	1 O 10 10	4 O 10 40	1 O 10 10	4 O 10 40	1 O 10 10	3 O 10 30	6 O 10 60	24 240 10.00		
	(DIPLOMA STUDENT)	SGPI: SEM-III: 9.70 ; SEM-IV: 9.85 ; SEM-V: 9.89 ; SEM-VI:10.00 ; SEM-VII:10.00 ; CGPI: 9.91										
		CREDITS: SEM-III: 23.0 ; SEM-IV: 27.0 ; SEM-V: 27.0 ; SEM-VI: 26.0 ; SEM-VII: 27.0										
		MARKS: SEM-III:624/725; SEM-IV:786/900; SEM-V:841/950; SEM-VI:841/925; SEM-VII:710/775; TOTAL: 4377/4925 (88.87%)										
-----												
6281741	SHARMA RISHABH PANKAJ KAVITA											
		69	22	76	21	74	23	66	45			
		17	20	18	20	17	18	14	42	P	562	
		86	42	94	41	91	41	80	87			
		4 O 10 40	1 O 10 10	4 O 10 40	1 O 10 10	4 O 10 40	1 O 10 10	3 O 10 30	6 O 10 60	24 240 10.00		
		SGPI: SEM-I: 7.07 ; SEM-II: 6.98 ; SEM-III: 7.48 ; SEM-IV: 7.06 ; SEM-V: 7.63 ; SEM-VI: 8.88 ; SEM-VII: 9.85 ; CGPI: 8.10										
		CREDITS: SEM-I: 27.0 ; SEM-II: 27.0 ; SEM-III: 23.0 ; SEM-IV: 27.0 ; SEM-V: 27.0 ; SEM-VI: 26.0 ; SEM-VII: 27.0										
		MARKS: SEM-I:488/750; SEM-II:478/750; SEM-III:496/725; SEM-IV:582/900; SEM-V:656/950; SEM-VI:725/925; SEM-VII:667/775; TOTAL: 4654/6425 (72.44%)										
-----												
6281742	/SOLKAR HARSHADA VILAS VIJAYA											
		66	21	76	21	75	23	73	45			
		20	19	19	19	19	17	16	43	P	572	
		86	40	95	40	94	40	89	88			
		4 O 10 40	1 O 10 10	4 O 10 40	1 O 10 10	4 O 10 40	1 O 10 10	3 O 10 30	6 O 10 60	24 240 10.00		
		SGPI: SEM-I: 6.04 ; SEM-II: 6.35 ; SEM-III: 7.74 ; SEM-IV: 7.78 ; SEM-V: 8.44 ; SEM-VI: 9.58 ; SEM-VII: 9.67 ; CGPI: 8.18										
		CREDITS: SEM-I: 27.0 ; SEM-II: 27.0 ; SEM-III: 23.0 ; SEM-IV: 27.0 ; SEM-V: 27.0 ; SEM-VI: 26.0 ; SEM-VII: 27.0										
		MARKS: SEM-I:431/750; SEM-II:453/750; SEM-III:517/725; SEM-IV:627/900; SEM-V:710/950; SEM-VI:751/925; SEM-VII:649/775; TOTAL: 4710/6425 (73.31%)										
-----												
/- FEMALE, #- 0.229, @- 0.5042/0.5043, *- 0.5045, \$- Carried Forward Grade, -- Dyslexia, A/ABS- Absent, F- Fails, P- Passes												
RR- Reserved, RLE- Reserve for Lower Examination, RPV- Provisional, RCC- 0.5050, ADC- Admission Cancelled												
G:Grade, GP:Grade Point, C:Credits, 腓:Sum of Credit Points, 腓G:Sum of Product of Credits & Grades												
SGPI:Semester Grade Performance Index = 腓G/腓, CGPI:Cumulative Grade Performance Index												
% Marks : 80 and Above 75-79.99 70-74.99 60-69.99 50-59.99 40-44.99 Less Than 40												
Grade / Gr. Pt. : O / 10 A / 9 B / 8 C / 7 D / 6 E / 5 P / 4 F / 0												

SEAT NO	NAME	<--- Course-I --->		<--- Course-II --->		<--- Course-III --->		<Course-IV>	<Course-V>	RESULT REMARK	TOTAL MARKS							
		Th(80/32)	Tw(25/10)	Th(80/32)	Tw(25/10)	Th(80/32)	Tw(25/10)	Th(80/32)	Tw(50/20)		OUT OF 650							
		In(20/08)	Or(25/10)	In(20/08)	Or(25/10)	In(20/08)	Or(25/10)	In(20/08)	Or(50/20)									
		Total	Total	Total	Total	Total	Total	Total	Total									
		C G GP C*G	C G GP C*G	C G GP C*G	C G GP C*G	C G GP C*G	C G GP C*G	C G GP C*G	C G GP C*G	腓 腓G SGPI								
01. CE-C801	DES. & DRAW. OF R.C.STRU.	02. CE-C802		CONSTRUCTION MANAGEMENT		06. CE-DLO8034		BRIDGE ENGG. AND DESIGN										
10. ILO8021	PROJECT MANAGEMENT	19. CE-P804		PROJECT-PART II														
6281743	SUTHAR RAJUKUMAR	SANKLARAM	PANKHUDEVI															
61	20	69	16	74	20	71	42											
18	18	16	19	17	17	14	40	P			532							
79	38	85	35	91	37	85	82											
4 A	9 36	1 A	9 9	4 O	10 40	1 B	8 8	4 O	10 40	1 B	8 8	3 O	10 30	6 O	10 60	24	231	9.63
SGPI: SEM-I: 5.81 ; SEM-II: 6.57 ; SEM-III: 5.61 ; SEM-IV: 5.43 ; SEM-V: 6.11 ; SEM-VI: 7.62 ; SEM-VII: 9.04 ; CGPI: 6.96																		
CREDITS: SEM-I: 27.0 ; SEM-II: 27.0 ; SEM-III: 23.0 ; SEM-IV: 27.0 ; SEM-V: 27.0 ; SEM-VI: 26.0 ; SEM-VII: 27.0																		
MARKS: SEM-I:426/750; SEM-II:454/750; SEM-III:392/725; SEM-IV:482/900; SEM-V:548/950; SEM-VI:659/925; SEM-VII:608/775; TOTAL: 4101/6425 (63.83%)																		
6281744	TANK GAURAV	MANSUKH	VARSHABEN															
67	22	72	22	72	19	73	42											
19	18	17	21	16	16	16	43	P			555							
86	40	89	43	88	35	89	85											
4 O	10 40	1 O	10 10	4 O	10 40	1 B	8 8	3 O	10 30	6 O	10 60	24	238	9.92				
SGPI: SEM-I: 7.26 ; SEM-II: 7.44 ; SEM-III: 6.78 ; SEM-IV: 7.69 ; SEM-V: 7.11 ; SEM-VI: 8.31 ; SEM-VII: 9.81 ; CGPI: 8.04																		
CREDITS: SEM-I: 27.0 ; SEM-II: 27.0 ; SEM-III: 23.0 ; SEM-IV: 27.0 ; SEM-V: 27.0 ; SEM-VI: 26.0 ; SEM-VII: 27.0																		
MARKS: SEM-I:507/750; SEM-II:509/750; SEM-III:467/725; SEM-IV:601/900; SEM-V:620/950; SEM-VI:686/925; SEM-VII:644/775; TOTAL: 4589/6425 (71.42%)																		
6281745	THASAL SUMIT	SANDIP	SUCHITA															
67	22	74	21	72	22	62	43											
18	19	18	19	17	17	14	42	P			547							
85	41	92	40	89	39	76	85											
4 O	10 40	1 O	10 10	4 O	10 40	1 A	9 9	3 A	9 27	6 O	10 60	24	236	9.83				
SGPI: SEM-I: 6.74 ; SEM-II: 7.67 ; SEM-III: 7.26 ; SEM-IV: 7.76 ; SEM-V: 7.74 ; SEM-VI: 9.12 ; SEM-VII: 9.67 ; CGPI: 8.21																		
CREDITS: SEM-I: 27.0 ; SEM-II: 27.0 ; SEM-III: 23.0 ; SEM-IV: 27.0 ; SEM-V: 27.0 ; SEM-VI: 26.0 ; SEM-VII: 27.0																		
MARKS: SEM-I:463/750; SEM-II:515/750; SEM-III:486/725; SEM-IV:614/900; SEM-V:667/950; SEM-VI:728/925; SEM-VII:654/775; TOTAL: 4674/6425 (72.75%)																		
/- FEMALE, #- 0.229, @- 0.5042/0.5043, *- 0.5045, \$- Carried Forward Grade, ~- Dyslexia, A/ABS- Absent, F- Fails, P- Passes																		
RR- Reserved, RLE- Reserve for Lower Examination, RPV- Provisional, RCC- 0.5050, ADC- Admission Cancelled																		
G:Grade, GP:Grade Point, C:Credits, 腓:Sum of Credit Points, 腓G:Sum of Product of Credits & Grades																		
SGPI:Semester Grade Performance Index = 腓G/腓, CGPI:Cumulative Grade Performance Index																		
% Marks : 80 and Above 75-79.99 70-74.99 60-69.99 50-59.99 40-44.99 Less Than 40																		
Grade / Gr. Pt. : O / 10 A / 9 B / 8 C / 7 D / 6 E / 5 P / 4 F / 0																		

SEAT_NO	NAME	<--- Course-I --->		<--- Course-II --->		<--- Course-III --->		<Course-IV>	<Course-V>	TOTAL MARKS
Th(80/32)	Tw(25/10)	Th(80/32)	Tw(25/10)	Th(80/32)	Tw(25/10)	Th(80/32)	Tw(50/20)			OUT OF 650
In(20/08)	Or(25/10)	In(20/08)	Or(25/10)	In(20/08)	Or(25/10)	In(20/08)	Or(50/20)	RESULT	REMARK	
Total	Total	Total	Total	Total	Total	Total	Total			
C G GP C*G	C G GP C*G	C G GP C*G	C G GP C*G	C G GP C*G	C G GP C*G	C G GP C*G	C G GP C*G	腩 腩G	SGPI	
01. CE-C801	DES. & DRAW. OF R.C.STRU.	02. CE-C802	CONSTRUCTION MANAGEMENT	06. CE-DLO8034	BRIDGE ENGG. AND DESIGN					
10. ILO8021	PROJECT MANAGEMENT	19. CE-P804	PROJECT-PART II							
-----										
6281746	VISHWAKARMA VIKAS OMKAR SUDHA									
71	20	76	19	73	17	73	42			
18	18	17	18	17	17	14	41	P		551
89	38	93	37	90	34	87	83			
4 O 10 40	1 A 9 9	4 O 10 40	1 B 8 8	4 O 10 40	1 C 7 7	3 O 10 30	6 O 10 60	24	234	9.75
SGPI: SEM-I: 6.85 ; SEM-II: 5.70 ; SEM-III: 6.13 ; SEM-IV: 6.15 ; SEM-V: 8.19 ; SEM-VI: 8.96 ; SEM-VII: 9.63 ; CGPI: 7.66 @0.09										
CREDITS: SEM-I: 27.0 ; SEM-II: 27.0 ; SEM-III: 23.0 ; SEM-IV: 27.0 ; SEM-V: 27.0 ; SEM-VI: 26.0 ; SEM-VII: 27.0										
MARKS: SEM-I:475/750; SEM-II:401/750; SEM-III:425/725; SEM-IV:526/900; SEM-V:696/950; SEM-VI:710/925; SEM-VII:644/775; TOTAL: 4428/6425 (68.92%)										
-----										
01. CE-C801	DES. & DRAW. OF R.C.STRU.	02. CE-C802	CONSTRUCTION MANAGEMENT	06. CE-DLO8034	BRIDGE ENGG. AND DESIGN					
14. ILO8025	PROFESSIONAL ETHICS & CSR	19. CE-P804	PROJECT-PART II							
-----										
6281747	KUMHAR PAWAN PRABHUDAYAL GUDDIDEVI									
70	21	76	21	73	21	56	38			
18	21	18	21	17	18	18	38	P		545
88	42	94	42	90	39	74	76			
4 O 10 40	1 O 10 10	4 O 10 40	1 O 10 10	4 O 10 40	1 A 9 9	3 B 8 24	6 A 9 54	24	227	9.46
SGPI: SEM-I: 6.85 ; SEM-II: 7.07 ; SEM-III: 6.57 ; SEM-IV: 6.37 ; SEM-V: 7.07 ; SEM-VI: 7.85 ; SEM-VII: 9.85 ; CGPI: 7.63										
CREDITS: SEM-I: 27.0 ; SEM-II: 27.0 ; SEM-III: 23.0 ; SEM-IV: 27.0 ; SEM-V: 27.0 ; SEM-VI: 26.0 ; SEM-VII: 27.0										
MARKS: SEM-I:491/750; SEM-II:494/750; SEM-III:454/725; SEM-IV:538/900; SEM-V:626/950; SEM-VI:662/925; SEM-VII:673/775; TOTAL: 4483/6425 (69.77%)										
-----										
6281748	PANSURIYA BHAVIK MAHESH REKHA									
58	18	65	18	68	18	51	38			
18	19	17	19	16	20	16	38	P		497
76	37	82	37	84	38	67	76			
4 A 9 36	1 B 8 8	4 O 10 40	1 B 8 8	4 O 10 40	1 A 9 9	3 C 7 21	6 A 9 54	24	216	9.00
SGPI: SEM-I: 6.70 ; SEM-II: 6.52 ; SEM-III: 7.35 ; SEM-IV: 7.22 ; SEM-V: 7.26 ; SEM-VI: 8.12 ; SEM-VII: 9.22 ; CGPI: 7.66 @0.09										
CREDITS: SEM-I: 27.0 ; SEM-II: 27.0 ; SEM-III: 23.0 ; SEM-IV: 27.0 ; SEM-V: 27.0 ; SEM-VI: 26.0 ; SEM-VII: 27.0										
MARKS: SEM-I:462/750; SEM-II:463/750; SEM-III:479/725; SEM-IV:593/900; SEM-V:625/950; SEM-VI:685/925; SEM-VII:613/775; TOTAL: 4417/6425 (68.75%)										
-----										
/- FEMALE, #- 0.229, @- 0.5042/0.5043, *- 0.5045, \$- Carried Forward Grade, -- Dyslexia, A/ABS- Absent, F- Fails, P- Passes										
RR- Reserved, RLE- Reserve for Lower Examination, RPV- Provisional, RCC- 0.5050, ADC- Admission Cancelled										
G:Grade, GP:Grade Point, C:Credits, 腩:Sum of Credit Points, 腩G:Sum of Product of Credits & Grades										
SGPI:Semester Grade Performance Index = 腩G/腩, CGPI:Cumulative Grade Performance Index										
% Marks : 80 and Above 75-79.99 70-74.99 60-69.99 50-59.99 45-49.99 Less Than 40										
Grade / Gr. Pt. : O / 10 A / 9 B / 8 C / 7 D / 6 E / 5 P / 4 F / 0										



# Vidyavardhini's College of Engineering & Technology

K. T. Marg, Near Railway Station, Vasai Road(W), Dist. Palghar, Pin. 401202

## Annual Report for Final Year Results

### Academic Year 2019-20

Program Code	Program Name	Number of students appeared in the final year examination	Number of students passed in final year examination	Passing Percentage
319461210	Mechanical Engineering	65	65	100
319437210	Electronics and Telecommunication Engineering	68	68	100
319446610	Instrumentation Engineering	74	74	100
319424510	Computer Engineering	72	72	100
319424610	Information Technology	73	73	100
319419110	Civil Engineering	69	69	100
319461290	Mechanical Engineering-II	61	61	100
<b>Overall Result</b>		<b>482</b>	<b>482</b>	<b>100</b>

Mr. Vishal Pande  
I/C Exam



Dr. Harish Vankudre  
Principal

Date:- 03/03/2021

**VIDYAVARDHINI'S COLLEGE OF ENGG. & TECH. VASAI ROAD**

Result of B.E./ Mechanical Engr./Semester VIII(CBCGS) May-2020

**First Shift**

	VCET	University
Number of Candidates Registered	65	99.56%
Admitted	65	
Absent	Nil	
Appeared	65	
Pass	61	
RLE	04	
Fail	Nil	
PPR	Nil	
Pass Percentage	100%	

**Meritorious students**

Sr. No	Seat No.	Name	CGPI	VCET Pass%	VCET Rank
01	14281555	Sawant Kiran Krishna Shaila	9.25	82.82	1 <sup>st</sup>
02	14281503	Mohite Manish Shantaram Sujata	9.08	80.87	2 <sup>nd</sup>
	14281515	Arwari Rohan Ajay Anagha	9.08	79.82	
03	14281556	/Sawant Shreya Santosh Sanjeevani	8.59	76.53	3 <sup>rd</sup>
04	14281521	Chavan Rohit Subhash Vanita	8.58	76.51	4 <sup>th</sup>
05	14281551	Raut Siddhesh Kishor Jayshree	8.55	76.05	6 <sup>th</sup>
06	14281550	/Raut Sanskruti Ramesh Sangeeta	8.53	76.52	5 <sup>th</sup>
07	14281594	Gupta Aashish Vijay Sona	8.46	75.72	7 <sup>th</sup>
08	14281545	Panchal Haren Sunil Manisha	8.41	75.05	8 <sup>th</sup>
	14281590	Avinash Mohanan Jayasree	8.41	75.20	
09	14281514	Wattamwar Palash Sai Varsha	8.28	73.92	9 <sup>th</sup>
10	14281589	/Almeida Susana Godwin Edna	8.24	74.37	10 <sup>th</sup>

Exam. Section

merit student &amp; %



VIDYAVARDHINI'S COLLEGE OF ENGG. & TECH . VASAI ROAD

Result of B.E./ Mechanical Engr./Semester VIII(CBCGS) May-2020

Second Shift

	VCET	University
Number of Candldates Registered	61	99.56%
Admitted	61	
Absent	Nil	
Appeared	61	
Pass	59	
RLE	02	
Fail	Nil	
PPR	Nil	
Pass Percentage	100%	

**Meritorious students**

Sr. No	Seat No.	Name	CGPI	VCET Pass%	VCET Rank
01	14281512	Surve Tanuj Rajendra Sangita	8.67	78.29	1 <sup>st</sup>
02	14281558	Shaikh Zubair Mohammed Tarique Ruqaiya	8.37	73.82	2 <sup>nd</sup>
03	14281513	Vaze Nachiket Prashant Vidya	8.15	72.82	3 <sup>rd</sup>
04	14281508	Rane Sameer Suresh Shubhangi	8.10	72.31	4 <sup>th</sup>
05	14281582	Shah Yash Dilip Alka	8.07	73.07	5 <sup>th</sup>
06	14281584	Waplikar Sarvesh Prabhakar Pranali	7.98	71.42	6 <sup>th</sup>
07	14281572	Ambokar Pranay Rajan Rasika	7.95	70.91	7 <sup>th</sup>
08	14281484	Borse Nikhil Vasant Vijaya	7.92	71.29	8 <sup>th</sup>
09	14281540	Mandavkar Shubham Deepak Swati	7.88	71.56	9 <sup>th</sup>
10	14281523	Dalvi Yash Deepak Hemangi	7.83	70.78	10 <sup>th</sup>

Exam. Section

merit student & %

mech - 120 Nos.

*Mleekhs*  
for HOD ME  
5/3/2021





SEAT_NO	NAME	<Course-I>	<Course-II>	<Course-III>	<Course-IV>	<Course-V>	>	<Course-VI>	<Course-VII>	<Course-VIII>	TOTAL MARKS
		Th(80/32)	Th(80/32)	Th(80/32)	Th(80/32)	Th(80/32)		Tw(25/10)	Tw(25/10)	Tw(50/20)	OUT OF 750
		In(20/08)	In(20/08)	In(20/08)	In(20/08)	In(20/08)	Pr/Or(25/10)	Pr/Or(25/10)	Pr/Or(100/40)	RESULT	REMARK
		Total	Total	Total	Total	Total	Total	Total	Total		
		C G GP C*G	C G GP C*G	C G GP C*G	C G GP C*G	C G GP C*G	C G GP C*G	C G GP C*G	C G GP C*G	C G GP C*G	àC àCG SGPI
01. MEC801	DESIGN OF MECH. SYSTEMS										
04. MEDLO8041	POWER PLANT ENGINEERING										
18. MEL802	POWER ENGINEERING										
02. MEC802	INDUSTRIAL ENGG. & MGMT.										
08. ILO8021	PROJECT MANAGEMENT										
17. MEL801	DESIGN OF MECH. SYSTEMS										
19. MEL803	PROJECT-II										

14281482 BANDAWAR PRATISH PRASHANT ANJALI

58	70	80	74	70	14	16	39				
13	11	14	16	14	15	13	79	P	RLE		596
71	81	94	90	84	29	29	118				
4 B 8 32	4 O 10 40	4 O 10 40	4 O 10 40	3 O 10 30	1 D 6 6	1 D 6 6	6 A 9 54	27	248	9.19	
SGPI: SEM-I: 5.83 ; SEM-II: 6.93 ; SEM-III: 6.67 ; SEM-IV: 5.25 ; SEM-V: -- ; SEM-VI: -- ; SEM-VII: 7.08 ; CGPI: --											
CREDITS: SEM-I: 27 ; SEM-II: 27 ; SEM-III: 24 ; SEM-IV: 28 ; SEM-V: -- ; SEM-VI: -- ; SEM-VII: 25											
MARKS: SEM-I:437/750; SEM-II:482/750; SEM-III:421/675; SEM-IV:421/825; SEM-V: -- ; SEM-VI: -- ; SEM-VII:438/700; TOTAL: --											

14281483 BANGAR PRASAD DATTARAM MANGAL

64	67	77	77	67	18	18	35				
17	15	13	17	16	17	18	81	P			617
81	82	90	94	83	35	36	116				
4 O 10 40	4 O 10 40	4 O 10 40	4 O 10 40	3 O 10 30	1 B 8 8	1 B 8 8	6 A 9 54	27	260	9.63	
(DIPLOMA STUDENT)											
SGPI: SEM-III: 6.23 ; SEM-IV: 6.31 ; SEM-V: 6.56 ; SEM-VI: 6.12 ; SEM-VII: 6.92 ; CGPI: 6.98											
CREDITS: SEM-III: 26 ; SEM-IV: 26 ; SEM-V: 27 ; SEM-VI: 25 ; SEM-VII: 25											
MARKS: SEM-III:421/725; SEM-IV:502/825; SEM-V:479/775; SEM-VI:431/725; SEM-VII:432/700; TOTAL: 2882/4500 (64.04%)											

14281484 BORSE NIKHIL VASANT VIJAYA

61	74	77	77	67	18	19	44				
18	18	12	14	16	14	22	86	P			637
79	92	89	91	83	32	41	130				
4 A 9 36	4 O 10 40	4 O 10 40	4 O 10 40	3 O 10 30	1 C 7 7	1 O 10 10	6 O 10 60	27	263	9.74	
(DIPLOMA STUDENT)											
SGPI: SEM-III: 7.42 ; SEM-IV: 7.65 ; SEM-V: 7.22 ; SEM-VI: 7.60 ; SEM-VII: 7.84 ; CGPI: 7.92											
CREDITS: SEM-III: 26 ; SEM-IV: 26 ; SEM-V: 27 ; SEM-VI: 25 ; SEM-VII: 25											
MARKS: SEM-III:486/725; SEM-IV:584/825; SEM-V:501/775; SEM-VI:497/725; SEM-VII:503/700; TOTAL: 3208/4500 (71.29%)											

/- FEMALE, #- 0.229, @- 0.5042/0.5043, \*- 0.5045, \$- Carried Forward Grade, -- Dyslexia, A/ABS- Absent, F- Fails, P- Passes

RR- Reserved, RLE- Reserve for Lower Examination, RPV- Provisional, RCC- 0.5050, ADC- Admission Cancelled

G:Grade, GP:Grade Point, C:Credits, àC:Sum of Credit Points, àCG:Sum of Product of Credits &amp; Grades

SGPI:Semester Grade Performance Index = àCG/àC, CGPI:Cumulative Grade Performance Index

% Marks : 80 and Above 75-79.99 70-74.99 60-69.99 50-59.99 45-49.99 40-44.99 Less Than 40

Grade / Gr. Pt. : O / 10 A / 9 B / 8 C / 7 D / 6 E / 5 P / 4 F / 0

SEAT_NO	NAME	<Course-I> Th(80/32) In(20/08) Total C G GP C*G	<Course-II> Th(80/32) In(20/08) Total C G GP C*G	<Course-III> Th(80/32) In(20/08) Total C G GP C*G	<Course-IV> Th(80/32) In(20/08) Total C G GP C*G	<Course-V> Th(80/32) In(20/08) Total C G GP C*G	> <Course-VI> Tw(25/10) Pr/Or(25/10) Total C G GP C*G	<Course-VII> Tw(25/10) Pr/Or(25/10) Total C G GP C*G	<Course-VIII> Tw(50/20) Pr/Or(100/40) Total C G GP C*G	RESULT	REMARK	TOTAL MARKS OUT OF 750
01. MEC801	DESIGN OF MECH. SYSTEMS			02. MEC802	INDUSTRIAL ENGG. & MGMT.			03. MEC803	POWER ENGINEERING			
04. MEDLO8041	POWER PLANT ENGINEERING			08. ILO8021	PROJECT MANAGEMENT			17. MEL801	DESIGN OF MECH. SYSTEMS			
18. MEL802	POWER ENGINEERING			19. MEL803	PROJECT-II							
14281485	CHAVAN ABHISHEK AJAY SNEHA											
		51	61	74	54	58	21	24	40			
		15	12	20	17	17	21	22	80	P		587
		66	73	94	71	75	42	46	120			
		4 C 7 28	4 B 8 32	4 O 10 40	4 B 8 32	3 A 9 27	1 O 10 10	1 O 10 10	6 O 10 60	27	239	8.85
		SGPI: SEM-I: 6.00 ; SEM-II: 6.57 ; SEM-III: 6.85 ; SEM-IV: 6.23 ; SEM-V: 6.22 ; SEM-VI: 7.08 ; SEM-VII: 6.92 ; CGPI: 6.84										
		CREDITS: SEM-I: 27 ; SEM-II: 27 ; SEM-III: 26 ; SEM-IV: 26 ; SEM-V: 27 ; SEM-VI: 25 ; SEM-VII: 25										
		MARKS: SEM-I:444/750; SEM-II:476/750; SEM-III:448/725; SEM-IV:506/825; SEM-V:456/775; SEM-VI:486/725; SEM-VII:442/700; TOTAL: 3845/6000 (64.08%)										
14281486	CHURI TANMAY MANISH REKHA											
		58	70	74	67	61	18	22	35			
		15	14	20	18	17	18	20	80	P		607
		73	84	94	85	78	36	42	115			
		4 B 8 32	4 O 10 40	4 O 10 40	4 O 10 40	3 A 9 27	1 B 8 8	1 O 10 10	6 A 9 54	27	251	9.30
	(DIPLOMA STUDENT)	SGPI: SEM-III: 7.69 ; SEM-IV: 6.81 ; SEM-V: 6.89 ; SEM-VI: 7.08 ; SEM-VII: 8.04 ; CGPI: 7.64										
		CREDITS: SEM-III: 26 ; SEM-IV: 26 ; SEM-V: 27 ; SEM-VI: 25 ; SEM-VII: 25										
		MARKS: SEM-III:505/725; SEM-IV:525/825; SEM-V:492/775; SEM-VI:476/725; SEM-VII:500/700; TOTAL: 3105/4500 (69.00%)										
14281487	FIRAKE TRUPTI MADHUKAR KALPANA											
		61	70	77	74	61	21	20	41			
		18	14	18	18	17	21	19	82	P		632
		79	84	95	92	78	42	39	123			
		4 A 9 36	4 O 10 40	4 O 10 40	4 O 10 40	3 A 9 27	1 O 10 10	1 A 9 9	6 O 10 60	27	262	9.70
	(DIPLOMA STUDENT)	SGPI: SEM-III: 6.35 ; SEM-IV: 6.92 ; SEM-V: 7.04 ; SEM-VI: 7.16 ; SEM-VII: 7.80 ; CGPI: 7.51										
		CREDITS: SEM-III: 26 ; SEM-IV: 26 ; SEM-V: 27 ; SEM-VI: 25 ; SEM-VII: 25										
		MARKS: SEM-III:436/725; SEM-IV:531/825; SEM-V:509/775; SEM-VI:487/725; SEM-VII:477/700; TOTAL: 3072/4500 (68.27%)										
/- FEMALE, #- 0.229, @- 0.5042/0.5043, *- 0.5045, \$- Carried Forward Grade, -- Dyslexia, A/ABS- Absent, F- Fails, P- Passes												
RR- Reserved, RLE- Reserve for Lower Examination, RPV- Provisional, RCC- 0.5050, ADC- Admission Cancelled												
G:Grade, GP:Grade Point, C:Credits, ãC:Sum of Credit Points, ãCG:Sum of Product of Credits & Grades												
SGPI:Semester Grade Performance Index = ãCG/ãC, CGPI:Cumulative Grade Performance Index												
% Marks : 80 and Above 75-79.99 70-74.99 60-69.99 50-59.99 45-49.99 40-44.99 Less Than 40												
Grade / Gr. Pt. : O / 10 A / 9 B / 8 C / 7 D / 6 E / 5 P / 4 F / 0												



SEAT_NO	NAME	<Course-I> Th(80/32) In(20/08) Total C G GP C*G	<Course-II> Th(80/32) In(20/08) Total C G GP C*G	<Course-III> Th(80/32) In(20/08) Total C G GP C*G	<Course-IV> Th(80/32) In(20/08) Total C G GP C*G	<Course-V> Th(80/32) In(20/08) Total C G GP C*G	> <Course-VI> Tw(25/10) Pr/Or(25/10) Total C G GP C*G	<Course-VII> Tw(25/10) Pr/Or(25/10) Total C G GP C*G	<Course-VIII> Tw(50/20) Pr/Or(100/40) Total C G GP C*G	RESULT	REMARK	TOTAL MARKS OUT OF 750
01.	MEC801	DESIGN OF MECH. SYSTEMS		02.	MEC802	INDUSTRIAL ENGG. & MGMT.		03.	MEC803	POWER ENGINEERING		
04.	MEDLO8041	POWER PLANT ENGINEERING		08.	ILO8021	PROJECT MANAGEMENT		17.	MEL801	DESIGN OF MECH. SYSTEMS		
18.	MEL802	POWER ENGINEERING		19.	MEL803	PROJECT-II						
-----												
14281491	GOSWAMI BHIMRAO PRABHAKAR TARA											
61	70	80	74	54	14	14	35					
13	11	18	12	12	14	13	78	P	RLE			573
74	81	98	86	66	28	27	113					
4 B 8 32	4 O 10 40	4 O 10 40	4 O 10 40	3 C 7 21	1 D 6 6	1 D 6 6	6 A 9 54	27	239	8.85		
SGPI: SEM-I: 5.13 ; SEM-II: 4.63 ; SEM-III: 4.58 ; SEM-IV: 4.64 ; SEM-V: -- ; SEM-VI: -- ; SEM-VII: 7.80 ; CGPI: --												
CREDITS: SEM-I: 27 ; SEM-II: 27 ; SEM-III: 24 ; SEM-IV: 28 ; SEM-V: -- ; SEM-VI: -- ; SEM-VII: 25												
MARKS: SEM-I:369/750; SEM-II:340/750; SEM-III:304/675; SEM-IV:369/825; SEM-V: -- ; SEM-VI: -- ; SEM-VII:459/700; TOTAL: --												
-----												
14281492	JADHAV ADITYA HARISHCHANDRA ANITA											
61	70	77	80	74	17	20	36					
18	14	13	17	17	17	15	80	P				626
79	84	90	97	91	34	35	116					
4 A 9 36	4 O 10 40	4 O 10 40	4 O 10 40	3 O 10 30	1 C 7 7	1 B 8 8	6 A 9 54	27	255	9.44		
(DIPLOMA STUDENT)												
SGPI: SEM-III: 7.15 ; SEM-IV: 6.85 ; SEM-V: 6.89 ; SEM-VI: 7.76 ; SEM-VII: 8.20 ; CGPI: 7.72 @0.03												
CREDITS: SEM-III: 26 ; SEM-IV: 26 ; SEM-V: 27 ; SEM-VI: 25 ; SEM-VII: 25												
MARKS: SEM-III:473/725; SEM-IV:526/825; SEM-V:499/775; SEM-VI:514/725; SEM-VII:496/700; TOTAL: 3134/4500 (69.64%)												
-----												
14281493	/JADHAV SNEHAL MILIND SUCHITA											
64	70	77	77	58	18	22	40					
17	13	19	17	15	20	20	83	P				630
81	83	96	94	73	38	42	123					
4 O 10 40	4 O 10 40	4 O 10 40	4 O 10 40	3 B 8 24	1 A 9 9	1 O 10 10	6 O 10 60	27	263	9.74		
(DIPLOMA STUDENT)												
SGPI: SEM-III: 7.08 ; SEM-IV: 6.19 ; SEM-V: 7.26 ; SEM-VI: 7.04 ; SEM-VII: 7.64 ; CGPI: 7.51												
CREDITS: SEM-III: 26 ; SEM-IV: 26 ; SEM-V: 27 ; SEM-VI: 25 ; SEM-VII: 25												
MARKS: SEM-III:476/725; SEM-IV:493/825; SEM-V:517/775; SEM-VI:472/725; SEM-VII:482/700; TOTAL: 3070/4500 (68.22%)												
-----												
/- FEMALE, #- 0.229, @- 0.5042/0.5043, *- 0.5045, \$- Carried Forward Grade, -- Dyslexia, A/ABS- Absent, F- Fails, P- Passes												
RR- Reserved, RLE- Reserve for Lower Examination, RPV- Provisional, RCC- 0.5050, ADC- Admission Cancelled												
G:Grade, GP:Grade Point, C:Credits, aC:Sum of Credit Points, aCG:Sum of Product of Credits & Grades												
SGPI:Semester Grade Performance Index = aCG/aC, CGPI:Cumulative Grade Performance Index												
% Marks : 80 and Above 75-79.99 70-74.99 60-69.99 50-59.99 45-49.99 40-44.99 Less Than 40												
Grade / Gr. Pt. : O / 10 A / 9 B / 8 C / 7 D / 6 E / 5 P / 4 F / 0												
-----												



SEAT_NO	NAME	<Course-I> Th(80/32) In(20/08) Total C G GP C*G	<Course-II> Th(80/32) In(20/08) Total C G GP C*G	<Course-III> Th(80/32) In(20/08) Total C G GP C*G	<Course-IV> Th(80/32) In(20/08) Total C G GP C*G	<Course-V> Th(80/32) In(20/08) Total C G GP C*G	> Pr/Or(25/10) Total C G GP C*G	<Course-VI> Tw(25/10) Pr/Or(25/10) Total C G GP C*G	<Course-VII> Tw(25/10) Pr/Or(25/10) Total C G GP C*G	<Course-VIII> Tw(50/20) Pr/Or(100/40) Total C G GP C*G	RESULT	REMARK	TOTAL MARKS OUT OF 750
01.	MEC801	DESIGN OF MECH. SYSTEMS		02.	MEC802	INDUSTRIAL ENGG. & MGMT.		03.	MEC803	POWER ENGINEERING			
04.	MEDLO8041	POWER PLANT ENGINEERING		08.	ILO8021	PROJECT MANAGEMENT		17.	MEL801	DESIGN OF MECH. SYSTEMS			
18.	MEL802	POWER ENGINEERING		19.	MEL803	PROJECT-II							
14281497	KHAN ABDULHADI ABDULBARIK ALIMUNNISHA												
		64	70	80	77	67	17	18	36				
		15	12	16	18	15	17	13	75	P			610
		79	82	96	95	82	34	31	111				
		4 A 9 36	4 O 10 40	4 O 10 40	4 O 10 40	3 O 10 30	1 C 7 7	1 C 7 7	6 B 8 48	27 248	9.19		
		SGPI: SEM-I: 8.20 ; SEM-II: 7.04 ; SEM-III: 7.27 ; SEM-IV: 7.04 ; SEM-V: 7.07 ; SEM-VI: 6.72 ; SEM-VII: 7.88 ; CGPI: 7.56											
		CREDITS: SEM-I: 27 ; SEM-II: 27 ; SEM-III: 26 ; SEM-IV: 26 ; SEM-V: 27 ; SEM-VI: 25 ; SEM-VII: 25											
		MARKS: SEM-I:540/750; SEM-II:477/750; SEM-III:453/725; SEM-IV:534/825; SEM-V:504/775; SEM-VI:457/725; SEM-VII:484/700; TOTAL: 4059/6000 (67.65%)											
14281498	KHATAVKAR SAMEER RAHUL LAXMI												
		61	74	80	70	58	19	19	36				
		13	14	16	15	14	17	17	75	P			598
		74	88	96	85	72	36	36	111				
		4 B 8 32	4 O 10 40	4 O 10 40	4 O 10 40	3 B 8 24	1 B 8 8	1 B 8 8	6 B 8 48	27 240	8.89		
		SGPI: SEM-I: 7.89 ; SEM-II: 7.37 ; SEM-III: 6.69 ; SEM-IV: 6.38 ; SEM-V: 6.74 ; SEM-VI: 6.60 ; SEM-VII: 8.96 ; CGPI: 7.44											
		CREDITS: SEM-I: 27 ; SEM-II: 27 ; SEM-III: 26 ; SEM-IV: 26 ; SEM-V: 27 ; SEM-VI: 25 ; SEM-VII: 25											
		MARKS: SEM-I:517/750; SEM-II:507/750; SEM-III:436/725; SEM-IV:505/825; SEM-V:486/775; SEM-VI:453/725; SEM-VII:533/700; TOTAL: 4035/6000 (67.25%)											
14281499	/KULKARNI PRAJAKTA DATTATRAY MADHURI												
		54	67	64	67	58	19	23	41				
		15	14	18	18	16	20	18	83	P			595
		69	81	82	85	74	39	41	124				
		4 C 7 28	4 O 10 40	4 O 10 40	4 O 10 40	3 B 8 24	1 A 9 9	1 O 10 10	6 O 10 60	27 251	9.30		
	(DIPLOMA STUDENT)	SGPI: SEM-III: 5.54 ; SEM-IV: 6.04 ; SEM-V: 6.33 ; SEM-VI: 6.92 ; SEM-VII: 7.24 ; CGPI: 6.90											
		CREDITS: SEM-III: 26 ; SEM-IV: 26 ; SEM-V: 27 ; SEM-VI: 25 ; SEM-VII: 25											
		MARKS: SEM-III:389/725; SEM-IV:499/825; SEM-V:462/775; SEM-VI:485/725; SEM-VII:458/700; TOTAL: 2888/4500 (64.18%)											
/- FEMALE, #- 0.229, @- 0.5042/0.5043, *- 0.5045, \$- Carried Forward Grade, -- Dyslexia, A/ABS- Absent, F- Fails, P- Passes													
RR- Reserved, RLE- Reserve for Lower Examination, RPV- Provisional, RCC- 0.5050, ADC- Admission Cancelled													
G:Grade, GP:Grade Point, C:Credits, aC:Sum of Credit Points, aCG:Sum of Product of Credits & Grades													
SGPI:Semester Grade Performance Index = aCG/aC, CGPI:Cumulative Grade Performance Index													
% Marks : 80 and Above 75-79.99 70-74.99 60-69.99 50-59.99 45-49.99 40-44.99 Less Than 40													
Grade / Gr. Pt. : O / 10 A / 9 B / 8 C / 7 D / 6 E / 5 P / 4 F / 0													

SEAT_NO	NAME	<Course-I> Th(80/32) In(20/08) Total C G GP C*G	<Course-II> Th(80/32) In(20/08) Total C G GP C*G	<Course-III> Th(80/32) In(20/08) Total C G GP C*G	<Course-IV> Th(80/32) In(20/08) Total C G GP C*G	<Course-V> Th(80/32) In(20/08) Total C G GP C*G	> <Course-VI> Tw(25/10) Pr/Or(25/10) Total C G GP C*G	<Course-VII> Tw(25/10) Pr/Or(25/10) Total C G GP C*G	<Course-VIII> Tw(50/20) Pr/Or(100/40) Total C G GP C*G	RESULT	REMARK	TOTAL MARKS OUT OF 750
01.	MEC801	DESIGN OF MECH. SYSTEMS		02.	MEC802	INDUSTRIAL ENGG. & MGMT.		03.	MEC803	POWER ENGINEERING		
04.	MEDLO8041	POWER PLANT ENGINEERING		08.	ILO8021	PROJECT MANAGEMENT		17.	MEL801	DESIGN OF MECH. SYSTEMS		
18.	MEL802	POWER ENGINEERING		19.	MEL803	PROJECT-II						
14281500	MESTRY SUSHANT RAMESH ASHWINI											
		58	70	77	77	70	17	17	36			
		13	11	18	18	18	17	19	85	P		621
		71	81	95	95	88	34	36	121			
		4 B 8 32	4 O 10 40	4 O 10 40	4 O 10 40	3 O 10 30	1 C 7 7	1 B 8 8	6 O 10 60	27	257	9.52
		SGPI: SEM-I: 6.17 ; SEM-II: 6.96 ; SEM-III: 6.19 ; SEM-IV: 6.38 ; SEM-V: 6.78 ; SEM-VI: 5.60 ; SEM-VII: 7.72 ; CGPI: 6.93										
		CREDITS: SEM-I: 27 ; SEM-II: 27 ; SEM-III: 26 ; SEM-IV: 26 ; SEM-V: 27 ; SEM-VI: 25 ; SEM-VII: 25										
		MARKS: SEM-I:442/750; SEM-II:475/750; SEM-III:417/725; SEM-IV:504/825; SEM-V:484/775; SEM-VI:400/725; SEM-VII:477/700; TOTAL: 3820/6000 (63.67%)										
14281501	MISHRA AVADHKUMAR TULSIDAS SITADEVI											
		58	67	74	67	61	18	18	36			
		15	14	17	13	18	18	17	80	P		591
		73	81	91	80	79	36	35	116			
		4 B 8 32	4 O 10 40	4 O 10 40	4 O 10 40	3 A 9 27	1 B 8 8	1 B 8 8	6 A 9 54	27	249	9.22
		SGPI: SEM-I: 6.69 ; SEM-II: 7.39 ; SEM-III: 7.96 ; SEM-IV: 7.42 ; SEM-V: 7.48 ; SEM-VI: 7.40 ; SEM-VII: 7.20 ; CGPI: 7.60										
		CREDITS: SEM-I: 27 ; SEM-II: 27 ; SEM-III: 26 ; SEM-IV: 26 ; SEM-V: 27 ; SEM-VI: 25 ; SEM-VII: 25										
		MARKS: SEM-I:465/750; SEM-II:507/750; SEM-III:506/725; SEM-IV:568/825; SEM-V:534/775; SEM-VI:479/725; SEM-VII:461/700; TOTAL: 4111/6000 (68.52%)										
14281502	MODI RUSHABH ANIL CHETNA											
		42	67	64	64	61	14	14	35			
		12	10	15	16	12	17	13	82	P		538
		54	77	79	80	73	31	27	117			
		4 D 6 24	4 A 9 36	4 A 9 36	4 O 10 40	3 B 8 24	1 C 7 7	1 D 6 6	6 A 9 54	27	227	8.41
		SGPI: SEM-I: 6.22 ; SEM-II: 6.33 ; SEM-III: 5.38 ; SEM-IV: 4.54 ; SEM-V: 5.07 ; SEM-VI: 4.93 ; SEM-VII: 6.00 ; CGPI: 5.85										
		CREDITS: SEM-I: 27 ; SEM-II: 27 ; SEM-III: 24 ; SEM-IV: 28 ; SEM-V: 27 ; SEM-VI: 28 ; SEM-VII: 25										
		MARKS: SEM-I:436/750; SEM-II:440/750; SEM-III:352/675; SEM-IV:388/825; SEM-V:365/750; SEM-VI:388/825; SEM-VII:379/700; TOTAL: 3286/6025 (54.54%)										
/- FEMALE, #- 0.229, @- 0.5042/0.5043, *- 0.5045, \$- Carried Forward Grade, -- Dyslexia, A/ABS- Absent, F- Fails, P- Passes												
RR- Reserved, RLE- Reserve for Lower Examination, RPV- Provisional, RCC- 0.5050, ADC- Admission Cancelled												
G:Grade, GP:Grade Point, C:Credits, aC:Sum of Credit Points, aCG:Sum of Product of Credits & Grades												
SGPI:Semester Grade Performance Index = aCG/aC, CGPI:Cumulative Grade Performance Index												
% Marks : 80 and Above 75-79.99 70-74.99 60-69.99 50-59.99 45-49.99 40-44.99 Less Than 40												
Grade / Gr. Pt. : O / 10 A / 9 B / 8 C / 7 D / 6 E / 5 P / 4 F / 0												





SEAT_NO	NAME	<Course-I> Th(80/32) In(20/08) Total C G GP C*G	<Course-II> Th(80/32) In(20/08) Total C G GP C*G	<Course-III> Th(80/32) In(20/08) Total C G GP C*G	<Course-IV> Th(80/32) In(20/08) Total C G GP C*G	<Course-V> Th(80/32) In(20/08) Total C G GP C*G	> Pr/Or(25/10) Total C G GP C*G	<Course-VI> Tw(25/10) Pr/Or(25/10) Total C G GP C*G	<Course-VII> Tw(25/10) Pr/Or(100/40) Total C G GP C*G	<Course-VIII> Tw(50/20) Pr/Or(100/40) Total C G GP C*G	RESULT	REMARK	TOTAL MARKS OUT OF 750							
01.	MEC801	DESIGN OF MECH. SYSTEMS		02.	MEC802	INDUSTRIAL ENGG. & MGMT.		03.	MEC803	POWER ENGINEERING										
04.	MEDLO8041	POWER PLANT ENGINEERING		08.	ILO8021	PROJECT MANAGEMENT		17.	MEL801	DESIGN OF MECH. SYSTEMS										
18.	MEL802	POWER ENGINEERING		19.	MEL803	PROJECT-II														
14281506	PATIL SARANG VISHWANATH LATIKA																			
		67	70	80	74	70	18	21	41											
		18	16	20	19	15	21	20	81	P			651							
		85	86	100	93	85	39	41	122											
		4 O 10	4 O 10	4 O 10	4 O 10	4 O 10	3 O 10	30	1 A 9	9	1 O 10	10	6 O 10	60	27	269	9.96			
		SGPI: SEM-I: 6.91 ; SEM-II: 8.20 ; SEM-III: 7.73 ; SEM-IV: 7.54 ; SEM-V: 7.00 ; SEM-VI: 7.88 ; SEM-VII: 9.12 ; CGPI: 8.04																		
		CREDITS: SEM-I: 27 ; SEM-II: 27 ; SEM-III: 26 ; SEM-IV: 26 ; SEM-V: 27 ; SEM-VI: 25 ; SEM-VII: 25																		
		MARKS: SEM-I:482/750; SEM-II:535/750; SEM-III:489/725; SEM-IV:558/825; SEM-V:496/775; SEM-VI:523/725; SEM-VII:543/700; TOTAL: 4277/6000 (71.28%)																		
14281507	RANA SURAJ SITARAM BASANTI																			
		51	67	74	70	64	20	22	37											
		17	14	20	18	16	18	20	78	P			606							
		68	81	94	88	80	38	42	115											
		4 C 7	28	4 O 10	40	4 O 10	40	4 O 10	40	3 O 10	30	1 A 9	9	1 O 10	10	6 A 9	54	27	251	9.30
		SGPI: SEM-I: 6.59 ; SEM-II: 7.89 ; SEM-III: 6.27 ; SEM-IV: 5.92 ; SEM-V: 7.63 ; SEM-VI: 7.24 ; SEM-VII: 8.00 ; CGPI: 7.36																		
		CREDITS: SEM-I: 27 ; SEM-II: 27 ; SEM-III: 26 ; SEM-IV: 26 ; SEM-V: 27 ; SEM-VI: 25 ; SEM-VII: 25																		
		MARKS: SEM-I:461/750; SEM-II:535/750; SEM-III:421/725; SEM-IV:475/825; SEM-V:542/775; SEM-VI:492/725; SEM-VII:514/700; TOTAL: 4046/6000 (67.43%)																		
14281508	RANE SAMEER SURESH SHUBHANGI																			
		64	61	77	74	70	19	20	40											
		17	15	15	16	14	20	21	78	P			621							
		81	76	92	90	84	39	41	118											
		4 O 10	40	4 A 9	36	4 O 10	40	4 O 10	40	3 O 10	30	1 A 9	9	1 O 10	10	6 A 9	54	27	259	9.59
	(DIPLOMA STUDENT)	SGPI: SEM-III: 7.62 ; SEM-IV: 7.15 ; SEM-V: 7.78 ; SEM-VI: 8.16 ; SEM-VII: 8.24 ; CGPI: 8.10																		
		CREDITS: SEM-III: 26 ; SEM-IV: 26 ; SEM-V: 27 ; SEM-VI: 25 ; SEM-VII: 25																		
		MARKS: SEM-III:491/725; SEM-IV:546/825; SEM-V:540/775; SEM-VI:538/725; SEM-VII:518/700; TOTAL: 3254/4500 (72.31%)																		
/- FEMALE, #- 0.229, @- 0.5042/0.5043, *- 0.5045, \$- Carried Forward Grade, -- Dyslexia, A/ABS- Absent, F- Fails, P- Passes																				
RR- Reserved, RLE- Reserve for Lower Examination, RPV- Provisional, RCC- 0.5050, ADC- Admission Cancelled																				
G:Grade, GP:Grade Point, C:Credits, aC:Sum of Credit Points, aCG:Sum of Product of Credits & Grades																				
SGPI:Semester Grade Performance Index = aCG/aC, CGPI:Cumulative Grade Performance Index																				
% Marks : 80 and Above 75-79.99 70-74.99 60-69.99 50-59.99 45-49.99 40-44.99 Less Than 40																				
Grade / Gr. Pt. : O / 10 A / 9 B / 8 C / 7 D / 6 E / 5 P / 4 F / 0																				

SEAT_NO	NAME	<Course-I> Th(80/32) In(20/08) Total C G GP C*G	<Course-II> Th(80/32) In(20/08) Total C G GP C*G	<Course-III> Th(80/32) In(20/08) Total C G GP C*G	<Course-IV> Th(80/32) In(20/08) Total C G GP C*G	<Course-V> Th(80/32) In(20/08) Total C G GP C*G	> <Course-VI> Tw(25/10) Pr/Or(25/10) Total C G GP C*G	<Course-VII> Tw(25/10) Pr/Or(25/10) Total C G GP C*G	<Course-VIII> Tw(50/20) Pr/Or(100/40) Total C G GP C*G	RESULT	REMARK	TOTAL MARKS OUT OF 750
01.	MEC801	DESIGN OF MECH. SYSTEMS		02.	MEC802	INDUSTRIAL ENGG. & MGMT.		03.	MEC803	POWER ENGINEERING		
04.	MEDLO8041	POWER PLANT ENGINEERING		08.	ILO8021	PROJECT MANAGEMENT		17.	MEL801	DESIGN OF MECH. SYSTEMS		
18.	MEL802	POWER ENGINEERING		19.	MEL803	PROJECT-II						
-----												
14281509	SHELAR RUPESH VITHOBA VIJAYA											
	61	74	80	74	74	19	18	40				
	18	14	12	17	19	16	17	79	P			632
	79	88	92	91	93	35	35	119				
	4 A 9 36	4 O 10 40	4 O 10 40	4 O 10 40	3 O 10 30	1 B 8 8	1 B 8 8	6 A 9 54	27	256	9.48	
	(DIPLOMA STUDENT)											
	SGPI: SEM-III: 7.27 ; SEM-IV: 6.81 ; SEM-V: 7.41 ; SEM-VI: 7.60 ; SEM-VII: 8.24 ; CGPI: 7.81											
	CREDITS: SEM-III: 26 ; SEM-IV: 26 ; SEM-V: 27 ; SEM-VI: 25 ; SEM-VII: 25											
	MARKS: SEM-III:478/725; SEM-IV:529/825; SEM-V:530/775; SEM-VI:507/725; SEM-VII:504/700; TOTAL: 3180/4500 (70.67%)											
-----												
14281510	SHIBU RAJENDRAN RAJESWARI											
	67	70	80	74	74	17	20	40				
	18	16	20	19	20	20	23	78	P			656
	85	86	100	93	94	37	43	118				
	4 O 10 40	4 O 10 40	4 O 10 40	4 O 10 40	3 O 10 30	1 B 8 8	1 O 10 10	6 A 9 54	27	262	9.70	
	SGPI: SEM-I: 7.56 ; SEM-II: 8.59 ; SEM-III: 6.15 ; SEM-IV: 6.50 ; SEM-V: 5.93 ; SEM-VI: 7.16 ; SEM-VII: 8.68 ; CGPI: 7.54											
	CREDITS: SEM-I: 27 ; SEM-II: 27 ; SEM-III: 26 ; SEM-IV: 26 ; SEM-V: 27 ; SEM-VI: 25 ; SEM-VII: 25											
	MARKS: SEM-I:539/750; SEM-II:588/750; SEM-III:412/725; SEM-IV:492/825; SEM-V:424/775; SEM-VI:476/725; SEM-VII:540/700; TOTAL: 4127/6000 (68.78%)											
-----												
14281511	SINGH NILESH OMPRAKASH RENU											
	48	64	77	80	58	23	24	42				
	16	14	19	19	17	22	23	83	P			629
	64	78	96	99	75	45	47	125				
	4 C 7 28	4 A 9 36	4 O 10 40	4 O 10 40	3 A 9 27	1 O 10 10	1 O 10 10	6 O 10 60	27	251	9.30	
	SGPI: SEM-I: 8.11 ; SEM-II: 8.30 ; SEM-III: 7.88 ; SEM-IV: 7.00 ; SEM-V: 7.63 ; SEM-VI: 7.12 ; SEM-VII: 8.12 ; CGPI: 7.94											
	CREDITS: SEM-I: 27 ; SEM-II: 27 ; SEM-III: 26 ; SEM-IV: 26 ; SEM-V: 27 ; SEM-VI: 25 ; SEM-VII: 25											
	MARKS: SEM-I:563/750; SEM-II:561/750; SEM-III:513/725; SEM-IV:565/825; SEM-V:534/775; SEM-VI:484/725; SEM-VII:528/700; TOTAL: 4377/6000 (72.95%)											
-----												
/- FEMALE, #- 0.229, @- 0.5042/0.5043, *- 0.5045, \$- Carried Forward Grade, -- Dyslexia, A/ABS- Absent, F- Fails, P- Passes												
RR- Reserved, RLE- Reserve for Lower Examination, RPV- Provisional, RCC- 0.5050, ADC- Admission Cancelled												
G:Grade, GP:Grade Point, C:Credits, aC:Sum of Credit Points, aCG:Sum of Product of Credits & Grades												
SGPI:Semester Grade Performance Index = aCG/aC, CGPI:Cumulative Grade Performance Index												
% Marks : 80 and Above 75-79.99 70-74.99 60-69.99 50-59.99 45-49.99 40-44.99 Less Than 40												
Grade / Gr. Pt. : O / 10 A / 9 B / 8 C / 7 D / 6 E / 5 P / 4 F / 0												
-----												

SEAT_NO	NAME	<Course-I> Th(80/32) In(20/08) Total C G GP C*G	<Course-II> Th(80/32) In(20/08) Total C G GP C*G	<Course-III> Th(80/32) In(20/08) Total C G GP C*G	<Course-IV> Th(80/32) In(20/08) Total C G GP C*G	<Course-V> Th(80/32) In(20/08) Total C G GP C*G	> <Course-VI> Tw(25/10) Pr/Or(25/10) Total C G GP C*G	<Course-VII> Tw(25/10) Pr/Or(25/10) Total C G GP C*G	<Course-VIII> Tw(50/20) Pr/Or(100/40) Total C G GP C*G	RESULT	REMARK	TOTAL MARKS OUT OF 750					
01.	MEC801	DESIGN OF MECH. SYSTEMS		02.	MEC802	INDUSTRIAL ENGG. & MGMT.		03.	MEC803	POWER ENGINEERING							
04.	MEDLO8041	POWER PLANT ENGINEERING		08.	ILO8021	PROJECT MANAGEMENT		17.	MEL801	DESIGN OF MECH. SYSTEMS							
18.	MEL802	POWER ENGINEERING		19.	MEL803	PROJECT-II											
14281512	SURVE TANUJ RAJENDRA SANGEETA																
		67	74	77	77	74	20	22	45								
		19	16	15	19	18	22	22	90	P		677					
		86	90	92	96	92	42	44	135								
		4 O 10	4 O 10	4 O 10	4 O 10	4 O 10	3 O 10	30	1 O 10	10	1 O 10	10	6 O 10	60	27	270	10.00
	(DIPLOMA STUDENT)	SGPI: SEM-III: 8.12 ; SEM-IV: 7.65 ; SEM-V: 8.52 ; SEM-VI: 8.56 ; SEM-VII: 9.12 ; CGPI: 8.67															
		CREDITS: SEM-III: 26 ; SEM-IV: 26 ; SEM-V: 27 ; SEM-VI: 25 ; SEM-VII: 25															
		MARKS: SEM-III:516/725; SEM-IV:592/825; SEM-V:593/775; SEM-VI:573/725; SEM-VII:572/700; TOTAL: 3523/4500 (78.29%)															
14281513	VAZE NACHIKET PRASHANT VIDYA																
		67	67	77	74	70	19	20	36								
		14	14	14	19	18	18	22	85	P		634					
		81	81	91	93	88	37	42	121								
		4 O 10	4 O 10	4 O 10	4 O 10	4 O 10	3 O 10	30	1 B 8	8	1 O 10	10	6 O 10	60	27	268	9.93
	(DIPLOMA STUDENT)	SGPI: SEM-III: 8.42 ; SEM-IV: 7.23 ; SEM-V: 7.37 ; SEM-VI: 7.44 ; SEM-VII: 8.44 ; CGPI: 8.15															
		CREDITS: SEM-III: 26 ; SEM-IV: 26 ; SEM-V: 27 ; SEM-VI: 25 ; SEM-VII: 25															
		MARKS: SEM-III:524/725; SEM-IV:566/825; SEM-V:530/775; SEM-VI:508/725; SEM-VII:515/700; TOTAL: 3277/4500 (72.82%)															
14281514	WATTAMWAR PALASH SAI VARSHA																
		67	70	80	70	74	17	21	40								
		16	15	20	20	15	20	19	86	P		650					
		83	85	100	90	89	37	40	126								
		4 O 10	4 O 10	4 O 10	4 O 10	4 O 10	3 O 10	30	1 B 8	8	1 O 10	10	6 O 10	60	27	268	9.93
		SGPI: SEM-I: 8.28 ; SEM-II: 8.67 ; SEM-III: 7.69 ; SEM-IV: 7.15 ; SEM-V: 7.11 ; SEM-VI: 8.20 ; SEM-VII: 9.24 ; CGPI: 8.28															
		CREDITS: SEM-I: 27 ; SEM-II: 27 ; SEM-III: 26 ; SEM-IV: 26 ; SEM-V: 27 ; SEM-VI: 25 ; SEM-VII: 25															
		MARKS: SEM-I:572/750; SEM-II:577/750; SEM-III:493/725; SEM-IV:554/825; SEM-V:509/775; SEM-VI:521/725; SEM-VII:559/700; TOTAL: 4435/6000 (73.92%)															
/- FEMALE, #- 0.229, @- 0.5042/0.5043, *- 0.5045, \$- Carried Forward Grade, -- Dyslexia, A/ABS- Absent, F- Fails, P- Passes																	
RR- Reserved, RLE- Reserve for Lower Examination, RPV- Provisional, RCC- 0.5050, ADC- Admission Cancelled																	
G:Grade, GP:Grade Point, C:Credits, aC:Sum of Credit Points, aCG:Sum of Product of Credits & Grades																	
SGPI:Semester Grade Performance Index = aCG/aC, CGPI:Cumulative Grade Performance Index																	
% Marks : 80 and Above 75-79.99 70-74.99 60-69.99 50-59.99 45-49.99 40-44.99 Less Than 40																	
Grade / Gr. Pt. : O / 10 A / 9 B / 8 C / 7 D / 6 E / 5 P / 4 F / 0																	



SEAT_NO	NAME	<Course-I> Th(80/32) In(20/08) Total C G GP C*G	<Course-II> Th(80/32) In(20/08) Total C G GP C*G	<Course-III> Th(80/32) In(20/08) Total C G GP C*G	<Course-IV> Th(80/32) In(20/08) Total C G GP C*G	<Course-V> Th(80/32) In(20/08) Total C G GP C*G	> <Course-VI> Tw(25/10) Pr/Or(25/10) Total C G GP C*G	<Course-VII> Tw(25/10) Pr/Or(25/10) Total C G GP C*G	<Course-VIII> Tw(50/20) Pr/Or(100/40) Total C G GP C*G	RESULT	REMARK	TOTAL MARKS OUT OF 750
01.	MEC801	DESIGN OF MECH. SYSTEMS		02.	MEC802	INDUSTRIAL ENGG. & MGMT.		03.	MEC803	POWER ENGINEERING		
06.	MEDLO8043	RENEWABLE ENERGY SYSTEMS		08.	ILO8021	PROJECT MANAGEMENT		17.	MEL801	DESIGN OF MECH. SYSTEMS		
18.	MEL802	POWER ENGINEERING		19.	MEL803	PROJECT-II						
-----												
14281518	BHILARE NISHANT RAJENDRA VAISHALI											
		61	70	77	70	67	17	18	39			
		16	15	18	17	19	19	20	85	P		628
		77	85	95	87	86	36	38	124			
		4 A 9 36	4 O 10 40	4 O 10 40	4 O 10 40	3 O 10 30	1 B 8 8	1 A 9 9	6 O 10 60	27 263	9.74	
		SGPI: SEM-I: 7.69 ; SEM-II: 7.85 ; SEM-III: 7.42 ; SEM-IV: 7.12 ; SEM-V: 6.96 ; SEM-VI: 7.20 ; SEM-VII: 9.36 ; CGPI: 7.92										
		CREDITS: SEM-I: 27 ; SEM-II: 27 ; SEM-III: 26 ; SEM-IV: 26 ; SEM-V: 27 ; SEM-VI: 25 ; SEM-VII: 25										
		MARKS: SEM-I:539/750; SEM-II:544/750; SEM-III:480/725; SEM-IV:548/825; SEM-V:497/775; SEM-VI:487/725; SEM-VII:541/700; TOTAL: 4264/6000 (71.07%)										
-----												
14281519	BHOIR BHAVESH RAMESH PRAMILA											
		67	64	77	74	70	19	15	36			
		12	16	12	16	12	19	19	82	P	RLE	610
		79	80	89	90	82	38	34	118			
		4 A 9 36	4 O 10 40	4 O 10 40	4 O 10 40	3 O 10 30	1 A 9 9	1 C 7 7	6 A 9 54	27 256	9.48	
		(DIPLOMA STUDENT) SGPI: SEM-III: 6.46 ; SEM-IV: 5.46 ; SEM-V: -- ; SEM-VI: -- ; SEM-VII: 6.84 ; CGPI: --										
		CREDITS: SEM-III: 24 ; SEM-IV: 28 ; SEM-V: -- ; SEM-VI: -- ; SEM-VII: 25										
		MARKS: SEM-III:415/675; SEM-IV:435/825; SEM-V: -- ; SEM-VI: -- ; SEM-VII:441/700; TOTAL: --										
-----												
14281520	BORADE SANDIP RAMCHANDRA KAVITA											
		54	67	70	70	70	18	18	40			
		15	16	10	15	12	15	18	81	P		589
		69	83	80	85	82	33	36	121			
		4 C 7 28	4 O 10 40	4 O 10 40	4 O 10 40	3 O 10 30	1 C 7 7	1 B 8 8	6 O 10 60	27 253	9.37	
		(DIPLOMA STUDENT) SGPI: SEM-III: 6.27 ; SEM-IV: 5.85 ; SEM-V: 6.15 ; SEM-VI: 5.68 ; SEM-VII: 7.64 ; CGPI: 6.84										
		CREDITS: SEM-III: 26 ; SEM-IV: 26 ; SEM-V: 27 ; SEM-VI: 25 ; SEM-VII: 25										
		MARKS: SEM-III:423/725; SEM-IV:492/825; SEM-V:450/775; SEM-VI:408/725; SEM-VII:470/700; TOTAL: 2832/4500 (62.93%)										
-----												
/- FEMALE, #- 0.229, @- 0.5042/0.5043, *- 0.5045, \$- Carried Forward Grade, -- Dyslexia, A/ABS- Absent, F- Fails, P- Passes												
RR- Reserved, RLE- Reserve for Lower Examination, RPV- Provisional, RCC- 0.5050, ADC- Admission Cancelled												
G:Grade, GP:Grade Point, C:Credits, aC:Sum of Credit Points, aCG:Sum of Product of Credits & Grades												
SGPI:Semester Grade Performance Index = aCG/aC, CGPI:Cumulative Grade Performance Index												
% Marks : 80 and Above 75-79.99 70-74.99 60-69.99 50-59.99 45-49.99 40-44.99 Less Than 40												
Grade / Gr. Pt. : O / 10 A / 9 B / 8 C / 7 D / 6 E / 5 P / 4 F / 0												
-----												





SEAT_NO	NAME	<Course-I> Th(80/32) In(20/08) Total C G GP C*G	<Course-II> Th(80/32) In(20/08) Total C G GP C*G	<Course-III> Th(80/32) In(20/08) Total C G GP C*G	<Course-IV> Th(80/32) In(20/08) Total C G GP C*G	<Course-V> Th(80/32) In(20/08) Total C G GP C*G	> <Course-VI> Tw(25/10) Pr/Or(25/10) Total C G GP C*G	<Course-VII> Tw(25/10) Pr/Or(25/10) Total C G GP C*G	<Course-VIII> Tw(50/20) Pr/Or(100/40) Total C G GP C*G	RESULT	REMARK	TOTAL MARKS OUT OF 750		
01.	MEC801	DESIGN OF MECH. SYSTEMS		02.	MEC802	INDUSTRIAL ENGG. & MGMT.		03.	MEC803	POWER ENGINEERING				
06.	MEDLO8043	RENEWABLE ENERGY SYSTEMS		08.	ILO8021	PROJECT MANAGEMENT		17.	MEL801	DESIGN OF MECH. SYSTEMS				
18.	MEL802	POWER ENGINEERING		19.	MEL803	PROJECT-II								
-----														
14281527 /DHADVE NANCY SUNIL SONALI														
		64	70	77	67	74	20	22	40					
		16	15	18	16	14	22	22	85	P		642		
		80	85	95	83	88	42	44	125					
		4 O 10	4 O 10	4 O 10	4 O 10	4 O 10	3 O 10	1 O 10	1 O 10	10	10	6 O 10	27 270 10.00	
SGPI: SEM-I: 6.89 ; SEM-II: 6.96 ; SEM-III: 6.62 ; SEM-IV: 6.88 ; SEM-V: 6.78 ; SEM-VI: 7.28 ; SEM-VII: 7.76 ; CGPI: 7.40														
CREDITS: SEM-I: 27 ; SEM-II: 27 ; SEM-III: 26 ; SEM-IV: 26 ; SEM-V: 27 ; SEM-VI: 25 ; SEM-VII: 25														
MARKS: SEM-I:484/750; SEM-II:477/750; SEM-III:456/725; SEM-IV:533/825; SEM-V:494/775; SEM-VI:479/725; SEM-VII:478/700; TOTAL: 4043/6000 (67.38%)														
-----														
14281528 DIAS REJOY ROBIN SHALAN														
		67	64	77	80	67	19	18	40					
		14	19	12	16	12	18	15	83	P		621		
		81	83	89	96	79	37	33	123					
		4 O 10	4 O 10	4 O 10	4 O 10	4 O 10	3 A 9	27	1 B 8	8	1 C 7	7	6 O 10	27 262 9.70
(DIPLOMA STUDENT)														
SGPI: SEM-III: 5.88 ; SEM-IV: 6.00 ; SEM-V: 5.89 ; SEM-VI: 6.40 ; SEM-VII: 7.80 ; CGPI: 6.95														
CREDITS: SEM-III: 26 ; SEM-IV: 26 ; SEM-V: 27 ; SEM-VI: 25 ; SEM-VII: 25														
MARKS: SEM-III:406/725; SEM-IV:478/825; SEM-V:448/775; SEM-VI:445/725; SEM-VII:477/700; TOTAL: 2875/4500 (63.89%)														
-----														
14281529 FALCAO SMITH GODFREE TRIZA														
		67	70	77	70	70	17	20	39					
		16	17	20	16	17	20	20	85	P		641		
		83	87	97	86	87	37	40	124					
		4 O 10	4 O 10	4 O 10	4 O 10	4 O 10	3 O 10	30	1 B 8	8	1 O 10	10	6 O 10	27 268 9.93
SGPI: SEM-I: 7.59 ; SEM-II: 8.41 ; SEM-III: 7.85 ; SEM-IV: 7.08 ; SEM-V: 7.41 ; SEM-VI: 8.32 ; SEM-VII: 8.52 ; CGPI: 8.14														
CREDITS: SEM-I: 27 ; SEM-II: 27 ; SEM-III: 26 ; SEM-IV: 26 ; SEM-V: 27 ; SEM-VI: 25 ; SEM-VII: 25														
MARKS: SEM-I:513/750; SEM-II:552/750; SEM-III:517/725; SEM-IV:539/825; SEM-V:523/775; SEM-VI:538/725; SEM-VII:524/700; TOTAL: 4347/6000 (72.45%)														
-----														
/- FEMALE, #- 0.229, @- 0.5042/0.5043, *- 0.5045, \$- Carried Forward Grade, -- Dyslexia, A/ABS- Absent, F- Fails, P- Passes														
RR- Reserved, RLE- Reserve for Lower Examination, RPV- Provisional, RCC- 0.5050, ADC- Admission Cancelled														
G:Grade, GP:Grade Point, C:Credits, aC:Sum of Credit Points, aCG:Sum of Product of Credits & Grades														
SGPI:Semester Grade Performance Index = aCG/aC, CGPI:Cumulative Grade Performance Index														
% Marks : 80 and Above 75-79.99 70-74.99 60-69.99 50-59.99 45-49.99 40-44.99 Less Than 40														
Grade / Gr. Pt. : O / 10 A / 9 B / 8 C / 7 D / 6 E / 5 P / 4 F / 0														
-----														



SEAT_NO	NAME	<Course-I>	<Course-II>	<Course-III>	<Course-IV>	<Course-V>	< Course-VI>	<Course-VII>	<Course-VIII>	TOTAL MARKS	REMARK
		Th(80/32)	Th(80/32)	Th(80/32)	Th(80/32)	Th(80/32)	Tw(25/10)	Tw(25/10)	Tw(50/20)	OUT OF 750	
		In(20/08)	In(20/08)	In(20/08)	In(20/08)	In(20/08)	Pr/Or(25/10)	Pr/Or(25/10)	Pr/Or(100/40)		
		Total	Total	Total	Total	Total	Total	Total	Total		
		C G GP C*G	C G GP C*G	C G GP C*G	C G GP C*G	C G GP C*G	C G GP C*G	C G GP C*G	C G GP C*G		àC àCG SGPI
01. MEC801	DESIGN OF MECH. SYSTEMS				02. MEC802	INDUSTRIAL ENGG. & MGMT.			03. MEC803		POWER ENGINEERING
06. MEDLO8043	RENEWABLE ENERGY SYSTEMS				08. ILO8021	PROJECT MANAGEMENT			17. MEL801		DESIGN OF MECH. SYSTEMS
18. MEL802	POWER ENGINEERING				19. MEL803	PROJECT-II					
-----											
14281530	GAWADE DIPESH BHARAT BHARATI										
		64	74	77	77	67	18	18	35		
		15	16	15	16	17	15	18	81	P	623
		79	90	92	93	84	33	36	116		
		4 A 9 36	4 O 10 40	4 O 10 40	4 O 10 40	3 O 10 30	1 C 7 7	1 B 8 8	6 A 9 54	27 255	9.44
	(DIPLOMA STUDENT)	SGPI: SEM-III: 7.73 ; SEM-IV: 6.35 ; SEM-V: 6.56 ; SEM-VI: 7.00 ; SEM-VII: 7.64 ; CGPI: 7.46									
		CREDITS: SEM-III: 26 ; SEM-IV: 26 ; SEM-V: 27 ; SEM-VI: 25 ; SEM-VII: 25									
		MARKS: SEM-III:503/725; SEM-IV:495/825; SEM-V:478/775; SEM-VI:468/725; SEM-VII:494/700; TOTAL: 3061/4500 (68.02%)									
-----											
14281531	GHARAT RUSHIKESH DILIP ALKA										
		64	74	80	77	70	18	18	40		
		13	16	13	18	17	23	18	81	P	640
		77	90	93	95	87	41	36	121		
		4 A 9 36	4 O 10 40	4 O 10 40	4 O 10 40	3 O 10 30	1 O 10 10	1 B 8 8	6 O 10 60	27 264	9.78
	(DIPLOMA STUDENT)	SGPI: SEM-III: 7.69 ; SEM-IV: 6.88 ; SEM-V: 6.89 ; SEM-VI: 6.48 ; SEM-VII: 7.00 ; CGPI: 7.47									
		CREDITS: SEM-III: 26 ; SEM-IV: 26 ; SEM-V: 27 ; SEM-VI: 25 ; SEM-VII: 25									
		MARKS: SEM-III:483/725; SEM-IV:529/825; SEM-V:495/775; SEM-VI:438/725; SEM-VII:454/700; TOTAL: 3039/4500 (67.53%)									
-----											
14281532	GHUTE MAHESH PARASHURAM JAYASHREE										
		61	70	80	77	54	18	18	37		
		13	15	11	15	11	17	17	76	P	590
		74	85	91	92	65	35	35	113		
		4 B 8 32	4 O 10 40	4 O 10 40	4 O 10 40	3 C 7 21	1 B 8 8	1 B 8 8	6 A 9 54	27 243	9.00
	(DIPLOMA STUDENT)	SGPI: SEM-III: 5.81 ; SEM-IV: 5.50 ; SEM-V: 4.81 ; SEM-VI: 5.44 ; SEM-VII: 6.72 ; CGPI: 6.22									
		CREDITS: SEM-III: 26 ; SEM-IV: 26 ; SEM-V: 27 ; SEM-VI: 25 ; SEM-VII: 25									
		MARKS: SEM-III:397/725; SEM-IV:449/825; SEM-V:374/775; SEM-VI:384/725; SEM-VII:431/700; TOTAL: 2625/4500 (58.33%)									
-----											
/- FEMALE, #- 0.229, @- 0.5042/0.5043, *- 0.5045, \$- Carried Forward Grade, -- Dyslexia, A/ABS- Absent, F- Fails, P- Passes											
RR- Reserved, RLE- Reserve for Lower Examination, RPV- Provisional, RCC- 0.5050, ADC- Admission Cancelled											
G:Grade, GP:Grade Point, C:Credits, àC:Sum of Credit Points, àCG:Sum of Product of Credits & Grades											
SGPI:Semester Grade Performance Index = àCG/àC, CGPI:Cumulative Grade Performance Index											
% Marks : 80 and Above 75-79.99 70-74.99 60-69.99 50-59.99 45-49.99 40-44.99 Less Than 40											
Grade / Gr. Pt. : O / 10 A / 9 B / 8 C / 7 D / 6 E / 5 P / 4 F / 0											

SEAT_NO	NAME	<Course-I> Th(80/32) In(20/08) Total C G GP C*G	<Course-II> Th(80/32) In(20/08) Total C G GP C*G	<Course-III> Th(80/32) In(20/08) Total C G GP C*G	<Course-IV> Th(80/32) In(20/08) Total C G GP C*G	<Course-V> Th(80/32) In(20/08) Total C G GP C*G	> <Course-VI> Tw(25/10) Pr/Or(25/10) Total C G GP C*G	<Course-VII> Tw(25/10) Pr/Or(25/10) Total C G GP C*G	<Course-VIII> Tw(50/20) Pr/Or(100/40) Total C G GP C*G	RESULT	REMARK	TOTAL MARKS OUT OF 750	
01.	MEC801	DESIGN OF MECH. SYSTEMS		02.	MEC802	INDUSTRIAL ENGG. & MGMT.		03.	MEC803	POWER ENGINEERING			
06.	MEDLO8043	RENEWABLE ENERGY SYSTEMS		08.	ILO8021	PROJECT MANAGEMENT		17.	MEL801	DESIGN OF MECH. SYSTEMS			
18.	MEL802	POWER ENGINEERING		19.	MEL803	PROJECT-II							
14281533	GOLANDAZ MOHAMMED AFAQ MOHAMMED SAMEER FARHAT												
		64	70	77	74	70	17	18	35				
		15	16	14	16	15	17	18	78	P		614	
		79	86	91	90	85	34	36	113				
		4 A 9 36	4 O 10 40	4 O 10 40	4 O 10 40	3 O 10 30	1 C 7 7	1 B 8 8	6 A 9 54	27 255	9.44		
	(DIPLOMA STUDENT)	SGPI: SEM-III: 6.27 ; SEM-IV: 6.54 ; SEM-V: 6.67 ; SEM-VI: 6.16 ; SEM-VII: 7.52 ; CGPI: 7.12											
		CREDITS: SEM-III: 26 ; SEM-IV: 26 ; SEM-V: 27 ; SEM-VI: 25 ; SEM-VII: 25											
		MARKS: SEM-III:423/725; SEM-IV:519/825; SEM-V:467/775; SEM-VI:433/725; SEM-VII:471/700; TOTAL: 2927/4500 (65.04%)											
14281534	HADAL RONAK MOHAN MADHAVI												
		58	70	77	74	74	18	18	42				
		15	17	13	15	18	21	19	75	P		624	
		73	87	90	89	92	39	37	117				
		4 B 8 32	4 O 10 40	4 O 10 40	4 O 10 40	3 O 10 30	1 A 9 9	1 B 8 8	6 A 9 54	27 253	9.37		
	(DIPLOMA STUDENT)	SGPI: SEM-III: 7.62 ; SEM-IV: 7.69 ; SEM-V: 6.89 ; SEM-VI: 6.44 ; SEM-VII: 7.64 ; CGPI: 7.62											
		CREDITS: SEM-III: 26 ; SEM-IV: 26 ; SEM-V: 27 ; SEM-VI: 25 ; SEM-VII: 25											
		MARKS: SEM-III:500/725; SEM-IV:575/825; SEM-V:507/775; SEM-VI:444/725; SEM-VII:472/700; TOTAL: 3122/4500 (69.38%)											
14281535	HEMADE TANMAY SUDESH SARITA												
		64	67	80	70	74	21	21	36				
		13	13	18	15	11	17	20	75	P		615	
		77	80	98	85	85	38	41	111				
		4 A 9 36	4 O 10 40	4 O 10 40	4 O 10 40	3 O 10 30	1 A 9 9	1 O 10 10	6 B 8 48	27 253	9.37		
	(DIPLOMA STUDENT)	SGPI: SEM-III: 7.58 ; SEM-IV: 7.31 ; SEM-V: 6.30 ; SEM-VI: 6.80 ; SEM-VII: 7.24 ; CGPI: 7.44											
		CREDITS: SEM-III: 26 ; SEM-IV: 26 ; SEM-V: 27 ; SEM-VI: 25 ; SEM-VII: 25											
		MARKS: SEM-III:483/725; SEM-IV:557/825; SEM-V:456/775; SEM-VI:456/725; SEM-VII:463/700; TOTAL: 3030/4500 (67.33%)											
/- FEMALE, #- 0.229, @- 0.5042/0.5043, *- 0.5045, \$- Carried Forward Grade, -- Dyslexia, A/ABS- Absent, F- Fails, P- Passes													
RR- Reserved, RLE- Reserve for Lower Examination, RPV- Provisional, RCC- 0.5050, ADC- Admission Cancelled													
G:Grade, GP:Grade Point, C:Credits, aC:Sum of Credit Points, aCG:Sum of Product of Credits & Grades													
SGPI:Semester Grade Performance Index = aCG/aC, CGPI:Cumulative Grade Performance Index													
% Marks : 80 and Above 75-79.99 70-74.99 60-69.99 50-59.99 45-49.99 40-44.99 Less Than 40													
Grade / Gr. Pt. : O / 10 A / 9 B / 8 C / 7 D / 6 E / 5 P / 4 F / 0													

SEAT_NO	NAME	<Course-I>	<Course-II>	<Course-III>	<Course-IV>	<Course-V>	< Course-VI>	<Course-VII>	<Course-VIII>	TOTAL MARKS	RESULT	REMARK	OUT OF 750
		Th(80/32)	Th(80/32)	Th(80/32)	Th(80/32)	Th(80/32)	Tw(25/10)	Tw(25/10)	Tw(50/20)				
		In(20/08)	In(20/08)	In(20/08)	In(20/08)	In(20/08)	Pr/Or(25/10)	Pr/Or(25/10)	Pr/Or(100/40)				
		Total	Total	Total	Total	Total	Total	Total	Total				
		C G GP C*G	C G GP C*G	C G GP C*G	C G GP C*G	C G GP C*G	C G GP C*G	C G GP C*G	C G GP C*G	äC	äCG	SGPI	
01.	MEC801	DESIGN OF MECH. SYSTEMS				02.	MEC802	INDUSTRIAL ENGG. & MGMT.		03.	MEC803	POWER ENGINEERING	
06.	MEDLO8043	RENEWABLE ENERGY SYSTEMS				08.	ILO8021	PROJECT MANAGEMENT		17.	MEL801	DESIGN OF MECH. SYSTEMS	
18.	MEL802	POWER ENGINEERING				19.	MEL803	PROJECT-II					

14281536 INDREKAR NIRAJ MANOJ ANITA

38	70	74	64	51	14	14	33						
13	13	17	14	13	17	14	75	P	RLE				534
51	83	91	78	64	31	28	108						
4 D 6 24	4 O 10 40	4 O 10 40	4 A 9 36	3 C 7 21	1 C 7 7	1 D 6 6	6 B 8 48	27	222	8.22			

(DIPLOMA STUDENT) SGPI: SEM-III: 5.38 ; SEM-IV: 5.04 ; SEM-V: 5.04 ; SEM-VI: -- ; SEM-VII: 6.20 ; CGPI: --  
 CREDITS: SEM-III: 26 ; SEM-IV: 26 ; SEM-V: 27 ; SEM-VI: -- ; SEM-VII: 25  
 MARKS: SEM-III:365/725; SEM-IV:423/825; SEM-V:384/775; SEM-VI: -- ; SEM-VII:387/700; TOTAL: --

14281537 JADHAV VINEET VILAS MADHAVI

67	67	74	77	67	18	18	35						
12	18	11	15	14	18	18	79	P					608
79	85	85	92	81	36	36	114						
4 A 9 36	4 O 10 40	4 O 10 40	4 O 10 40	3 O 10 30	1 B 8 8	1 B 8 8	6 A 9 54	27	256	9.48			

(DIPLOMA STUDENT) SGPI: SEM-III: 6.50 ; SEM-IV: 5.15 ; SEM-V: 5.96 ; SEM-VI: 5.44 ; SEM-VII: 7.04 ; CGPI: 6.61  
 CREDITS: SEM-III: 26 ; SEM-IV: 26 ; SEM-V: 27 ; SEM-VI: 25 ; SEM-VII: 25  
 MARKS: SEM-III:433/725; SEM-IV:447/825; SEM-V:436/775; SEM-VI:397/725; SEM-VII:459/700; TOTAL: 2780/4500 (61.78%)

14281538 /LOKHANDE PRANJALI PRAMOD MEENAKSHI

67	70	74	74	67	19	18	40						
15	11	10	15	16	20	18	80	P					614
82	81	84	89	83	39	36	120						
4 O 10 40	4 O 10 40	4 O 10 40	4 O 10 40	3 O 10 30	1 A 9 9	1 B 8 8	6 O 10 60	27	267	9.89			

(DIPLOMA STUDENT) SGPI: SEM-III: 5.77 ; SEM-IV: 5.62 ; SEM-V: 6.00 ; SEM-VI: 6.48 ; SEM-VII: 7.52 ; CGPI: 6.89  
 CREDITS: SEM-III: 26 ; SEM-IV: 26 ; SEM-V: 27 ; SEM-VI: 25 ; SEM-VII: 25  
 MARKS: SEM-III:391/725; SEM-IV:463/825; SEM-V:426/775; SEM-VI:451/725; SEM-VII:478/700; TOTAL: 2823/4500 (62.73%)

/- FEMALE, #- 0.229, @- 0.5042/0.5043, \*- 0.5045, \$- Carried Forward Grade, -- Dyslexia, A/ABS- Absent, F- Fails, P- Passes

RR- Reserved, RLE- Reserve for Lower Examination, RPV- Provisional, RCC- 0.5050, ADC- Admission Cancelled

G:Grade, GP:Grade Point, C:Credits, äC:Sum of Credit Points, äCG:Sum of Product of Credits &amp; Grades

SGPI:Semester Grade Performance Index = äCG/äC, CGPI:Cumulative Grade Performance Index

% Marks : 80 and Above 75-79.99 70-74.99 60-69.99 50-59.99 45-49.99 40-44.99 Less Than 40

Grade / Gr. Pt. : O / 10 A / 9 B / 8 C / 7 D / 6 E / 5 P / 4 F / 0

SEAT_NO	NAME	<Course-I>	<Course-II>	<Course-III>	<Course-IV>	<Course-V>	< Course-VI>	<Course-VII>	<Course-VIII>	TOTAL MARKS	REMARK
		Th(80/32)	Th(80/32)	Th(80/32)	Th(80/32)	Th(80/32)	Tw(25/10)	Tw(25/10)	Tw(50/20)	OUT OF 750	
		In(20/08)	In(20/08)	In(20/08)	In(20/08)	In(20/08)	Pr/Or(25/10)	Pr/Or(25/10)	Pr/Or(100/40)		
		Total	Total	Total	Total	Total	Total	Total	Total		
		C G GP C*G	C G GP C*G	C G GP C*G	C G GP C*G	C G GP C*G	C G GP C*G	C G GP C*G	C G GP C*G		àC àCG SGPI

01. MEC801	DESIGN OF MECH. SYSTEMS	02. MEC802	INDUSTRIAL ENGG. & MGMT.	03. MEC803	POWER ENGINEERING
06. MEDLO8043	RENEWABLE ENERGY SYSTEMS	08. ILO8021	PROJECT MANAGEMENT	17. MEL801	DESIGN OF MECH. SYSTEMS
18. MEL802	POWER ENGINEERING	19. MEL803	PROJECT-II		

14281539 MALI AVADHUT SUBHASH SULAKSHANA

61	70	74	74	64	17	15	36			
12	16	12	15	17	14	16	75	P	RLE	588
73	86	86	89	81	31	31	111			
4 B 8 32	4 O 10 40	4 O 10 40	4 O 10 40	3 O 10 30	1 C 7 7	1 C 7 7	6 B 8 48	27	244	9.04

(DIPLOMA STUDENT) SGPI: SEM-III: 5.54 ; SEM-IV: 5.14 ; SEM-V: 5.70 ; SEM-VI: -- ; SEM-VII: 6.56 ; CGPI: --  
 CREDITS: SEM-III: 24 ; SEM-IV: 28 ; SEM-V: 27 ; SEM-VI: -- ; SEM-VII: 25  
 MARKS: SEM-III:369/675; SEM-IV:407/825; SEM-V:413/750; SEM-VI: -- ; SEM-VII:412/700; TOTAL: --

14281540 MANDAVKAR SHUBHAM DEEPAK SWATI

64	70	77	77	70	18	19	45			
19	19	13	17	18	14	18	85	P		643
83	89	90	94	88	32	37	130			
4 O 10 40	4 O 10 40	4 O 10 40	4 O 10 40	3 O 10 30	1 C 7 7	1 B 8 8	6 O 10 60	27	265	9.81

(DIPLOMA STUDENT) SGPI: SEM-III: 7.54 ; SEM-IV: 7.23 ; SEM-V: 7.15 ; SEM-VI: 7.72 ; SEM-VII: 7.76 ; CGPI: 7.88  
 CREDITS: SEM-III: 26 ; SEM-IV: 26 ; SEM-V: 27 ; SEM-VI: 25 ; SEM-VII: 25  
 MARKS: SEM-III:493/725; SEM-IV:562/825; SEM-V:517/775; SEM-VI:513/725; SEM-VII:492/700; TOTAL: 3220/4500 (71.56%)

14281541 MHATRE YASH VIJAY PRIYANKA

64	74	77	74	70	18	19	42			
16	16	14	17	16	18	19	90	P		644
80	90	91	91	86	36	38	132			
4 O 10 40	4 O 10 40	4 O 10 40	4 O 10 40	3 O 10 30	1 B 8 8	1 A 9 9	6 O 10 60	27	267	9.89

(DIPLOMA STUDENT) SGPI: SEM-III: 7.35 ; SEM-IV: 5.73 ; SEM-V: 6.11 ; SEM-VI: 6.60 ; SEM-VII: 8.24 ; CGPI: 7.33  
 CREDITS: SEM-III: 26 ; SEM-IV: 26 ; SEM-V: 27 ; SEM-VI: 25 ; SEM-VII: 25  
 MARKS: SEM-III:464/725; SEM-IV:464/825; SEM-V:444/775; SEM-VI:443/725; SEM-VII:492/700; TOTAL: 2951/4500 (65.58%)

/- FEMALE, #- 0.229, @- 0.5042/0.5043, \*- 0.5045, \$- Carried Forward Grade, -- Dyslexia, A/ABS- Absent, F- Fails, P- Passes

RR- Reserved, RLE- Reserve for Lower Examination, RPV- Provisional, RCC- 0.5050, ADC- Admission Cancelled

G:Grade, GP:Grade Point, C:Credits, àC:Sum of Credit Points, àCG:Sum of Product of Credits &amp; Grades

SGPI:Semester Grade Performance Index = àCG/àC, CGPI:Cumulative Grade Performance Index

% Marks : 80 and Above 75-79.99 70-74.99 60-69.99 50-59.99 45-49.99 40-44.99 Less Than 40

Grade / Gr. Pt. : O / 10 A / 9 B / 8 C / 7 D / 6 E / 5 P / 4 F / 0



SEAT_NO	NAME	<Course-I> Th(80/32) In(20/08) Total C G GP C*G	<Course-II> Th(80/32) In(20/08) Total C G GP C*G	<Course-III> Th(80/32) In(20/08) Total C G GP C*G	<Course-IV> Th(80/32) In(20/08) Total C G GP C*G	<Course-V> Th(80/32) In(20/08) Total C G GP C*G	> Pr/Or(25/10) Total C G GP C*G	<Course-VI> Tw(25/10) Pr/Or(25/10) Total C G GP C*G	<Course-VII> Tw(25/10) Pr/Or(100/40) Total C G GP C*G	<Course-VIII> Tw(50/20) Pr/Or(100/40) Total C G GP C*G	RESULT	REMARK	TOTAL MARKS OUT OF 750
01.	MEC801	DESIGN OF MECH. SYSTEMS		02.	MEC802	INDUSTRIAL ENGG. & MGMT.		03.	MEC803	POWER ENGINEERING			
06.	MEDLO8043	RENEWABLE ENERGY SYSTEMS		08.	ILO8021	PROJECT MANAGEMENT		17.	MEL801	DESIGN OF MECH. SYSTEMS			
18.	MEL802	POWER ENGINEERING		19.	MEL803	PROJECT-II							
14281545	PANCHAL HAREN SUNIL MANISHA												
		58	70	77	70	70	17	20	41				
		16	14	18	15	16	20	18	84	P			624
		74	84	95	85	86	37	38	125				
		4 B 8 32	4 O 10 40	4 O 10 40	4 O 10 40	3 O 10 30	1 B 8 8	1 A 9 9	6 O 10 60	27 259	9.59		
		SGPI: SEM-I: 7.67 ; SEM-II: 8.59 ; SEM-III: 8.12 ; SEM-IV: 8.38 ; SEM-V: 8.04 ; SEM-VI: 8.24 ; SEM-VII: 8.68 ; CGPI: 8.41											
		CREDITS: SEM-I: 27 ; SEM-II: 27 ; SEM-III: 26 ; SEM-IV: 26 ; SEM-V: 27 ; SEM-VI: 25 ; SEM-VII: 25											
		MARKS: SEM-I:512/750; SEM-II:582/750; SEM-III:544/725; SEM-IV:622/825; SEM-V:549/775; SEM-VI:530/725; SEM-VII:540/700; TOTAL: 4503/6000 (75.05%)											
14281546	PANDEY PREM SANTOSH SUNITA												
		64	70	77	77	70	19	20	38				
		15	13	14	14	19	14	20	75	P			619
		79	83	91	91	89	33	40	113				
		4 A 9 36	4 O 10 40	4 O 10 40	4 O 10 40	3 O 10 30	1 C 7 7	1 O 10 10	6 A 9 54	27 257	9.52		
		(DIPLOMA STUDENT) SGPI: SEM-III: 7.27 ; SEM-IV: 6.88 ; SEM-V: 7.15 ; SEM-VI: 7.80 ; SEM-VII: 7.80 ; CGPI: 7.74 @0.01											
		CREDITS: SEM-III: 26 ; SEM-IV: 26 ; SEM-V: 27 ; SEM-VI: 25 ; SEM-VII: 25											
		MARKS: SEM-III:474/725; SEM-IV:529/825; SEM-V:503/775; SEM-VI:511/725; SEM-VII:496/700; TOTAL: 3132/4500 (69.60%)											
14281547	PATIL SWAPNIL MANOHAR JAYASHRI												
		64	74	77	77	67	17	19	36				
		17	13	12	16	19	17	19	85	P			629
		81	87	89	93	86	34	38	121				
		4 O 10 40	4 O 10 40	4 O 10 40	4 O 10 40	3 O 10 30	1 C 7 7	1 A 9 9	6 O 10 60	27 266	9.85		
		(DIPLOMA STUDENT) SGPI: SEM-III: 7.46 ; SEM-IV: 6.38 ; SEM-V: 6.63 ; SEM-VI: 6.88 ; SEM-VII: 8.00 ; CGPI: 7.54											
		CREDITS: SEM-III: 26 ; SEM-IV: 26 ; SEM-V: 27 ; SEM-VI: 25 ; SEM-VII: 25											
		MARKS: SEM-III:493/725; SEM-IV:494/825; SEM-V:470/775; SEM-VI:459/725; SEM-VII:495/700; TOTAL: 3040/4500 (67.56%)											
/- FEMALE, #- 0.229, @- 0.5042/0.5043, *- 0.5045, \$- Carried Forward Grade, -- Dyslexia, A/ABS- Absent, F- Fails, P- Passes													
RR- Reserved, RLE- Reserve for Lower Examination, RPV- Provisional, RCC- 0.5050, ADC- Admission Cancelled													
G:Grade, GP:Grade Point, C:Credits, aC:Sum of Credit Points, aCG:Sum of Product of Credits & Grades													
SGPI:Semester Grade Performance Index = aCG/aC, CGPI:Cumulative Grade Performance Index													
% Marks : 80 and Above 75-79.99 70-74.99 60-69.99 50-59.99 45-49.99 40-44.99 Less Than 40													
Grade / Gr. Pt. : O / 10 A / 9 B / 8 C / 7 D / 6 E / 5 P / 4 F / 0													

SEAT_NO	NAME	<Course-I> Th(80/32) In(20/08) Total C G GP C*G	<Course-II> Th(80/32) In(20/08) Total C G GP C*G	<Course-III> Th(80/32) In(20/08) Total C G GP C*G	<Course-IV> Th(80/32) In(20/08) Total C G GP C*G	<Course-V> Th(80/32) In(20/08) Total C G GP C*G	> <Course-VI> Tw(25/10) Pr/Or(25/10) Total C G GP C*G	<Course-VII> Tw(25/10) Pr/Or(25/10) Total C G GP C*G	<Course-VIII> Tw(50/20) Pr/Or(100/40) Total C G GP C*G	RESULT	REMARK	TOTAL MARKS OUT OF 750
01.	MEC801	DESIGN OF MECH. SYSTEMS		02.	MEC802	INDUSTRIAL ENGG. & MGMT.		03.	MEC803	POWER ENGINEERING		
06.	MEDLO8043	RENEWABLE ENERGY SYSTEMS		08.	ILO8021	PROJECT MANAGEMENT		17.	MEL801	DESIGN OF MECH. SYSTEMS		
18.	MEL802	POWER ENGINEERING		19.	MEL803	PROJECT-II						

14281548 /PEDNEKAR KARUNA KALIDAS KAVITA

64	74	74	77	67	19	19	36					
18	15	10	17	12	21	18	83	P				624
82	89	84	94	79	40	37	119					
4 O 10 40	4 O 10 40	4 O 10 40	4 O 10 40	3 A 9 27	1 O 10 10	1 B 8 8	6 A 9 54	27	259	9.59		

(DIPLOMA STUDENT)

SGPI: SEM-III: 6.00 ; SEM-IV: 5.12 ; SEM-V: 5.81 ; SEM-VI: 5.96 ; SEM-VII: 7.28 ; CGPI: 6.64  
 CREDITS: SEM-III: 26 ; SEM-IV: 26 ; SEM-V: 27 ; SEM-VI: 25 ; SEM-VII: 25  
 MARKS: SEM-III:421/725; SEM-IV:425/825; SEM-V:433/775; SEM-VI:420/725; SEM-VII:465/700; TOTAL: 2788/4500 (61.96%)

14281549 /RAO BINNY DHARMRAJ RAJAKUMARI

54	67	67	77	61	20	22	40					
16	15	19	15	17	21	21	85	P				617
70	82	86	92	78	41	43	125					
4 B 8 32	4 O 10 40	4 O 10 40	4 O 10 40	3 A 9 27	1 O 10 10	1 O 10 10	6 O 10 60	27	259	9.59		

SGPI: SEM-I: 6.93 ; SEM-II: 6.74 ; SEM-III: 6.96 ; SEM-IV: 6.15 ; SEM-V: 6.74 ; SEM-VI: 6.84 ; SEM-VII: 8.32 ; CGPI: 7.29  
 CREDITS: SEM-I: 27 ; SEM-II: 27 ; SEM-III: 26 ; SEM-IV: 26 ; SEM-V: 27 ; SEM-VI: 25 ; SEM-VII: 25  
 MARKS: SEM-I:482/750; SEM-II:471/750; SEM-III:438/725; SEM-IV:488/825; SEM-V:475/775; SEM-VI:468/725; SEM-VII:512/700; TOTAL: 3951/6000 (65.85%)

14281550 /RAUT SANSKRUTI RAMESH SANGEETA

54	51	64	61	64	23	24	40					
15	15	19	18	18	20	21	85	P				592
69	66	83	79	82	43	45	125					
4 C 7 28	4 C 7 28	4 O 10 40	4 A 9 36	3 O 10 30	1 O 10 10	1 O 10 10	6 O 10 60	27	242	8.96		

SGPI: SEM-I: 9.33 ; SEM-II: 8.63 ; SEM-III: 8.50 ; SEM-IV: 7.50 ; SEM-V: 7.93 ; SEM-VI: 8.40 ; SEM-VII: 9.00 ; CGPI: 8.53  
 CREDITS: SEM-I: 27 ; SEM-II: 27 ; SEM-III: 26 ; SEM-IV: 26 ; SEM-V: 27 ; SEM-VI: 25 ; SEM-VII: 25  
 MARKS: SEM-I:625/750; SEM-II:575/750; SEM-III:553/725; SEM-IV:587/825; SEM-V:557/775; SEM-VI:558/725; SEM-VII:544/700; TOTAL: 4591/6000 (76.52%)

/- FEMALE, #- 0.229, @- 0.5042/0.5043, \*- 0.5045, \$- Carried Forward Grade, -- Dyslexia, A/ABS- Absent, F- Fails, P- Passes

RR- Reserved, RLE- Reserve for Lower Examination, RPV- Provisional, RCC- 0.5050, ADC- Admission Cancelled

G:Grade, GP:Grade Point, C:Credits, aC:Sum of Credit Points, aCG:Sum of Product of Credits &amp; Grades

SGPI:Semester Grade Performance Index = aCG/aC, CGPI:Cumulative Grade Performance Index

% Marks : 80 and Above 75-79.99 70-74.99 60-69.99 50-59.99 45-49.99 40-44.99 Less Than 40

Grade / Gr. Pt. : O / 10 A / 9 B / 8 C / 7 D / 6 E / 5 P / 4 F / 0

SEAT_NO	NAME	<Course-I> Th(80/32) In(20/08) Total C G GP C*G	<Course-II> Th(80/32) In(20/08) Total C G GP C*G	<Course-III> Th(80/32) In(20/08) Total C G GP C*G	<Course-IV> Th(80/32) In(20/08) Total C G GP C*G	<Course-V> Th(80/32) In(20/08) Total C G GP C*G	> Pr/Or(25/10) Total C G GP C*G	<Course-VI> Tw(25/10) Pr/Or(25/10) Total C G GP C*G	<Course-VII> Tw(25/10) Pr/Or(25/10) Total C G GP C*G	<Course-VIII> Tw(50/20) Pr/Or(100/40) Total C G GP C*G	RESULT	REMARK	TOTAL MARKS OUT OF 750
01.	MEC801	DESIGN OF MECH. SYSTEMS		02.	MEC802	INDUSTRIAL ENGG. & MGMT.		03.	MEC803	POWER ENGINEERING			
06.	MEDLO8043	RENEWABLE ENERGY SYSTEMS		08.	ILO8021	PROJECT MANAGEMENT		17.	MEL801	DESIGN OF MECH. SYSTEMS			
18.	MEL802	POWER ENGINEERING		19.	MEL803	PROJECT-II							
14281551	RAUT SIDDHESH KISHOR JAYASHREE												
		54	61	77	67	58	22	22	40				
		15	14	18	18	18	21	20	90	P			615
		69	75	95	85	76	43	42	130				
		4 C 7 28	4 A 9 36	4 O 10 40	4 O 10 40	3 A 9 27	1 O 10 10	1 O 10 10	6 O 10 60	27 251	9.30		
		SGPI: SEM-I: 8.81 ; SEM-II: 9.07 ; SEM-III: 8.77 ; SEM-IV: 7.81 ; SEM-V: 8.67 ; SEM-VI: 7.60 ; SEM-VII: 8.28 ; CGPI: 8.55											
		CREDITS: SEM-I: 27 ; SEM-II: 27 ; SEM-III: 26 ; SEM-IV: 26 ; SEM-V: 27 ; SEM-VI: 25 ; SEM-VII: 25											
		MARKS: SEM-I:592/750; SEM-II:598/750; SEM-III:564/725; SEM-IV:589/825; SEM-V:598/775; SEM-VI:496/725; SEM-VII:511/700; TOTAL: 4563/6000 (76.05%)											
14281552	SAKHARKAR SAGAR RAVINDRA VIDHYA												
		48	64	77	54	64	23	22	39				
		14	15	17	18	14	21	19	88	P			597
		62	79	94	72	78	44	41	127				
		4 C 7 28	4 A 9 36	4 O 10 40	4 B 8 32	3 A 9 27	1 O 10 10	1 O 10 10	6 O 10 60	27 243	9.00		
		SGPI: SEM-I: 7.96 ; SEM-II: 7.81 ; SEM-III: 7.15 ; SEM-IV: 6.38 ; SEM-V: 6.59 ; SEM-VI: 6.48 ; SEM-VII: 7.24 ; CGPI: 7.34											
		CREDITS: SEM-I: 27 ; SEM-II: 27 ; SEM-III: 26 ; SEM-IV: 26 ; SEM-V: 27 ; SEM-VI: 25 ; SEM-VII: 25											
		MARKS: SEM-I:550/750; SEM-II:540/750; SEM-III:474/725; SEM-IV:515/825; SEM-V:485/775; SEM-VI:448/725; SEM-VII:472/700; TOTAL: 4081/6000 (68.02%)											
14281553	SATRA DHAVAL GIRISH JAYASHREE												
		64	67	77	61	70	18	18	38				
		14	12	13	15	12	19	19	87	P			604
		78	79	90	76	82	37	37	125				
		4 A 9 36	4 A 9 36	4 O 10 40	4 A 9 36	3 O 10 30	1 B 8 8	1 B 8 8	6 O 10 60	27 254	9.41		
	(DIPLOMA STUDENT)	SGPI: SEM-III: 5.19 ; SEM-IV: 5.96 ; SEM-V: 6.26 ; SEM-VI: 6.80 ; SEM-VII: 7.56 ; CGPI: 6.87											
		CREDITS: SEM-III: 26 ; SEM-IV: 26 ; SEM-V: 27 ; SEM-VI: 25 ; SEM-VII: 25											
		MARKS: SEM-III:364/725; SEM-IV:477/825; SEM-V:459/775; SEM-VI:453/725; SEM-VII:463/700; TOTAL: 2820/4500 (62.67%)											
/- FEMALE, #- 0.229, @- 0.5042/0.5043, *- 0.5045, \$- Carried Forward Grade, -- Dyslexia, A/ABS- Absent, F- Fails, P- Passes													
RR- Reserved, RLE- Reserve for Lower Examination, RPV- Provisional, RCC- 0.5050, ADC- Admission Cancelled													
G:Grade, GP:Grade Point, C:Credits, aC:Sum of Credit Points, aCG:Sum of Product of Credits & Grades													
SGPI:Semester Grade Performance Index = aCG/aC, CGPI:Cumulative Grade Performance Index													
% Marks : 80 and Above 75-79.99 70-74.99 60-69.99 50-59.99 45-49.99 40-44.99 Less Than 40													
Grade / Gr. Pt. : O / 10 A / 9 B / 8 C / 7 D / 6 E / 5 P / 4 F / 0													



SEAT_NO	NAME	<Course-I> Th(80/32) In(20/08) Total C G GP C*G	<Course-II> Th(80/32) In(20/08) Total C G GP C*G	<Course-III> Th(80/32) In(20/08) Total C G GP C*G	<Course-IV> Th(80/32) In(20/08) Total C G GP C*G	<Course-V> Th(80/32) In(20/08) Total C G GP C*G	> <Course-VI> Tw(25/10) Pr/Or(25/10) Total C G GP C*G	<Course-VII> Tw(25/10) Pr/Or(25/10) Total C G GP C*G	<Course-VIII> Tw(50/20) Pr/Or(100/40) Total C G GP C*G	RESULT	REMARK	TOTAL MARKS OUT OF 750
01.	MEC801	DESIGN OF MECH. SYSTEMS		02.	MEC802	INDUSTRIAL ENGG. & MGMT.		03.	MEC803	POWER ENGINEERING		
06.	MEDLO8043	RENEWABLE ENERGY SYSTEMS		08.	ILO8021	PROJECT MANAGEMENT		17.	MEL801	DESIGN OF MECH. SYSTEMS		
18.	MEL802	POWER ENGINEERING		19.	MEL803	PROJECT-II						
-----												
14281554	SAWANT HRUSHIKESH VIJAYANAND VANDANA											
	58	54	64	54	61	22	20	40				
	16	13	16	14	16	17	16	85	P			566
	74	67	80	68	77	39	36	125				
	4 B 8	32 4 C 7	28 4 O 10	40 4 C 7	28 3 A 9	27 1 A 9	9 1 B 8	8 6 O 10	60 27	232	8.59	
	SGPI: SEM-I: 8.19 ; SEM-II: 7.83 ; SEM-III: 7.46 ; SEM-IV: 7.35 ; SEM-V: 6.67 ; SEM-VI: 6.08 ; SEM-VII: 7.56 ; CGPI: 7.48											
	CREDITS: SEM-I: 27 ; SEM-II: 27 ; SEM-III: 26 ; SEM-IV: 26 ; SEM-V: 27 ; SEM-VI: 25 ; SEM-VII: 25											
	MARKS: SEM-I:547/750; SEM-II:544/750; SEM-III:492/725; SEM-IV:565/825; SEM-V:477/775; SEM-VI:423/725; SEM-VII:476/700; TOTAL: 4090/6000 (68.17%)											
-----												
14281555	SAWANT KIRAN KRISHNA SHAILA											
	67	70	80	70	67	23	24	42				
	20	17	19	20	19	23	22	90	P			673
	87	87	99	90	86	46	46	132				
	4 O 10	40 4 O 10	40 4 O 10	40 4 O 10	40 3 O 10	30 1 O 10	10 1 O 10	10 6 O 10	60 27	270	10.00	
	SGPI: SEM-I: 9.19 ; SEM-II: 8.59 ; SEM-III: 8.00 ; SEM-IV: 9.00 ; SEM-V: 9.56 ; SEM-VI: 9.84 ; SEM-VII: 9.84 ; CGPI: 9.25											
	CREDITS: SEM-I: 27 ; SEM-II: 27 ; SEM-III: 26 ; SEM-IV: 26 ; SEM-V: 27 ; SEM-VI: 25 ; SEM-VII: 25											
	MARKS: SEM-I:617/750; SEM-II:590/750; SEM-III:532/725; SEM-IV:680/825; SEM-V:651/775; SEM-VI:627/725; SEM-VII:599/700; TOTAL: 4969/6000 (82.82%)											
-----												
14281556	/SAWANT SHREYA SANTOSH SANJEEVANI											
	67	67	80	74	70	22	24	41				
	18	14	19	18	19	22	23	90	P			668
	85	81	99	92	89	44	47	131				
	4 O 10	40 4 O 10	40 4 O 10	40 4 O 10	40 3 O 10	30 1 O 10	10 1 O 10	10 6 O 10	60 27	270	10.00	
	SGPI: SEM-I: 7.54 ; SEM-II: 8.81 ; SEM-III: 8.08 ; SEM-IV: 8.35 ; SEM-V: 8.26 ; SEM-VI: 8.56 ; SEM-VII: 9.16 ; CGPI: 8.59											
	CREDITS: SEM-I: 27 ; SEM-II: 27 ; SEM-III: 26 ; SEM-IV: 26 ; SEM-V: 27 ; SEM-VI: 25 ; SEM-VII: 25											
	MARKS: SEM-I:519/750; SEM-II:571/750; SEM-III:520/725; SEM-IV:621/825; SEM-V:576/775; SEM-VI:568/725; SEM-VII:549/700; TOTAL: 4592/6000 (76.53%)											
-----												
/- FEMALE, #- 0.229, @- 0.5042/0.5043, *- 0.5045, \$- Carried Forward Grade, -- Dyslexia, A/ABS- Absent, F- Fails, P- Passes												
RR- Reserved, RLE- Reserve for Lower Examination, RPV- Provisional, RCC- 0.5050, ADC- Admission Cancelled												
G:Grade, GP:Grade Point, C:Credits, aC:Sum of Credit Points, aCG:Sum of Product of Credits & Grades												
SGPI:Semester Grade Performance Index = aCG/aC, CGPI:Cumulative Grade Performance Index												
% Marks : 80 and Above 75-79.99 70-74.99 60-69.99 50-59.99 45-49.99 40-44.99 Less Than 40												
Grade / Gr. Pt. : O / 10 A / 9 B / 8 C / 7 D / 6 E / 5 P / 4 F / 0												
-----												

SEAT_NO	NAME	<Course-I> Th(80/32) In(20/08) Total C G GP C*G	<Course-II> Th(80/32) In(20/08) Total C G GP C*G	<Course-III> Th(80/32) In(20/08) Total C G GP C*G	<Course-IV> Th(80/32) In(20/08) Total C G GP C*G	<Course-V> Th(80/32) In(20/08) Total C G GP C*G	> <Course-VI> Tw(25/10) Pr/Or(25/10) Total C G GP C*G	<Course-VII> Tw(25/10) Pr/Or(25/10) Total C G GP C*G	<Course-VIII> Tw(50/20) Pr/Or(100/40) Total C G GP C*G	RESULT	REMARK	TOTAL MARKS OUT OF 750	
01.	MEC801	DESIGN OF MECH. SYSTEMS	02.	MEC802	INDUSTRIAL ENGG. & MGMT.	03.	MEC803	POWER ENGINEERING					
06.	MEDLO8043	RENEWABLE ENERGY SYSTEMS	08.	ILO8021	PROJECT MANAGEMENT	17.	MEL801	DESIGN OF MECH. SYSTEMS					
18.	MEL802	POWER ENGINEERING	19.	MEL803	PROJECT-II								
14281557	SAWARDEKAR SAHIL ARVIND ANKITA												
		64	67	74	77	70	18	18	38				
		15	18	12	17	18	14	18	80	P		618	
		79	85	86	94	88	32	36	118				
		4 A 9 36	4 O 10 40	4 O 10 40	4 O 10 40	3 O 10 30	1 C 7 7	1 B 8 8	6 A 9 54	27	255	9.44	
	(DIPLOMA STUDENT)	SGPI: SEM-III: 5.92 ; SEM-IV: 6.38 ; SEM-V: 6.22 ; SEM-VI: 6.48 ; SEM-VII: 7.68 ;								CGPI: 7.03			
		CREDITS: SEM-III: 26 ; SEM-IV: 26 ; SEM-V: 27 ; SEM-VI: 25 ; SEM-VII: 25											
		MARKS: SEM-III:407/725; SEM-IV:510/825; SEM-V:440/775; SEM-VI:430/725; SEM-VII:474/700;								TOTAL: 2879/4500 (63.98%)			
14281558	SHAIKH ZUBAIR MOHAMMED TARIQUE RUQAIYA												
		54	74	77	74	67	18	20	40				
		17	18	15	17	19	20	22	85	P		637	
		71	92	92	91	86	38	42	125				
		4 B 8 32	4 O 10 40	4 O 10 40	4 O 10 40	3 O 10 30	1 A 9 9	1 O 10 10	6 O 10 60	27	261	9.67	
	(DIPLOMA STUDENT)	SGPI: SEM-III: 8.00 ; SEM-IV: 6.92 ; SEM-V: 7.78 ; SEM-VI: 8.56 ; SEM-VII: 9.28 ;								CGPI: 8.37			
		CREDITS: SEM-III: 26 ; SEM-IV: 26 ; SEM-V: 27 ; SEM-VI: 25 ; SEM-VII: 25											
		MARKS: SEM-III:511/725; SEM-IV:544/825; SEM-V:533/775; SEM-VI:547/725; SEM-VII:550/700;								TOTAL: 3322/4500 (73.82%)			
14281559	SINGH AMAN AJAY R. BEENA												
		61	70	77	77	67	18	22	40				
		15	11	17	15	16	19	20	84	P		629	
		76	81	94	92	83	37	42	124				
		4 A 9 36	4 O 10 40	4 O 10 40	4 O 10 40	3 O 10 30	1 B 8 8	1 O 10 10	6 O 10 60	27	264	9.78	
	(DIPLOMA STUDENT)	SGPI: SEM-III: 5.62 ; SEM-IV: 6.19 ; SEM-V: 6.78 ; SEM-VI: 7.20 ; SEM-VII: 9.04 ;								CGPI: 7.44			
		CREDITS: SEM-III: 26 ; SEM-IV: 26 ; SEM-V: 27 ; SEM-VI: 25 ; SEM-VII: 25											
		MARKS: SEM-III:395/725; SEM-IV:497/825; SEM-V:489/775; SEM-VI:492/725; SEM-VII:536/700;								TOTAL: 3038/4500 (67.51%)			
/- FEMALE, #- 0.229, @- 0.5042/0.5043, *- 0.5045, \$- Carried Forward Grade, -- Dyslexia, A/ABS- Absent, F- Fails, P- Passes													
RR- Reserved, RLE- Reserve for Lower Examination, RPV- Provisional, RCC- 0.5050, ADC- Admission Cancelled													
G:Grade, GP:Grade Point, C:Credits, aC:Sum of Credit Points, aCG:Sum of Product of Credits & Grades													
SGPI:Semester Grade Performance Index = aCG/aC, CGPI:Cumulative Grade Performance Index													
% Marks : 80 and Above 75-79.99 70-74.99 60-69.99 50-59.99 45-49.99 40-44.99 Less Than 40													
Grade / Gr. Pt. : O / 10 A / 9 B / 8 C / 7 D / 6 E / 5 P / 4 F / 0													

SEAT_NO	NAME	<Course-I> Th(80/32) In(20/08) Total C G GP C*G	<Course-II> Th(80/32) In(20/08) Total C G GP C*G	<Course-III> Th(80/32) In(20/08) Total C G GP C*G	<Course-IV> Th(80/32) In(20/08) Total C G GP C*G	<Course-V> Th(80/32) In(20/08) Total C G GP C*G	> <Course-VI> Tw(25/10) Pr/Or(25/10) Total C G GP C*G	<Course-VII> Tw(25/10) Pr/Or(25/10) Total C G GP C*G	<Course-VIII> Tw(50/20) Pr/Or(100/40) Total C G GP C*G	RESULT	REMARK	TOTAL MARKS OUT OF 750									
01.	MEC801	DESIGN OF MECH. SYSTEMS		02.	MEC802	INDUSTRIAL ENGG. & MGMT.		03.	MEC803	POWER ENGINEERING											
06.	MEDLO8043	RENEWABLE ENERGY SYSTEMS		08.	ILO8021	PROJECT MANAGEMENT		17.	MEL801	DESIGN OF MECH. SYSTEMS											
18.	MEL802	POWER ENGINEERING		19.	MEL803	PROJECT-II															
14281560	SOLANKI MAHENDRA DEVARAM MEENA																				
		67	74	74	74	70	18	22	41												
		17	14	18	17	18	23	19	90	P		656									
		84	88	92	91	88	41	41	131												
		4 O 10	4 O 10	4 O 10	4 O 10	4 O 10	3 O 10	30	1 O 10	10	1 O 10	10	6 O 10	60	27	270	10.00				
		SGPI: SEM-I: 7.59 ; SEM-II: 6.98 ; SEM-III: 6.65 ; SEM-IV: 6.31 ; SEM-V: 6.96 ; SEM-VI: 6.52 ; SEM-VII: 8.16 ; CGPI: 7.41																			
		CREDITS: SEM-I: 27 ; SEM-II: 27 ; SEM-III: 26 ; SEM-IV: 26 ; SEM-V: 27 ; SEM-VI: 25 ; SEM-VII: 25																			
		MARKS: SEM-I:522/750; SEM-II:488/750; SEM-III:453/725; SEM-IV:493/825; SEM-V:490/775; SEM-VI:429/725; SEM-VII:500/700; TOTAL: 4031/6000 (67.18%)																			
14281561	SUNERIA NEIL RAJAN VARSHA																				
		64	74	77	77	70	18	18	36												
		12	16	12	18	12	17	18	75	P		614									
		76	90	89	95	82	35	36	111												
		4 A 9	36	4 O 10	40	4 O 10	40	4 O 10	40	3 O 10	30	1 B 8	8	1 B 8	8	6 B 8	8	48	27	250	9.26
		(DIPLOMA STUDENT) SGPI: SEM-III: 5.27 ; SEM-IV: 5.08 ; SEM-V: 5.41 ; SEM-VI: 5.36 ; SEM-VII: 6.68 ; CGPI: 6.19																			
		CREDITS: SEM-III: 26 ; SEM-IV: 26 ; SEM-V: 27 ; SEM-VI: 25 ; SEM-VII: 25																			
		MARKS: SEM-III:361/725; SEM-IV:415/825; SEM-V:393/775; SEM-VI:377/725; SEM-VII:431/700; TOTAL: 2591/4500 (57.58%)																			
14281562	TANDEL ARJUN DASHARATH DARSHANA																				
		64	64	77	70	70	17	15	36												
		14	14	12	15	11	19	15	75	P		588									
		78	78	89	85	81	36	30	111												
		4 A 9	36	4 A 9	36	4 O 10	40	4 O 10	40	3 O 10	30	1 B 8	8	1 C 7	7	6 B 8	8	48	27	245	9.07
		(DIPLOMA STUDENT) SGPI: SEM-III: 5.17 ; SEM-IV: 5.21 ; SEM-V: 5.70 ; SEM-VI: 5.11 ; SEM-VII: 6.64 ; CGPI: 6.15																			
		CREDITS: SEM-III: 24 ; SEM-IV: 28 ; SEM-V: 27 ; SEM-VI: 28 ; SEM-VII: 25																			
		MARKS: SEM-III:345/675; SEM-IV:411/825; SEM-V:405/750; SEM-VI:406/825; SEM-VII:424/700; TOTAL: 2579/4525 (56.99%)																			
/- FEMALE, #- 0.229, @- 0.5042/0.5043, *- 0.5045, \$- Carried Forward Grade, -- Dyslexia, A/ABS- Absent, F- Fails, P- Passes																					
RR- Reserved, RLE- Reserve for Lower Examination, RPV- Provisional, RCC- 0.5050, ADC- Admission Cancelled																					
G:Grade, GP:Grade Point, C:Credits, aC:Sum of Credit Points, aCG:Sum of Product of Credits & Grades																					
SGPI:Semester Grade Performance Index = aCG/aC, CGPI:Cumulative Grade Performance Index																					
% Marks : 80 and Above 75-79.99 70-74.99 60-69.99 50-59.99 45-49.99 40-44.99 Less Than 40																					
Grade / Gr. Pt. : O / 10 A / 9 B / 8 C / 7 D / 6 E / 5 P / 4 F / 0																					



SEAT_NO	NAME	<Course-I> Th(80/32) In(20/08) Total C G GP C*G	<Course-II> Th(80/32) In(20/08) Total C G GP C*G	<Course-III> Th(80/32) In(20/08) Total C G GP C*G	<Course-IV> Th(80/32) In(20/08) Total C G GP C*G	<Course-V> Th(80/32) In(20/08) Total C G GP C*G	> <Course-VI> Tw(25/10) Pr/Or(25/10) Total C G GP C*G	<Course-VII> Tw(25/10) Pr/Or(25/10) Total C G GP C*G	<Course-VIII> Tw(50/20) Pr/Or(100/40) Total C G GP C*G	RESULT	REMARK	TOTAL MARKS OUT OF 750
01.	MEC801	DESIGN OF MECH. SYSTEMS		02.	MEC802	INDUSTRIAL ENGG. & MGMT.		03.	MEC803	POWER ENGINEERING		
06.	MEDLO8043	RENEWABLE ENERGY SYSTEMS		08.	ILO8021	PROJECT MANAGEMENT		17.	MEL801	DESIGN OF MECH. SYSTEMS		
18.	MEL802	POWER ENGINEERING		19.	MEL803	PROJECT-II						
14281566	VASAIKAR AMEY ATUL RUPA											
		58	48	80	80	58	21	18	39			
		15	14	18	17	16	23	21	88	P		614
		73	62	98	97	74	44	39	127			
		4 B 8 32	4 C 7 28	4 O 10 40	4 O 10 40	3 B 8 24	1 O 10 10	1 A 9 9	6 O 10 60	27	243	9.00
		SGPI: SEM-I: 8.74 ; SEM-II: 7.56 ; SEM-III: 7.62 ; SEM-IV: 8.23 ; SEM-V: 7.15 ; SEM-VI: 7.72 ; SEM-VII: 7.84 ; CGPI: 7.99										
		CREDITS: SEM-I: 27 ; SEM-II: 27 ; SEM-III: 26 ; SEM-IV: 26 ; SEM-V: 27 ; SEM-VI: 25 ; SEM-VII: 25										
		MARKS: SEM-I:569/750; SEM-II:523/750; SEM-III:496/725; SEM-IV:615/825; SEM-V:529/775; SEM-VI:518/725; SEM-VII:494/700; TOTAL: 4358/6000 (72.63%)										
14281567	WAGH SNEHA RAJU VIMAL											
		42	74	77	77	64	19	18	35			
		15	18	12	17	16	18	19	79	P		600
		57	92	89	94	80	37	37	114			
		4 D 6 24	4 O 10 40	4 O 10 40	4 O 10 40	3 O 10 30	1 B 8 8	1 B 8 8	6 A 9 54	27	244	9.04
		(DIPLOMA STUDENT) SGPI: SEM-III: 6.38 ; SEM-IV: 6.38 ; SEM-V: 6.19 ; SEM-VI: 6.52 ; SEM-VII: 7.52 ; CGPI: 7.01										
		CREDITS: SEM-III: 26 ; SEM-IV: 26 ; SEM-V: 27 ; SEM-VI: 25 ; SEM-VII: 25										
		MARKS: SEM-III:421/725; SEM-IV:491/825; SEM-V:453/775; SEM-VI:442/725; SEM-VII:469/700; TOTAL: 2876/4500 (63.91%)										
14281568	WAINGANKAR ADITYA RAJAN RUCHI											
		64	70	77	70	67	18	23	42			
		16	14	20	18	18	19	23	83	P		642
		80	84	97	88	85	37	46	125			
		4 O 10 40	4 O 10 40	4 O 10 40	4 O 10 40	3 O 10 30	1 B 8 8	1 O 10 10	6 O 10 60	27	268	9.93
		(DIPLOMA STUDENT) SGPI: SEM-III: 8.12 ; SEM-IV: 6.69 ; SEM-V: 7.48 ; SEM-VI: 7.08 ; SEM-VII: 7.96 ; CGPI: 7.89										
		CREDITS: SEM-III: 26 ; SEM-IV: 26 ; SEM-V: 27 ; SEM-VI: 25 ; SEM-VII: 25										
		MARKS: SEM-III:517/725; SEM-IV:525/825; SEM-V:530/775; SEM-VI:489/725; SEM-VII:501/700; TOTAL: 3204/4500 (71.20%)										
/- FEMALE, #- 0.229, @- 0.5042/0.5043, *- 0.5045, \$- Carried Forward Grade, -- Dyslexia, A/ABS- Absent, F- Fails, P- Passes												
RR- Reserved, RLE- Reserve for Lower Examination, RPV- Provisional, RCC- 0.5050, ADC- Admission Cancelled												
G:Grade, GP:Grade Point, C:Credits, aC:Sum of Credit Points, aCG:Sum of Product of Credits & Grades												
SGPI:Semester Grade Performance Index = aCG/aC, CGPI:Cumulative Grade Performance Index												
% Marks : 80 and Above 75-79.99 70-74.99 60-69.99 50-59.99 45-49.99 40-44.99 Less Than 40												
Grade / Gr. Pt. : O / 10 A / 9 B / 8 C / 7 D / 6 E / 5 P / 4 F / 0												



SEAT_NO	NAME	<Course-I> Th(80/32) In(20/08) Total C G GP C*G	<Course-II> Th(80/32) In(20/08) Total C G GP C*G	<Course-III> Th(80/32) In(20/08) Total C G GP C*G	<Course-IV> Th(80/32) In(20/08) Total C G GP C*G	<Course-V> Th(80/32) In(20/08) Total C G GP C*G	> <Course-VI> Tw(25/10) Pr/Or(25/10) Total C G GP C*G	<Course-VII> Tw(25/10) Pr/Or(25/10) Total C G GP C*G	<Course-VIII> Tw(50/20) Pr/Or(100/40) Total C G GP C*G	RESULT	REMARK	TOTAL MARKS OUT OF 750
01.	MEC801	DESIGN OF MECH. SYSTEMS		02.	MEC802	INDUSTRIAL ENGG. & MGMT.		03.	MEC803	POWER ENGINEERING		
06.	MEDLO8043	RENEWABLE ENERGY SYSTEMS		10.	ILO8023	ENTREP. DEVELOP. & MGMT.		17.	MEL801	DESIGN OF MECH. SYSTEMS		
18.	MEL802	POWER ENGINEERING		19.	MEL803	PROJECT-II						
-----												
14281572	AMBOKAR PRANAY RAJAN RASIKA											
67	70	77	77	67	19	20	37					
14	16	12	17	17	17	18	88	P				633
81	86	89	94	84	36	38	125					
4 O 10	4 O 10	4 O 10	4 O 10	4 O 10	3 O 10	30	1 B 8 8	1 A 9 9	6 O 10	60	27 267	9.89
(DIPLOMA STUDENT)												
SGPI: SEM-III: 7.35 ; SEM-IV: 5.96 ; SEM-V: 7.22 ; SEM-VI: 8.32 ; SEM-VII: 8.96 ; CGPI: 7.95												
CREDITS: SEM-III: 26 ; SEM-IV: 26 ; SEM-V: 27 ; SEM-VI: 25 ; SEM-VII: 25												
MARKS: SEM-III:473/725; SEM-IV:503/825; SEM-V:517/775; SEM-VI:528/725; SEM-VII:537/700; TOTAL: 3191/4500 (70.91%)												
-----												
14281573	BHOSALE RUSHIKESH SUNIL RESHMA											
54	70	70	64	70	19	18	42					
14	9	13	15	10	17	19	90	P				594
68	79	83	79	80	36	37	132					
4 C 7	28 4 A 9	36 4 O 10	40 4 A 9	36 3 O 10	30	1 B 8 8	1 B 8 8	6 O 10	60	27 246	9.11	
(DIPLOMA STUDENT)												
SGPI: SEM-III: 5.92 ; SEM-IV: 6.08 ; SEM-V: 5.70 ; SEM-VI: 6.40 ; SEM-VII: 7.44 ; CGPI: 6.78												
CREDITS: SEM-III: 26 ; SEM-IV: 26 ; SEM-V: 27 ; SEM-VI: 25 ; SEM-VII: 25												
MARKS: SEM-III:408/725; SEM-IV:486/825; SEM-V:430/775; SEM-VI:438/725; SEM-VII:460/700; TOTAL: 2816/4500 (62.58%)												
-----												
14281574	CHAUDHARI DHIREN DINESH SANDHYA											
61	74	77	77	70	19	18	36					
12	12	11	14	10	19	18	75	P				603
73	86	88	91	80	38	36	111					
4 B 8	32 4 O 10	40 4 O 10	40 4 O 10	40 3 O 10	30	1 A 9 9	1 B 8 8	6 B 8	48	27 247	9.15	
(DIPLOMA STUDENT)												
SGPI: SEM-III: 6.12 ; SEM-IV: 5.82 ; SEM-V: 5.11 ; SEM-VI: 5.08 ; SEM-VII: 6.48 ; CGPI: 6.31												
CREDITS: SEM-III: 24 ; SEM-IV: 28 ; SEM-V: 27 ; SEM-VI: 25 ; SEM-VII: 25												
MARKS: SEM-III:401/675; SEM-IV:456/825; SEM-V:406/775; SEM-VI:373/725; SEM-VII:420/700; TOTAL: 2659/4450 (59.75%)												
-----												
/- FEMALE, #- 0.229, @- 0.5042/0.5043, *- 0.5045, \$- Carried Forward Grade, -- Dyslexia, A/ABS- Absent, F- Fails, P- Passes												
RR- Reserved, RLE- Reserve for Lower Examination, RPV- Provisional, RCC- 0.5050, ADC- Admission Cancelled												
G:Grade, GP:Grade Point, C:Credits, aC:Sum of Credit Points, aCG:Sum of Product of Credits & Grades												
SGPI:Semester Grade Performance Index = aCG/aC, CGPI:Cumulative Grade Performance Index												
% Marks : 80 and Above 75-79.99 70-74.99 60-69.99 50-59.99 45-49.99 40-44.99 Less Than 40												
Grade / Gr. Pt. : O / 10 A / 9 B / 8 C / 7 D / 6 E / 5 P / 4 F / 0												
-----												

SEAT_NO	NAME	<Course-I> Th(80/32) In(20/08) Total C G GP C*G	<Course-II> Th(80/32) In(20/08) Total C G GP C*G	<Course-III> Th(80/32) In(20/08) Total C G GP C*G	<Course-IV> Th(80/32) In(20/08) Total C G GP C*G	<Course-V> Th(80/32) In(20/08) Total C G GP C*G	> <Course-VI> Tw(25/10) Pr/Or(25/10) Total C G GP C*G	<Course-VII> Tw(25/10) Pr/Or(25/10) Total C G GP C*G	<Course-VIII> Tw(50/20) Pr/Or(100/40) Total C G GP C*G	RESULT	REMARK	TOTAL MARKS OUT OF 750	
01. MEC801	DESIGN OF MECH. SYSTEMS			02. MEC802	INDUSTRIAL ENGG. & MGMT.			03. MEC803	POWER ENGINEERING				
06. MEDLO8043	RENEWABLE ENERGY SYSTEMS			10. ILO8023	ENTREP. DEVELOP. & MGMT.			17. MEL801	DESIGN OF MECH. SYSTEMS				
18. MEL802	POWER ENGINEERING			19. MEL803	PROJECT-II								
14281575	DESHMUKH ABHISHEK KALYAN BHAGYASHREE												
		58	70	77	80	61	18	18	37				
		13	11	12	17	14	20	18	89	P		613	
		71	81	89	97	75	38	36	126				
		4 B 8 32	4 O 10 40	4 O 10 40	4 O 10 40	3 A 9 27	1 A 9 9	1 B 8 8	6 O 10 60	27	256	9.48	
	(DIPLOMA STUDENT)	SGPI: SEM-III: 6.96 ; SEM-IV: 7.04 ; SEM-V: 6.74 ; SEM-VI: 7.20 ; SEM-VII: 7.80 ; CGPI: 7.54											
		CREDITS: SEM-III: 26 ; SEM-IV: 26 ; SEM-V: 27 ; SEM-VI: 25 ; SEM-VII: 25											
		MARKS: SEM-III:473/725; SEM-IV:547/825; SEM-V:476/775; SEM-VI:476/725; SEM-VII:497/700; TOTAL: 3082/4500 (68.49%)											
14281576	DINDA SUMIT MONIMOY REENA												
		61	74	77	77	70	18	18	38				
		18	15	13	17	14	22	19	88	P		639	
		79	89	90	94	84	40	37	126				
		4 A 9 36	4 O 10 40	4 O 10 40	4 O 10 40	3 O 10 30	1 O 10 10	1 B 8 8	6 O 10 60	27	264	9.78	
	(DIPLOMA STUDENT)	SGPI: SEM-III: 6.23 ; SEM-IV: 6.23 ; SEM-V: 6.85 ; SEM-VI: 6.68 ; SEM-VII: 7.96 ; CGPI: 7.30											
		CREDITS: SEM-III: 26 ; SEM-IV: 26 ; SEM-V: 27 ; SEM-VI: 25 ; SEM-VII: 25											
		MARKS: SEM-III:431/725; SEM-IV:484/825; SEM-V:490/775; SEM-VI:457/725; SEM-VII:498/700; TOTAL: 2999/4500 (66.64%)											
14281577	DODIA KRISHIV KIRAN DAKSHA												
		67	70	80	77	70	18	20	37				
		13	18	12	16	14	19	17	77	P		625	
		80	88	92	93	84	37	37	114				
		4 O 10 40	4 O 10 40	4 O 10 40	4 O 10 40	3 O 10 30	1 B 8 8	1 B 8 8	6 A 9 54	27	260	9.63	
	(DIPLOMA STUDENT)	SGPI: SEM-III: 6.35 ; SEM-IV: 5.92 ; SEM-V: 5.78 ; SEM-VI: 6.04 ; SEM-VII: 6.64 ; CGPI: 6.74 @0.01											
		CREDITS: SEM-III: 26 ; SEM-IV: 26 ; SEM-V: 27 ; SEM-VI: 25 ; SEM-VII: 25											
		MARKS: SEM-III:424/725; SEM-IV:469/825; SEM-V:441/775; SEM-VI:413/725; SEM-VII:429/700; TOTAL: 2801/4500 (62.24%)											
/- FEMALE, #- 0.229, @- 0.5042/0.5043, *- 0.5045, \$- Carried Forward Grade, -- Dyslexia, A/ABS- Absent, F- Fails, P- Passes													
RR- Reserved, RLE- Reserve for Lower Examination, RPV- Provisional, RCC- 0.5050, ADC- Admission Cancelled													
G:Grade, GP:Grade Point, C:Credits, aC:Sum of Credit Points, aCG:Sum of Product of Credits & Grades													
SGPI:Semester Grade Performance Index = aCG/aC, CGPI:Cumulative Grade Performance Index													
% Marks : 80 and Above 75-79.99 70-74.99 60-69.99 50-59.99 45-49.99 40-44.99 Less Than 40													
Grade / Gr. Pt. : O / 10 A / 9 B / 8 C / 7 D / 6 E / 5 P / 4 F / 0													



SEAT_NO	NAME	<Course-I> Th(80/32) In(20/08) Total C G GP C*G	<Course-II> Th(80/32) In(20/08) Total C G GP C*G	<Course-III> Th(80/32) In(20/08) Total C G GP C*G	<Course-IV> Th(80/32) In(20/08) Total C G GP C*G	<Course-V> Th(80/32) In(20/08) Total C G GP C*G	> <Course-VI> Tw(25/10) Pr/Or(25/10) Total C G GP C*G	<Course-VII> Tw(25/10) Pr/Or(25/10) Total C G GP C*G	<Course-VIII> Tw(50/20) Pr/Or(100/40) Total C G GP C*G	RESULT	REMARK	TOTAL MARKS OUT OF 750
01. MEC801	DESIGN OF MECH. SYSTEMS			02. MEC802	INDUSTRIAL ENGG. & MGMT.			03. MEC803	POWER ENGINEERING			
06. MEDLO8043	RENEWABLE ENERGY SYSTEMS			10. ILO8023	ENTREP. DEVELOP. & MGMT.			17. MEL801	DESIGN OF MECH. SYSTEMS			
18. MEL802	POWER ENGINEERING			19. MEL803	PROJECT-II							
-----												
14281578	GHANEKAR MATEJ RAMESH ANJANA											
		58	74	77	77	67	19	18	42			
		17	14	12	15	14	20	16	86	P		626
		75	88	89	92	81	39	34	128			
		4 A 9 36	4 O 10 40	4 O 10 40	4 O 10 40	3 O 10 30	1 A 9 9	1 C 7 7	6 O 10 60	27	262	9.70
	(DIPLOMA STUDENT)	SGPI: SEM-III: 5.23 ; SEM-IV: 5.00 ; SEM-V: 6.00 ; SEM-VI: 6.00 ; SEM-VII: 6.92 ; CGPI: 6.49										
		CREDITS: SEM-III: 26 ; SEM-IV: 26 ; SEM-V: 27 ; SEM-VI: 25 ; SEM-VII: 25										
		MARKS: SEM-III:383/725; SEM-IV:395/825; SEM-V:431/775; SEM-VI:400/725; SEM-VII:447/700; TOTAL: 2682/4500 (59.60%)										
-----												
14281579	JOSHI HARSHAL KIRAN URVI											
		61	70	80	77	70	17	20	37			
		12	13	11	15	14	17	19	84	P		617
		73	83	91	92	84	34	39	121			
		4 B 8 32	4 O 10 40	4 O 10 40	4 O 10 40	3 O 10 30	1 C 7 7	1 A 9 9	6 O 10 60	27	258	9.56
	(DIPLOMA STUDENT)	SGPI: SEM-III: 5.23 ; SEM-IV: 5.12 ; SEM-V: 5.48 ; SEM-VI: 5.80 ; SEM-VII: 6.88 ; CGPI: 6.36										
		CREDITS: SEM-III: 26 ; SEM-IV: 26 ; SEM-V: 27 ; SEM-VI: 25 ; SEM-VII: 25										
		MARKS: SEM-III:365/725; SEM-IV:426/825; SEM-V:422/775; SEM-VI:406/725; SEM-VII:443/700; TOTAL: 2679/4500 (59.53%)										
-----												
14281580	KHEUR CHITRESH SANJAY SAMIDA											
		48	64	74	70	61	18	20	42			
		18	17	15	16	15	17	21	78	P		594
		66	81	89	86	76	35	41	120			
		4 C 7 28	4 O 10 40	4 O 10 40	4 O 10 40	3 A 9 27	1 B 8 8	1 O 10 10	6 O 10 60	27	253	9.37
	(DIPLOMA STUDENT)	SGPI: SEM-III: 6.92 ; SEM-IV: 6.50 ; SEM-V: 7.15 ; SEM-VI: 6.92 ; SEM-VII: 7.44 ; CGPI: 7.40										
		CREDITS: SEM-III: 26 ; SEM-IV: 26 ; SEM-V: 27 ; SEM-VI: 25 ; SEM-VII: 25										
		MARKS: SEM-III:465/725; SEM-IV:493/825; SEM-V:514/775; SEM-VI:460/725; SEM-VII:472/700; TOTAL: 2998/4500 (66.62%)										
-----												
/- FEMALE, #- 0.229, @- 0.5042/0.5043, *- 0.5045, \$- Carried Forward Grade, -- Dyslexia, A/ABS- Absent, F- Fails, P- Passes												
RR- Reserved, RLE- Reserve for Lower Examination, RPV- Provisional, RCC- 0.5050, ADC- Admission Cancelled												
G:Grade, GP:Grade Point, C:Credits, aC:Sum of Credit Points, aCG:Sum of Product of Credits & Grades												
SGPI:Semester Grade Performance Index = aCG/aC, CGPI:Cumulative Grade Performance Index												
% Marks : 80 and Above 75-79.99 70-74.99 60-69.99 50-59.99 45-49.99 40-44.99 Less Than 40												
Grade / Gr. Pt. : O / 10 A / 9 B / 8 C / 7 D / 6 E / 5 P / 4 F / 0												
-----												





SEAT_NO	NAME	<Course-I> Th(80/32) In(20/08) Total C G GP C*G	<Course-II> Th(80/32) In(20/08) Total C G GP C*G	<Course-III> Th(80/32) In(20/08) Total C G GP C*G	<Course-IV> Th(80/32) In(20/08) Total C G GP C*G	<Course-V> Th(80/32) In(20/08) Total C G GP C*G	> <Course-VI> Tw(25/10) Pr/Or(25/10) Total C G GP C*G	<Course-VII> Tw(25/10) Pr/Or(25/10) Total C G GP C*G	<Course-VIII> Tw(50/20) Pr/Or(100/40) Total C G GP C*G	RESULT	REMARK	TOTAL MARKS OUT OF 750
01.	MEC801	DESIGN OF MECH. SYSTEMS		02.	MEC802	INDUSTRIAL ENGG. & MGMT.		03.	MEC803	POWER ENGINEERING		
06.	MEDLO8043	RENEWABLE ENERGY SYSTEMS		16.	ILO8029	ENVIRONMENTAL MANAGEMENT		17.	MEL801	DESIGN OF MECH. SYSTEMS		
18.	MEL802	POWER ENGINEERING		19.	MEL803	PROJECT-II						
-----												
14281587	BHAMARE PRANAV PRAVIN VANDANA											
		61	61	80	67	77	19	20	42			
		12	16	11	16	14	21	20	90	P		627
		73	77	91	83	91	40	40	132			
		4 B 8 32	4 A 9 36	4 O 10 40	4 O 10 40	3 O 10 30	1 O 10 10	1 O 10 10	6 O 10 60	27	258	9.56
	(DIPLOMA STUDENT)	SGPI: SEM-III: 6.12 ; SEM-IV: 6.35 ; SEM-V: 7.26 ; SEM-VI: 6.72 ; SEM-VII: 7.08 ; CGPI: 7.20										
		CREDITS: SEM-III: 26 ; SEM-IV: 26 ; SEM-V: 27 ; SEM-VI: 25 ; SEM-VII: 25										
		MARKS: SEM-III:402/725; SEM-IV:503/825; SEM-V:513/775; SEM-VI:463/725; SEM-VII:465/700; TOTAL: 2973/4500 (66.07%)										
-----												
14281588	CHOUDHARY MAHENDRA OTARAM KAMLA											
		58	67	74	70	74	22	20	42			
		15	12	13	14	16	22	20	90	P		629
		73	79	87	84	90	44	40	132			
		4 B 8 32	4 A 9 36	4 O 10 40	4 O 10 40	3 O 10 30	1 O 10 10	1 O 10 10	6 O 10 60	27	258	9.56
	(DIPLOMA STUDENT)	SGPI: SEM-III: 6.54 ; SEM-IV: 6.54 ; SEM-V: 6.30 ; SEM-VI: 6.92 ; SEM-VII: 7.88 ; CGPI: 7.30										
		CREDITS: SEM-III: 26 ; SEM-IV: 26 ; SEM-V: 27 ; SEM-VI: 25 ; SEM-VII: 25										
		MARKS: SEM-III:453/725; SEM-IV:428/825; SEM-V:464/775; SEM-VI:464/725; SEM-VII:493/700; TOTAL: 2931/4500 (65.13%)										
-----												
01.	MEC801	DESIGN OF MECH. SYSTEMS		02.	MEC802	INDUSTRIAL ENGG. & MGMT.		03.	MEC803	POWER ENGINEERING		
07.	MEDLO8044	ENERGY MGMT. IN UTIL.SYS.		08.	ILO8021	PROJECT MANAGEMENT		17.	MEL801	DESIGN OF MECH. SYSTEMS		
18.	MEL802	POWER ENGINEERING		19.	MEL803	PROJECT-II						
-----												
14281589	/ALMEIDA SUSANA GODWIN EDNA											
		58	70	77	67	58	20	18	42			
		15	15	18	14	18	21	21	86	P		618
		73	85	95	81	76	41	39	128			
		4 B 8 32	4 O 10 40	4 O 10 40	4 O 10 40	3 A 9 27	1 O 10 10	1 A 9 9	6 O 10 60	27	258	9.56
		SGPI: SEM-I: 8.00 ; SEM-II: 8.22 ; SEM-III: 8.27 ; SEM-IV: 8.27 ; SEM-V: 7.48 ; SEM-VI: 7.20 ; SEM-VII: 8.88 ; CGPI: 8.24										
		CREDITS: SEM-I: 27 ; SEM-II: 27 ; SEM-III: 26 ; SEM-IV: 26 ; SEM-V: 27 ; SEM-VI: 25 ; SEM-VII: 25										
		MARKS: SEM-I:554/750; SEM-II:566/750; SEM-III:536/725; SEM-IV:607/825; SEM-V:546/775; SEM-VI:477/725; SEM-VII:558/700; TOTAL: 4462/6000 (74.37%)										
-----												
/- FEMALE, #- 0.229, @- 0.5042/0.5043, *- 0.5045, \$- Carried Forward Grade, ~- Dyslexia, A/ABS- Absent, F- Fails, P- Passes												
RR- Reserved, RLE- Reserve for Lower Examination, RPV- Provisional, RCC- 0.5050, ADC- Admission Cancelled												
G:Grade, GP:Grade Point, C:Credits, aC:Sum of Credit Points, aCG:Sum of Product of Credits & Grades												
SGPI:Semester Grade Performance Index = aCG/aC, CGPI:Cumulative Grade Performance Index												
% Marks : 80 and Above 75-79.99 70-74.99 60-69.99 50-59.99 45-49.99 40-44.99 Less Than 40												
Grade / Gr. Pt. : O / 10 A / 9 B / 8 C / 7 D / 6 E / 5 F / 4 F / 0												

SEAT_NO	NAME	<Course-I> Th(80/32) In(20/08) Total C G GP C*G	<Course-II> Th(80/32) In(20/08) Total C G GP C*G	<Course-III> Th(80/32) In(20/08) Total C G GP C*G	<Course-IV> Th(80/32) In(20/08) Total C G GP C*G	<Course-V> Th(80/32) In(20/08) Total C G GP C*G	> <Course-VI> Tw(25/10) Pr/Or(25/10) Total C G GP C*G	<Course-VII> Tw(25/10) Pr/Or(25/10) Total C G GP C*G	<Course-VIII> Tw(50/20) Pr/Or(100/40) Total C G GP C*G	RESULT	REMARK	TOTAL MARKS OUT OF 750								
01.	MEC801	DESIGN OF MECH. SYSTEMS		02.	MEC802	INDUSTRIAL ENGG. & MGMT.		03.	MEC803	POWER ENGINEERING										
07.	MEDLO8044	ENERGY MGMT. IN UTIL.SYS.		08.	ILO8021	PROJECT MANAGEMENT		17.	MEL801	DESIGN OF MECH. SYSTEMS										
18.	MEL802	POWER ENGINEERING		19.	MEL803	PROJECT-II														
14281590	AVINASH MOHANAN JAYASREE																			
		64	74	80	67	74	19	20	44											
		17	14	17	15	18	21	22	90	P		656								
		81	88	97	82	92	40	42	134											
		4 O 10	4 O 10	4 O 10	4 O 10	4 O 10	3 O 10	30	1 O 10	10	1 O 10	10	6 O 10	60	27	270	10.00			
		SGPI: SEM-I: 8.98 ; SEM-II: 8.85 ; SEM-III: 8.62 ; SEM-IV: 7.27 ; SEM-V: 7.19 ; SEM-VI: 7.20 ; SEM-VII: 9.08 ; CGPI: 8.41																		
		CREDITS: SEM-I: 27 ; SEM-II: 27 ; SEM-III: 26 ; SEM-IV: 26 ; SEM-V: 27 ; SEM-VI: 25 ; SEM-VII: 25																		
		MARKS: SEM-I:593/750; SEM-II:606/750; SEM-III:541/725; SEM-IV:550/825; SEM-V:515/775; SEM-VI:487/725; SEM-VII:564/700; TOTAL: 4512/6000 (75.20%)																		
14281591	BHAT KISHAN KIRAN KRISHNAVENI																			
		61	67	74	61	58	18	18	40											
		14	12	15	14	16	15	17	81	P		581								
		75	79	89	75	74	33	35	121											
		4 A 9	36	4 A 9	36	4 O 10	40	4 A 9	36	3 B 8	24	1 C 7	7	1 B 8	8	6 O 10	60	27	247	9.15
		SGPI: SEM-I: 6.54 ; SEM-II: 5.93 ; SEM-III: 5.35 ; SEM-IV: 5.27 ; SEM-V: 4.89 ; SEM-VI: 6.08 ; SEM-VII: 7.28 ; CGPI: 6.31																		
		CREDITS: SEM-I: 27 ; SEM-II: 27 ; SEM-III: 26 ; SEM-IV: 26 ; SEM-V: 27 ; SEM-VI: 25 ; SEM-VII: 25																		
		MARKS: SEM-I:475/750; SEM-II:432/750; SEM-III:372/725; SEM-IV:437/825; SEM-V:386/775; SEM-VI:413/725; SEM-VII:460/700; TOTAL: 3556/6000 (59.27%)																		
14281592	CHURI MANAS PRADEEP NIKETA																			
		61	70	80	61	61	21	21	42											
		15	13	16	16	18	14	17	80	P		606								
		76	83	96	77	79	35	38	122											
		4 A 9	36	4 O 10	40	4 O 10	40	4 A 9	36	3 A 9	27	1 B 8	8	1 A 9	9	6 O 10	60	27	256	9.48
		SGPI: SEM-I: 6.00 ; SEM-II: 6.00 ; SEM-III: 5.69 ; SEM-IV: 5.85 ; SEM-V: 6.56 ; SEM-VI: 6.40 ; SEM-VII: 7.28 ; CGPI: 6.66 @0.09																		
		CREDITS: SEM-I: 27 ; SEM-II: 27 ; SEM-III: 26 ; SEM-IV: 26 ; SEM-V: 27 ; SEM-VI: 25 ; SEM-VII: 25																		
		MARKS: SEM-I:431/750; SEM-II:418/750; SEM-III:406/725; SEM-IV:472/825; SEM-V:460/775; SEM-VI:435/725; SEM-VII:453/700; TOTAL: 3681/6000 (61.35%)																		
/- FEMALE, #- 0.229, @- 0.5042/0.5043, *- 0.5045, \$- Carried Forward Grade, -- Dyslexia, A/ABS- Absent, F- Fails, P- Passes																				
RR- Reserved, RLE- Reserve for Lower Examination, RPV- Provisional, RCC- 0.5050, ADC- Admission Cancelled																				
G:Grade, GP:Grade Point, C:Credits, aC:Sum of Credit Points, aCG:Sum of Product of Credits & Grades																				
SGPI:Semester Grade Performance Index = aCG/aC, CGPI:Cumulative Grade Performance Index																				
% Marks : 80 and Above 75-79.99 70-74.99 60-69.99 50-59.99 45-49.99 40-44.99 Less Than 40																				
Grade / Gr. Pt. : O / 10 A / 9 B / 8 C / 7 D / 6 E / 5 P / 4 F / 0																				

SEAT_NO	NAME	<Course-I> Th(80/32) In(20/08) Total C G GP C*G	<Course-II> Th(80/32) In(20/08) Total C G GP C*G	<Course-III> Th(80/32) In(20/08) Total C G GP C*G	<Course-IV> Th(80/32) In(20/08) Total C G GP C*G	<Course-V> Th(80/32) In(20/08) Total C G GP C*G	> Pr/Or(25/10) Total C G GP C*G	<Course-VI> Tw(25/10) Pr/Or(25/10) Total C G GP C*G	<Course-VII> Tw(25/10) Pr/Or(100/40) Total C G GP C*G	<Course-VIII> Tw(50/20) Pr/Or(100/40) Total C G GP C*G	RESULT	REMARK	TOTAL MARKS OUT OF 750
01.	MEC801	DESIGN OF MECH. SYSTEMS		02.	MEC802	INDUSTRIAL ENGG. & MGMT.		03.	MEC803	POWER ENGINEERING			
07.	MEDLO8044	ENERGY MGMT. IN UTIL.SYS.		08.	ILO8021	PROJECT MANAGEMENT		17.	MEL801	DESIGN OF MECH. SYSTEMS			
18.	MEL802	POWER ENGINEERING		19.	MEL803	PROJECT-II							
14281593	GEEDH PRUTHVI	OMKAR SHAIVALI											
	64	70	74	70	70	14	14	35					
	11	13	17	17	20	14	14	75	P				592
	75	83	91	87	90	28	28	110					
	4 A 9	36 4 O 10	40 4 O 10	40 4 O 10	40 4 O 10	30 3 O 10	30 1 D 6	6 6 1 D 6	6 6 6 B 8	48 27	246	9.11	
	SGPI: SEM-I: 6.07 ; SEM-II: 6.69 ; SEM-III: 5.88 ; SEM-IV: 5.31 ; SEM-V: 5.48 ; SEM-VI: 5.32 ; SEM-VII: 7.16 ; CGPI: 6.39												
	CREDITS: SEM-I: 27 ; SEM-II: 27 ; SEM-III: 26 ; SEM-IV: 26 ; SEM-V: 27 ; SEM-VI: 25 ; SEM-VII: 25												
	MARKS: SEM-I:436/750; SEM-II:478/750; SEM-III:408/725; SEM-IV:428/825; SEM-V:412/775; SEM-VI:376/725; SEM-VII:437/700; TOTAL: 3567/6000 (59.45%)												
14281594	GUPTA AASHISH	VIJAY SONA											
	64	70	80	64	67	19	22	42					
	17	14	20	16	17	22	17	87	P				638
	81	84	100	80	84	41	39	129					
	4 O 10	40 4 O 10	40 4 O 10	40 4 O 10	40 4 O 10	30 3 O 10	30 1 O 10	10 1 A 9	9 9 6 O 10	60 27	269	9.96	
	SGPI: SEM-I: 7.96 ; SEM-II: 8.48 ; SEM-III: 8.92 ; SEM-IV: 7.62 ; SEM-V: 8.89 ; SEM-VI: 7.76 ; SEM-VII: 8.00 ; CGPI: 8.46												
	CREDITS: SEM-I: 27 ; SEM-II: 27 ; SEM-III: 26 ; SEM-IV: 26 ; SEM-V: 27 ; SEM-VI: 25 ; SEM-VII: 25												
	MARKS: SEM-I:547/750; SEM-II:579/750; SEM-III:568/725; SEM-IV:585/825; SEM-V:606/775; SEM-VI:510/725; SEM-VII:510/700; TOTAL: 4543/6000 (75.72%)												
14281595	KARPE HERAMB	SUNIL VAISHALI											
	61	74	77	70	67	14	18	40					
	14	15	18	15	15	17	16	75	P				606
	75	89	95	85	82	31	34	115					
	4 A 9	36 4 O 10	40 4 O 10	40 4 O 10	40 4 O 10	30 3 O 10	30 1 C 7	7 7 1 C 7	7 7 6 A 9	54 27	254	9.41	
	SGPI: SEM-I: 7.20 ; SEM-II: 7.15 ; SEM-III: 6.42 ; SEM-IV: 6.73 ; SEM-V: 6.89 ; SEM-VI: 6.64 ; SEM-VII: 7.80 ; CGPI: 7.29												
	CREDITS: SEM-I: 27 ; SEM-II: 27 ; SEM-III: 26 ; SEM-IV: 26 ; SEM-V: 27 ; SEM-VI: 25 ; SEM-VII: 25												
	MARKS: SEM-I:495/750; SEM-II:509/750; SEM-III:434/725; SEM-IV:528/825; SEM-V:482/775; SEM-VI:450/725; SEM-VII:482/700; TOTAL: 3986/6000 (66.43%)												
/- FEMALE, #- 0.229, @- 0.5042/0.5043, *- 0.5045, \$- Carried Forward Grade, -- Dyslexia, A/ABS- Absent, F- Fails, P- Passes													
RR- Reserved, RLE- Reserve for Lower Examination, RPV- Provisional, RCC- 0.5050, ADC- Admission Cancelled													
G:Grade, GP:Grade Point, C:Credits, aC:Sum of Credit Points, aCG:Sum of Product of Credits & Grades													
SGPI:Semester Grade Performance Index = aCG/aC, CGPI:Cumulative Grade Performance Index													
% Marks : 80 and Above 75-79.99 70-74.99 60-69.99 50-59.99 45-49.99 40-44.99 Less Than 40													
Grade / Gr. Pt. : O / 10 A / 9 B / 8 C / 7 D / 6 E / 5 P / 4 F / 0													

SEAT_NO	NAME	<Course-I> Th(80/32) In(20/08) Total C G GP C*G	<Course-II> Th(80/32) In(20/08) Total C G GP C*G	<Course-III> Th(80/32) In(20/08) Total C G GP C*G	<Course-IV> Th(80/32) In(20/08) Total C G GP C*G	<Course-V> Th(80/32) In(20/08) Total C G GP C*G	> <Course-VI> Tw(25/10) Pr/Or(25/10) Total C G GP C*G	<Course-VII> Tw(25/10) Pr/Or(25/10) Total C G GP C*G	<Course-VIII> Tw(50/20) Pr/Or(100/40) Total C G GP C*G	RESULT	REMARK	TOTAL MARKS OUT OF 750								
01.	MEC801	DESIGN OF MECH. SYSTEMS		02.	MEC802	INDUSTRIAL ENGG. & MGMT.		03.	MEC803	POWER ENGINEERING										
07.	MEDLO8044	ENERGY MGMT. IN UTIL.SYS.		08.	ILO8021	PROJECT MANAGEMENT		17.	MEL801	DESIGN OF MECH. SYSTEMS										
18.	MEL802	POWER ENGINEERING		19.	MEL803	PROJECT-II														
-----																				
14281596 /KESARKAR VAISHNAVI VIDHYADHAR MADHURIKA																				
		67	74	80	70	70	20	21	42											
		16	15	17	16	16	22	20	90	P		656								
		83	89	97	86	86	42	41	132											
		4 O 10	4 O 10	4 O 10	4 O 10	4 O 10	3 O 10	30	1 O 10	10	1 O 10	10	6 O 10	60	27	270	10.00			
		SGPI: SEM-I: 6.52 ; SEM-II: 6.48 ; SEM-III: 5.85 ; SEM-IV: 5.38 ; SEM-V: 5.33 ; SEM-VI: 6.40 ; SEM-VII: 7.44 ; CGPI: 6.68 @0.07																		
		CREDITS: SEM-I: 27 ; SEM-II: 27 ; SEM-III: 26 ; SEM-IV: 26 ; SEM-V: 27 ; SEM-VI: 25 ; SEM-VII: 25																		
		MARKS: SEM-I:457/750; SEM-II:451/750; SEM-III:400/725; SEM-IV:435/825; SEM-V:412/775; SEM-VI:438/725; SEM-VII:467/700; TOTAL: 3716/6000 (61.93%)																		
-----																				
14281597 NIJAP SIDDHESH KRISHNA KANCHAN																				
		61	64	77	61	70	18	19	44											
		17	13	12	15	15	17	19	85	P		607								
		78	77	89	76	85	35	38	129											
		4 A 9	36	4 A 9	36	4 O 10	40	4 A 9	36	3 O 10	30	1 B 8	8	1 A 9	9	6 O 10	60	27	255	9.44
		(DIPLOMA STUDENT) SGPI: SEM-III: 6.46 ; SEM-IV: 6.58 ; SEM-V: 6.30 ; SEM-VI: 7.20 ; SEM-VII: 8.00 ; CGPI: 7.33																		
		CREDITS: SEM-III: 26 ; SEM-IV: 26 ; SEM-V: 27 ; SEM-VI: 25 ; SEM-VII: 25																		
		MARKS: SEM-III:422/725; SEM-IV:527/825; SEM-V:455/775; SEM-VI:472/725; SEM-VII:489/700; TOTAL: 2972/4500 (66.04%)																		
-----																				
14281598 PALIWAL VAIBHAV BHAGWATILAL SHYAMA																				
		58	67	77	61	70	14	15	37											
		13	13	16	17	17	17	16	82	P		590								
		71	80	93	78	87	31	31	119											
		4 B 8	32	4 O 10	40	4 O 10	40	4 A 9	36	3 O 10	30	1 C 7	7	1 C 7	7	6 A 9	54	27	246	9.11
		SGPI: SEM-I: 6.94 ; SEM-II: 7.04 ; SEM-III: 7.08 ; SEM-IV: 7.12 ; SEM-V: 7.33 ; SEM-VI: 6.36 ; SEM-VII: 7.76 ; CGPI: 7.35																		
		CREDITS: SEM-I: 27 ; SEM-II: 27 ; SEM-III: 26 ; SEM-IV: 26 ; SEM-V: 27 ; SEM-VI: 25 ; SEM-VII: 25																		
		MARKS: SEM-I:486/750; SEM-II:481/750; SEM-III:475/725; SEM-IV:544/825; SEM-V:523/775; SEM-VI:437/725; SEM-VII:493/700; TOTAL: 4029/6000 (67.15%)																		
-----																				
/- FEMALE, #- 0.229, @- 0.5042/0.5043, *- 0.5045, \$- Carried Forward Grade, -- Dyslexia, A/ABS- Absent, F- Fails, P- Passes																				
RR- Reserved, RLE- Reserve for Lower Examination, RPV- Provisional, RCC- 0.5050, ADC- Admission Cancelled																				
G:Grade, GP:Grade Point, C:Credits, aC:Sum of Credit Points, aCG:Sum of Product of Credits & Grades																				
SGPI:Semester Grade Performance Index = aCG/aC, CGPI:Cumulative Grade Performance Index																				
% Marks : 80 and Above 75-79.99 70-74.99 60-69.99 50-59.99 45-49.99 40-44.99 Less Than 40																				
Grade / Gr. Pt. : O / 10 A / 9 B / 8 C / 7 D / 6 E / 5 P / 4 F / 0																				

SEAT_NO	NAME	<Course-I> Th(80/32) In(20/08) Total C G GP C*G	<Course-II> Th(80/32) In(20/08) Total C G GP C*G	<Course-III> Th(80/32) In(20/08) Total C G GP C*G	<Course-IV> Th(80/32) In(20/08) Total C G GP C*G	<Course-V> Th(80/32) In(20/08) Total C G GP C*G	> <Course-VI> Tw(25/10) Pr/Or(25/10) Total C G GP C*G	<Course-VII> Tw(25/10) Pr/Or(25/10) Total C G GP C*G	<Course-VIII> Tw(50/20) Pr/Or(100/40) Total C G GP C*G	RESULT	REMARK	TOTAL MARKS OUT OF 750
01.	MEC801		DESIGN OF MECH. SYSTEMS	02.	MEC802	INDUSTRIAL ENGG. & MGMT.	03.	MEC803	POWER ENGINEERING			
07.	MEDLO8044		ENERGY MGMT. IN UTIL.SYS.	08.	ILO8021	PROJECT MANAGEMENT	17.	MEL801	DESIGN OF MECH. SYSTEMS			
18.	MEL802		POWER ENGINEERING	19.	MEL803	PROJECT-II						
14281599	PANDEY JAYESH ANIL SHUBHANGI											
		58	64	74	61	67	17	17	42			
		15	14	19	17	16	17	19	86	P		603
		73	78	93	78	83	34	36	128			
		4 B 8 32	4 A 9 36	4 O 10 40	4 A 9 36	3 O 10 30	1 C 7 7	1 B 8 8	6 O 10 60	27 249	9.22	
		SGPI: SEM-I: 7.52 ; SEM-II: 7.59 ; SEM-III: 7.73 ; SEM-IV: 7.31 ; SEM-V: 7.15 ; SEM-VI: 7.08 ; SEM-VII: 7.76 ; CGPI: 7.68 @0.07										
		CREDITS: SEM-I: 27 ; SEM-II: 27 ; SEM-III: 26 ; SEM-IV: 26 ; SEM-V: 27 ; SEM-VI: 25 ; SEM-VII: 25										
		MARKS: SEM-I:510/750; SEM-II:518/750; SEM-III:497/725; SEM-IV:553/825; SEM-V:515/775; SEM-VI:483/725; SEM-VII:475/700; TOTAL: 4154/6000 (69.23%)										
14281600	PARAB YOGESH PRABHAKAR PRAJAKTA											
		64	70	77	54	67	20	18	44			
		17	14	12	18	15	18	22	87	P		617
		81	84	89	72	82	38	40	131			
		4 O 10 40	4 O 10 40	4 O 10 40	4 B 8 32	3 O 10 30	1 A 9 9	1 O 10 10	6 O 10 60	27 261	9.67	
		(DIPLOMA STUDENT) SGPI: SEM-III: 7.38 ; SEM-IV: 5.62 ; SEM-V: 6.56 ; SEM-VI: 6.56 ; SEM-VII: 7.76 ; CGPI: 7.27										
		CREDITS: SEM-III: 26 ; SEM-IV: 26 ; SEM-V: 27 ; SEM-VI: 25 ; SEM-VII: 25										
		MARKS: SEM-III:473/725; SEM-IV:463/825; SEM-V:479/775; SEM-VI:448/725; SEM-VII:478/700; TOTAL: 2958/4500 (65.73%)										
14281601	PAWAR GAURAV SAGAR ARCHANA											
		64	51	61	58	58	17	18	42			
		16	14	15	18	19	19	17	82	P		569
		80	65	76	76	77	36	35	124			
		4 O 10 40	4 C 7 28	4 A 9 36	4 A 9 36	3 A 9 27	1 B 8 8	1 B 8 8	6 O 10 60	27 243	9.00	
		SGPI: SEM-I: 8.56 ; SEM-II: 7.26 ; SEM-III: 6.92 ; SEM-IV: 6.81 ; SEM-V: 7.11 ; SEM-VI: 5.48 ; SEM-VII: 7.16 ; CGPI: 7.31										
		CREDITS: SEM-I: 27 ; SEM-II: 27 ; SEM-III: 26 ; SEM-IV: 26 ; SEM-V: 27 ; SEM-VI: 25 ; SEM-VII: 25										
		MARKS: SEM-I:554/750; SEM-II:517/750; SEM-III:459/725; SEM-IV:516/825; SEM-V:506/775; SEM-VI:390/725; SEM-VII:456/700; TOTAL: 3967/6000 (66.12%)										
/- FEMALE, #- 0.229, @- 0.5042/0.5043, *- 0.5045, \$- Carried Forward Grade, -- Dyslexia, A/ABS- Absent, F- Fails, P- Passes												
RR- Reserved, RLE- Reserve for Lower Examination, RPV- Provisional, RCC- 0.5050, ADC- Admission Cancelled												
G:Grade, GP:Grade Point, C:Credits, aC:Sum of Credit Points, aCG:Sum of Product of Credits & Grades												
SGPI:Semester Grade Performance Index = aCG/aC, CGPI:Cumulative Grade Performance Index												
% Marks : 80 and Above 75-79.99 70-74.99 60-69.99 50-59.99 45-49.99 40-44.99 Less Than 40												
Grade / Gr. Pt. : O / 10 A / 9 B / 8 C / 7 D / 6 E / 5 P / 4 F / 0												



SEAT_NO	NAME	<Course-I> Th(80/32) In(20/08) Total C G GP C*G	<Course-II> Th(80/32) In(20/08) Total C G GP C*G	<Course-III> Th(80/32) In(20/08) Total C G GP C*G	<Course-IV> Th(80/32) In(20/08) Total C G GP C*G	<Course-V> Th(80/32) In(20/08) Total C G GP C*G	> <Course-VI> Tw(25/10) Pr/Or(25/10) Total C G GP C*G	<Course-VII> Tw(25/10) Pr/Or(25/10) Total C G GP C*G	<Course-VIII> Tw(50/20) Pr/Or(100/40) Total C G GP C*G	RESULT	REMARK	TOTAL MARKS OUT OF 750
01.	MEC801	DESIGN OF MECH. SYSTEMS		02.	MEC802	INDUSTRIAL ENGG. & MGMT.		03.	MEC803	POWER ENGINEERING		
07.	MEDLO8044	ENERGY MGMT. IN UTIL.SYS.		08.	ILO8021	PROJECT MANAGEMENT		17.	MEL801	DESIGN OF MECH. SYSTEMS		
18.	MEL802	POWER ENGINEERING		19.	MEL803	PROJECT-II						
14281602	PAWAR PRATHMESH PRAKASH JYOTI											
		54	70	77	61	64	18	19	37			
		14	13	17	16	17	18	18	90	P		603 #10
		68	83	94	77	81	36	37	127			
		4 C 7 28	4 O 10 40	4 O 10 40	4 A 9 36	3 O 10 30	1 B 8 8	1 B 8 8	6 O 10 60	27 250	9.26	#0.10
		SGPI: SEM-I: 7.56 ; SEM-II: 7.04 ; SEM-III: 7.23 ; SEM-IV: 7.38 ; SEM-V: 7.41 ; SEM-VI: 7.92 ; SEM-VII: 8.40 ; CGPI: 7.79										
		CREDITS: SEM-I: 27 ; SEM-II: 27 ; SEM-III: 26 ; SEM-IV: 26 ; SEM-V: 27 ; SEM-VI: 25 ; SEM-VII: 25										
		MARKS: SEM-I:534/750; SEM-II:497/750; SEM-III:482/725; SEM-IV:576/825; SEM-V:521/775; SEM-VI:516/725; SEM-VII:537/700; TOTAL: 4276/6000 (71.27%)										
14281603	PAWAR SUMIT SAHADEV SADHANA											
		64	67	74	64	61	22	19	41			
		16	13	16	16	15	20	15	92	P		615 #10
		80	80	90	80	76	42	34	133			
		4 O 10 40	4 O 10 40	4 O 10 40	4 O 10 40	3 A 9 27	1 O 10 10	1 C 7 7	6 O 10 60	27 264	9.78	#0.10
		SGPI: SEM-I: 7.02 ; SEM-II: 7.48 ; SEM-III: 8.08 ; SEM-IV: 7.12 ; SEM-V: 7.11 ; SEM-VI: 7.60 ; SEM-VII: 8.08 ; CGPI: 7.80										
		CREDITS: SEM-I: 27 ; SEM-II: 27 ; SEM-III: 26 ; SEM-IV: 26 ; SEM-V: 27 ; SEM-VI: 25 ; SEM-VII: 25										
		MARKS: SEM-I:487/750; SEM-II:505/750; SEM-III:524/725; SEM-IV:543/825; SEM-V:510/775; SEM-VI:509/725; SEM-VII:496/700; TOTAL: 4199/6000 (69.98%)										
14281604	/PRABHU PRASEEDA RAMMOHAN SASIKALA											
		61	70	74	61	67	20	20	42			
		16	14	19	16	19	21	20	92	P		632 #10
		77	84	93	77	86	41	40	134			
		4 A 9 36	4 O 10 40	4 O 10 40	4 A 9 36	3 O 10 30	1 O 10 10	1 O 10 10	6 O 10 60	27 262	9.70	#0.10
		SGPI: SEM-I: 8.48 ; SEM-II: 8.26 ; SEM-III: 7.46 ; SEM-IV: 7.12 ; SEM-V: 7.33 ; SEM-VI: 7.92 ; SEM-VII: 8.16 ; CGPI: 8.07										
		CREDITS: SEM-I: 27 ; SEM-II: 27 ; SEM-III: 26 ; SEM-IV: 26 ; SEM-V: 27 ; SEM-VI: 25 ; SEM-VII: 25										
		MARKS: SEM-I:569/750; SEM-II:563/750; SEM-III:490/725; SEM-IV:567/825; SEM-V:534/775; SEM-VI:528/725; SEM-VII:510/700; TOTAL: 4403/6000 (73.38%)										
/- FEMALE, #- 0.229, @- 0.5042/0.5043, *- 0.5045, \$- Carried Forward Grade, -- Dyslexia, A/ABS- Absent, F- Fails, P- Passes												
RR- Reserved, RLE- Reserve for Lower Examination, RPV- Provisional, RCC- 0.5050, ADC- Admission Cancelled												
G:Grade, GP:Grade Point, C:Credits, aC:Sum of Credit Points, aCG:Sum of Product of Credits & Grades												
SGPI:Semester Grade Performance Index = aCG/aC, CGPI:Cumulative Grade Performance Index												
% Marks : 80 and Above 75-79.99 70-74.99 60-69.99 50-59.99 45-49.99 40-44.99 Less Than 40												
Grade / Gr. Pt. : O / 10 A / 9 B / 8 C / 7 D / 6 E / 5 P / 4 F / 0												

SEAT_NO	NAME	<Course-I> Th(80/32) In(20/08) Total C G GP C*G	<Course-II> Th(80/32) In(20/08) Total C G GP C*G	<Course-III> Th(80/32) In(20/08) Total C G GP C*G	<Course-IV> Th(80/32) In(20/08) Total C G GP C*G	<Course-V> Th(80/32) In(20/08) Total C G GP C*G	> <Course-VI> Tw(25/10) Pr/Or(25/10) Total C G GP C*G	<Course-VII> Tw(25/10) Pr/Or(25/10) Total C G GP C*G	<Course-VIII> Tw(50/20) Pr/Or(100/40) Total C G GP C*G	RESULT	REMARK	TOTAL MARKS OUT OF 750
---------	------	-------------------------------------------------------------	--------------------------------------------------------------	---------------------------------------------------------------	--------------------------------------------------------------	-------------------------------------------------------------	-------------------------------------------------------------------	------------------------------------------------------------------	--------------------------------------------------------------------	--------	--------	---------------------------

01. MEC801	DESIGN OF MECH. SYSTEMS	02. MEC802	INDUSTRIAL ENGG. & MGMT.	03. MEC803	POWER ENGINEERING
07. MEDLO8044	ENERGY MGMT. IN UTIL.SYS.	08. ILO8021	PROJECT MANAGEMENT	17. MEL801	DESIGN OF MECH. SYSTEMS
18. MEL802	POWER ENGINEERING	19. MEL803	PROJECT-II		

14281605 /SONDAGAR VARSHA JITENDRABHAI RAMILABEN

58	70	74	61	67	22	18	44					
18	14	12	15	16	20	22	84	P				615
76	84	86	76	83	42	40	128					
4 A 9 36	4 O 10 40	4 O 10 40	4 A 9 36	3 O 10 30	1 O 10 10	1 O 10 10	6 O 10 60	27	262	9.70		

(DIPLOMA STUDENT)

SGPI: SEM-III: 6.31 ; SEM-IV: 6.85 ; SEM-V: 7.07 ; SEM-VI: 7.12 ; SEM-VII: 7.60 ; CGPI: 7.45  
 CREDITS: SEM-III: 26 ; SEM-IV: 26 ; SEM-V: 27 ; SEM-VI: 25 ; SEM-VII: 25  
 MARKS: SEM-III:427/725; SEM-IV:541/825; SEM-V:500/775; SEM-VI:487/725; SEM-VII:489/700; TOTAL: 3059/4500 (67.98%)

01. MEC801	DESIGN OF MECH. SYSTEMS	02. MEC802	INDUSTRIAL ENGG. & MGMT.	03. MEC803	POWER ENGINEERING
07. MEDLO8044	ENERGY MGMT. IN UTIL.SYS.	10. ILO8023	ENTREP. DEVELOP. & MGMT.	17. MEL801	DESIGN OF MECH. SYSTEMS
18. MEL802	POWER ENGINEERING	19. MEL803	PROJECT-II		

14281606 SARGAR SAMADHAN POPAT AKUBAI

54	70	74	58	51	17	16	35					
13	13	15	12	13	15	15	81	P	RLE			552
67	83	89	70	64	32	31	116					
4 C 7 28	4 O 10 40	4 O 10 40	4 B 8 32	3 C 7 21	1 C 7 7	1 C 7 7	6 A 9 54	27	229	8.48		

SGPI: SEM-I: 5.37 ; SEM-II: 5.52 ; SEM-III: 5.19 ; SEM-IV: 5.31 ; SEM-V: -- ; SEM-VI: -- ; SEM-VII: 6.32 ; CGPI: --  
 CREDITS: SEM-I: 27 ; SEM-II: 27 ; SEM-III: 26 ; SEM-IV: 26 ; SEM-V: -- ; SEM-VI: -- ; SEM-VII: 25  
 MARKS: SEM-I:409/750; SEM-II:409/750; SEM-III:359/725; SEM-IV:430/825; SEM-V: -- ; SEM-VI: -- ; SEM-VII:400/700; TOTAL: --

14281607 SUTHAR HARSHAL VISHNUPRASAD DHARMISTHA

64	74	80	61	58	18	16	36					
12	11	16	13	12	17	14	80	P				582
76	85	96	74	70	35	30	116					
4 A 9 36	4 O 10 40	4 O 10 40	4 B 8 32	3 B 8 24	1 B 8 8	1 C 7 7	6 A 9 54	27	241	8.93		

SGPI: SEM-I: 6.91 ; SEM-II: 6.52 ; SEM-III: 6.27 ; SEM-IV: 6.12 ; SEM-V: 6.67 ; SEM-VI: 6.20 ; SEM-VII: 6.36 ; CGPI: 6.76  
 CREDITS: SEM-I: 27 ; SEM-II: 27 ; SEM-III: 26 ; SEM-IV: 26 ; SEM-V: 27 ; SEM-VI: 25 ; SEM-VII: 25  
 MARKS: SEM-I:481/750; SEM-II:451/750; SEM-III:419/725; SEM-IV:490/825; SEM-V:471/775; SEM-VI:436/725; SEM-VII:402/700; TOTAL: 3732/6000 (62.20%)

/- FEMALE, #- 0.229, @- 0.5042/0.5043, \*- 0.5045, \$- Carried Forward Grade, ~- Dyslexia, A/ABS- Absent, F- Fails, P- Passes

RR- Reserved, RLE- Reserve for Lower Examination, RPV- Provisional, RCC- 0.5050, ADC- Admission Cancelled

G:Grade, GP:Grade Point, C:Credits, ãC:Sum of Credit Points, ãCG:Sum of Product of Credits &amp; Grades

SGPI:Semester Grade Performance Index = ãCG/ãC, CGPI:Cumulative Grade Performance Index

% Marks : 80 and Above 75-79.99 70-74.99 60-69.99 50-59.99 45-49.99 40-44.99 Less Than 40

Grade / Gr. Pt. : O / 10 A / 9 B / 8 C / 7 D / 6 E / 5 P / 4 F / 0

SEAT_NO	NAME	<Course-I>	<Course-II>	<Course-III>	<Course-IV>	<Course-V>	<Course-VI>	<Course-VII>	<Course-VIII>	RESULT	REMARK	TOTAL MARKS OUT OF 750
		Th(80/32)	Th(80/32)	Th(80/32)	Th(80/32)	Th(80/32)	Tw(25/10)	Tw(25/10)	Tw(50/20)			
		In(20/08)	In(20/08)	In(20/08)	In(20/08)	In(20/08)	Pr/Or(25/10)	Pr/Or(25/10)	Pr/Or(100/40)	aC	aCG	SGPI
		Total	Total	Total	Total	Total	Total	Total	Total			
		C G GP C*G	C G GP C*G	C G GP C*G	C G GP C*G	C G GP C*G	C G GP C*G	C G GP C*G	C G GP C*G			
01. MEC801	DESIGN OF MECH. SYSTEMS	02. MEC802	INDUSTRIAL ENGG. & MGMT.	03. MEC803	POWER ENGINEERING							
06. MEDLO8043	RENEWABLE ENERGY SYSTEMS	16. ILO8029	ENVIRONMENTAL MANAGEMENT	17. MEL801	DESIGN OF MECH. SYSTEMS							
18. MEL802	POWER ENGINEERING	19. MEL803	PROJECT-II									
-----												
14281608	BHORANIYA MOHAMMAD ASHFAQ RIZWANA											
		58	80	74	74	71	23	23	48			
		15	19	19	16	15	20	22	96		P	673
		73	99	93	90	86	43	45	144			
		4 B 8 32	4 0 10	4 0 10	4 0 10	4 0 10	3 0 10	3 0 10	6 0 10	60	27	262 9.70
		SGPI: SEM-I: 6.07 ; SEM-II: 6.76 ; SEM-III: 6.00 ; SEM-IV: 6.65 ; SEM-V: 6.22 ; SEM-VI: 6.56 ; SEM-VII: 6.80 ; CGPI: 6.85										
		CREDITS: SEM-I: 27 ; SEM-II: 27 ; SEM-III: 26 ; SEM-IV: 26 ; SEM-V: 27 ; SEM-VI: 25 ; SEM-VII: 25										
		MARKS: SEM-I:433/750; SEM-II:471/750; SEM-III:418/725; SEM-IV:517/825; SEM-V:452/775; SEM-VI:449/725; SEM-VII:422/700; TOTAL: 3835/6000 (63.92%)										
-----												
14281609	AKUMALLA LUKMANHAKIM ABUBAKARSADIQ FATHIMA											
		68	77	77	77	74	23	21	48			
		18	20	15	17	20	22	21	97		P	695
		86	97	92	94	94	45	42	145			
		4 0 10	4 0 10	4 0 10	4 0 10	4 0 10	3 0 10	3 0 10	6 0 10	60	27	270 10.00
	(DIPLOMA STUDENT)	SGPI: SEM-III: 7.31 ; SEM-IV: 7.65 ; SEM-V: 7.15 ; SEM-VI: 7.04 ; SEM-VII: 7.40 ; CGPI: 7.78										
		CREDITS: SEM-III: 26 ; SEM-IV: 26 ; SEM-V: 27 ; SEM-VI: 25 ; SEM-VII: 25										
		MARKS: SEM-III:488/725; SEM-IV:567/825; SEM-V:520/775; SEM-VI:471/725; SEM-VII:476/700; TOTAL: 3217/4500 (71.49%)										
-----												
14281610	ANSARI BASIT ALI NOORUL HAQUE HUSNARA											
		71	77	77	77	77	22	20	48			
		16	20	17	15	16	20	18	95		P	686
		87	97	94	92	93	42	38	143			
		4 0 10	4 0 10	4 0 10	4 0 10	4 0 10	3 0 10	3 0 10	6 0 10	60	27	269 9.96
	(DIPLOMA STUDENT)	SGPI: SEM-III: 7.35 ; SEM-IV: 7.77 ; SEM-V: 6.93 ; SEM-VI: 6.16 ; SEM-VII: 6.32 ; CGPI: 7.44										
		CREDITS: SEM-III: 26 ; SEM-IV: 26 ; SEM-V: 27 ; SEM-VI: 25 ; SEM-VII: 25										
		MARKS: SEM-III:491/725; SEM-IV:561/825; SEM-V:489/775; SEM-VI:423/725; SEM-VII:412/700; TOTAL: 3062/4500 (68.04%)										

/- FEMALE, #- 0.229, @- 0.5042/Q.5043, \*- 0.5045, S- Carried Forward Grade, -- Dyslexia, A/ABS- Absent, F- Fails, P- Passes

RR- Reserved, RLE- Reserve for Lower Examination, RPV- Provisional, RCC- 0.5050, ADC- Admission Cancelled

G:Grade, GP:Grade Point, C:Credits, aC:Sum of Credit Points, aCG:Sum of Product of Credits & Grades

SGPI:Semester Grade Performance Index = aCG/aC, CGPI:Cumulative Grade Performance Index

% Marks : 80 and Above 75-79.99 70-74.99 60-69.99 50-59.99 45-49.99 40-44.99 Less Than 40

Grade / Gr. Pt. : O / 10 A / 9 B / 8 C / 7 D / 6 E / 5 F / 4 F / 0



Asol  
HEAD  
Dept. of Mechanical Engg.,  
Vidyavardhini's College of  
Engineering & Technology  
Vasai Road 401 202.

UNIVERSITY OF MUMBAI

Page No.: 527

OFFICE REGISTER FOR THE B.E. (ELECTRONICS AND TELECOMMUNICATION ENGINEERING) (SEM VIII) (CHOICE BASED) EXAMINATION HELD IN OCTOBER 2020  
COLLEGE/CENTRE NAME:466:VCET RESULT DATE :- NOVEMBER 24, 2020

SEAT_NO	NAME	<Course-I> Th(80/32) In(20/08) Total C G GP C*G	<Course-II> Th(80/32) In(20/08) Total C G GP C*G	<Course-III> Th(80/32) In(20/08) Total C G GP C*G	<Course-IV> Th(80/32) In(20/08) Total C G GP C*G	< Course-V > Tw(25/10) Or/Pr(25/10) Total C G GP C*G	<Course-VI > Tw(25/10) Or/Pr(25/10) Total C G GP C*G	<Course-VII> Tw(25/10) Or/Pr(25/10) Total C G GP C*G	<Course-VIII> Tw(100/40) Or/Pr(50/20) Total C G GP C*G	RESULT	REMARK	TOTAL MARKS OUT OF 700
01.	ECC801		RF DESIGN		02. ECC802	WIRELESS NETWORKS		03. ECCDL08041	OPTICAL NETWORKS			
07.	ILO8021		PROJECT MANAGEMENT		16. ECL801	RF DESIGN LAB		17. ECL802	WIRELESS NETWORKS LAB			
18.	ECLDL08041		OPTICAL NETWORKS LAB		22. ECL803	PROJECT-II						
-----												
10281556	GOTI HIREN DUNGARSHIBHAI GEETA											
		61	70	51	58	20	18	18	81			
		18	14	13	10	19	18	18	40	P		527
		79	84	64	68	39	36	36	121			
		4 A 9 36	4 O 10 40	4 C 7 28	3 C 7 21	1 A 9 9	1 B 8 8	1 B 8 8	6 O 10 60	24 210	8.75	
		SGPI: SEM-I: 5.72 ; SEM-II: 5.80 ; SEM-III: 6.65 ; SEM-IV: 6.68 ; SEM-V: 6.52 ; SEM-VI: 6.92 ; SEM-VII: 6.96 ; CGPI: 6.72 @0.03										
		CREDITS: SEM-I: 27 ; SEM-II: 27 ; SEM-III: 26 ; SEM-IV: 25 ; SEM-V: 27 ; SEM-VI: 25 ; SEM-VII: 26										
		MARKS: SEM-I:421/750; SEM-II:415/750; SEM-III:461/725; SEM-IV:436/700; SEM-V:449/750; SEM-VI:458/725; SEM-VII:516/800; TOTAL: 3683/5900 (62.42%)										
-----												
10281557	KUMTHEKAR YASH NILESH GEETA											
		67	77	67	61	21	21	21	95			
		16	19	18	14	21	21	22	47	P		608
		83	96	85	75	42	42	43	142			
		4 O 10 40	4 O 10 40	4 O 10 40	3 A 9 27	1 O 10 10	1 O 10 10	1 O 10 10	6 O 10 60	24 237	9.88	
		SGPI: SEM-I: 5.80 ; SEM-II: 6.11 ; SEM-III: 6.38 ; SEM-IV: 6.16 ; SEM-V: 7.74 ; SEM-VI: 6.84 ; SEM-VII: 8.35 ; CGPI: 7.13										
		CREDITS: SEM-I: 27 ; SEM-II: 27 ; SEM-III: 26 ; SEM-IV: 25 ; SEM-V: 27 ; SEM-VI: 25 ; SEM-VII: 26										
		MARKS: SEM-I:415/750; SEM-II:423/750; SEM-III:429/725; SEM-IV:404/700; SEM-V:527/750; SEM-VI:458/725; SEM-VII:604/800; TOTAL: 3868/5900 (65.56%)										
-----												
10281558	PATIL SAHIL RAVINDRA NANDA											
		64	80	51	67	21	21	21	91			
		18	13	17	12	21	20	22	47	P		586
		82	93	68	79	42	41	43	138			
		4 O 10 40	4 O 10 40	4 C 7 28	3 A 9 27	1 O 10 10	1 O 10 10	1 O 10 10	6 O 10 60	24 225	9.38	
		SGPI: SEM-I: 8.48 ; SEM-II: 7.56 ; SEM-III: 7.96 ; SEM-IV: 6.20 ; SEM-V: 6.30 ; SEM-VI: 6.00 ; SEM-VII: 6.96 ; CGPI: 7.35										
		CREDITS: SEM-I: 27 ; SEM-II: 27 ; SEM-III: 26 ; SEM-IV: 25 ; SEM-V: 27 ; SEM-VI: 25 ; SEM-VII: 26										
		MARKS: SEM-I:559/750; SEM-II:526/750; SEM-III:518/725; SEM-IV:411/700; SEM-V:453/750; SEM-VI:415/725; SEM-VII:519/800; TOTAL: 3987/5900 (67.58%)										
-----												
/- FEMALE, #- 0.229, @- 0.5042/0.5043, *- 0.5045, \$- Carried Forward Grade, ~- Dyslexia, A/ABS- Absent, F- Fails, P- Passes												
RR- Reserved, RLE- Reserve for Lower Examination, RPV- Provisional, RCC- 0.5050, ADC- Admission Cancelled												
G:Grade, GP:Grade Point, C:Credits, 腓:Sum of Credit Points, 腓G:Sum of Product of Credits & Grades												
SGPI:Semester Grade Performance Index = 腓G/腓, CGPI:Cumulative Grade Performance Index												
% Marks : 80 and Above 75-79.99 70-74.99 60-69.99 50-59.99 45-49.99 40-44.99 Less Than 40												
Grade / Gr. Pt. : O / 10 A / 9 B / 8 C / 7 D / 6 E / 5 P / 4 F / 0												

SEAT_NO	NAME	<Course-I> Th(80/32) In(20/08) Total C G GP C*G	<Course-II> Th(80/32) In(20/08) Total C G GP C*G	<Course-III> Th(80/32) In(20/08) Total C G GP C*G	<Course-IV> Th(80/32) In(20/08) Total C G GP C*G	< Course-V > Tw(25/10) Or/Pr(25/10) Total C G GP C*G	<Course-VI > Tw(25/10) Or/Pr(25/10) Total C G GP C*G	<Course-VII> Tw(25/10) Or/Pr(25/10) Total C G GP C*G	<Course-VIII> Tw(100/40) Or/Pr(50/20) Total C G GP C*G	RESULT	REMARK	TOTAL MARKS OUT OF 700
01. ECC801	RF DESIGN				02. ECC802	WIRELESS NETWORKS		03. ECCDL08041	OPTICAL NETWORKS			
07. ILO8021	PROJECT MANAGEMENT				16. ECL801	RF DESIGN LAB		17. ECL802	WIRELESS NETWORKS LAB			
18. ECLDLO8041	OPTICAL NETWORKS LAB				22. ECL803	PROJECT-II						
-----												
10281559	PRAJAPATI NAVNEETKUMAR SIYARAM VIMLA											
		67	77	61	64	21	22	20	83			
		14	15	13	17	22	22	19	42	P		579
		81	92	74	81	43	44	39	125			
		4 O 10 40	4 O 10 40	4 B 8 32	3 O 10 30	1 O 10 10	1 O 10 10	1 A 9 9	6 O 10 60	24 231	9.63	
		SGPI: SEM-I: 7.87 ; SEM-II: 8.41 ; SEM-III: 9.46 ; SEM-IV: 8.44 ; SEM-V: 7.67 ; SEM-VI: 6.76 ; SEM-VII: 7.65 ; CGPI: 8.23										
		CREDITS: SEM-I: 27 ; SEM-II: 27 ; SEM-III: 26 ; SEM-IV: 25 ; SEM-V: 27 ; SEM-VI: 25 ; SEM-VII: 26										
		MARKS: SEM-I:529/750; SEM-II:561/750; SEM-III:601/725; SEM-IV:519/700; SEM-V:524/750; SEM-VI:467/725; SEM-VII:551/800; TOTAL: 4331/5900 (73.41%)										
-----												
10281560	PRAJAPATI RUPESHKUMAR MOHANLAL KAMLA											
		67	77	61	61	17	17	18	80			
		16	15	13	16	17	18	17	39	P		549
		83	92	74	77	34	35	35	119			
		4 O 10 40	4 O 10 40	4 B 8 32	3 A 9 27	1 C 7 7	1 B 8 8	1 B 8 8	6 A 9 54	24 216	9.00	
		SGPI: SEM-I: 6.43 ; SEM-II: 6.76 ; SEM-III: 7.77 ; SEM-IV: 5.16 ; SEM-V: 5.96 ; SEM-VI: 5.88 ; SEM-VII: 6.54 ; CGPI: 6.67 @0.08										
		CREDITS: SEM-I: 27 ; SEM-II: 27 ; SEM-III: 26 ; SEM-IV: 25 ; SEM-V: 27 ; SEM-VI: 25 ; SEM-VII: 26										
		MARKS: SEM-I:451/750; SEM-II:461/750; SEM-III:500/725; SEM-IV:354/700; SEM-V:423/750; SEM-VI:418/725; SEM-VII:488/800; TOTAL: 3644/5900 (61.76%)										
-----												
10281561	/RANE PRITI DWARKANATH SHANTI											
		51	80	70	61	20	22	20	88			
		14	16	18	14	21	22	21	41	P		579
		65	96	88	75	41	44	41	129			
		4 C 7 28	4 O 10 40	4 O 10 40	3 A 9 27	1 O 10 10	1 O 10 10	1 O 10 10	6 O 10 60	24 225	9.38	
		SGPI: SEM-I: 6.89 ; SEM-II: 6.04 ; SEM-III: 7.85 ; SEM-IV: 6.40 ; SEM-V: 6.56 ; SEM-VI: 6.88 ; SEM-VII: 7.77 ; CGPI: 7.20										
		CREDITS: SEM-I: 27 ; SEM-II: 27 ; SEM-III: 26 ; SEM-IV: 25 ; SEM-V: 27 ; SEM-VI: 25 ; SEM-VII: 26										
		MARKS: SEM-I:478/750; SEM-II:421/750; SEM-III:497/725; SEM-IV:422/700; SEM-V:459/750; SEM-VI:459/725; SEM-VII:563/800; TOTAL: 3878/5900 (65.73%)										
-----												
/- FEMALE, #- 0.229, @- 0.5042/0.5043, *- 0.5045, \$- Carried Forward Grade, ~- Dyslexia, A/ABS- Absent, F- Fails, P- Passes												
RR- Reserved, RLE- Reserve for Lower Examination, RPV- Provisional, RCC- 0.5050, ADC- Admission Cancelled												
G:Grade, GP:Grade Point, C:Credits, 腩腩:Sum of Credit Points, 腩腩G:Sum of Product of Credits & Grades												
SGPI:Semester Grade Performance Index = 腩腩G/腩腩, CGPI:Cumulative Grade Performance Index												
% Marks : 80 and Above 75-79.99 70-74.99 60-69.99 50-59.99 45-49.99 40-44.99 Less Than 40												
Grade / Gr. Pt. : O / 10 A / 9 B / 8 C / 7 D / 6 E / 5 P / 4 F / 0												

SEAT_NO	NAME	<Course-I> Th(80/32) In(20/08) Total C G GP C*G	<Course-II> Th(80/32) In(20/08) Total C G GP C*G	<Course-III> Th(80/32) In(20/08) Total C G GP C*G	<Course-IV> Th(80/32) In(20/08) Total C G GP C*G	< Course-V > Tw(25/10) Or/Pr(25/10) Total C G GP C*G	<Course-VI > Tw(25/10) Or/Pr(25/10) Total C G GP C*G	<Course-VII> Tw(25/10) Or/Pr(25/10) Total C G GP C*G	<Course-VIII> Tw(100/40) Or/Pr(50/20) Total C G GP C*G	TOTAL MARKS OUT OF 700	RESULT	REMARK	SGPI
01. ECC801	RF DESIGN			02. ECC802	WIRELESS NETWORKS			03. ECCDLO8041	OPTICAL NETWORKS				
07. ILO8021	PROJECT MANAGEMENT			16. ECL801	RF DESIGN LAB			17. ECL802	WIRELESS NETWORKS LAB				
18. ECLDLO8041	OPTICAL NETWORKS LAB			22. ECL803	PROJECT-II								
-----													
10281562	SHAH KAUSHAL JAYESH FALGUNI												
		67	77	61	61	17	19	19	83				
		14	15	13	16	17	18	18	42		P		557
		81	92	74	77	34	37	37	125				
		4 O 10 40	4 O 10 40	4 B 8 32	3 A 9 27	1 C 7 7	1 B 8 8	1 B 8 8	6 O 10 60		24 222		9.25
		SGPI: SEM-I: 5.48 ; SEM-II: 6.44 ; SEM-III: 5.92 ; SEM-IV: 6.16 ; SEM-V: 6.07 ; SEM-VI: 7.12 ; SEM-VII: 6.73 ; CGPI: 6.61											
		CREDITS: SEM-I: 27 ; SEM-II: 27 ; SEM-III: 26 ; SEM-IV: 25 ; SEM-V: 27 ; SEM-VI: 25 ; SEM-VII: 26											
		MARKS: SEM-I:395/750; SEM-II:423/750; SEM-III:405/725; SEM-IV:417/700; SEM-V:435/750; SEM-VI:488/725; SEM-VII:493/800; TOTAL: 3613/5900 (61.24%)											
-----													
10281563	SHETH DHARMIN MITESH HIRAL												
		64	77	61	61	17	19	19	82				
		16	14	17	15	17	18	18	41		P		556
		80	91	78	76	34	37	37	123				
		4 O 10 40	4 O 10 40	4 A 9 36	3 A 9 27	1 C 7 7	1 B 8 8	1 B 8 8	6 O 10 60		24 226		9.42
		SGPI: SEM-I: 5.50 ; SEM-II: 6.09 ; SEM-III: 6.35 ; SEM-IV: 5.40 ; SEM-V: 5.74 ; SEM-VI: 6.00 ; SEM-VII: 6.35 ; CGPI: 6.32											
		CREDITS: SEM-I: 27 ; SEM-II: 27 ; SEM-III: 26 ; SEM-IV: 25 ; SEM-V: 27 ; SEM-VI: 25 ; SEM-VII: 26											
		MARKS: SEM-I:409/750; SEM-II:424/750; SEM-III:421/725; SEM-IV:360/700; SEM-V:420/750; SEM-VI:418/725; SEM-VII:473/800; TOTAL: 3481/5900 (59.00%)											
-----													
01. ECC801	RF DESIGN			02. ECC802	WIRELESS NETWORKS			03. ECCDLO8041	OPTICAL NETWORKS				
09. ILO8023	ENTREP. DEVELOP. & MGMT.			16. ECL801	RF DESIGN LAB			17. ECL802	WIRELESS NETWORKS LAB				
18. ECLDLO8041	OPTICAL NETWORKS LAB			22. ECL803	PROJECT-II								
-----													
10281564	MORE AJAY DHANANJAY MINAL												
		70	80	70	58	23	21	23	95				
		18	18	18	15	23	23	22	47		P		624
		88	98	88	73	46	44	45	142				
		4 O 10 40	4 O 10 40	4 O 10 40	3 B 8 24	1 O 10 10	1 O 10 10	1 O 10 10	6 O 10 60		24 234		9.75
		SGPI: SEM-I: 7.87 ; SEM-II: 8.15 ; SEM-III: 7.15 ; SEM-IV: 6.56 ; SEM-V: 6.44 ; SEM-VI: 6.56 ; SEM-VII: 8.27 ; CGPI: 7.58											
		CREDITS: SEM-I: 27 ; SEM-II: 27 ; SEM-III: 26 ; SEM-IV: 25 ; SEM-V: 27 ; SEM-VI: 25 ; SEM-VII: 26											
		MARKS: SEM-I:531/750; SEM-II:555/750; SEM-III:469/725; SEM-IV:427/700; SEM-V:457/750; SEM-VI:458/725; SEM-VII:612/800; TOTAL: 4133/5900 (70.05%)											
-----													
/- FEMALE, #- 0.229, @- 0.5042/0.5043, *- 0.5045, \$- Carried Forward Grade, -- Dyslexia, A/ABS- Absent, F- Fails, P- Passes													
RR- Reserved, RLE- Reserve for Lower Examination, RPV- Provisional, RCC- 0.5050, ADC- Admission Cancelled													
G:Grade, GP:Grade Point, C:Credits, 腓腓:Sum of Credit Points, 腓G:Sum of Product of Credits & Grades													
SGPI:Semester Grade Performance Index = 腓G/腓腓, CGPI:Cumulative Grade Performance Index													
% Marks : 80 and Above 75-79.99 70-74.99 60-69.99 50-59.99 45-49.99 40-44.99 Less Than 40													
Grade / Gr. Pt. : O / 10 A / 9 B / 8 C / 7 D / 6 E / 5 P / 4 F / 0													
-----													

SEAT_NO	NAME	<Course-I> Th(80/32)	<Course-II> Th(80/32)	<Course-III> Th(80/32)	<Course-IV> Th(80/32)	<Course-V> Tw(25/10)	<Course-VI> Tw(25/10)	<Course-VII> Tw(25/10)	<Course-VIII> Tw(100/40)	TOTAL MARKS	RESULT	REMARK	OUT OF 700
		In(20/08)	In(20/08)	In(20/08)	In(20/08)	Or/Pr(25/10)	Or/Pr(25/10)	Or/Pr(25/10)	Or/Pr(50/20)				
		Total	Total	Total	Total	Total	Total	Total	Total				
		C G GP C*G	C G GP C*G	C G GP C*G	C G GP C*G	C G GP C*G	C G GP C*G	C G GP C*G	C G GP C*G		腩 腩G SGPI		
01. ECC801	RF DESIGN				02. ECC802	WIRELESS NETWORKS		03. ECCDL08041	OPTICAL NETWORKS				
09. ILO8023	ENTREP. DEVELOP. & MGMT.			16. ECL801	RF DESIGN LAB		17. ECL802	WIRELESS NETWORKS LAB					
18. ECLDL08041	OPTICAL NETWORKS LAB			22. ECL803	PROJECT-II								
-----													
10281565 /SAKPAL SAILI NARESH SONALI													
		70	77	70	58	22	22	21	89				
		19	19	18	15	22	22	22	46		P		612
		89	96	88	73	44	44	43	135				
		4 O 10 40	4 O 10 40	4 O 10 40	3 B 8 24	1 O 10 10	1 O 10 10	1 O 10 10	6 O 10 60		24 234		9.75
		SGPI: SEM-I: 9.00 ; SEM-II: 8.91 ; SEM-III: 9.54 ; SEM-IV: 8.40 ; SEM-V: 7.48 ; SEM-VI: 7.68 ; SEM-VII: 7.77 ; CGPI: 8.56											
		CREDITS: SEM-I: 27 ; SEM-II: 27 ; SEM-III: 26 ; SEM-IV: 25 ; SEM-V: 27 ; SEM-VI: 25 ; SEM-VII: 26											
		MARKS: SEM-I:584/750; SEM-II:580/750; SEM-III:603/725; SEM-IV:530/700; SEM-V:509/750; SEM-VI:526/725; SEM-VII:569/800; TOTAL: 4513/5900 (76.49%)											
-----													
10281566 SAMANT OMKAR PRAKASH PRATIKSHA													
		67	77	67	61	23	21	23	95				
		18	17	18	14	23	23	23	47		P		617
		85	94	85	75	46	44	46	142				
		4 O 10 40	4 O 10 40	4 O 10 40	3 A 9 27	1 O 10 10	1 O 10 10	1 O 10 10	6 O 10 60		24 237		9.88
		SGPI: SEM-I: 7.93 ; SEM-II: 8.52 ; SEM-III: 8.38 ; SEM-IV: 7.84 ; SEM-V: 7.48 ; SEM-VI: 8.56 ; SEM-VII: 7.77 ; CGPI: 8.28											
		CREDITS: SEM-I: 27 ; SEM-II: 27 ; SEM-III: 26 ; SEM-IV: 25 ; SEM-V: 27 ; SEM-VI: 25 ; SEM-VII: 26											
		MARKS: SEM-I:541/750; SEM-II:574/750; SEM-III:541/725; SEM-IV:479/700; SEM-V:532/750; SEM-VI:551/725; SEM-VII:585/800; TOTAL: 4420/5900 (74.92%)											
-----													
01. ECC801	RF DESIGN			02. ECC802	WIRELESS NETWORKS		03. ECCDL08041	OPTICAL NETWORKS					
11. ILO8025	PROFESSIONAL ETHICS & CSR			16. ECL801	RF DESIGN LAB		17. ECL802	WIRELESS NETWORKS LAB					
18. ECLDL08041	OPTICAL NETWORKS LAB			22. ECL803	PROJECT-II								
-----													
10281567 /PARMAR ASHA HIRALAL JASU													
		70	70	67	54	18	18	20	76				
		19	15	18	19	18	18	20	40		P		560
		89	85	85	73	36	36	40	116				
		4 O 10 40	4 O 10 40	4 O 10 40	3 B 8 24	1 B 8 8	1 B 8 8	1 O 10 10	6 A 9 54		24 224		9.33
		SGPI: SEM-I: 5.56 ; SEM-II: 5.37 ; SEM-III: 5.42 ; SEM-IV: 5.04 ; SEM-V: 5.44 ; SEM-VI: 5.29 ; SEM-VII: 5.96 ; CGPI: 5.87											
		CREDITS: SEM-I: 27 ; SEM-II: 27 ; SEM-III: 26 ; SEM-IV: 28 ; SEM-V: 27 ; SEM-VI: 28 ; SEM-VII: 26											
		MARKS: SEM-I:401/750; SEM-II:381/750; SEM-III:381/725; SEM-IV:397/800; SEM-V:424/775; SEM-VI:420/800; SEM-VII:471/800; TOTAL: 3435/6100 (56.31%)											
-----													
/- FEMALE, #- 0.229, @- 0.5042/0.5043, *- 0.5045, \$- Carried Forward Grade, -- Dyslexia, A/ABS- Absent, F- Fails, P- Passes													
RR- Reserved, RLE- Reserve for Lower Examination, RPV- Provisional, RCC- 0.5050, ADC- Admission Cancelled													
G:Grade, GP:Grade Point, C:Credits, 腩:Sum of Credit Points, 腩G:Sum of Product of Credits & Grades													
SGPI:Semester Grade Performance Index = 腩G/腩, CGPI:Cumulative Grade Performance Index													
% Marks : 80 and Above 75-79.99 70-74.99 60-69.99 50-59.99 45-49.99 40-44.99 Less Than 40													
Grade / Gr. Pt. : O / 10 A / 9 B / 8 C / 7 D / 6 E / 5 P / 4 F / 0													

SEAT_NO	NAME	<Course-I> Th(80/32) In(20/08) Total C G GP C*G	<Course-II> Th(80/32) In(20/08) Total C G GP C*G	<Course-III> Th(80/32) In(20/08) Total C G GP C*G	<Course-IV> Th(80/32) In(20/08) Total C G GP C*G	< Course-V > Tw(25/10) Or/Pr(25/10) Total C G GP C*G	<Course-VI > Tw(25/10) Or/Pr(25/10) Total C G GP C*G	<Course-VII> Tw(25/10) Or/Pr(25/10) Total C G GP C*G	<Course-VIII> Tw(100/40) Or/Pr(50/20) Total C G GP C*G	RESULT	REMARK	TOTAL MARKS OUT OF 700
										腓	腓G	SGPI
01. ECC801	RF DESIGN				02. ECC802	WIRELESS NETWORKS		03. ECCDLO8041	OPTICAL NETWORKS			
11. ILO8025	PROFESSIONAL ETHICS & CSR				16. ECL801	RF DESIGN LAB		17. ECL802	WIRELESS NETWORKS LAB			
18. ECLDLO8041	OPTICAL NETWORKS LAB				22. ECL803	PROJECT-II						
-----												
10281568	PRAJAPATI HARSH ANILKUMAR ARTIBEN											
67	77	70	61	19	19	19	76					
12	14	15	15	19	18	18	41		P		560	
79	91	85	76	38	37	37	117					
4 A 9 36	4 O 10 40	4 O 10 40	3 A 9 27	1 A 9 9	1 B 8 8	1 B 8 8	6 A 9 54		24 222		9.25	
SGPI: SEM-I: 6.00 ; SEM-II: 5.26 ; SEM-III: 5.50 ; SEM-IV: 4.44 ; SEM-V: 5.30 ; SEM-VI: 5.52 ; SEM-VII: 6.04 ; CGPI: 5.88												
CREDITS: SEM-I: 27 ; SEM-II: 27 ; SEM-III: 26 ; SEM-IV: 25 ; SEM-V: 27 ; SEM-VI: 25 ; SEM-VII: 26												
MARKS: SEM-I:434/750; SEM-II:380/750; SEM-III:392/725; SEM-IV:320/700; SEM-V:403/750; SEM-VI:390/725; SEM-VII:457/800; TOTAL: 3336/5900 (56.54%)												
-----												
10281569	WAGHELA PRATIK PRAHLADBHAI USHA											
67	77	70	58	20	22	22	93					
14	15	17	18	19	21	23	44		P		600	
81	92	87	76	39	43	45	137					
4 O 10 40	4 O 10 40	4 O 10 40	3 A 9 27	1 A 9 9	1 O 10 10	1 O 10 10	6 O 10 60		24 236		9.83	
SGPI: SEM-I: 6.24 ; SEM-II: 7.13 ; SEM-III: 7.12 ; SEM-IV: 6.24 ; SEM-V: 6.93 ; SEM-VI: 7.04 ; SEM-VII: 7.77 ; CGPI: 7.26												
CREDITS: SEM-I: 27 ; SEM-II: 27 ; SEM-III: 26 ; SEM-IV: 25 ; SEM-V: 27 ; SEM-VI: 25 ; SEM-VII: 26												
MARKS: SEM-I:456/750; SEM-II:489/750; SEM-III:483/725; SEM-IV:408/700; SEM-V:479/750; SEM-VI:467/725; SEM-VII:566/800; TOTAL: 3948/5900 (66.92%)												
-----												
10281570	YADAV VAIBHAV BALKRISHNA GEETA											
54	77	61	64	18	18	19	76					
12	14	14	17	18	18	17	41		P		538	
66	91	75	81	36	36	36	117					
4 C 7 28	4 O 10 40	4 A 9 36	3 O 10 30	1 B 8 8	1 B 8 8	1 B 8 8	6 A 9 54		24 212		8.83	
SGPI: SEM-I: 6.04 ; SEM-II: 6.30 ; SEM-III: 5.35 ; SEM-IV: 5.57 ; SEM-V: 5.19 ; SEM-VI: 4.39 ; SEM-VII: 6.62 ; CGPI: 5.99												
CREDITS: SEM-I: 27 ; SEM-II: 27 ; SEM-III: 26 ; SEM-IV: 28 ; SEM-V: 27 ; SEM-VI: 28 ; SEM-VII: 26												
MARKS: SEM-I:427/750; SEM-II:448/750; SEM-III:383/725; SEM-IV:417/800; SEM-V:401/775; SEM-VI:374/800; SEM-VII:488/800; TOTAL: 3476/6100 (56.98%)												
-----												
/- FEMALE, #- 0.229, @- 0.5042/0.5043, *- 0.5045, \$- Carried Forward Grade, ~- Dyslexia, A/ABS- Absent, F- Fails, P- Passes												
RR- Reserved, RLE- Reserve for Lower Examination, RPV- Provisional, RCC- 0.5050, ADC- Admission Cancelled												
G:Grade, GP:Grade Point, C:Credits, 腓:Sum of Credit Points, 腓G:Sum of Product of Credits & Grades												
SGPI:Semester Grade Performance Index = 腓G/腓, CGPI:Cumulative Grade Performance Index												
% Marks : 80 and Above 75-79.99 70-74.99 60-69.99 50-59.99 45-49.99 40-44.99 Less Than 40												
Grade / Gr. Pt. : O / 10 A / 9 B / 8 C / 7 D / 6 E / 5 P / 4 F / 0												



SEAT_NO	NAME	<Course-I> Th(80/32) In(20/08) Total C G GP C*G	<Course-II> Th(80/32) In(20/08) Total C G GP C*G	<Course-III> Th(80/32) In(20/08) Total C G GP C*G	<Course-IV> Th(80/32) In(20/08) Total C G GP C*G	< Course-V > Tw(25/10) Or/Pr(25/10) Total C G GP C*G	<Course-VI > Tw(25/10) Or/Pr(25/10) Total C G GP C*G	<Course-VII> Tw(25/10) Or/Pr(25/10) Total C G GP C*G	<Course-VIII> Tw(100/40) Or/Pr(50/20) Total C G GP C*G	RESULT	REMARK	TOTAL MARKS OUT OF 700
01. ECC801	RF DESIGN				02. ECC802	WIRELESS NETWORKS		03. ECCDLO8041	OPTICAL NETWORKS			
15. ILO8029	ENVIRONMENTAL MANAGEMENT				16. ECL801	RF DESIGN LAB		17. ECL802	WIRELESS NETWORKS LAB			
18. ECLDLO8041	OPTICAL NETWORKS LAB				22. ECL803	PROJECT-II						
-----												
10281571	AGRE TANMAY VILAS SWATI											
		64	77	70	80	18	18	19	83			
		15	14	15	14	19	18	20	43	P		587
		79	91	85	94	37	36	39	126			
		4 A 9 36	4 O 10 40	4 O 10 40	3 O 10 30	1 B 8 8	1 B 8 8	1 A 9 9	6 O 10 60	24 231	9.63	
		SGPI: SEM-I: 5.81 ; SEM-II: 6.59 ; SEM-III: 6.04 ; SEM-IV: 5.79 ; SEM-V: 5.85 ; SEM-VI: 4.50 ; SEM-VII: 7.19 ; CGPI: 6.37										
		CREDITS: SEM-I: 27 ; SEM-II: 27 ; SEM-III: 26 ; SEM-IV: 28 ; SEM-V: 27 ; SEM-VI: 28 ; SEM-VII: 26										
		MARKS: SEM-I:435/750; SEM-II:468/750; SEM-III:407/725; SEM-IV:436/800; SEM-V:427/775; SEM-VI:362/800; SEM-VII:521/800; TOTAL: 3643/6100 (59.72%)										
-----												
10281572	DHAYALKAR AKASH MANGESH SMITA											
		67	77	67	80	19	17	20	91			
		19	14	18	12	19	16	18	46	P		600
		86	91	85	92	38	33	38	137			
		4 O 10 40	4 O 10 40	4 O 10 40	3 O 10 30	1 A 9 9	1 C 7 7	1 A 9 9	6 O 10 60	24 235	9.79	
		(DIPLOMA STUDENT) SGPI: SEM-III: 5.88 ; SEM-IV: 4.60 ; SEM-V: 6.26 ; SEM-VI: 5.44 ; SEM-VII: 6.58 ; CGPI: 6.40										
		CREDITS: SEM-III: 26 ; SEM-IV: 25 ; SEM-V: 27 ; SEM-VI: 25 ; SEM-VII: 26										
		MARKS: SEM-III:415/725; SEM-IV:334/700; SEM-V:438/750; SEM-VI:391/725; SEM-VII:501/800; TOTAL: 2679/4400 (60.89%)										
-----												
10281573	DHODI SMIT GANESH KANTA											
		64	77	67	80	18	17	19	82			
		10	14	15	14	19	16	17	43	P		572
		74	91	82	94	37	33	36	125			
		4 B 8 32	4 O 10 40	4 O 10 40	3 O 10 30	1 B 8 8	1 C 7 7	1 B 8 8	6 O 10 60	24 225	9.38	
		(DIPLOMA STUDENT) SGPI: SEM-III: 5.08 ; SEM-IV: 5.11 ; SEM-V: 5.19 ; SEM-VI: 5.84 ; SEM-VII: 6.85 ; CGPI: 6.18										
		CREDITS: SEM-III: 26 ; SEM-IV: 28 ; SEM-V: 27 ; SEM-VI: 25 ; SEM-VII: 26										
		MARKS: SEM-III:363/725; SEM-IV:409/800; SEM-V:390/750; SEM-VI:411/725; SEM-VII:502/800; TOTAL: 2647/4500 (58.82%)										
-----												
/- FEMALE, #- 0.229, @- 0.5042/0.5043, *- 0.5045, \$- Carried Forward Grade, ~- Dyslexia, A/ABS- Absent, F- Fails, P- Passes												
RR- Reserved, RLE- Reserve for Lower Examination, RPV- Provisional, RCC- 0.5050, ADC- Admission Cancelled												
G:Grade, GP:Grade Point, C:Credits, 腩腩:Sum of Credit Points, 腩腩G:Sum of Product of Credits & Grades												
SGPI:Semester Grade Performance Index = 腩腩G/腩腩, CGPI:Cumulative Grade Performance Index												
% Marks : 80 and Above 75-79.99 70-74.99 60-69.99 50-59.99 45-49.99 40-44.99 Less Than 40												
Grade / Gr. Pt. : O / 10 A / 9 B / 8 C / 7 D / 6 E / 5 P / 4 F / 0												
-----												

SEAT_NO	NAME	<Course-I> Th(80/32) In(20/08) Total C G GP C*G	<Course-II> Th(80/32) In(20/08) Total C G GP C*G	<Course-III> Th(80/32) In(20/08) Total C G GP C*G	<Course-IV> Th(80/32) In(20/08) Total C G GP C*G	< Course-V > Tw(25/10) Or/Pr(25/10) Total C G GP C*G	<Course-VI > Tw(25/10) Or/Pr(25/10) Total C G GP C*G	<Course-VII> Tw(25/10) Or/Pr(25/10) Total C G GP C*G	<Course-VIII> Tw(100/40) Or/Pr(50/20) Total C G GP C*G	RESULT	REMARK	TOTAL MARKS OUT OF 700
01. ECC801	RF DESIGN				02. ECC802	WIRELESS NETWORKS		03. ECCDLO8041	OPTICAL NETWORKS			
15. ILO8029	ENVIRONMENTAL MANAGEMENT				16. ECL801	RF DESIGN LAB		17. ECL802	WIRELESS NETWORKS LAB			
18. ECLDLO8041	OPTICAL NETWORKS LAB				22. ECL803	PROJECT-II						
-----												
10281574 /JAISWAL NEETA PRAKASH KALPANA												
64	77	67	77	21	20	20	81					
19	16	14	15	21	20	20	41		P		593	
83	93	81	92	42	40	40	122					
4 O 10 40	4 O 10 40	4 O 10 40	3 O 10 30	1 O 10 10	1 O 10 10	1 O 10 10	6 O 10 60		24 240	10.00		
SGPI: SEM-I: 7.28 ; SEM-II: 6.81 ; SEM-III: 6.62 ; SEM-IV: 6.04 ; SEM-V: 6.78 ; SEM-VI: 6.76 ; SEM-VII: 7.46 ; CGPI: 7.20												
CREDITS: SEM-I: 27 ; SEM-II: 27 ; SEM-III: 26 ; SEM-IV: 25 ; SEM-V: 27 ; SEM-VI: 25 ; SEM-VII: 26												
MARKS: SEM-I:508/750; SEM-II:463/750; SEM-III:440/725; SEM-IV:407/700; SEM-V:468/750; SEM-VI:464/725; SEM-VII:546/800; TOTAL: 3889/5900 (65.92%)												
-----												
10281575 /KAMATH DEEKSHA PRAKASH SHARADA												
54	77	70	77	21	20	20	92					
19	16	18	15	21	18	23	46		P		607	
73	93	88	92	42	38	43	138					
4 B 8 32	4 O 10 40	4 O 10 40	3 O 10 30	1 O 10 10	1 A 9 9	1 O 10 10	6 O 10 60		24 231	9.63		
SGPI: SEM-I: 7.07 ; SEM-II: 6.35 ; SEM-III: 6.04 ; SEM-IV: 5.72 ; SEM-V: 6.44 ; SEM-VI: 7.52 ; SEM-VII: 8.23 ; CGPI: 7.10												
CREDITS: SEM-I: 27 ; SEM-II: 27 ; SEM-III: 26 ; SEM-IV: 25 ; SEM-V: 27 ; SEM-VI: 25 ; SEM-VII: 26												
MARKS: SEM-I:504/750; SEM-II:449/750; SEM-III:416/725; SEM-IV:381/700; SEM-V:456/750; SEM-VI:497/725; SEM-VII:595/800; TOTAL: 3905/5900 (66.19%)												
-----												
10281576 /KARANJEKAR SHRADDHA NARESH NAMRATA												
61	80	67	74	20	21	20	89					
18	20	18	15	20	22	22	45		P		612	
79	100	85	89	40	43	42	134					
4 A 9 36	4 O 10 40	4 O 10 40	3 O 10 30	1 O 10 10	1 O 10 10	1 O 10 10	6 O 10 60		24 236	9.83		
(DIPLOMA STUDENT)												
SGPI: SEM-III: 7.27 ; SEM-IV: 6.92 ; SEM-V: 7.00 ; SEM-VI: 7.76 ; SEM-VII: 7.08 ; CGPI: 7.61												
CREDITS: SEM-III: 26 ; SEM-IV: 25 ; SEM-V: 27 ; SEM-VI: 25 ; SEM-VII: 26												
MARKS: SEM-III:477/725; SEM-IV:454/700; SEM-V:488/750; SEM-VI:504/725; SEM-VII:535/800; TOTAL: 3070/4400 (69.77%)												
-----												
/- FEMALE, #- 0.229, @- 0.5042/0.5043, *- 0.5045, \$- Carried Forward Grade, ~- Dyslexia, A/ABS- Absent, F- Fails, P- Passes												
RR- Reserved, RLE- Reserve for Lower Examination, RPV- Provisional, RCC- 0.5050, ADC- Admission Cancelled												
G:Grade, GP:Grade Point, C:Credits, 腓:Sum of Credit Points, 腓G:Sum of Product of Credits & Grades												
SGPI:Semester Grade Performance Index = 腓G/腓, CGPI:Cumulative Grade Performance Index												
% Marks : 80 and Above 75-79.99 70-74.99 60-69.99 50-59.99 45-49.99 40-44.99 Less Than 40												
Grade / Gr. Pt. : O / 10 A / 9 B / 8 C / 7 D / 6 E / 5 P / 4 F / 0												

SEAT_NO	NAME	<Course-I> Th(80/32) In(20/08) Total C G GP C*G	<Course-II> Th(80/32) In(20/08) Total C G GP C*G	<Course-III> Th(80/32) In(20/08) Total C G GP C*G	<Course-IV> Th(80/32) In(20/08) Total C G GP C*G	< Course-V > Tw(25/10) Or/Pr(25/10) Total C G GP C*G	<Course-VI > Tw(25/10) Or/Pr(25/10) Total C G GP C*G	<Course-VII> Tw(25/10) Or/Pr(25/10) Total C G GP C*G	<Course-VIII> Tw(100/40) Or/Pr(50/20) Total C G GP C*G	RESULT	REMARK	TOTAL MARKS OUT OF 700
01. ECC801	RF DESIGN			02. ECC802	WIRELESS NETWORKS			03. ECCDLO8041	OPTICAL NETWORKS			
15. ILO8029	ENVIRONMENTAL MANAGEMENT			16. ECL801	RF DESIGN LAB			17. ECL802	WIRELESS NETWORKS LAB			
18. ECLDLO8041	OPTICAL NETWORKS LAB			22. ECL803	PROJECT-II							
-----												
10281577 /PARAB VIBHA VISHWAS VRUSHALI												
58	80	70	77	21	20	20	92					
19	18	17	16	21	20	21	42		P		612	
77	98	87	93	42	40	41	134					
4 A 9 36	4 O 10 40	4 O 10 40	3 O 10 30	1 O 10 10	1 O 10 10	1 O 10 10	6 O 10 60		24 236		9.83	
SGPI: SEM-I: 7.76 ; SEM-II: 7.85 ; SEM-III: 7.77 ; SEM-IV: 6.88 ; SEM-V: 7.70 ; SEM-VI: 8.52 ; SEM-VII: 7.58 ; CGPI: 7.97												
CREDITS: SEM-I: 27 ; SEM-II: 27 ; SEM-III: 26 ; SEM-IV: 25 ; SEM-V: 27 ; SEM-VI: 25 ; SEM-VII: 26												
MARKS: SEM-I:525/750; SEM-II:528/750; SEM-III:495/725; SEM-IV:438/700; SEM-V:537/750; SEM-VI:521/725; SEM-VII:553/800; TOTAL: 4209/5900 (71.34%)												
-----												
10281578 PILLAI AKSHAYKUMAR MADHUSUDAN AJITHA												
67	77	70	80	21	18	20	92					
15	14	17	13	21	20	21	47		P		613	
82	91	87	93	42	38	41	139					
4 O 10 40	4 O 10 40	4 O 10 40	3 O 10 30	1 O 10 10	1 A 9 9	1 O 10 10	6 O 10 60		24 239		9.96	
(DIPLOMA STUDENT)												
SGPI: SEM-III: 5.65 ; SEM-IV: 6.48 ; SEM-V: 6.30 ; SEM-VI: 7.56 ; SEM-VII: 6.69 ; CGPI: 7.07												
CREDITS: SEM-III: 26 ; SEM-IV: 25 ; SEM-V: 27 ; SEM-VI: 25 ; SEM-VII: 26												
MARKS: SEM-III:406/725; SEM-IV:413/700; SEM-V:437/750; SEM-VI:484/725; SEM-VII:503/800; TOTAL: 2856/4400 (64.91%)												
-----												
10281579 PRANJAL VIJAY SUDHA												
70	80	70	77	17	18	19	88					
12	13	14	13	19	17	18	40		P	RLE	585	
82	93	84	90	36	35	37	128					
4 O 10 40	4 O 10 40	4 O 10 40	3 O 10 30	1 B 8 8	1 B 8 8	1 B 8 8	6 O 10 60		24 234		9.75	
SGPI: SEM-I: 5.69 ; SEM-II: 5.02 ; SEM-III: 4.58 ; SEM-IV: 5.11 ; SEM-V: -- ; SEM-VI: 4.96 ; SEM-VII: 6.19 ; CGPI: --												
CREDITS: SEM-I: 27 ; SEM-II: 27 ; SEM-III: 26 ; SEM-IV: 28 ; SEM-V: -- ; SEM-VI: 25 ; SEM-VII: 26												
MARKS: SEM-I:412/750; SEM-II:371/750; SEM-III:330/725; SEM-IV:387/800; SEM-V: -- ; SEM-VI:354/725; SEM-VII:463/800; TOTAL: --												
-----												
/- FEMALE, #- 0.229, @- 0.5042/0.5043, *- 0.5045, \$- Carried Forward Grade, ~- Dyslexia, A/ABS- Absent, F- Fails, P- Passes												
RR- Reserved, RLE- Reserve for Lower Examination, RPV- Provisional, RCC- 0.5050, ADC- Admission Cancelled												
G:Grade, GP:Grade Point, C:Credits, 腓:Sum of Credit Points, 腓G:Sum of Product of Credits & Grades												
SGPI:Semester Grade Performance Index = 腓G/腓, CGPI:Cumulative Grade Performance Index												
% Marks : 80 and Above 75-79.99 70-74.99 60-69.99 50-59.99 45-49.99 40-44.99 Less Than 40												
Grade / Gr. Pt. : O / 10 A / 9 B / 8 C / 7 D / 6 E / 5 P / 4 F / 0												
-----												

SEAT_NO	NAME	<Course-I> Th(80/32) In(20/08) Total C G GP C*G	<Course-II> Th(80/32) In(20/08) Total C G GP C*G	<Course-III> Th(80/32) In(20/08) Total C G GP C*G	<Course-IV> Th(80/32) In(20/08) Total C G GP C*G	< Course-V > Tw(25/10) Or/Pr(25/10) Total C G GP C*G	<Course-VI > Tw(25/10) Or/Pr(25/10) Total C G GP C*G	<Course-VII> Tw(25/10) Or/Pr(25/10) Total C G GP C*G	<Course-VIII> Tw(100/40) Or/Pr(50/20) Total C G GP C*G	RESULT	REMARK	TOTAL MARKS OUT OF 700
01.	ECC801		RF DESIGN		02. ECC802	WIRELESS NETWORKS		03. ECCDL08041	OPTICAL NETWORKS			
15.	ILO8029		ENVIRONMENTAL MANAGEMENT		16. ECL801	RF DESIGN LAB		17. ECL802	WIRELESS NETWORKS LAB			
18.	ECLDL08041		OPTICAL NETWORKS LAB		22. ECL803	PROJECT-II						
-----												
10281580 /RATHOD ASHWINI VINOD DEVIBEN												
		61	74	70	70	20	22	21	92			
		14	16	17	14	21	23	22	46	P		603
		75	90	87	84	41	45	43	138			
		4 A 9 36	4 O 10 40	4 O 10 40	3 O 10 30	1 O 10 10	1 O 10 10	1 O 10 10	6 O 10 60	24	236	9.83
		SGPI: SEM-I: 6.81 ; SEM-II: 7.04 ; SEM-III: 8.77 ; SEM-IV: 7.88 ; SEM-V: 8.52 ; SEM-VI: 7.44 ; SEM-VII: 7.15 ; CGPI: 7.91										
		CREDITS: SEM-I: 27 ; SEM-II: 27 ; SEM-III: 26 ; SEM-IV: 25 ; SEM-V: 27 ; SEM-VI: 25 ; SEM-VII: 26										
		MARKS: SEM-I:484/750; SEM-II:491/750; SEM-III:555/725; SEM-IV:498/700; SEM-V:587/750; SEM-VI:501/725; SEM-VII:533/800; TOTAL: 4252/5900 (72.07%)										
-----												
10281581 SANKHE KRUTIK PRAKASH PRIYANKA												
		77	77	70	80	20	18	20	89			
		19	17	18	16	19	18	19	44	P		621
		96	94	88	96	39	36	39	133			
		4 O 10 40	4 O 10 40	4 O 10 40	3 O 10 30	1 A 9 9	1 B 8 8	1 A 9 9	6 O 10 60	24	236	9.83
		SGPI: SEM-I: 6.31 ; SEM-II: 6.26 ; SEM-III: 6.27 ; SEM-IV: 6.24 ; SEM-V: 6.63 ; SEM-VI: 6.88 ; SEM-VII: 7.31 ; CGPI: 6.93										
		CREDITS: SEM-I: 27 ; SEM-II: 27 ; SEM-III: 26 ; SEM-IV: 25 ; SEM-V: 27 ; SEM-VI: 25 ; SEM-VII: 26										
		MARKS: SEM-I:449/750; SEM-II:433/750; SEM-III:421/725; SEM-IV:402/700; SEM-V:457/750; SEM-VI:464/725; SEM-VII:531/800; TOTAL: 3778/5900 (64.03%)										
-----												
10281582 SATPUTE SIDDHESH SAKHARAM SARLA												
		61	74	67	80	19	17	18	83			
		14	14	15	14	19	18	17	42	P		572
		75	88	82	94	38	35	35	125			
		4 A 9 36	4 O 10 40	4 O 10 40	3 O 10 30	1 A 9 9	1 B 8 8	1 B 8 8	6 O 10 60	24	231	9.63
		SGPI: SEM-I: 4.87 ; SEM-II: 5.31 ; SEM-III: 4.88 ; SEM-IV: 4.71 ; SEM-V: 5.11 ; SEM-VI: 5.88 ; SEM-VII: 6.42 ; CGPI: 5.79										
		CREDITS: SEM-I: 27 ; SEM-II: 27 ; SEM-III: 26 ; SEM-IV: 28 ; SEM-V: 27 ; SEM-VI: 25 ; SEM-VII: 26										
		MARKS: SEM-I:356/750; SEM-II:382/750; SEM-III:359/725; SEM-IV:369/800; SEM-V:384/750; SEM-VI:405/725; SEM-VII:490/800; TOTAL: 3317/6000 (55.28%)										
-----												
/- FEMALE, #- 0.229, @- 0.5042/0.5043, *- 0.5045, \$- Carried Forward Grade, ~- Dyslexia, A/ABS- Absent, F- Fails, P- Passes												
RR- Reserved, RLE- Reserve for Lower Examination, RPV- Provisional, RCC- 0.5050, ADC- Admission Cancelled												
G:Grade, GP:Grade Point, C:Credits, 腓:Sum of Credit Points, 腓G:Sum of Product of Credits & Grades												
SGPI:Semester Grade Performance Index = 腓G/腓, CGPI:Cumulative Grade Performance Index												
% Marks : 80 and Above 75-79.99 70-74.99 60-69.99 50-59.99 45-49.99 40-44.99 Less Than 40												
Grade / Gr. Pt. : O / 10 A / 9 B / 8 C / 7 D / 6 E / 5 P / 4 F / 0												
-----												

SEAT_NO	NAME	<Course-I> Th(80/32) In(20/08) Total C G GP C*G	<Course-II> Th(80/32) In(20/08) Total C G GP C*G	<Course-III> Th(80/32) In(20/08) Total C G GP C*G	<Course-IV> Th(80/32) In(20/08) Total C G GP C*G	< Course-V > Tw(25/10) Or/Pr(25/10) Total C G GP C*G	<Course-VI > Tw(25/10) Or/Pr(25/10) Total C G GP C*G	<Course-VII> Tw(25/10) Or/Pr(25/10) Total C G GP C*G	<Course-VIII> Tw(100/40) Or/Pr(50/20) Total C G GP C*G	RESULT	REMARK	TOTAL MARKS OUT OF 700								
01.	ECC801		RF DESIGN		02. ECC802	WIRELESS NETWORKS		03. ECCDLO8041	OPTICAL NETWORKS											
15.	ILO8029		ENVIRONMENTAL MANAGEMENT		16. ECL801	RF DESIGN LAB		17. ECL802	WIRELESS NETWORKS LAB											
18.	ECLDLO8041		OPTICAL NETWORKS LAB		22. ECL803	PROJECT-II														
-----																				
10281583 /SHETTY GAURAVI BALAKRISHNA YASHWANTI																				
		64	80	70	77	20	22	21	92											
		17	16	16	14	21	22	22	46	P		620								
		81	96	86	91	41	44	43	138											
		4 O 10	40	4 O 10	40	4 O 10	40	3 O 10	30	1 O 10	10	1 O 10	10	1 O 10	10	6 O 10	60	24	240	10.00
		SGPI: SEM-I: 7.44 ; SEM-II: 7.11 ; SEM-III: 6.65 ; SEM-IV: 7.72 ; SEM-V: 7.11 ; SEM-VI: 7.76 ; SEM-VII: 8.77 ;										CGPI: 7.79								
		CREDITS: SEM-I: 27 ; SEM-II: 27 ; SEM-III: 26 ; SEM-IV: 25 ; SEM-V: 27 ; SEM-VI: 25 ; SEM-VII: 26																		
		MARKS: SEM-I:517/750; SEM-II:494/750; SEM-III:439/725; SEM-IV:488/700; SEM-V:510/750; SEM-VI:517/725; SEM-VII:618/800;										TOTAL: 4203/5900 (71.24%)								
-----																				
10281584 /SUTAR SNEHAL TULASHIRAM SAVITA																				
		51	74	61	77	21	19	20	91											
		17	17	18	15	22	18	20	43	P		584								
		68	91	79	92	43	37	40	134											
		4 C 7	28	4 O 10	40	4 A 9	36	3 O 10	30	1 O 10	10	1 B 8	8	1 O 10	10	6 O 10	60	24	222	9.25
		SGPI: SEM-I: 6.11 ; SEM-II: 6.89 ; SEM-III: 6.31 ; SEM-IV: 6.40 ; SEM-V: 6.93 ; SEM-VI: 7.00 ; SEM-VII: 6.96 ;										CGPI: 6.96								
		CREDITS: SEM-I: 27 ; SEM-II: 27 ; SEM-III: 26 ; SEM-IV: 25 ; SEM-V: 27 ; SEM-VI: 25 ; SEM-VII: 26																		
		MARKS: SEM-I:443/750; SEM-II:485/750; SEM-III:433/725; SEM-IV:420/700; SEM-V:480/750; SEM-VI:481/725; SEM-VII:515/800;										TOTAL: 3841/5900 (65.10%)								
-----																				
10281585 /TELI SHREYA SANJAY SANGEETA																				
		51	77	64	70	21	19	21	91											
		18	18	18	13	21	18	22	45	P		587								
		69	95	82	83	42	37	43	136											
		4 C 7	28	4 O 10	40	4 O 10	40	3 O 10	30	1 O 10	10	1 B 8	8	1 O 10	10	6 O 10	60	24	226	9.42
		SGPI: SEM-I: 8.17 ; SEM-II: 7.50 ; SEM-III: 6.92 ; SEM-IV: 8.08 ; SEM-V: 8.15 ; SEM-VI: 8.08 ; SEM-VII: 7.27 ;										CGPI: 7.93								
		CREDITS: SEM-I: 27 ; SEM-II: 27 ; SEM-III: 26 ; SEM-IV: 25 ; SEM-V: 27 ; SEM-VI: 25 ; SEM-VII: 26																		
		MARKS: SEM-I:543/750; SEM-II:503/750; SEM-III:460/725; SEM-IV:503/700; SEM-V:534/750; SEM-VI:517/725; SEM-VII:539/800;										TOTAL: 4186/5900 (70.95%)								
-----																				
/- FEMALE, #- 0.229, @- 0.5042/0.5043, *- 0.5045, \$- Carried Forward Grade, ~- Dyslexia, A/ABS- Absent, F- Fails, P- Passes RR- Reserved, RLE- Reserve for Lower Examination, RPV- Provisional, RCC- 0.5050, ADC- Admission Cancelled G:Grade, GP:Grade Point, C:Credits, 腓:Sum of Credit Points, 腓G:Sum of Product of Credits & Grades SGPI:Semester Grade Performance Index = 腓G/腓, CGPI:Cumulative Grade Performance Index % Marks : 80 and Above 75-79.99 70-74.99 60-69.99 50-59.99 45-49.99 40-44.99 Less Than 40 Grade / Gr. Pt. : O / 10 A / 9 B / 8 C / 7 D / 6 E / 5 P / 4 F / 0																				



SEAT_NO	NAME	<Course-I> Th(80/32) In(20/08) Total C G GP C*G	<Course-II> Th(80/32) In(20/08) Total C G GP C*G	<Course-III> Th(80/32) In(20/08) Total C G GP C*G	<Course-IV> Th(80/32) In(20/08) Total C G GP C*G	< Course-V > Tw(25/10) Or/Pr(25/10) Total C G GP C*G	<Course-VI > Tw(25/10) Or/Pr(25/10) Total C G GP C*G	<Course-VII> Tw(25/10) Or/Pr(25/10) Total C G GP C*G	<Course-VIII> Tw(100/40) Or/Pr(50/20) Total C G GP C*G	RESULT	REMARK	TOTAL MARKS OUT OF 700
01. ECC801	RF DESIGN				02. ECC802	WIRELESS NETWORKS		05. ECCDLO8043	SATELLITE COMMUNICATION			
07. ILO8021	PROJECT MANAGEMENT				16. ECL801	RF DESIGN LAB		17. ECL802	WIRELESS NETWORKS LAB			
20. ECLDLO8043	SATELLITE COMM. LAB				22. ECL803	PROJECT-II						
10281589	DAS SOURODIPTO UTTAM KAKALI											
74	77	74	67	21	22	21	82					
19	18	17	18	21	22	20	43		P		616	
93	95	91	85	42	44	41	125					
4 O 10 40	4 O 10 40	4 O 10 40	3 O 10 30	1 O 10 10	1 O 10 10	1 O 10 10	6 O 10 60		24 240	10.00		
SGPI: SEM-I: 9.15 ; SEM-II: 8.56 ; SEM-III: 9.69 ; SEM-IV: 9.20 ; SEM-V: 8.93 ; SEM-VI: 8.64 ; SEM-VII: 8.08 ; CGPI: 9.02												
CREDITS: SEM-I: 27 ; SEM-II: 27 ; SEM-III: 26 ; SEM-IV: 25 ; SEM-V: 27 ; SEM-VI: 25 ; SEM-VII: 26												
MARKS: SEM-I:594/750; SEM-II:581/750; SEM-III:612/725; SEM-IV:552/700; SEM-V:591/750; SEM-VI:562/725; SEM-VII:591/800; TOTAL: 4699/5900 (79.64%)												
01. ECC801	RF DESIGN				02. ECC802	WIRELESS NETWORKS		05. ECCDLO8043	SATELLITE COMMUNICATION			
09. ILO8023	ENTREP. DEVELOP. & MGMT.				16. ECL801	RF DESIGN LAB		17. ECL802	WIRELESS NETWORKS LAB			
20. ECLDLO8043	SATELLITE COMM. LAB				22. ECL803	PROJECT-II						
10281590	GAIKWAD SHUBHAM CHANDRAKANT SUSHMA											
70	74	74	54	20	20	19	90					
19	17	16	15	20	20	18	43		P		589	
89	91	90	69	40	40	37	133					
4 O 10 40	4 O 10 40	4 O 10 40	3 C 7 21	1 O 10 10	1 O 10 10	1 B 8 8	6 O 10 60		24 229	9.54		
SGPI: SEM-I: 6.13 ; SEM-II: 7.00 ; SEM-III: 6.15 ; SEM-IV: 6.28 ; SEM-V: 6.44 ; SEM-VI: 7.24 ; SEM-VII: 7.27 ; CGPI: 6.98												
CREDITS: SEM-I: 27 ; SEM-II: 27 ; SEM-III: 26 ; SEM-IV: 25 ; SEM-V: 27 ; SEM-VI: 25 ; SEM-VII: 26												
MARKS: SEM-I:442/750; SEM-II:493/750; SEM-III:429/725; SEM-IV:403/700; SEM-V:450/750; SEM-VI:485/725; SEM-VII:544/800; TOTAL: 3835/5900 (65.00%)												
10281591	GUPTA PANKAJ DINESH VIDYADEVI											
61	64	61	64	19	18	18	88					
16	13	13	10	19	16	18	41		P		539	
77	77	74	74	38	34	36	129					
4 A 9 36	4 A 9 36	4 B 8 32	3 B 8 24	1 A 9 9	1 C 7 7	1 B 8 8	6 O 10 60		24 212	8.83		
SGPI: SEM-I: 6.54 ; SEM-II: 6.59 ; SEM-III: 7.46 ; SEM-IV: 6.84 ; SEM-V: 5.63 ; SEM-VI: 5.92 ; SEM-VII: 5.77 ; CGPI: 6.67 @0.08												
CREDITS: SEM-I: 27 ; SEM-II: 27 ; SEM-III: 26 ; SEM-IV: 25 ; SEM-V: 27 ; SEM-VI: 25 ; SEM-VII: 26												
MARKS: SEM-I:457/750; SEM-II:459/750; SEM-III:483/725; SEM-IV:442/700; SEM-V:409/750; SEM-VI:402/725; SEM-VII:445/800; TOTAL: 3636/5900 (61.63%)												
/- FEMALE, #- 0.229, @- 0.5042/0.5043, *- 0.5045, \$- Carried Forward Grade, -- Dyslexia, A/ABS- Absent, F- Fails, P- Passes												
RR- Reserved, RLE- Reserve for Lower Examination, RPV- Provisional, RCC- 0.5050, ADC- Admission Cancelled												
G:Grade, GP:Grade Point, C:Credits, 腓:Sum of Credit Points, 腓G:Sum of Product of Credits & Grades												
SGPI:Semester Grade Performance Index = 腓G/腓, CGPI:Cumulative Grade Performance Index												
% Marks : 80 and Above 75-79.99 70-74.99 60-69.99 50-59.99 45-49.99 40-44.99 Less Than 40												
Grade / Gr. Pt. : O / 10 A / 9 B / 8 C / 7 D / 6 E / 5 P / 4 F / 0												

SEAT_NO	NAME	<Course-I> Th(80/32)	<Course-II> Th(80/32)	<Course-III> Th(80/32)	<Course-IV> Th(80/32)	<Course-V> Tw(25/10)	<Course-VI> Tw(25/10)	<Course-VII> Tw(25/10)	<Course-VIII> Tw(100/40)	TOTAL MARKS OUT OF 700	RESULT	REMARK	SGPI
		In(20/08)	In(20/08)	In(20/08)	In(20/08)	Or/Pr(25/10)	Or/Pr(25/10)	Or/Pr(25/10)	Or/Pr(50/20)				
		Total	Total	Total	Total	Total	Total	Total	Total				
		C G GP C*G	C G GP C*G	C G GP C*G	C G GP C*G	C G GP C*G	C G GP C*G	C G GP C*G	C G GP C*G				
01. ECC801	RF DESIGN				02. ECC802	WIRELESS NETWORKS		05. ECCDL08043	SATELLITE COMMUNICATION				
09. ILO8023	ENTREP. DEVELOP. & MGMT.				16. ECL801	RF DESIGN LAB		17. ECL802	WIRELESS NETWORKS LAB				
20. ECLDLO8043	SATELLITE COMM. LAB				22. ECL803	PROJECT-II							
10281592	KARLE SWAPNESH PRAKASH SNEHAL												
		74	77	74	58	19	21	21	88				
		15	16	16	14	20	21	20	42		P		596
		89	93	90	72	39	42	41	130				
		4 O 10 40	4 O 10 40	4 O 10 40	3 B 8 24	1 A 9 9	1 O 10 10	1 O 10 10	6 O 10 60		24 233		9.71
		SGPI: SEM-I: 6.63 ; SEM-II: 6.98 ; SEM-III: 6.04 ; SEM-IV: 5.92 ; SEM-V: 6.26 ; SEM-VI: 6.24 ; SEM-VII: 6.27 ; CGPI: 6.73 @0.02											
		CREDITS: SEM-I: 27 ; SEM-II: 27 ; SEM-III: 26 ; SEM-IV: 25 ; SEM-V: 27 ; SEM-VI: 25 ; SEM-VII: 26											
		MARKS: SEM-I:464/750; SEM-II:476/750; SEM-III:427/725; SEM-IV:399/700; SEM-V:436/750; SEM-VI:431/725; SEM-VII:473/800; TOTAL: 3702/5900 (62.75%)											
10281593	KINARULLAKANDI AKHIL RAJAN ASHITA												
		70	77	67	58	21	21	20	90				
		19	18	17	15	21	20	19	43		P		596
		89	95	84	73	42	41	39	133				
		4 O 10 40	4 O 10 40	4 O 10 40	3 B 8 24	1 O 10 10	1 O 10 10	1 A 9 9	6 O 10 60		24 233		9.71
		SGPI: SEM-I: 7.02 ; SEM-II: 7.78 ; SEM-III: 8.69 ; SEM-IV: 8.56 ; SEM-V: 8.48 ; SEM-VI: 8.04 ; SEM-VII: 8.65 ; CGPI: 8.35											
		CREDITS: SEM-I: 27 ; SEM-II: 27 ; SEM-III: 26 ; SEM-IV: 25 ; SEM-V: 27 ; SEM-VI: 25 ; SEM-VII: 26											
		MARKS: SEM-I:495/750; SEM-II:528/750; SEM-III:547/725; SEM-IV:530/700; SEM-V:564/750; SEM-VI:538/725; SEM-VII:609/800; TOTAL: 4407/5900 (74.69%)											
10281594	KUDVA AJAY JAGADISH ARUNA												
		74	77	74	58	22	20	22	92				
		18	17	17	13	22	22	22	46		P		616
		92	94	91	71	44	42	44	138				
		4 O 10 40	4 O 10 40	4 O 10 40	3 B 8 24	1 O 10 10	1 O 10 10	1 O 10 10	6 O 10 60		24 234		9.75
		SGPI: SEM-I: 9.04 ; SEM-II: 8.76 ; SEM-III: 9.27 ; SEM-IV: 9.32 ; SEM-V: 9.22 ; SEM-VI: 9.20 ; SEM-VII: 8.08 ; CGPI: 9.07											
		CREDITS: SEM-I: 27 ; SEM-II: 27 ; SEM-III: 26 ; SEM-IV: 25 ; SEM-V: 27 ; SEM-VI: 25 ; SEM-VII: 26											
		MARKS: SEM-I:615/750; SEM-II:576/750; SEM-III:582/725; SEM-IV:567/700; SEM-V:611/750; SEM-VI:593/725; SEM-VII:585/800; TOTAL: 4745/5900 (80.42%)											
/- FEMALE, #- 0.229, @- 0.5042/0.5043, *- 0.5045, \$- Carried Forward Grade, ~- Dyslexia, A/ABS- Absent, F- Fails, P- Passes													
RR- Reserved, RLE- Reserve for Lower Examination, RPV- Provisional, RCC- 0.5050, ADC- Admission Cancelled													
G:Grade, GP:Grade Point, C:Credits, 腩腩:Sum of Credit Points, 腩腩G:Sum of Product of Credits & Grades													
SGPI:Semester Grade Performance Index = 腩腩G/腩腩, CGPI:Cumulative Grade Performance Index													
% Marks : 80 and Above 75-79.99 70-74.99 60-69.99 50-59.99 45-49.99 40-44.99 Less Than 40													
Grade / Gr. Pt. : O / 10 A / 9 B / 8 C / 7 D / 6 E / 5 P / 4 F / 0													



SEAT_NO	NAME	<Course-I> Th(80/32) In(20/08) Total C G GP C*G	<Course-II> Th(80/32) In(20/08) Total C G GP C*G	<Course-III> Th(80/32) In(20/08) Total C G GP C*G	<Course-IV> Th(80/32) In(20/08) Total C G GP C*G	< Course-V > Tw(25/10) Or/Pr(25/10) Total C G GP C*G	<Course-VI > Tw(25/10) Or/Pr(25/10) Total C G GP C*G	<Course-VII> Tw(25/10) Or/Pr(25/10) Total C G GP C*G	<Course-VIII> Tw(100/40) Or/Pr(50/20) Total C G GP C*G	TOTAL MARKS OUT OF 700	RESULT	REMARK	SGPI
01. ECC801	RF DESIGN			02. ECC802	WIRELESS NETWORKS			05. ECCDL08043	SATELLITE COMMUNICATION				
09. ILO8023	ENTREP. DEVELOP. & MGMT.			16. ECL801	RF DESIGN LAB			17. ECL802	WIRELESS NETWORKS LAB				
20. ECLDL08043	SATELLITE COMM. LAB			22. ECL803	PROJECT-II								
-----													
10281595	MAGAR SANCHIT RAVINDRA SUVARNA												
		74	74	74	58	20	20	21	81				
		15	16	16	13	20	18	21	40		P		581
		89	90	90	71	40	38	42	121				
		4 O 10 40	4 O 10 40	4 O 10 40	3 B 8 24	1 O 10 10	1 A 9 9	1 O 10 10	6 O 10 60		24 233		9.71
		SGPI: SEM-I: 6.61 ; SEM-II: 6.15 ; SEM-III: 5.96 ; SEM-IV: 5.76 ; SEM-V: 6.67 ; SEM-VI: 7.32 ; SEM-VII: 7.69 ; CGPI: 6.95											
		CREDITS: SEM-I: 27 ; SEM-II: 27 ; SEM-III: 26 ; SEM-IV: 25 ; SEM-V: 27 ; SEM-VI: 25 ; SEM-VII: 26											
		MARKS: SEM-I:458/750; SEM-II:432/750; SEM-III:399/725; SEM-IV:394/700; SEM-V:455/750; SEM-VI:487/725; SEM-VII:558/800; TOTAL: 3764/5900 (63.80%)											
-----													
10281596	MANTRI SHUBHAM KUMAR KRUPALI												
		64	80	74	67	21	22	22	92				
		19	19	18	14	22	22	22	47		P		625
		83	99	92	81	43	44	44	139				
		4 O 10 40	4 O 10 40	4 O 10 40	3 O 10 30	1 O 10 10	1 O 10 10	1 O 10 10	6 O 10 60		24 240		10.00
		SGPI: SEM-I: 7.31 ; SEM-II: 7.85 ; SEM-III: 8.42 ; SEM-IV: 7.64 ; SEM-V: 7.19 ; SEM-VI: 7.60 ; SEM-VII: 7.65 ; CGPI: 7.93											
		CREDITS: SEM-I: 27 ; SEM-II: 27 ; SEM-III: 26 ; SEM-IV: 25 ; SEM-V: 27 ; SEM-VI: 25 ; SEM-VII: 26											
		MARKS: SEM-I:497/750; SEM-II:542/750; SEM-III:536/725; SEM-IV:480/700; SEM-V:487/750; SEM-VI:509/725; SEM-VII:567/800; TOTAL: 4243/5900 (71.92%)											
-----													
01. ECC801	RF DESIGN			02. ECC802	WIRELESS NETWORKS			05. ECCDL08043	SATELLITE COMMUNICATION				
11. ILO8025	PROFESSIONAL ETHICS & CSR			16. ECL801	RF DESIGN LAB			17. ECL802	WIRELESS NETWORKS LAB				
20. ECLDL08043	SATELLITE COMM. LAB			22. ECL803	PROJECT-II								
-----													
10281597	DUBEY ALOK VIJAYNARAYAN SEEMA												
		74	77	70	61	23	22	22	93				
		19	18	17	18	22	22	22	46		P		626
		93	95	87	79	45	44	44	139				
		4 O 10 40	4 O 10 40	4 O 10 40	3 A 9 27	1 O 10 10	1 O 10 10	1 O 10 10	6 O 10 60		24 237		9.88
		SGPI: SEM-I: 8.41 ; SEM-II: 8.85 ; SEM-III:10.00 ; SEM-IV: 9.28 ; SEM-V: 9.11 ; SEM-VI: 9.04 ; SEM-VII: 9.23 ; CGPI: 9.21											
		CREDITS: SEM-I: 27 ; SEM-II: 27 ; SEM-III: 26 ; SEM-IV: 25 ; SEM-V: 27 ; SEM-VI: 25 ; SEM-VII: 26											
		MARKS: SEM-I:567/750; SEM-II:585/750; SEM-III:658/725; SEM-IV:575/700; SEM-V:626/750; SEM-VI:585/725; SEM-VII:637/800; TOTAL: 4859/5900 (82.36%)											
-----													
/- FEMALE, #- 0.229, @- 0.5042/0.5043, *- 0.5045, \$- Carried Forward Grade, -- Dyslexia, A/ABS- Absent, F- Fails, P- Passes													
RR- Reserved, RLE- Reserve for Lower Examination, RPV- Provisional, RCC- 0.5050, ADC- Admission Cancelled													
G:Grade, GP:Grade Point, C:Credits, 腓:Sum of Credit Points, 腓G:Sum of Product of Credits & Grades													
SGPI:Semester Grade Performance Index = 腓G/腓, CGPI:Cumulative Grade Performance Index													
% Marks : 80 and Above 75-79.99 70-74.99 60-69.99 50-59.99 45-49.99 40-44.99 Less Than 40													
Grade / Gr. Pt. : O / 10 A / 9 B / 8 C / 7 D / 6 E / 5 P / 4 F / 0													

SEAT_NO	NAME	<Course-I> Th(80/32) In(20/08) Total C G GP C*G	<Course-II> Th(80/32) In(20/08) Total C G GP C*G	<Course-III> Th(80/32) In(20/08) Total C G GP C*G	<Course-IV> Th(80/32) In(20/08) Total C G GP C*G	< Course-V > Tw(25/10) Or/Pr(25/10) Total C G GP C*G	<Course-VI > Tw(25/10) Or/Pr(25/10) Total C G GP C*G	<Course-VII> Tw(25/10) Or/Pr(25/10) Total C G GP C*G	<Course-VIII> Tw(100/40) Or/Pr(50/20) Total C G GP C*G	RESULT	REMARK	TOTAL MARKS OUT OF 700
01. ECC801	RF DESIGN				02. ECC802	WIRELESS NETWORKS		05. ECCDLO8043	SATELLITE COMMUNICATION			
11. ILO8025	PROFESSIONAL ETHICS & CSR				16. ECL801	RF DESIGN LAB		17. ECL802	WIRELESS NETWORKS LAB			
20. ECLDLO8043	SATELLITE COMM. LAB				22. ECL803	PROJECT-II						
-----												
10281598	GARG GARVIT KAPIL MAYURI											
		74	77	74	61	23	23	23	93			
		19	19	17	18	22	23	23	46	P		635
		93	96	91	79	45	46	46	139			
		4 O 10 40	4 O 10 40	4 O 10 40	3 A 9 27	1 O 10 10	1 O 10 10	1 O 10 10	6 O 10 60	24 237	9.88	
		SGPI: SEM-I: 7.54 ; SEM-II: 8.37 ; SEM-III: 9.65 ; SEM-IV: 9.96 ; SEM-V: 9.56 ; SEM-VI: 8.40 ; SEM-VII: 7.92 ; CGPI: 8.89										
		CREDITS: SEM-I: 27 ; SEM-II: 27 ; SEM-III: 26 ; SEM-IV: 25 ; SEM-V: 27 ; SEM-VI: 25 ; SEM-VII: 26										
		MARKS: SEM-I:512/750; SEM-II:571/750; SEM-III:628/725; SEM-IV:591/700; SEM-V:624/750; SEM-VI:565/725; SEM-VII:581/800; TOTAL: 4707/5900 (79.78%)										
-----												
10281599	/SAINI KOMAL KRISHNA KUMAR SHARDA											
		67	74	74	54	19	20	20	65			
		16	19	18	17	22	21	20	40	P		566
		83	93	92	71	41	41	40	105			
		4 O 10 40	4 O 10 40	4 O 10 40	3 B 8 24	1 O 10 10	1 O 10 10	1 O 10 10	6 B 8 48	24 222	9.25	
		SGPI: SEM-I: 8.41 ; SEM-II: 7.87 ; SEM-III: 8.58 ; SEM-IV: 8.92 ; SEM-V: 6.96 ; SEM-VI: 7.60 ; SEM-VII: 7.58 ; CGPI: 8.13										
		CREDITS: SEM-I: 27 ; SEM-II: 27 ; SEM-III: 26 ; SEM-IV: 25 ; SEM-V: 27 ; SEM-VI: 25 ; SEM-VII: 26										
		MARKS: SEM-I:572/750; SEM-II:512/750; SEM-III:549/725; SEM-IV:535/700; SEM-V:484/750; SEM-VI:497/725; SEM-VII:536/800; TOTAL: 4251/5900 (72.05%)										
-----												
10281600	SHETTY KARTHIK LEELADHAR KANCHAN											
		54	54	58	67	20	20	21	89			
		19	17	16	15	20	20	22	42	P		554
		73	71	74	82	40	40	43	131			
		4 B 8 32	4 B 8 32	4 B 8 32	3 O 10 30	1 O 10 10	1 O 10 10	1 O 10 10	6 O 10 60	24 216	9.00	
		SGPI: SEM-I: 6.78 ; SEM-II: 7.11 ; SEM-III: 7.81 ; SEM-IV: 6.36 ; SEM-V: 6.22 ; SEM-VI: 7.52 ; SEM-VII: 7.31 ; CGPI: 7.24										
		CREDITS: SEM-I: 27 ; SEM-II: 27 ; SEM-III: 26 ; SEM-IV: 25 ; SEM-V: 27 ; SEM-VI: 25 ; SEM-VII: 26										
		MARKS: SEM-I:477/750; SEM-II:495/750; SEM-III:499/725; SEM-IV:421/700; SEM-V:443/750; SEM-VI:492/725; SEM-VII:530/800; TOTAL: 3911/5900 (66.29%)										
-----												
/- FEMALE, #- 0.229, @- 0.5042/0.5043, *- 0.5045, \$- Carried Forward Grade, ~- Dyslexia, A/ABS- Absent, F- Fails, P- Passes												
RR- Reserved, RLE- Reserve for Lower Examination, RPV- Provisional, RCC- 0.5050, ADC- Admission Cancelled												
G:Grade, GP:Grade Point, C:Credits, 腓:Sum of Credit Points, 腓G:Sum of Product of Credits & Grades												
SGPI:Semester Grade Performance Index = 腓G/腓, CGPI:Cumulative Grade Performance Index												
% Marks : 80 and Above 75-79.99 70-74.99 60-69.99 50-59.99 45-49.99 40-44.99 Less Than 40												
Grade / Gr. Pt. : O / 10 A / 9 B / 8 C / 7 D / 6 E / 5 P / 4 F / 0												

SEAT_NO	NAME	<Course-I> Th(80/32) In(20/08) Total C G GP C*G	<Course-II> Th(80/32) In(20/08) Total C G GP C*G	<Course-III> Th(80/32) In(20/08) Total C G GP C*G	<Course-IV> Th(80/32) In(20/08) Total C G GP C*G	< Course-V > Tw(25/10) Or/Pr(25/10) Total C G GP C*G	<Course-VI > Tw(25/10) Or/Pr(25/10) Total C G GP C*G	<Course-VII> Tw(25/10) Or/Pr(25/10) Total C G GP C*G	<Course-VIII> Tw(100/40) Or/Pr(50/20) Total C G GP C*G	RESULT	REMARK	TOTAL MARKS OUT OF 700
01. ECC801	RF DESIGN			02. ECC802	WIRELESS NETWORKS			05. ECCDLO8043	SATELLITE COMMUNICATION			
11. ILO8025	PROFESSIONAL ETHICS & CSR			16. ECL801	RF DESIGN LAB			17. ECL802	WIRELESS NETWORKS LAB			
20. ECLDLO8043	SATELLITE COMM. LAB			22. ECL803	PROJECT-II							
-----												
10281601	THAKUR MANOJ RAJBAHADUR BHAGYASHRI											
		70	77	74	64	21	20	21	92			
		19	17	15	16	22	18	22	43	P		611
		89	94	89	80	43	38	43	135			
		4 O 10 40	4 O 10 40	4 O 10 40	3 O 10 30	1 O 10 10	1 A 9 9	1 O 10 10	6 O 10 60	24 239	9.96	
		SGPI: SEM-I: 6.30 ; SEM-II: 7.00 ; SEM-III: 9.04 ; SEM-IV: 7.96 ; SEM-V: 8.78 ; SEM-VI: 7.68 ; SEM-VII: 7.12 ; CGPI: 7.95										
		CREDITS: SEM-I: 27 ; SEM-II: 27 ; SEM-III: 26 ; SEM-IV: 25 ; SEM-V: 27 ; SEM-VI: 25 ; SEM-VII: 26										
		MARKS: SEM-I:445/750; SEM-II:470/750; SEM-III:553/725; SEM-IV:495/700; SEM-V:568/750; SEM-VI:510/725; SEM-VII:518/800; TOTAL: 4170/5900 (70.68%)										
-----												
10281602	WAGHELA UMANG HARSUKH MADHU											
		70	77	70	64	21	21	22	92			
		18	18	18	19	22	22	22	45	P		621
		88	95	88	83	43	43	44	137			
		4 O 10 40	4 O 10 40	4 O 10 40	3 O 10 30	1 O 10 10	1 O 10 10	1 O 10 10	6 O 10 60	24 240	10.00	
		SGPI: SEM-I: 7.06 ; SEM-II: 7.26 ; SEM-III: 8.38 ; SEM-IV: 7.84 ; SEM-V: 7.48 ; SEM-VI: 7.60 ; SEM-VII: 8.31 ; CGPI: 7.96										
		CREDITS: SEM-I: 27 ; SEM-II: 27 ; SEM-III: 26 ; SEM-IV: 25 ; SEM-V: 27 ; SEM-VI: 25 ; SEM-VII: 26										
		MARKS: SEM-I:499/750; SEM-II:491/750; SEM-III:538/725; SEM-IV:499/700; SEM-V:523/750; SEM-VI:517/725; SEM-VII:578/800; TOTAL: 4266/5900 (72.31%)										
-----												
01. ECC801	RF DESIGN			02. ECC802	WIRELESS NETWORKS			05. ECCDLO8043	SATELLITE COMMUNICATION			
15. ILO8029	ENVIRONMENTAL MANAGEMENT			16. ECL801	RF DESIGN LAB			17. ECL802	WIRELESS NETWORKS LAB			
20. ECLDLO8043	SATELLITE COMM. LAB			22. ECL803	PROJECT-II							
-----												
10281603	/BARI KAJAL HARESHWAR AASHA											
		77	70	54	74	18	18	18	90			
		15	16	13	13	17	17	16	40	P		566
		92	86	67	87	35	35	34	130			
		4 O 10 40	4 O 10 40	4 C 7 28	3 O 10 30	1 B 8 8	1 B 8 8	1 C 7 7	6 O 10 60	24 221	9.21	
		(DIPLOMA STUDENT) SGPI: SEM-III: 6.04 ; SEM-IV: 5.60 ; SEM-V: 6.56 ; SEM-VI: 6.56 ; SEM-VII: 6.96 ; CGPI: 6.80										
		CREDITS: SEM-III: 26 ; SEM-IV: 25 ; SEM-V: 27 ; SEM-VI: 25 ; SEM-VII: 26										
		MARKS: SEM-III:418/725; SEM-IV:371/700; SEM-V:453/750; SEM-VI:444/725; SEM-VII:519/800; TOTAL: 2771/4400 (62.98%)										
-----												
/- FEMALE, #- 0.229, @- 0.5042/0.5043, *- 0.5045, \$- Carried Forward Grade, -- Dyslexia, A/ABS- Absent, F- Fails, P- Passes												
RR- Reserved, RLE- Reserve for Lower Examination, RPV- Provisional, RCC- 0.5050, ADC- Admission Cancelled												
G:Grade, GP:Grade Point, C:Credits, 腓:Sum of Credit Points, 腓G:Sum of Product of Credits & Grades												
SGPI:Semester Grade Performance Index = 腓G/腓, CGPI:Cumulative Grade Performance Index												
% Marks : 80 and Above 75-79.99 70-74.99 60-69.99 50-59.99 45-49.99 40-44.99 Less Than 40												
Grade / Gr. Pt. : O / 10 A / 9 B / 8 C / 7 D / 6 E / 5 P / 4 F / 0												

SEAT_NO	NAME	<Course-I>	<Course-II>	<Course-III>	<Course-IV>	< Course-V >	<Course-VI >	<Course-VII>	<Course-VIII>	TOTAL MARKS	RESULT	REMARK	OUT OF 700
Th(80/32)	Th(80/32)	Th(80/32)	Th(80/32)	Tw(25/10)	Tw(25/10)	Tw(25/10)	Tw(100/40)						
In(20/08)	In(20/08)	In(20/08)	In(20/08)	Or/Pr(25/10)	Or/Pr(25/10)	Or/Pr(25/10)	Or/Pr(50/20)						
Total	Total	Total	Total	Total	Total	Total	Total						
C G GP C*G	C G GP C*G	C G GP C*G	C G GP C*G	C G GP C*G	C G GP C*G	C G GP C*G	C G GP C*G	C G GP C*G	C G GP C*G		腩 腩G SGPI		
01. ECC801	RF DESIGN			02. ECC802	WIRELESS NETWORKS		05. ECCDL08043	SATELLITE COMMUNICATION					
15. ILO8029	ENVIRONMENTAL MANAGEMENT			16. ECL801	RF DESIGN LAB		17. ECL802	WIRELESS NETWORKS LAB					
20. ECLDL08043	SATELLITE COMM. LAB			22. ECL803	PROJECT-II								
-----													
10281604 /BHADANI DHARA ASHOKBHAI KAILASHBEN													
64	77	74	80	20	21	21	83						
17	18	17	15	21	20	21	41		P			610	
81	95	91	95	41	41	42	124						
4 O 10 40	4 O 10 40	4 O 10 40	3 O 10 30	1 O 10 10	1 O 10 10	1 O 10 10	6 O 10 60		24 240 10.00				
SGPI: SEM-I: 6.30 ; SEM-II: 6.67 ; SEM-III: 7.38 ; SEM-IV: 6.68 ; SEM-V: 7.37 ; SEM-VI: 7.60 ; SEM-VII: 7.62 ; CGPI: 7.42													
CREDITS: SEM-I: 27 ; SEM-II: 27 ; SEM-III: 26 ; SEM-IV: 25 ; SEM-V: 27 ; SEM-VI: 25 ; SEM-VII: 26													
MARKS: SEM-I:453/750; SEM-II:454/750; SEM-III:487/725; SEM-IV:436/700; SEM-V:500/750; SEM-VI:518/725; SEM-VII:554/800; TOTAL: 4012/5900 (68.00%)													
-----													
10281605 BHAVSAR DHANANJAY MAHESH SANDHYA													
67	74	74	77	18	21	22	90						
17	18	16	16	18	22	21	47		P			618	
84	92	90	93	36	43	43	137						
4 O 10 40	4 O 10 40	4 O 10 40	3 O 10 30	1 B 8 8	1 O 10 10	1 O 10 10	6 O 10 60		24 238 9.92				
SGPI: SEM-I: 5.74 ; SEM-II: 6.43 ; SEM-III: 5.77 ; SEM-IV: 5.00 ; SEM-V: 6.74 ; SEM-VI: 6.88 ; SEM-VII: 7.50 ; CGPI: 6.72 @0.03													
CREDITS: SEM-I: 27 ; SEM-II: 27 ; SEM-III: 26 ; SEM-IV: 25 ; SEM-V: 27 ; SEM-VI: 25 ; SEM-VII: 26													
MARKS: SEM-I:420/750; SEM-II:450/750; SEM-III:402/725; SEM-IV:351/700; SEM-V:451/750; SEM-VI:466/725; SEM-VII:544/800; TOTAL: 3702/5900 (62.75%)													
-----													
10281606 /BHOYE KRANTI MADHUKAR MATHURA													
58	74	74	77	18	18	17	79						
18	16	17	14	17	17	18	39		P			571	
76	90	91	91	35	35	35	118						
4 A 9 36	4 O 10 40	4 O 10 40	3 O 10 30	1 B 8 8	1 B 8 8	1 B 8 8	6 A 9 54		24 224 9.33				
SGPI: SEM-I: 5.85 ; SEM-II: 6.30 ; SEM-III: 6.04 ; SEM-IV: 4.88 ; SEM-V: 6.44 ; SEM-VI: 6.76 ; SEM-VII: 7.08 ; CGPI: 6.56													
CREDITS: SEM-I: 27 ; SEM-II: 27 ; SEM-III: 26 ; SEM-IV: 25 ; SEM-V: 27 ; SEM-VI: 25 ; SEM-VII: 26													
MARKS: SEM-I:432/750; SEM-II:441/750; SEM-III:397/725; SEM-IV:346/700; SEM-V:448/750; SEM-VI:462/725; SEM-VII:522/800; TOTAL: 3619/5900 (61.34%)													
-----													
/- FEMALE, #- 0.229, @- 0.5042/0.5043, *- 0.5045, \$- Carried Forward Grade, ~- Dyslexia, A/ABS- Absent, F- Fails, P- Passes													
RR- Reserved, RLE- Reserve for Lower Examination, RPV- Provisional, RCC- 0.5050, ADC- Admission Cancelled													
G:Grade, GP:Grade Point, C:Credits, 腩:Sum of Credit Points, 腩G:Sum of Product of Credits & Grades													
SGPI:Semester Grade Performance Index = 腩G/腩, CGPI:Cumulative Grade Performance Index													
% Marks : 80 and Above 75-79.99 70-74.99 60-69.99 50-59.99 45-49.99 40-44.99 Less Than 40													
Grade / Gr. Pt. : O / 10 A / 9 B / 8 C / 7 D / 6 E / 5 P / 4 F / 0													

SEAT_NO	NAME	<Course-I> Th(80/32)	<Course-II> Th(80/32)	<Course-III> Th(80/32)	<Course-IV> Th(80/32)	< Course-V > Tw(25/10)	<Course-VI > Tw(25/10)	<Course-VII> Tw(25/10)	<Course-VIII> Tw(100/40)	TOTAL MARKS	RESULT	REMARK	OUT OF 700
		In(20/08)	In(20/08)	In(20/08)	In(20/08)	Or/Pr(25/10)	Or/Pr(25/10)	Or/Pr(25/10)	Or/Pr(50/20)				
		Total	Total	Total	Total	Total	Total	Total	Total				
		C G GP C*G	C G GP C*G	C G GP C*G	C G GP C*G	C G GP C*G	C G GP C*G	C G GP C*G	C G GP C*G		腓 腓G	SGPI	
01. ECC801	RF DESIGN				02. ECC802	WIRELESS NETWORKS		05. ECCDL08043	SATELLITE COMMUNICATION				
15. ILO8029	ENVIRONMENTAL MANAGEMENT				16. ECL801	RF DESIGN LAB		17. ECL802	WIRELESS NETWORKS LAB				
20. ECLDL08043	SATELLITE COMM. LAB				22. ECL803	PROJECT-II							
-----													
10281607 /DESAI BHAKTI DIGAMBAR DIPIKA													
54	61	64	74	20	18	18	90						
17	18	16	14	20	18	17	43		P			562	
71	79	80	88	40	36	35	133						
4 B 8 32	4 A 9 36	4 O 10 40	3 O 10 30	1 O 10 10	1 B 8 8	1 B 8 8	6 O 10 60		24 224		9.33		
(DIPLOMA STUDENT)													
SGPI: SEM-III: 5.38 ; SEM-IV: 5.44 ; SEM-V: 5.52 ; SEM-VI: 6.60 ; SEM-VII: 7.12 ; CGPI: 6.53													
CREDITS: SEM-III: 26 ; SEM-IV: 25 ; SEM-V: 27 ; SEM-VI: 25 ; SEM-VII: 26													
MARKS: SEM-III:381/725; SEM-IV:361/700; SEM-V:415/750; SEM-VI:449/725; SEM-VII:516/800; TOTAL: 2684/4400 (61.00%)													
-----													
10281608 /DHANMEHER SAKSHI SANTOSH SUJATA													
64	70	67	74	19	18	18	87						
19	14	16	13	19	15	16	42		P			571	
83	84	83	87	38	33	34	129						
4 O 10 40	4 O 10 40	4 O 10 40	3 O 10 30	1 A 9 9	1 C 7 7	1 C 7 7	6 O 10 60		24 233		9.71		
SGPI: SEM-I: 5.43 ; SEM-II: 5.96 ; SEM-III: 5.50 ; SEM-IV: 4.64 ; SEM-V: 5.48 ; SEM-VI: 5.68 ; SEM-VII: 5.81 ; CGPI: 5.99													
CREDITS: SEM-I: 27 ; SEM-II: 27 ; SEM-III: 26 ; SEM-IV: 25 ; SEM-V: 27 ; SEM-VI: 25 ; SEM-VII: 26													
MARKS: SEM-I:415/750; SEM-II:426/750; SEM-III:379/725; SEM-IV:340/700; SEM-V:407/750; SEM-VI:409/725; SEM-VII:442/800; TOTAL: 3389/5900 (57.44%)													
-----													
10281609 /DHANMEHER SAKSHI NARENDRA NEHA													
61	77	70	77	21	21	22	90						
15	18	18	14	21	21	22	45		P			613	
76	95	88	91	42	42	44	135						
4 A 9 36	4 O 10 40	4 O 10 40	3 O 10 30	1 O 10 10	1 O 10 10	1 O 10 10	6 O 10 60		24 236		9.83		
SGPI: SEM-I: 7.33 ; SEM-II: 8.22 ; SEM-III: 8.35 ; SEM-IV: 7.52 ; SEM-V: 7.74 ; SEM-VI: 7.92 ; SEM-VII: 7.38 ; CGPI: 8.02													
CREDITS: SEM-I: 27 ; SEM-II: 27 ; SEM-III: 26 ; SEM-IV: 25 ; SEM-V: 27 ; SEM-VI: 25 ; SEM-VII: 26													
MARKS: SEM-I:506/750; SEM-II:560/750; SEM-III:537/725; SEM-IV:468/700; SEM-V:524/750; SEM-VI:511/725; SEM-VII:552/800; TOTAL: 4271/5900 (72.39%)													
-----													
/- FEMALE, #- 0.229, @- 0.5042/0.5043, *- 0.5045, \$- Carried Forward Grade, ~- Dyslexia, A/ABS- Absent, F- Fails, P- Passes													
RR- Reserved, RLE- Reserve for Lower Examination, RPV- Provisional, RCC- 0.5050, ADC- Admission Cancelled													
G:Grade, GP:Grade Point, C:Credits, 腓:Sum of Credit Points, 腓G:Sum of Product of Credits & Grades													
SGPI:Semester Grade Performance Index = 腓G/腓, CGPI:Cumulative Grade Performance Index													
% Marks : 80 and Above 75-79.99 70-74.99 60-69.99 50-59.99 45-49.99 40-44.99 Less Than 40													
Grade / Gr. Pt. : O / 10 A / 9 B / 8 C / 7 D / 6 E / 5 P / 4 F / 0													
-----													

SEAT_NO	NAME	<Course-I> Th(80/32) In(20/08) Total C G GP C*G	<Course-II> Th(80/32) In(20/08) Total C G GP C*G	<Course-III> Th(80/32) In(20/08) Total C G GP C*G	<Course-IV> Th(80/32) In(20/08) Total C G GP C*G	< Course-V > Tw(25/10) Or/Pr(25/10) Total C G GP C*G	<Course-VI > Tw(25/10) Or/Pr(25/10) Total C G GP C*G	<Course-VII> Tw(25/10) Or/Pr(25/10) Total C G GP C*G	<Course-VIII> Tw(100/40) Or/Pr(50/20) Total C G GP C*G	RESULT	REMARK	TOTAL MARKS OUT OF 700
01. ECC801	RF DESIGN											
15. ILO8029	ENVIRONMENTAL MANAGEMENT											
20. ECLDLO8043	SATELLITE COMM. LAB											
02. ECC802	WIRELESS NETWORKS											
16. ECL801	RF DESIGN LAB											
17. ECL802	WIRELESS NETWORKS LAB											
22. ECL803	PROJECT-II											
-----												
10281610 /DHASARE NEHA GANPAT GEETANJALI												
61	77	67	70	20	21	20	83					
19	17	16	16	20	20	18	43		P		588	
80	94	83	86	40	41	38	126					
4 O 10 40	4 O 10 40	4 O 10 40	3 O 10 30	1 O 10 10	1 O 10 10	1 A 9 9	6 O 10 60		24 239		9.96	
SGPI: SEM-I: 6.06 ; SEM-II: 7.67 ; SEM-III: 7.15 ; SEM-IV: 6.64 ; SEM-V: 6.70 ; SEM-VI: 7.32 ; SEM-VII: 7.42 ; CGPI: 7.34												
CREDITS: SEM-I: 27 ; SEM-II: 27 ; SEM-III: 26 ; SEM-IV: 25 ; SEM-V: 27 ; SEM-VI: 25 ; SEM-VII: 26												
MARKS: SEM-I:444/750; SEM-II:531/750; SEM-III:476/725; SEM-IV:431/700; SEM-V:459/750; SEM-VI:479/725; SEM-VII:536/800; TOTAL: 3944/5900 (66.85%)												
-----												
10281611 /DODIYA MITAL ASHOK VILAS												
61	77	70	70	22	22	22	90					
19	18	19	15	21	22	22	47		P		617	
80	95	89	85	43	44	44	137					
4 O 10 40	4 O 10 40	4 O 10 40	3 O 10 30	1 O 10 10	1 O 10 10	1 O 10 10	6 O 10 60		24 240		10.00	
SGPI: SEM-I: 8.63 ; SEM-II: 9.59 ; SEM-III: 9.85 ; SEM-IV: 9.36 ; SEM-V: 8.67 ; SEM-VI: 9.04 ; SEM-VII: 8.54 ; CGPI: 9.20												
CREDITS: SEM-I: 27 ; SEM-II: 27 ; SEM-III: 26 ; SEM-IV: 25 ; SEM-V: 27 ; SEM-VI: 25 ; SEM-VII: 26												
MARKS: SEM-I:588/750; SEM-II:655/750; SEM-III:612/725; SEM-IV:571/700; SEM-V:580/750; SEM-VI:594/725; SEM-VII:611/800; TOTAL: 4828/5900 (81.83%)												
-----												
10281612 /KHAPARE ASMITA ASHOK ANJALI												
61	58	51	67	19	18	18	87					
14	16	13	10	18	17	18	41		P		526	
75	74	64	77	37	35	36	128					
4 A 9 36	4 B 8 32	4 C 7 28	3 A 9 27	1 B 8 8	1 B 8 8	1 B 8 8	6 O 10 60		24 207		8.63	
(DIPLOMA STUDENT)												
SGPI: SEM-III: 5.42 ; SEM-IV: 5.04 ; SEM-V: 5.67 ; SEM-VI: 5.48 ; SEM-VII: 6.19 ; CGPI: 6.05												
CREDITS: SEM-III: 26 ; SEM-IV: 25 ; SEM-V: 27 ; SEM-VI: 25 ; SEM-VII: 26												
MARKS: SEM-III:392/725; SEM-IV:348/700; SEM-V:414/750; SEM-VI:395/725; SEM-VII:473/800; TOTAL: 2548/4400 (57.91%)												
-----												
/- FEMALE, #- 0.229, @- 0.5042/0.5043, *- 0.5045, \$- Carried Forward Grade, ~- Dyslexia, A/ABS- Absent, F- Fails, P- Passes												
RR- Reserved, RLE- Reserve for Lower Examination, RPV- Provisional, RCC- 0.5050, ADC- Admission Cancelled												
G:Grade, GP:Grade Point, C:Credits, 腩腩:Sum of Credit Points, 腩腩G:Sum of Product of Credits & Grades												
SGPI:Semester Grade Performance Index = 腩腩G/腩腩, CGPI:Cumulative Grade Performance Index												
% Marks : 80 and Above 75-79.99 70-74.99 60-69.99 50-59.99 45-49.99 40-44.99 Less Than 40												
Grade / Gr. Pt. : O / 10 A / 9 B / 8 C / 7 D / 6 E / 5 P / 4 F / 0												

SEAT_NO	NAME	<Course-I> Th(80/32) In(20/08) Total C G GP C*G	<Course-II> Th(80/32) In(20/08) Total C G GP C*G	<Course-III> Th(80/32) In(20/08) Total C G GP C*G	<Course-IV> Th(80/32) In(20/08) Total C G GP C*G	< Course-V > Tw(25/10) Or/Pr(25/10) Total C G GP C*G	<Course-VI > Tw(25/10) Or/Pr(25/10) Total C G GP C*G	<Course-VII> Tw(25/10) Or/Pr(25/10) Total C G GP C*G	<Course-VIII> Tw(100/40) Or/Pr(50/20) Total C G GP C*G	TOTAL MARKS OUT OF 700	RESULT	REMARK	SGPI
01. ECC801	RF DESIGN				02. ECC802	WIRELESS NETWORKS		05. ECCDL08043	SATELLITE COMMUNICATION				
15. ILO8029	ENVIRONMENTAL MANAGEMENT				16. ECL801	RF DESIGN LAB		17. ECL802	WIRELESS NETWORKS LAB				
20. ECLDL08043	SATELLITE COMM. LAB				22. ECL803	PROJECT-II							
-----													
10281613 /KUTE RESHAMA RADHAKISAN ALKA													
64	74	61	70	22	20	20	88						
19	17	17	15	21	20	20	43		P			591	
83	91	78	85	43	40	40	131						
4 O 10 40	4 O 10 40	4 A 9 36	3 O 10 30	1 O 10 10	1 O 10 10	1 O 10 10	6 O 10 60		24 236			9.83	
(DIPLOMA STUDENT)													
SGPI: SEM-III: 7.69 ; SEM-IV: 6.96 ; SEM-V: 7.00 ; SEM-VI: 8.48 ; SEM-VII: 8.19 ; CGPI: 8.00													
CREDITS: SEM-III: 26 ; SEM-IV: 25 ; SEM-V: 27 ; SEM-VI: 25 ; SEM-VII: 26													
MARKS: SEM-III:495/725; SEM-IV:448/700; SEM-V:482/750; SEM-VI:547/725; SEM-VII:593/800; TOTAL: 3156/4400 (71.73%)													
-----													
10281614 /MAHETA VISHUDDHI MAHESH SHITAL													
64	77	70	77	20	20	20	81						
19	17	16	15	20	20	18	42		P			596	
83	94	86	92	40	40	38	123						
4 O 10 40	4 O 10 40	4 O 10 40	3 O 10 30	1 O 10 10	1 O 10 10	1 A 9 9	6 O 10 60		24 239			9.96	
SGPI: SEM-I: 7.00 ; SEM-II: 6.56 ; SEM-III: 8.08 ; SEM-IV: 7.20 ; SEM-V: 6.59 ; SEM-VI: 6.84 ; SEM-VII: 6.85 ; CGPI: 7.35													
CREDITS: SEM-I: 27 ; SEM-II: 27 ; SEM-III: 26 ; SEM-IV: 25 ; SEM-V: 27 ; SEM-VI: 25 ; SEM-VII: 26													
MARKS: SEM-I:474/750; SEM-II:452/750; SEM-III:502/725; SEM-IV:449/700; SEM-V:463/750; SEM-VI:463/725; SEM-VII:506/800; TOTAL: 3905/5900 (66.19%)													
-----													
10281615 /MODAK KETAKEE SHAILENDRA SAYALEE													
70	74	67	77	22	23	23	85						
19	18	19	16	22	23	23	45		P			626	
89	92	86	93	44	46	46	130						
4 O 10 40	4 O 10 40	4 O 10 40	3 O 10 30	1 O 10 10	1 O 10 10	1 O 10 10	6 O 10 60		24 240			10.00	
SGPI: SEM-I: 8.63 ; SEM-II: 7.59 ; SEM-III: 9.15 ; SEM-IV: 8.84 ; SEM-V: 9.56 ; SEM-VI: 8.04 ; SEM-VII: 8.35 ; CGPI: 8.76													
CREDITS: SEM-I: 27 ; SEM-II: 27 ; SEM-III: 26 ; SEM-IV: 25 ; SEM-V: 27 ; SEM-VI: 25 ; SEM-VII: 26													
MARKS: SEM-I:583/750; SEM-II:523/750; SEM-III:587/725; SEM-IV:547/700; SEM-V:608/750; SEM-VI:526/725; SEM-VII:597/800; TOTAL: 4597/5900 (77.92%)													
-----													
/- FEMALE, #- 0.229, @- 0.5042/0.5043, *- 0.5045, \$- Carried Forward Grade, ~- Dyslexia, A/ABS- Absent, F- Fails, P- Passes													
RR- Reserved, RLE- Reserve for Lower Examination, RPV- Provisional, RCC- 0.5050, ADC- Admission Cancelled													
G:Grade, GP:Grade Point, C:Credits, 腓:Sum of Credit Points, 腓G:Sum of Product of Credits & Grades													
SGPI:Semester Grade Performance Index = 腓G/腓, CGPI:Cumulative Grade Performance Index													
% Marks : 80 and Above 75-79.99 70-74.99 60-69.99 50-59.99 45-49.99 40-44.99 Less Than 40													
Grade / Gr. Pt. : O / 10 A / 9 B / 8 C / 7 D / 6 E / 5 P / 4 F / 0													

SEAT_NO	NAME	<Course-I> Th(80/32) In(20/08) Total C G GP C*G	<Course-II> Th(80/32) In(20/08) Total C G GP C*G	<Course-III> Th(80/32) In(20/08) Total C G GP C*G	<Course-IV> Th(80/32) In(20/08) Total C G GP C*G	< Course-V > Tw(25/10) Or/Pr(25/10) Total C G GP C*G	<Course-VI > Tw(25/10) Or/Pr(25/10) Total C G GP C*G	<Course-VII> Tw(25/10) Or/Pr(25/10) Total C G GP C*G	<Course-VIII> Tw(100/40) Or/Pr(50/20) Total C G GP C*G	RESULT	REMARK	TOTAL MARKS OUT OF 700
01. ECC801	RF DESIGN				02. ECC802	WIRELESS NETWORKS		05. ECCDL08043	SATELLITE COMMUNICATION			
15. ILO8029	ENVIRONMENTAL MANAGEMENT				16. ECL801	RF DESIGN LAB		17. ECL802	WIRELESS NETWORKS LAB			
20. ECLDLO8043	SATELLITE COMM. LAB				22. ECL803	PROJECT-II						
-----												
10281616 /PATIL NIKITA KISHOR DAMAYANTI												
64	70	67	77	18	20	20	90					
17	15	19	14	18	20	21	45		P			595
81	85	86	91	36	40	41	135					
4 O 10 40	4 O 10 40	4 O 10 40	3 O 10 30	1 B 8 8	1 O 10 10	1 O 10 10	6 O 10 60		24 238			9.92
SGPI: SEM-I: 6.52 ; SEM-II: 7.28 ; SEM-III: 6.81 ; SEM-IV: 6.16 ; SEM-V: 6.67 ; SEM-VI: 7.20 ; SEM-VII: 6.73 ; CGPI: 7.13												
CREDITS: SEM-I: 27 ; SEM-II: 27 ; SEM-III: 26 ; SEM-IV: 25 ; SEM-V: 27 ; SEM-VI: 25 ; SEM-VII: 26												
MARKS: SEM-I:472/750; SEM-II:490/750; SEM-III:438/725; SEM-IV:404/700; SEM-V:465/750; SEM-VI:484/725; SEM-VII:515/800; TOTAL: 3863/5900 (65.47%)												
-----												
10281617 /PATIL URJA RAJENDRA UJWALA												
67	74	74	77	19	21	20	91					
19	16	17	14	18	20	20	46		P			613
86	90	91	91	37	41	40	137					
4 O 10 40	4 O 10 40	4 O 10 40	3 O 10 30	1 B 8 8	1 O 10 10	1 O 10 10	6 O 10 60		24 238			9.92
SGPI: SEM-I: 6.20 ; SEM-II: 7.19 ; SEM-III: 6.31 ; SEM-IV: 7.20 ; SEM-V: 7.19 ; SEM-VI: 7.52 ; SEM-VII: 7.62 ; CGPI: 7.36												
CREDITS: SEM-I: 27 ; SEM-II: 27 ; SEM-III: 26 ; SEM-IV: 25 ; SEM-V: 27 ; SEM-VI: 25 ; SEM-VII: 26												
MARKS: SEM-I:436/750; SEM-II:478/750; SEM-III:418/725; SEM-IV:450/700; SEM-V:481/750; SEM-VI:491/725; SEM-VII:549/800; TOTAL: 3916/5900 (66.37%)												
-----												
10281618 /PAWAR MRUNAL RAMDAS RAVINA												
67	74	74	77	19	18	18	91					
19	18	17	14	18	18	18	45		P			605
86	92	91	91	37	36	36	136					
4 O 10 40	4 O 10 40	4 O 10 40	3 O 10 30	1 B 8 8	1 B 8 8	1 B 8 8	6 O 10 60		24 234			9.75
SGPI: SEM-I: 6.09 ; SEM-II: 7.48 ; SEM-III: 6.85 ; SEM-IV: 6.72 ; SEM-V: 7.33 ; SEM-VI: 7.96 ; SEM-VII: 7.23 ; CGPI: 7.40												
CREDITS: SEM-I: 27 ; SEM-II: 27 ; SEM-III: 26 ; SEM-IV: 25 ; SEM-V: 27 ; SEM-VI: 25 ; SEM-VII: 26												
MARKS: SEM-I:442/750; SEM-II:499/750; SEM-III:446/725; SEM-IV:438/700; SEM-V:513/750; SEM-VI:504/725; SEM-VII:532/800; TOTAL: 3979/5900 (67.44%)												
-----												
/- FEMALE, #- 0.229, @- 0.5042/0.5043, *- 0.5045, \$- Carried Forward Grade, ~- Dyslexia, A/ABS- Absent, F- Fails, P- Passes												
RR- Reserved, RLE- Reserve for Lower Examination, RPV- Provisional, RCC- 0.5050, ADC- Admission Cancelled												
G:Grade, GP:Grade Point, C:Credits, 腓:Sum of Credit Points, 腓G:Sum of Product of Credits & Grades												
SGPI:Semester Grade Performance Index = 腓G/腓, CGPI:Cumulative Grade Performance Index												
% Marks : 80 and Above 75-79.99 70-74.99 60-69.99 50-59.99 45-49.99 40-44.99 Less Than 40												
Grade / Gr. Pt. : O / 10 A / 9 B / 8 C / 7 D / 6 E / 5 P / 4 F / 0												
-----												



SEAT_NO	NAME	<Course-I> Th(80/32)	<Course-II> Th(80/32)	<Course-III> Th(80/32)	<Course-IV> Th(80/32)	<Course-V> Tw(25/10)	<Course-VI> Tw(25/10)	<Course-VII> Tw(25/10)	<Course-VIII> Tw(100/40)	TOTAL MARKS	RESULT	REMARK	OUT OF 700
		In(20/08)	In(20/08)	In(20/08)	In(20/08)	Or/Pr(25/10)	Or/Pr(25/10)	Or/Pr(25/10)	Or/Pr(50/20)				
		Total	Total	Total	Total	Total	Total	Total	Total				
		C G GP C*G	C G GP C*G	C G GP C*G	C G GP C*G	C G GP C*G	C G GP C*G	C G GP C*G	C G GP C*G		排	排G	SGPI
01. ECC801	RF DESIGN				02. ECC802	WIRELESS NETWORKS		05. ECCDL08043	SATELLITE COMMUNICATION				
15. ILO8029	ENVIRONMENTAL MANAGEMENT				16. ECL801	RF DESIGN LAB		17. ECL802	WIRELESS NETWORKS LAB				
20. ECLDL08043	SATELLITE COMM. LAB				22. ECL803	PROJECT-II							
-----													
10281619	RASAL VIRAJ VIDYADHAR SAILEE												
		70	77	74	77	23	22	22	90				
		19	19	19	15	23	23	23	45		P		641
		89	96	93	92	46	45	45	135				
		4 O 10 40	4 O 10 40	4 O 10 40	3 O 10 30	1 O 10 10	1 O 10 10	1 O 10 10	6 O 10 60		24	240	10.00
		SGPI: SEM-I: 7.04 ; SEM-II: 7.59 ; SEM-III: 8.31 ; SEM-IV: 9.16 ; SEM-V: 8.22 ; SEM-VI: 8.16 ; SEM-VII: 8.42 ; CGPI: 8.33											
		CREDITS: SEM-I: 27 ; SEM-II: 27 ; SEM-III: 26 ; SEM-IV: 25 ; SEM-V: 27 ; SEM-VI: 25 ; SEM-VII: 26											
		MARKS: SEM-I:487/750; SEM-II:535/750; SEM-III:530/725; SEM-IV:552/700; SEM-V:558/750; SEM-VI:551/725; SEM-VII:615/800; TOTAL: 4469/5900 (75.75%)											
-----													
10281620	/RAUT ANAGHA AJAY ASHWINI												
		70	80	51	77	18	22	19	89				
		16	17	13	12	18	21	18	41		P	RLE	582
		86	97	64	89	36	43	37	130				
		4 O 10 40	4 O 10 40	4 C 7 28	3 O 10 30	1 B 8 8	1 O 10 10	1 B 8 8	6 O 10 60		24	224	9.33
		(DIPLOMA STUDENT) SGPI: SEM-III: 5.69 ; SEM-IV: 5.52 ; SEM-V: 5.59 ; SEM-VI: -- ; SEM-VII: 5.85 ; CGPI: --											
		CREDITS: SEM-III: 26 ; SEM-IV: 25 ; SEM-V: 27 ; SEM-VI: -- ; SEM-VII: 26											
		MARKS: SEM-III:393/725; SEM-IV:370/700; SEM-V:417/750; SEM-VI: -- ; SEM-VII:451/800; TOTAL: --											
-----													
10281621	/RAUT MUGDHA DHANANJAY PRASANNA												
		54	51	45	67	18	20	20	88				
		19	16	17	13	18	20	18	42		P		526
		73	67	62	80	36	40	38	130				
		4 B 8 32	4 C 7 28	4 C 7 28	3 O 10 30	1 B 8 8	1 O 10 10	1 A 9 9	6 O 10 60		24	205	8.54
		(DIPLOMA STUDENT) SGPI: SEM-III: 6.12 ; SEM-IV: 5.76 ; SEM-V: 5.59 ; SEM-VI: 6.44 ; SEM-VII: 6.00 ; CGPI: 6.38											
		CREDITS: SEM-III: 26 ; SEM-IV: 25 ; SEM-V: 27 ; SEM-VI: 25 ; SEM-VII: 26											
		MARKS: SEM-III:416/725; SEM-IV:385/700; SEM-V:423/750; SEM-VI:434/725; SEM-VII:459/800; TOTAL: 2643/4400 (60.07%)											
-----													
/- FEMALE, #- 0.229, @- 0.5042/0.5043, *- 0.5045, \$- Carried Forward Grade, ~- Dyslexia, A/ABS- Absent, F- Fails, P- Passes													
RR- Reserved, RLE- Reserve for Lower Examination, RPV- Provisional, RCC- 0.5050, ADC- Admission Cancelled													
G:Grade, GP:Grade Point, C:Credits, 排:Sum of Credit Points, 排G:Sum of Product of Credits & Grades													
SGPI:Semester Grade Performance Index = 排G/排, CGPI:Cumulative Grade Performance Index													
% Marks : 80 and Above 75-79.99 70-74.99 60-69.99 50-59.99 45-49.99 40-44.99 Less Than 40													
Grade / Gr. Pt. : O / 10 A / 9 B / 8 C / 7 D / 6 E / 5 P / 4 F / 0													

SEAT_NO	NAME	<Course-I>	<Course-II>	<Course-III>	<Course-IV>	< Course-V >	<Course-VI >	<Course-VII>	<Course-VIII>	TOTAL MARKS	RESULT	REMARK	OUT OF 700
		Th(80/32)	Th(80/32)	Th(80/32)	Th(80/32)	Tw(25/10)	Tw(25/10)	Tw(25/10)	Tw(100/40)				
		In(20/08)	In(20/08)	In(20/08)	In(20/08)	Or/Pr(25/10)	Or/Pr(25/10)	Or/Pr(25/10)	Or/Pr(50/20)				
		Total	Total	Total	Total	Total	Total	Total	Total				
		C G GP C*G	C G GP C*G	C G GP C*G	C G GP C*G	C G GP C*G	C G GP C*G	C G GP C*G	C G GP C*G		腩 腩G	SGPI	
01. ECC801	RF DESIGN				02. ECC802	WIRELESS NETWORKS			05. ECCDLO8043	SATELLITE COMMUNICATION			
15. ILO8029	ENVIRONMENTAL MANAGEMENT				16. ECL801	RF DESIGN LAB			17. ECL802	WIRELESS NETWORKS LAB			
20. ECLDLO8043	SATELLITE COMM. LAB				22. ECL803	PROJECT-II							
-----													
10281622 /VALA ISHA ATUL ALPA													
		67	70	58	77	19	20	20	82				
		19	17	16	14	20	20	18	40	P		577	
		86	87	74	91	39	40	38	122				
		4 O 10 40	4 O 10 40	4 B 8 32	3 O 10 30	1 A 9 9	1 O 10 10	1 A 9 9	6 O 10 60	24 230	9.58		
		SGPI: SEM-I: 6.24 ; SEM-II: 6.65 ; SEM-III: 6.65 ; SEM-IV: 7.08 ; SEM-V: 7.63 ; SEM-VI: 7.24 ; SEM-VII: 6.58 ; CGPI: 7.18											
		CREDITS: SEM-I: 27 ; SEM-II: 27 ; SEM-III: 26 ; SEM-IV: 25 ; SEM-V: 27 ; SEM-VI: 25 ; SEM-VII: 26											
		MARKS: SEM-I:456/750; SEM-II:462/750; SEM-III:446/725; SEM-IV:449/700; SEM-V:516/750; SEM-VI:480/725; SEM-VII:496/800; TOTAL: 3882/5900 (65.80%)											
-----													
10281623 YESJI MEGHAN DURWAS KIRAN													
		74	77	74	80	22	20	20	92				
		19	16	17	15	22	18	20	47	P		633	
		93	93	91	95	44	38	40	139				
		4 O 10 40	4 O 10 40	4 O 10 40	3 O 10 30	1 O 10 10	1 A 9 9	1 O 10 10	6 O 10 60	24 239	9.96		
		SGPI: SEM-I: 7.00 ; SEM-II: 6.78 ; SEM-III: 7.58 ; SEM-IV: 8.08 ; SEM-V: 7.85 ; SEM-VI: 8.44 ; SEM-VII: 8.85 ; CGPI: 8.03											
		CREDITS: SEM-I: 27 ; SEM-II: 27 ; SEM-III: 26 ; SEM-IV: 25 ; SEM-V: 27 ; SEM-VI: 25 ; SEM-VII: 26											
		MARKS: SEM-I:490/750; SEM-II:459/750; SEM-III:472/725; SEM-IV:494/700; SEM-V:534/750; SEM-VI:536/725; SEM-VII:625/800; TOTAL: 4243/5900 (71.92%)											
-----													
/- FEMALE, #- 0.229, @- 0.5042/0.5043, *- 0.5045, \$- Carried Forward Grade, -- Dyslexia, A/ABS- Absent, F- Fails, P- Passes													
RR- Reserved, RLE- Reserve for Lower Examination, RPV- Provisional, RCC- 0.5050, ADC- Admission Cancelled													
G:Grade, GP:Grade Point, C:Credits, 腩腩:Sum of Credit Points, 腩腩G:Sum of Product of Credits & Grades													
SGPI:Semester Grade Performance Index = 腩腩G/腩腩, CGPI:Cumulative Grade Performance Index													
% Marks : 80 and Above 75-79.99 70-74.99 60-69.99 50-59.99 45-49.99 40-44.99 Less Than 40													
Grade / Gr. Pt. : O / 10 A / 9 B / 8 C / 7 D / 6 E / 5 P / 4 F / 0													
-----													

Date:- 03/03/2021**VIDYAVARDHINI'S COLLEGE OF ENGG. & TECH. VASAI ROAD****Result of B.E./ Computer Engg./Semester VIII (CBCGS) May-2020**

	VCET	University
Number of Candidates Registered	72	99.80%
Admitted	72	
Absent	Nil	
Appeared	72	
Pass	69	
RLE	03	
Fail	Nil	
PPR	Nil	
Pass Percentage	100%	

**Meritorious students**

Sr. No	Seat No.	Name	CGPI	VCET Pass%	VCET Rank
01	7282180	Jain Ritik Prahalad Karuna	9.57	85.10	1 <sup>st</sup>
02	7282195	/Rao Kritika Sujay Bindu	9.42	84.28	2 <sup>nd</sup>
03	7282212	/Majalika Prarthana Digambar Vidya	9.07	80.45	3 <sup>rd</sup>
04	7282171	/Churi Hindavi Dinesh Ulka	9.05	80.63	4 <sup>th</sup>
05	7282168	Bijur Adithya Ganesh Sumana	9.04	81.07	5 <sup>th</sup>
06	7282170	Choudhary Dinesh Mularamji Mohini	8.97	80.07	6 <sup>th</sup>
07	7282219	/Bodke Gauri Pandharinath Shubhangi	8.94	80.58	7 <sup>th</sup>
08	7282198	Shilwant Chirag Chandrakant Eravva	8.89	78.57	8 <sup>th</sup>
09	7282223	Khuman Parag Sunill Kanta	8.87	79.23	9 <sup>th</sup>
10	7282191	/Patil Manali Ajay Amita	8.82	78.90	10 <sup>th</sup>

merit student &amp; %

Comp - 69 Nos.

Exam. Section

8  
 05/03/2021  
 Recd

BE (COMP) / Sem. VIII (CBCGS) / OCT. 2020 (May-2020)

SEAT_NO	NAME	<Course-I>	<Course-II>	<Course-III>	<Course-IV>	<Course-V >	<Course-VI>	<Course-VII>	<Course-VIII>	< Course-IX >	TOTAL MARKS
		Th(80/32)	Th(80/32)	Th(80/32)	Th(80/32)	Tw(25/10)	Tw(25/10)	Tw(50/20)	Tw(50/20)	Tw(50/20)	OUT OF 750
		In(20/08)	In(20/08)	In(20/08)	In(20/08)	Or(25/10)	Or(25/10)	Or/Pr(25/10)	Or/Pr(25/10)	Or/Pr(50/20)	RESULT REMARK
		Total	Total	Total	Total	Total	Total	Total	Total	Total	ãC ãCG SGPI
		C G GP C*G	C G GP C*G	C G GP C*G	C G GP C*G	C G GP C*G	C G GP C*G	C G GP C*G	C G GP C*G	C G GP C*G	
01. CSC801	HUMAN MACHINE INTERACTION	02. CSC802	DISTRIBUTED COMPUTING	03. CSDLO8011	HIGH PERFORMANCE COMP.						
06. ILO8021	PROJECT MANAGEMENT	15. CSL801	HUMAN MACHINE INTER. LAB	16. CSL802	DISTRIBUTED COMPUTING LAB						
17. CSL803	CLOUD COMPUTING LAB.	18. CSL804	COMPUTATIONAL LAB-II	19. CSP805	MAJOR PROJECT-II						
7282167	BHOSALE PRANAV MAHESH MRUNAL										
		58	74	67	64	22	21	43	37	45	
		17	17	17	18	23	21	21	23	46	P 634
		75	91	84	82	45	42	64	60	91	
		4 A 9 36	4 O 10 40	4 O 10 40	3 O 10 30	1 O 10 10	1 O 10 10	2 O 10 20	1 O 10 10	6 O 10 60	26 256 9.85
		SGPI: SEM-I: 5.80 ; SEM-II: 5.24 ; SEM-III: 5.85 ; SEM-IV: 5.78 ; SEM-V: 7.00 ; SEM-VI: 6.42 ; SEM-VII: 7.96 ; CGPI: 6.72 @0.03									
		CREDITS: SEM-I: 27 ; SEM-II: 27 ; SEM-III: 26 ; SEM-IV: 27 ; SEM-V: 27 ; SEM-VI: 26 ; SEM-VII: 26									
		MARKS: SEM-I:401/750; SEM-II:390/750; SEM-III:423/750; SEM-IV:416/750; SEM-V:489/750; SEM-VI:458/750; SEM-VII:543/750; TOTAL: 3754/6000 (62.57%)									
7282168	BIJUR ADITHYA GANESH SUMANA										
		67	80	74	70	22	22	45	44	48	
		18	18	19	17	22	21	22	23	48	P 680
		85	98	93	87	44	43	67	67	96	
		4 O 10 40	4 O 10 40	4 O 10 40	3 O 10 30	1 O 10 10	1 O 10 10	2 O 10 20	1 O 10 10	6 O 10 60	26 260 10.00
		SGPI: SEM-I: 8.24 ; SEM-II: 8.41 ; SEM-III: 9.23 ; SEM-IV: 9.70 ; SEM-V: 9.41 ; SEM-VI: 8.62 ; SEM-VII: 8.73 ; CGPI: 9.04									
		CREDITS: SEM-I: 27 ; SEM-II: 27 ; SEM-III: 26 ; SEM-IV: 27 ; SEM-V: 27 ; SEM-VI: 26 ; SEM-VII: 26									
		MARKS: SEM-I:557/750; SEM-II:574/750; SEM-III:627/750; SEM-IV:621/750; SEM-V:632/750; SEM-VI:584/750; SEM-VII:589/750; TOTAL: 4864/6000 (81.07%)									
7282169	CHAVAN NILESH GANPAT GANGA										
		67	80	70	70	21	20	44	43	48	
		18	13	19	19	22	21	21	23	46	P 665
		85	93	89	89	43	41	65	66	94	
		4 O 10 40	4 O 10 40	4 O 10 40	3 O 10 30	1 O 10 10	1 O 10 10	2 O 10 20	1 O 10 10	6 O 10 60	26 260 10.00
		SGPI: SEM-I: 8.43 ; SEM-II: 8.33 ; SEM-III: 9.00 ; SEM-IV: 9.15 ; SEM-V: 8.74 ; SEM-VI: 7.38 ; SEM-VII: 8.15 ; CGPI: 8.65									
		CREDITS: SEM-I: 27 ; SEM-II: 27 ; SEM-III: 26 ; SEM-IV: 27 ; SEM-V: 27 ; SEM-VI: 26 ; SEM-VII: 26									
		MARKS: SEM-I:553/750; SEM-II:550/750; SEM-III:591/750; SEM-IV:597/750; SEM-V:578/750; SEM-VI:521/750; SEM-VII:555/750; TOTAL: 4610/6000 (76.83%)									
/- FEMALE, #- 0.229, @- 0.5042/0.5043, *- 0.5045, \$- Carried Forward Grade, -- Dyslexia, A/ABS- Absent, F- Fails, P- Passes											
RR- Reserved, RLE- Reserve for Lower Examination, RPV- Provisional, RCC- 0.5050, ADC- Admission Cancelled											
G:Grade, GP:Grade Point, C:Credits, ãC:Sum of Credit Points, ãCG:Sum of Product of Credits & Grades											
SGPI:Semester Grade Performance Index = ãCG/ãC, CGPI:Cumulative Grade Performance Index											
% Marks : 80 and Above 75-79.99 70-74.99 60-69.99 50-59.99 45-49.99 40-44.99 Less Than 40											
Grade / Gr. Pt. : O / 10 A / 9 B / 8 C / 7 D / 6 E / 5 P / 4 F / 0											

II

DN

DN

SEAT_NO	NAME	<Course-I>	<Course-II>	<Course-III>	<Course-IV>	<Course-V>	<Course-VI>	<Course-VII>	<Course-VIII>	<Course-IX>	TOTAL MARKS
		Th(80/32)	Th(80/32)	Th(80/32)	Th(80/32)	Tw(25/10)	Tw(25/10)	Tw(50/20)	Tw(50/20)	Tw(50/20)	OUT OF 750
		In(20/08)	In(20/08)	In(20/08)	In(20/08)	Or(25/10)	Or(25/10)	Or/Pr(25/10)	Or/Pr(25/10)	Or/Pr(50/20)	RESULT REMARK
		Total	Total	Total	Total	Total	Total	Total	Total	Total	äC äCG SGPI
		C G GP C*G	C G GP C*G	C G GP C*G	C G GP C*G	C G GP C*G	C G GP C*G	C G GP C*G	C G GP C*G	C G GP C*G	

01. CSC801	HUMAN MACHINE INTERACTION	02. CSC802	DISTRIBUTED COMPUTING	03. CSDL08011	HIGH PERFORMANCE COMP.
06. ILO8021	PROJECT MANAGEMENT	15. CSL801	HUMAN MACHINE INTER. LAB	16. CSL802	DISTRIBUTED COMPUTING LAB
17. CSL803	CLOUD COMPUTING LAB.	18. CSL804	COMPUTATIONAL LAB-II	19. CSP805	MAJOR PROJECT-II

7282170 CHOUDHARY DINESH MULARAMJI MOHINI

64	80	74	70	22	22	41	44	46			
19	18	19	18	23	21	19	23	47	P		670
83	98	93	88	45	43	60	67	93			
4	0	10	40	4	0	10	40	4	0	10	40

SGPI: SEM-I: 7.85 ; SEM-II: 8.91 ; SEM-III: 9.54 ; SEM-IV: 9.07 ; SEM-V: 9.30 ; SEM-VI: 8.77 ; SEM-VII: 8.31 ; CGPI: 8.97  
 CREDITS: SEM-I: 27 ; SEM-II: 27 ; SEM-III: 26 ; SEM-IV: 27 ; SEM-V: 27 ; SEM-VI: 26 ; SEM-VII: 26  
 MARKS: SEM-I:552/750; SEM-II:591/750; SEM-III:614/750; SEM-IV:601/750; SEM-V:620/750; SEM-VI:591/750; SEM-VII:565/750; TOTAL: 4804/6000 (80.07%)

DN

7282171 /CHURI HINDAVI DINESH ULKA

67	80	74	70	22	23	41	42	47			
19	17	17	18	22	21	20	22	46	P		668
86	97	91	88	44	44	61	64	93			
4	0	10	40	4	0	10	40	4	0	10	40

SGPI: SEM-I: 8.56 ; SEM-II: 9.37 ; SEM-III: 9.85 ; SEM-IV: 9.11 ; SEM-V: 8.81 ; SEM-VI: 8.46 ; SEM-VII: 8.27 ; CGPI: 9.05  
 CREDITS: SEM-I: 27 ; SEM-II: 27 ; SEM-III: 26 ; SEM-IV: 27 ; SEM-V: 27 ; SEM-VI: 26 ; SEM-VII: 26  
 MARKS: SEM-I:575/750; SEM-II:623/750; SEM-III:634/750; SEM-IV:610/750; SEM-V:594/750; SEM-VI:578/750; SEM-VII:556/750; TOTAL: 4838/6000 (80.63%)

DN

7282172 /DERE NEHA NILESH SHAMA

67	64	61	64	21	21	43	39	43			
17	16	17	16	21	20	19	22	43	P		614
84	80	78	80	42	41	62	61	86			
4	0	10	40	4	0	10	40	4	0	10	40

SGPI: SEM-I: 6.80 ; SEM-II: 8.04 ; SEM-III: 7.31 ; SEM-IV: 6.11 ; SEM-V: 7.26 ; SEM-VI: 6.77 ; SEM-VII: 8.00 ; CGPI: 7.51  
 CREDITS: SEM-I: 27 ; SEM-II: 27 ; SEM-III: 26 ; SEM-IV: 27 ; SEM-V: 27 ; SEM-VI: 26 ; SEM-VII: 26  
 MARKS: SEM-I:478/750; SEM-II:542/750; SEM-III:501/750; SEM-IV:448/750; SEM-V:501/750; SEM-VI:479/750; SEM-VII:524/750; TOTAL: 4087/6000 (68.12%)

I

/- FEMALE, #- 0.229, @- 0.5042/0.5043, \*- 0.5045, \$- Carried Forward Grade, -- Dyslexia, A/ABS- Absent, F- Fails, P- Passes  
 RR- Reserved, RLE- Reserve for Lower Examination, RPV- Provisional, RCC- 0.5050, ADC- Admission Cancelled  
 G:Grade, GP:Grade Point, C:Credits, äC:Sum of Credit Points, äCG:Sum of Product of Credits & Grades  
 SGPI:Semester Grade Performance Index = äCG/äC, CGPI:Cumulative Grade Performance Index  
 % Marks : 80 and Above 75-79.99 70-74.99 60-69.99 50-59.99 45-49.99 40-44.99 Less Than 40  
 Grade / Gr. Pt. : O / 10 A / 9 B / 8 C / 7 D / 6 E / 5 P / 4 F / 0



SEAT_NO	NAME	<Course-I>	<Course-II>	<Course-III>	<Course-IV>	<Course-V>	<Course-VI>	<Course-VII>	<Course-VIII>	<Course-IX>	RESULT	REMARK	TOTAL MARKS OUT OF 750
		Th(80/32)	Th(80/32)	Th(80/32)	Th(80/32)	Tw(25/10)	Tw(25/10)	Tw(50/20)	Tw(50/20)	Tw(50/20)			
		In(20/08)	In(20/08)	In(20/08)	In(20/08)	Or(25/10)	Or(25/10)	Or/Pr(25/10)	Or/Pr(25/10)	Or/Pr(50/20)			
		Total	Total	Total	Total	Total	Total	Total	Total	Total	àC	àCG	SGPI
		C G GP C*G	C G GP C*G	C G GP C*G	C G GP C*G	C G GP C*G	C G GP C*G	C G GP C*G	C G GP C*G	C G GP C*G			
01.	CSC801	HUMAN MACHINE INTERACTION			02.	CSC802	DISTRIBUTED COMPUTING			03.	CSDLO8011	HIGH PERFORMANCE COMP.	
06.	ILO8021	PROJECT MANAGEMENT			15.	CSL801	HUMAN MACHINE INTER. LAB			16.	CSL802	DISTRIBUTED COMPUTING LAB	
17.	CSL803	CLOUD COMPUTING LAB.			18.	CSL804	COMPUTATIONAL LAB-II			19.	CSP805	MAJOR PROJECT-II	
-----													
7282173	DHANVE PANKAJ PRAKASH SANGITA												
		67	80	74	67	22	22	39	42	45			
		18	15	18	16	22	20	20	23	46	P		656
		85	95	92	83	44	42	59	65	91			
		4 O 10	40	4 O 10	40	4 O 10	40	3 O 10	30	1 O 10	10	1 O 10	10
						2 A 9	18	1 O 10	10	6 O 10	60	26	258 9.92
		SGPI: SEM-I: 6.13 ; SEM-II: 6.67 ; SEM-III: 5.62 ; SEM-IV: 6.48 ; SEM-V: 7.37 ; SEM-VI: 7.46 ; SEM-VII: 8.23 ; CGPI: 7.22											
		CREDITS: SEM-I: 27 ; SEM-II: 27 ; SEM-III: 26 ; SEM-IV: 27 ; SEM-V: 27 ; SEM-VI: 26 ; SEM-VII: 26											
		MARKS: SEM-I:437/750; SEM-II:465/750; SEM-III:422/750; SEM-IV:466/750; SEM-V:498/750; SEM-VI:507/750; SEM-VII:557/750; TOTAL: 4008/6000 (66.80%)											
-----													
7282174	GAIKWAD RAHUL SHYAMSUNDAR SUNITA												
		67	80	74	67	22	20	40	40	42			
		19	16	18	16	22	20	20	24	42	P		649
		86	96	92	83	44	40	60	64	84			
		4 O 10	40	4 O 10	40	4 O 10	40	3 O 10	30	1 O 10	10	1 O 10	10
						2 O 10	20	1 O 10	10	6 O 10	60	26	260 10.00
		SGPI: SEM-I: 5.85 ; SEM-II: 5.48 ; SEM-III: 5.73 ; SEM-IV: 6.19 ; SEM-V: 7.30 ; SEM-VI: 6.50 ; SEM-VII: 7.42 ; CGPI: 6.80											
		CREDITS: SEM-I: 27 ; SEM-II: 27 ; SEM-III: 26 ; SEM-IV: 27 ; SEM-V: 27 ; SEM-VI: 26 ; SEM-VII: 26											
		MARKS: SEM-I:433/750; SEM-II:399/750; SEM-III:412/750; SEM-IV:446/750; SEM-V:493/750; SEM-VI:462/750; SEM-VII:492/750; TOTAL: 3786/6000 (63.10%)											
-----													
7282175	/GORNALE VAANISHREE PREMNATH CHANDRAKALA												
		61	74	67	67	21	19	42	38	43			
		17	13	16	17	22	20	20	22	44	P		623
		78	87	83	84	43	39	62	60	87			
		4 A 9	36	4 O 10	40	4 O 10	40	3 O 10	30	1 O 10	10	1 A 9	9
						2 O 10	20	1 O 10	10	6 O 10	60	26	255 9.81
		SGPI: SEM-I: 5.81 ; SEM-II: 5.59 ; SEM-III: 4.79 ; SEM-IV: 5.18 ; SEM-V: 6.78 ; SEM-VI: 5.54 ; SEM-VII: 6.92 ; CGPI: 6.27											
		CREDITS: SEM-I: 27 ; SEM-II: 27 ; SEM-III: 28 ; SEM-IV: 28 ; SEM-V: 27 ; SEM-VI: 26 ; SEM-VII: 26											
		MARKS: SEM-I:414/750; SEM-II:395/750; SEM-III:381/800; SEM-IV:433/825; SEM-V:467/750; SEM-VI:420/750; SEM-VII:480/750; TOTAL: 3613/6125 (58.99%)											
-----													
/- FEMALE, #- 0.229, @- 0.5042/0.5043, *- 0.5045, \$- Carried Forward Grade, -- Dyslexia, A/ABS- Absent, F- Fails, P- Passes													
RR- Reserved, RLE- Reserve for Lower Examination, RPV- Provisional, RCC- 0.5050, ADC- Admission Cancelled													
G:Grade, GP:Grade Point, C:Credits, àC:Sum of Credit Points, àCG:Sum of Product of Credits & Grades													
SGPI:Semester Grade Performance Index = àCG/àC, CGPI:Cumulative Grade Performance Index													
% Marks : 80 and Above 75-79.99 70-74.99 60-69.99 50-59.99 45-49.99 40-44.99 Less Than 40													
Grade / Gr. Pt. : O / 10 A / 9 B / 8 C / 7 D / 6 E / 5 P / 4 F / 0													

SEAT_NO	NAME	<Course-I>	<Course-II>	<Course-III>	<Course-IV>	<Course-V >	<Course-VI>	<Course-VII>	<Course-VIII>	< Course-IX >	RESULT	REMARK	TOTAL MARKS
		Th(80/32)	Th(80/32)	Th(80/32)	Th(80/32)	Tw(25/10)	Tw(25/10)	Tw(50/20)	Tw(50/20)	Tw(50/20)			OUT OF 750
		In(20/08)	In(20/08)	In(20/08)	In(20/08)	Or(25/10)	Or(25/10)	Or/Pr(25/10)	Or/Pr(25/10)	Or/Pr(50/20)			
		Total	Total	Total	Total	Total	Total	Total	Total	Total			
		C G GP C*G	C G GP C*G	C G GP C*G	C G GP C*G	C G GP C*G	C G GP C*G	C G GP C*G	C G GP C*G	C G GP C*G			

01. CSC801	HUMAN MACHINE INTERACTION	02. CSC802	DISTRIBUTED COMPUTING	03. CSDLO8011	HIGH PERFORMANCE COMP.
06. ILO8021	PROJECT MANAGEMENT	15. CSL801	HUMAN MACHINE INTER. LAB	16. CSL802	DISTRIBUTED COMPUTING LAB
17. CSL803	CLOUD COMPUTING LAB.	18. CSL804	COMPUTATIONAL LAB-II	19. CSP805	MAJOR PROJECT-II

7282176 /GOSAVI DIKSHA PRAMOD POONAM

61	70	67	67	23	18	43	45	44												
20	18	20	19	22	20	20	23	43			P		643							
81	88	87	86	45	38	63	68	87												
4 O 10	40	4 O 10	40	4 O 10	40	3 O 10	30	1 O 10	10	1 A 9	9	2 O 10	20	1 O 10	10	6 O 10	60	26	259	9.96

SGPI: SEM-I: 7.41 ; SEM-II: 7.52 ; SEM-III: 8.62 ; SEM-IV: 8.30 ; SEM-V: 8.44 ; SEM-VI: 7.50 ; SEM-VII: 7.92 ; CGPI: 8.20  
CREDITS: SEM-I: 27 ; SEM-II: 27 ; SEM-III: 26 ; SEM-IV: 27 ; SEM-V: 27 ; SEM-VI: 26 ; SEM-VII: 26  
MARKS: SEM-I:521/750; SEM-II:516/750; SEM-III:568/750; SEM-IV:556/750; SEM-V:562/750; SEM-VI:520/750; SEM-VII:540/750; TOTAL: 4426/6000 (73.77%)

7282177 /HONKALAS DISHA MALOJI SUSHMA

64	74	67	67	21	19	42	41	43												
18	14	16	16	22	20	19	22	43			P		628							
82	88	83	83	43	39	61	63	86												
4 O 10	40	4 O 10	40	4 O 10	40	3 O 10	30	1 O 10	10	1 A 9	9	2 O 10	20	1 O 10	10	6 O 10	60	26	259	9.96

SGPI: SEM-I: 5.69 ; SEM-II: 6.19 ; SEM-III: 4.86 ; SEM-IV: 5.29 ; SEM-V: 6.70 ; SEM-VI: 6.46 ; SEM-VII: 6.92 ; CGPI: 6.48  
CREDITS: SEM-I: 27 ; SEM-II: 27 ; SEM-III: 28 ; SEM-IV: 28 ; SEM-V: 27 ; SEM-VI: 26 ; SEM-VII: 26  
MARKS: SEM-I:422/750; SEM-II:447/750; SEM-III:395/800; SEM-IV:428/825; SEM-V:472/750; SEM-VI:448/750; SEM-VII:477/750; TOTAL: 3717/6125 (60.69%)

7282178 /INAMDAR MEHJABEEN RAHIM BAKSH SHAMSHAD

70	80	64	67	22	21	43	44	44												
18	14	18	18	21	19	20	21	44			P		648							
88	94	82	85	43	40	63	65	88												
4 O 10	40	4 O 10	40	4 O 10	40	3 O 10	30	1 O 10	10	1 O 10	10	2 O 10	20	1 O 10	10	6 O 10	60	26	260	10.00

SGPI: SEM-I: 6.70 ; SEM-II: 7.52 ; SEM-III: 7.85 ; SEM-IV: 7.41 ; SEM-V: 7.56 ; SEM-VI: 6.73 ; SEM-VII: 6.81 ; CGPI: 7.57  
CREDITS: SEM-I: 27 ; SEM-II: 27 ; SEM-III: 26 ; SEM-IV: 27 ; SEM-V: 27 ; SEM-VI: 26 ; SEM-VII: 26  
MARKS: SEM-I:476/750; SEM-II:515/750; SEM-III:528/750; SEM-IV:501/750; SEM-V:522/750; SEM-VI:475/750; SEM-VII:486/750; TOTAL: 4151/6000 (69.18%)

/- FEMALE, #- 0.229, @- 0.5042/0.5043, \*- 0.5045, \$- Carried Forward Grade, -- Dyslexia, A/ABS- Absent, F- Fails, P- Passes  
RR- Reserved, RLE- Reserve for Lower Examination, RPV- Provisional, RCC- 0.5050, ADC- Admission Cancelled  
G:Grade, GP:Grade Point, C:Credits, aC:Sum of Credit Points, aCG:Sum of Product of Credits & Grades  
SGPI:Semester Grade Performance Index = aCG/aC, CGPI:Cumulative Grade Performance Index  
% Marks : 80 and Above 75-79.99 70-74.99 60-69.99 50-59.99 45-49.99 40-44.99 Less Than 40  
Grade / Gr. Pt. : O / 10 A / 9 B / 8 C / 7 D / 6 E / 5 P / 4 F / 0



SEAT_NO	NAME	<Course-I>	<Course-II>	<Course-III>	<Course-IV>	<Course-V>	<Course-VI>	<Course-VII>	<Course-VIII>	<Course-IX>	RESULT	REMARK	TOTAL MARKS OUT OF 750
		Th(80/32)	Th(80/32)	Th(80/32)	Th(80/32)	Tw(25/10)	Tw(25/10)	Tw(50/20)	Tw(50/20)	Tw(50/20)			
		In(20/08)	In(20/08)	In(20/08)	In(20/08)	Or(25/10)	Or(25/10)	Or/Pr(25/10)	Or/Pr(25/10)	Or/Pr(50/20)			
		Total	Total	Total	Total	Total	Total	Total	Total	Total			
		C G GP C*G	C G GP C*G	C G GP C*G	C G GP C*G	C G GP C*G	C G GP C*G	C G GP C*G	C G GP C*G	C G GP C*G			
01.	CSC801	HUMAN MACHINE INTERACTION			02.	CSC802	DISTRIBUTED COMPUTING			03.	CSDL08011	HIGH PERFORMANCE COMP.	
06.	ILO8021	PROJECT MANAGEMENT			15.	CSL801	HUMAN MACHINE INTER. LAB			16.	CSL802	DISTRIBUTED COMPUTING LAB	
17.	CSL803	CLOUD COMPUTING LAB.			18.	CSL804	COMPUTATIONAL LAB-II			19.	CSP805	MAJOR PROJECT-II	
-----													
7282179	JADHAV SAIRAJ PRAKASH PRITI												
		67	80	74	67	21	21	39	41	42			
		19	15	18	17	21	19	18	22	42	P		643
		86	95	92	84	42	40	57	63	84			
		4 O 10	40	4 O 10	40	4 O 10	40	3 O 10	30	1 O 10	10	1 O 10	10
								2 A	9	18	1 O 10	10	6 O 10
											60	26	258
													9.92
		SGPI: SEM-I: 5.20 ; SEM-II: 5.80 ; SEM-III: 5.08 ; SEM-IV: 5.33 ; SEM-V: 5.74 ; SEM-VI: 6.00 ; SEM-VII: 7.00 ; CGPI: 6.24											
		CREDITS: SEM-I: 27 ; SEM-II: 27 ; SEM-III: 26 ; SEM-IV: 27 ; SEM-V: 27 ; SEM-VI: 26 ; SEM-VII: 26											
		MARKS: SEM-I:402/750; SEM-II:412/750; SEM-III:384/750; SEM-IV:381/750; SEM-V:417/750; SEM-VI:439/750; SEM-VII:479/750; TOTAL: 3557/6000 (59.28%)											
-----													
7282180	JAIN RITIK PRAHALAD KARUNA												
		67	80	74	70	22	20	42	43	46			
		20	20	20	19	22	21	19	22	47	P		674
		87	100	94	89	44	41	61	65	93			
		4 O 10	40	4 O 10	40	4 O 10	40	3 O 10	30	1 O 10	10	1 O 10	10
								2 O 10	20	1 O 10	10	6 O 10	60
												26	260
													10.00
		SGPI: SEM-I: 9.44 ; SEM-II: 9.70 ; SEM-III: 9.85 ; SEM-IV: 9.85 ; SEM-V: 9.48 ; SEM-VI: 9.38 ; SEM-VII: 8.88 ; CGPI: 9.57											
		CREDITS: SEM-I: 27 ; SEM-II: 27 ; SEM-III: 26 ; SEM-IV: 27 ; SEM-V: 27 ; SEM-VI: 26 ; SEM-VII: 26											
		MARKS: SEM-I:625/750; SEM-II:646/750; SEM-III:656/750; SEM-IV:643/750; SEM-V:647/750; SEM-VI:619/750; SEM-VII:596/750; TOTAL: 5106/6000 (85.10%)											
-----													
7282181	KHEDKAR VIKAS PRALHAD CHANDARAKALA												
		67	80	74	67	22	21	43	39	45			
		18	15	18	18	23	21	21	23	46	P		661
		85	95	92	85	45	42	64	62	91			
		4 O 10	40	4 O 10	40	4 O 10	40	3 O 10	30	1 O 10	10	1 O 10	10
								2 O 10	20	1 O 10	10	6 O 10	60
												26	260
													10.00
		SGPI: SEM-I: 6.44 ; SEM-II: 6.63 ; SEM-III: 5.92 ; SEM-IV: 7.07 ; SEM-V: 8.07 ; SEM-VI: 7.46 ; SEM-VII: 8.31 ; CGPI: 7.48											
		CREDITS: SEM-I: 27 ; SEM-II: 27 ; SEM-III: 26 ; SEM-IV: 27 ; SEM-V: 27 ; SEM-VI: 26 ; SEM-VII: 26											
		MARKS: SEM-I:468/750; SEM-II:480/750; SEM-III:439/750; SEM-IV:494/750; SEM-V:531/750; SEM-VI:513/750; SEM-VII:566/750; TOTAL: 4152/6000 (69.20%)											
-----													
/- FEMALE, #- 0.229, @- 0.5042/0.5043, *- 0.5045, \$- Carried Forward Grade, -- Dyslexia, A/ABS- Absent, F- Fails, P- Passes													
RR- Reserved, RLE- Reserve for Lower Examination, RPV- Provisional, RCC- 0.5050, ADC- Admission Cancelled													
G:Grade, GP:Grade Point, C:Credits, aC:Sum of Credit Points, aCG:Sum of Product of Credits & Grades													
SGPI:Semester Grade Performance Index = aCG/aC, CGPI:Cumulative Grade Performance Index													
% Marks : 80 and Above 75-79.99 70-74.99 60-69.99 50-59.99 45-49.99 40-44.99 Less Than 40													
Grade / Gr. Pt. : O / 10 A / 9 B / 8 C / 7 D / 6 E / 5 P / 4 F / 0													

II

DN

I

UNIVERSITY OF MUMBAI

Page No.: 734

OFFICE REGISTER FOR THE B.E. (COMPUTER ENGINEERING) (SEM VIII) (CHOICE BASED) EXAMINATION HELD IN OCTOBER 2020  
COLLEGE/CENTRE NAME:466:VCET

RESULT DATE :- NOVEMBER 13, 2020

SEAT_NO	NAME	<Course-I>	<Course-II>	<Course-III>	<Course-IV>	<Course-V >	<Course-VI>	<Course-VII>	<Course-VIII>	< Course-IX >	RESULT	REMARK	TOTAL MARKS
		Th(80/32)	Th(80/32)	Th(80/32)	Th(80/32)	Tw(25/10)	Tw(25/10)	Tw(50/20)	Tw(50/20)	Tw(50/20)			OUT OF 750
		In(20/08)	In(20/08)	In(20/08)	In(20/08)	Or(25/10)	Or(25/10)	Or/Pr(25/10)	Or/Pr(25/10)	Or/Pr(50/20)			
		Total	Total	Total	Total	Total	Total	Total	Total	Total			
		C G GP C*G	C G GP C*G	C G GP C*G	C G GP C*G	C G GP C*G	C G GP C*G	C G GP C*G	C G GP C*G	C G GP C*G	ãC	ãCG	SGPI

01. CSC801	HUMAN MACHINE INTERACTION	02. CSC802	DISTRIBUTED COMPUTING	03. CSDL08011	HIGH PERFORMANCE COMP.								
06. ILO8021	PROJECT MANAGEMENT	15. CSL801	HUMAN MACHINE INTER. LAB	16. CSL802	DISTRIBUTED COMPUTING LAB								
17. CSL803	CLOUD COMPUTING LAB.	18. CSL804	COMPUTATIONAL LAB-II	19. CSP805	MAJOR PROJECT-II								

7282182 MANJREKAR SARVESH VISHRAM KAVITA

67	80	74	67	22	20	45	42	45												
19	16	18	19	22	22	20	23	46		P			667							
86	96	92	86	44	42	65	65	91												
4 O 10	40	4 O 10	40	4 O 10	40	3 O 10	30	1 O 10	10	1 O 10	10	2 O 10	20	1 O 10	10	6 O 10	60	26	260	10.00

(DIPLOMA STUDENT)

SGPI: SEM-III: 5.62 ; SEM-IV: 6.59 ; SEM-V: 7.41 ; SEM-VI: 6.81 ; SEM-VII: 8.27 ; CGPI: 7.44  
CREDITS: SEM-III: 26 ; SEM-IV: 27 ; SEM-V: 27 ; SEM-VI: 26 ; SEM-VII: 26  
MARKS: SEM-III:410/750; SEM-IV:490/750; SEM-V:514/750; SEM-VI:475/750; SEM-VII:555/750; TOTAL: 3111/4500 (69.13%)

7282183 MAURYA ANKIT HANSRAJ USHA

64	77	74	70	22	21	43	42	42												
19	17	18	16	21	21	21	23	38		P			649							
83	94	92	86	43	42	64	65	80												
4 O 10	40	4 O 10	40	4 O 10	40	3 O 10	30	1 O 10	10	1 O 10	10	2 O 10	20	1 O 10	10	6 O 10	60	26	260	10.00

SGPI: SEM-I: 6.17 ; SEM-II: 8.22 ; SEM-III: 7.96 ; SEM-IV: 7.85 ; SEM-V: 7.81 ; SEM-VI: 6.88 ; SEM-VII: 7.42 ; CGPI: 7.78  
CREDITS: SEM-I: 27 ; SEM-II: 27 ; SEM-III: 26 ; SEM-IV: 27 ; SEM-V: 27 ; SEM-VI: 26 ; SEM-VII: 26  
MARKS: SEM-I:459/750; SEM-II:556/750; SEM-III:561/750; SEM-IV:540/750; SEM-V:533/750; SEM-VI:496/750; SEM-VII:507/750; TOTAL: 4301/6000 (71.68%)

7282184 MORE VHITEESH BALU VARSHA

67	74	67	70	20	20	38	40	47												
18	16	17	16	21	18	18	22	46		P			635							
85	90	84	86	41	38	56	62	93												
4 O 10	40	4 O 10	40	4 O 10	40	3 O 10	30	1 O 10	10	1 A 9	9	2 B 8	16	1 O 10	10	6 O 10	60	26	255	9.81

SGPI: SEM-I: 8.04 ; SEM-II: 7.52 ; SEM-III: 6.88 ; SEM-IV: 6.56 ; SEM-V: 7.30 ; SEM-VI: 7.00 ; SEM-VII: 7.00 ; CGPI: 7.51  
CREDITS: SEM-I: 27 ; SEM-II: 27 ; SEM-III: 26 ; SEM-IV: 27 ; SEM-V: 27 ; SEM-VI: 26 ; SEM-VII: 26  
MARKS: SEM-I:542/750; SEM-II:520/750; SEM-III:473/750; SEM-IV:480/750; SEM-V:501/750; SEM-VI:489/750; SEM-VII:478/750; TOTAL: 4118/6000 (68.63%)

/- FEMALE, #- 0.229, @- 0.5042/0.5043, \*- 0.5045, \$- Carried Forward Grade, -- Dyslexia, A/ABS- Absent, F- Fails, P- Passes  
RR- Reserved, RLE- Reserve for Lower Examination, RPV- Provisional, RCC- 0.5050, ADC- Admission Cancelled  
G:Grade, GP:Grade Point, C:Credits, ãC:Sum of Credit Points, ãCG:Sum of Product of Credits & Grades  
SGPI:Semester Grade Performance Index = ãCG/ãC, CGPI:Cumulative Grade Performance Index  
% Marks : 80 and Above 75-79.99 70-74.99 60-69.99 50-59.99 45-49.99 40-44.99 Less Than 40  
Grade / Gr. Pt. : O / 10 A / 9 B / 8 C / 7 D / 6 E / 5 P / 4 F / 0

UNIVERSITY OF MUMBAI

Page No.: 735

OFFICE REGISTER FOR THE B.E. (COMPUTER ENGINEERING) (SEM VIII) (CHOICE BASED) EXAMINATION HELD IN OCTOBER 2020

COLLEGE/CENTRE NAME:466:VCET

RESULT DATE :- NOVEMBER 13, 2020

SEAT_NO	NAME	<Course-I>	<Course-II>	<Course-III>	<Course-IV>	<Course-V >	<Course-VI>	<Course-VII>	<Course-VIII>	< Course-IX >	RESULT	REMARK	TOTAL MARKS OUT OF 750
		Th(80/32)	Th(80/32)	Th(80/32)	Th(80/32)	Tw(25/10)	Tw(25/10)	Tw(50/20)	Tw(50/20)	Tw(50/20)			
		In(20/08)	In(20/08)	In(20/08)	In(20/08)	Or(25/10)	Or(25/10)	Or/Pr(25/10)	Or/Pr(25/10)	Or/Pr(50/20)			
		Total	Total	Total	Total	Total	Total	Total	Total	Total			
		C G GP C*G	C G GP C*G	C G GP C*G	C G GP C*G	C G GP C*G	C G GP C*G	C G GP C*G	C G GP C*G	C G GP C*G	ãC	ãCG	SGPI
01. CSC801	HUMAN MACHINE INTERACTION	02. CSC802	DISTRIBUTED COMPUTING	03. CSDLO8011	HIGH PERFORMANCE COMP.								
06. ILO8021	PROJECT MANAGEMENT	15. CSL801	HUMAN MACHINE INTER. LAB	16. CSL802	DISTRIBUTED COMPUTING LAB								
17. CSL803	CLOUD COMPUTING LAB.	18. CSL804	COMPUTATIONAL LAB-II	19. CSP805	MAJOR PROJECT-II								
7282185	MUNDHEKAR MOHAMMAD SAIF TAJUDDIN SHAKIRA												
		70	80	70	70	20	19	38	37	40			
		16	17	17	17	21	19	20	21	40	P		632
		86	97	87	87	41	38	58	58	80			
		4 O 10	40 4 O 10	40 4 O 10	40 3 O 10	30 1 O 10	10 1 A 9	9 2 A 9	18 1 A 9	9 6 O 10	60 26	256	9.85
		SGPI: SEM-I: 7.61 ; SEM-II: 6.24 ; SEM-III: 7.77 ; SEM-IV: 8.19 ; SEM-V: 7.22 ; SEM-VI: 6.58 ; SEM-VII: 7.92 ; CGPI: 7.67 @0.08											
		CREDITS: SEM-I: 27 ; SEM-II: 27 ; SEM-III: 26 ; SEM-IV: 27 ; SEM-V: 27 ; SEM-VI: 26 ; SEM-VII: 26											
		MARKS: SEM-I:505/750; SEM-II:430/750; SEM-III:533/750; SEM-IV:549/750; SEM-V:576/750; SEM-VI:459/750; SEM-VII:528/750; TOTAL: 4212/6000 (70.20%)											
7282186	NAIK ATUL ANUPAM ANAGHA												
		61	74	64	70	22	20	38	42	47			
		17	15	17	18	22	19	20	22	46	P		634
		78	89	81	88	44	39	58	64	93			
		4 A 9	36 4 O 10	40 4 O 10	40 3 O 10	30 1 O 10	10 1 A 9	9 2 A 9	18 1 O 10	10 6 O 10	60 26	253	9.73
		SGPI: SEM-I: 7.07 ; SEM-II: 7.33 ; SEM-III: 7.81 ; SEM-IV: 6.85 ; SEM-V: 6.74 ; SEM-VI: 5.73 ; SEM-VII: 7.00 ; CGPI: 7.28											
		CREDITS: SEM-I: 27 ; SEM-II: 27 ; SEM-III: 26 ; SEM-IV: 27 ; SEM-V: 27 ; SEM-VI: 26 ; SEM-VII: 26											
		MARKS: SEM-I:498/750; SEM-II:509/750; SEM-III:533/750; SEM-IV:475/750; SEM-V:473/750; SEM-VI:428/750; SEM-VII:497/750; TOTAL: 4047/6000 (67.45%)											
7282187	NAIK SAIESH RAJESH SARITA												
		67	80	74	70	22	22	45	44	47			
		20	17	20	20	22	18	23	23	44	P		678
		87	97	94	90	44	40	68	67	91			
		4 O 10	40 4 O 10	40 4 O 10	40 3 O 10	30 1 O 10	10 1 O 10	10 2 O 10	20 1 O 10	10 6 O 10	60 26	260	10.00
		SGPI: SEM-I: 6.15 ; SEM-II: 7.48 ; SEM-III: 8.77 ; SEM-IV: 8.41 ; SEM-V: 9.63 ; SEM-VI: 8.62 ; SEM-VII: 8.85 ; CGPI: 8.48											
		CREDITS: SEM-I: 27 ; SEM-II: 27 ; SEM-III: 26 ; SEM-IV: 27 ; SEM-V: 27 ; SEM-VI: 26 ; SEM-VII: 26											
		MARKS: SEM-I:448/750; SEM-II:516/750; SEM-III:576/750; SEM-IV:571/750; SEM-V:610/750; SEM-VI:574/750; SEM-VII:599/750; TOTAL: 4572/6000 (76.20%)											
/- FEMALE, #- 0.229, @- 0.5042/0.5043, *- 0.5045, \$- Carried Forward Grade, -- Dyslexia, A/ABS- Absent, F- Fails, P- Passes RR- Reserved, RLE- Reserve for Lower Examination, RPV- Provisional, RCC- 0.5050, ADC- Admission Cancelled G:Grade, GP:Grade Point, C:Credits, ãC:Sum of Credit Points, ãCG:Sum of Product of Credits & Grades SGPI:Semester Grade Performance Index = ãCG/ãC, CGPI:Cumulative Grade Performance Index % Marks : 80 and Above 75-79.99 70-74.99 60-69.99 50-59.99 45-49.99 40-44.99 Less Than 40 Grade / Gr. Pt. : O / 10 A / 9 B / 8 C / 7 D / 6 E / 5 P / 4 F / 0													

I

I

DN





SEAT NO	NAME	<Course-I>	<Course-II>	<Course-III>	<Course-IV>	<Course-V >	<Course-VI>	<Course-VII>	<Course-VIII>	< Course-IX >	RESULT	REMARK	TOTAL MARKS OUT OF 750							
		Th(80/32)	Th(80/32)	Th(80/32)	Th(80/32)	Tw(25/10)	Tw(25/10)	Tw(50/20)	Tw(50/20)	Tw(50/20)										
		In(20/08)	In(20/08)	In(20/08)	In(20/08)	Or(25/10)	Or(25/10)	Or/Pr(25/10)	Or/Pr(25/10)	Or/Pr(50/20)										
		Total	Total	Total	Total	Total	Total	Total	Total	Total										
		C G GP C*G	C G GP C*G	C G GP C*G	C G GP C*G	C G GP C*G	C G GP C*G	C G GP C*G	C G GP C*G	C G GP C*G	ãC	ãCG	SGPI							
01.	CSC801	HUMAN MACHINE INTERACTION			02.	CSC802	DISTRIBUTED COMPUTING			03.	CSDL08011	HIGH PERFORMANCE COMP.								
06.	ILO8021	PROJECT MANAGEMENT			15.	CSL801	HUMAN MACHINE INTER. LAB			16.	CSL802	DISTRIBUTED COMPUTING LAB								
17.	CSL803	CLOUD COMPUTING LAB.			18.	CSL804	COMPUTATIONAL LAB-II			19.	CSP805	MAJOR PROJECT-II								
-----																				
7282191 /PATIL MANALI AJAY AMITA																				
64	80	74	70	22	20	40	46	46												
20	17	20	19	22	22	20	23	47			P		672							
84	97	94	89	44	42	60	69	93												
4 O 10	40	4 O 10	40	4 O 10	40	3 O 10	30	1 O 10	10	1 O 10	10	2 O 10	20	1 O 10	10	6 O 10	60	26	260	10.00
SGPI: SEM-I: 8.46 ; SEM-II: 8.96 ; SEM-III: 9.38 ; SEM-IV: 8.78 ; SEM-V: 8.89 ; SEM-VI: 8.15 ; SEM-VII: 7.96 ; CGPI: 8.82																				
CREDITS: SEM-I: 27 ; SEM-II: 27 ; SEM-III: 26 ; SEM-IV: 27 ; SEM-V: 27 ; SEM-VI: 26 ; SEM-VII: 26																				
MARKS: SEM-I:586/750; SEM-II:592/750; SEM-III:610/750; SEM-IV:582/750; SEM-V:585/750; SEM-VI:566/750; SEM-VII:541/750; TOTAL: 4734/6000 (78.90%)																				
-----																				
7282192 PATIL NIMESH MAHENDRA ARUNA																				
61	80	70	67	21	21	43	42	40												
19	14	18	18	22	20	20	23	44			P		643							
80	94	88	85	43	41	63	65	84												
4 O 10	40	4 O 10	40	4 O 10	40	3 O 10	30	1 O 10	10	1 O 10	10	2 O 10	20	1 O 10	10	6 O 10	60	26	260	10.00
SGPI: SEM-I: 8.94 ; SEM-II: 9.19 ; SEM-III: 9.19 ; SEM-IV: 8.48 ; SEM-V: 8.48 ; SEM-VI: 7.73 ; SEM-VII: 7.96 ; CGPI: 8.75																				
CREDITS: SEM-I: 27 ; SEM-II: 27 ; SEM-III: 26 ; SEM-IV: 27 ; SEM-V: 27 ; SEM-VI: 26 ; SEM-VII: 26																				
MARKS: SEM-I:600/750; SEM-II:611/750; SEM-III:612/750; SEM-IV:564/750; SEM-V:560/750; SEM-VI:523/750; SEM-VII:533/750; TOTAL: 4646/6000 (77.43%)																				
-----																				
7282193 /PATIL PRACHITI ANANTA ASHWINI																				
67	80	77	74	22	20	38	40	38												
18	16	17	17	21	17	20	22	37			P		641							
85	96	94	91	43	37	58	62	75												
4 O 10	40	4 O 10	40	4 O 10	40	3 O 10	30	1 O 10	10	1 B 8	8	2 A 9	18	1 O 10	10	6 A 9	54	26	250	9.62
(DIPLOMA STUDENT)																				
SGPI: SEM-III: 6.00 ; SEM-IV: 6.37 ; SEM-V: 6.81 ; SEM-VI: 6.27 ; SEM-VII: 6.88 ; CGPI: 6.99																				
CREDITS: SEM-III: 26 ; SEM-IV: 27 ; SEM-V: 27 ; SEM-VI: 26 ; SEM-VII: 26																				
MARKS: SEM-III:430/750; SEM-IV:468/750; SEM-V:462/750; SEM-VI:442/750; SEM-VII:464/750; TOTAL: 2907/4500 (64.60%)																				
-----																				
/- FEMALE, #- 0.229, @- 0.5042/0.5043, *- 0.5045, \$- Carried Forward Grade, -- Dyslexia, A/ABS- Absent, F- Fails, P- Passes																				
RR- Reserved, RLE- Reserve for Lower Examination, RPV- Provisional, RCC- 0.5050, ADC- Admission Cancelled																				
G:Grade, GP:Grade Point, C:Credits, ãC:Sum of Credit Points, ãCG:Sum of Product of Credits & Grades																				
SGPI:Semester Grade Performance Index = ãCG/ãC, CGPI:Cumulative Grade Performance Index																				
% Marks : 80 and Above 75-79.99 70-74.99 60-69.99 50-59.99 45-49.99 40-44.99 Less Than 40																				
Grade / Gr. Pt. : O / 10 A / 9 B / 8 C / 7 D / 6 E / 5 P / 4 F / 0																				

DN

DN

I

SEAT NO	NAME	<Course-I>	<Course-II>	<Course-III>	<Course-IV>	<Course-V >	<Course-VI>	<Course-VII>	<Course-VIII>	< Course-IX >	RESULT	REMARK	TOTAL MARKS OUT OF 750
		Th(80/32)	Th(80/32)	Th(80/32)	Th(80/32)	Tw(25/10)	Tw(25/10)	Tw(50/20)	Tw(50/20)	Tw(50/20)			
		In(20/08)	In(20/08)	In(20/08)	In(20/08)	Or(25/10)	Or(25/10)	Or/Pr(25/10)	Or/Pr(25/10)	Or/Pr(50/20)			
		Total	Total	Total	Total	Total	Total	Total	Total	Total			
		C G GP C*G	C G GP C*G	C G GP C*G	C G GP C*G	C G GP C*G	C G GP C*G	C G GP C*G	C G GP C*G	C G GP C*G	āC	āCG	SGPI
01.	CSC801	HUMAN MACHINE INTERACTION			02.	CSC802	DISTRIBUTED COMPUTING			03.	CSDL08011	HIGH PERFORMANCE COMP.	
06.	ILO8021	PROJECT MANAGEMENT			15.	CSL801	HUMAN MACHINE INTER. LAB			16.	CSL802	DISTRIBUTED COMPUTING LAB	
17.	CSL803	CLOUD COMPUTING LAB.			18.	CSL804	COMPUTATIONAL LAB-II			19.	CSP805	MAJOR PROJECT-II	
-----													
7282194	PISE OMKAR NARAYAN MANISHA												
		70	80	70	70	22	21	43	43	45			
		18	15	16	19	22	19	19	23	45	P		660
		88	95	86	89	44	40	62	66	90			
		4 O 10	40	4 O 10	40	4 O 10	40	3 O 10	30	1 O 10	10	1 O 10	10
		2 O 10	20	2 O 10	20	2 O 10	20	1 O 10	10	6 O 10	60	26	260 10.00
		SGPI: SEM-I: 5.57 ; SEM-II: 6.50 ; SEM-III: 5.35 ; SEM-IV: 6.44 ; SEM-V: 6.19 ; SEM-VI: 6.58 ; SEM-VII: 7.46 ; CGPI: 6.75											
		CREDITS: SEM-I: 27 ; SEM-II: 27 ; SEM-III: 26 ; SEM-IV: 27 ; SEM-V: 27 ; SEM-VI: 26 ; SEM-VII: 26											
		MARKS: SEM-I:414/750; SEM-II:463/750; SEM-III:410/750; SEM-IV:450/750; SEM-V:434/750; SEM-VI:475/750; SEM-VII:524/750; TOTAL: 3830/6000 (63.83%)											
-----													
7282195	/RAO KRITIKA SUJAY BINDU												
		70	80	74	70	24	23	46	46	45			
		20	20	20	20	24	23	23	24	45	P		697
		90	100	94	90	48	46	69	70	90			
		4 O 10	40	4 O 10	40	4 O 10	40	3 O 10	30	1 O 10	10	1 O 10	10
		2 O 10	20	2 O 10	20	2 O 10	20	1 O 10	10	6 O 10	60	26	260 10.00
		SGPI: SEM-I: 9.00 ; SEM-II: 8.63 ; SEM-III: 9.85 ; SEM-IV:10.00 ; SEM-V: 9.63 ; SEM-VI: 9.35 ; SEM-VII: 8.88 ; CGPI: 9.42											
		CREDITS: SEM-I: 27 ; SEM-II: 27 ; SEM-III: 26 ; SEM-IV: 27 ; SEM-V: 27 ; SEM-VI: 26 ; SEM-VII: 26											
		MARKS: SEM-I:608/750; SEM-II:576/750; SEM-III:657/750; SEM-IV:653/750; SEM-V:655/750; SEM-VI:619/750; SEM-VII:592/750; TOTAL: 5057/6000 (84.28%)											
-----													
7282196	/SAWANT SAMRUDDHI RAGHUNATH SULOCHANA												
		58	70	74	74	23	22	44	44	42			
		19	18	20	17	22	21	21	24	45	P		658
		77	88	94	91	45	43	65	68	87			
		4 A 9	36	4 O 10	40	4 O 10	40	3 O 10	30	1 O 10	10	1 O 10	10
		2 O 10	20	2 O 10	20	2 O 10	20	1 O 10	10	6 O 10	60	26	256 9.85
		SGPI: SEM-I: 8.30 ; SEM-II: 7.63 ; SEM-III: 8.62 ; SEM-IV: 8.22 ; SEM-V: 8.26 ; SEM-VI: 8.12 ; SEM-VII: 8.96 ; CGPI: 8.49											
		CREDITS: SEM-I: 27 ; SEM-II: 27 ; SEM-III: 26 ; SEM-IV: 27 ; SEM-V: 27 ; SEM-VI: 26 ; SEM-VII: 26											
		MARKS: SEM-I:557/750; SEM-II:523/750; SEM-III:563/750; SEM-IV:563/750; SEM-V:551/750; SEM-VI:543/750; SEM-VII:594/750; TOTAL: 4552/6000 (75.87%)											
-----													
/- FEMALE, #- 0.229, @- 0.5042/0.5043, *- 0.5045, \$- Carried Forward Grade, -- Dyslexia, A/ABS- Absent, F- Fails, P- Passes													
RR- Reserved, RLE- Reserve for Lower Examination, RPV- Provisional, RCC- 0.5050, ADC- Admission Cancelled													
G:Grade, GP:Grade Point, C:Credits, āC:Sum of Credit Points, āCG:Sum of Product of Credits & Grades													
SGPI:Semester Grade Performance Index = āCG/āC, CGPI:Cumulative Grade Performance Index													
% Marks : 80 and Above 75-79.99 70-74.99 60-69.99 50-59.99 45-49.99 40-44.99 Less Than 40													
Grade / Gr. Pt. : O / 10 A / 9 B / 8 C / 7 D / 6 E / 5 P / 4 F / 0													



UNIVERSITY OF MUMBAI

OFFICE REGISTER FOR THE B.E. (COMPUTER ENGINEERING) (SEM VIII) (CHOICE BASED) EXAMINATION HELD IN OCTOBER 2020  
COLLEGE/CENTRE NAME:466:VCET

Page No.: 739  
RESULT DATE :- NOVEMBER 13, 2020

SEAT NO	NAME	<Course-I> Th(80/32) In(20/08) Total C G GP C*G	<Course-II> Th(80/32) In(20/08) Total C G GP C*G	<Course-III> Th(80/32) In(20/08) Total C G GP C*G	<Course-IV> Th(80/32) In(20/08) Total C G GP C*G	<Course-V > Tw(25/10) Or(25/10) Total C G GP C*G	<Course-VI> Tw(25/10) Or(25/10) Total C G GP C*G	<Course-VII> Tw(50/20) Or/Pr(25/10) Total C G GP C*G	<Course-VIII> Tw(50/20) Or/Pr(25/10) Total C G GP C*G	< Course-IX > Tw(50/20) Or/Pr(50/20) Total C G GP C*G	RESULT	REMARK	TOTAL MARKS OUT OF 750
01. CSC801	HUMAN MACHINE INTERACTION												
06. ILO8021	PROJECT MANAGEMENT												
17. CSL803	CLOUD COMPUTING LAB.												
02. CSC802	DISTRIBUTED COMPUTING												
15. CSL801	HUMAN MACHINE INTER. LAB												
18. CSL804	COMPUTATIONAL LAB-II												
03. CSDLO8011	HIGH PERFORMANCE COMP.												
16. CSL802	DISTRIBUTED COMPUTING LAB												
19. CSP805	MAJOR PROJECT-II												
7282197	SHARMA DINESH SURESH SANTOSHIDEVI	58	58	74	58	22	20	42	44	48			
		18	16	19	17	22	20	21	22	47	P		626
		76	74	93	75	44	40	63	66	95			
		4 A 9 36	4 B 8 32	4 O 10 40	3 A 9 27	1 O 10 10	1 O 10 10	2 O 10 20	1 O 10 10	6 O 10 60	26	245	9.42
		SGPI: SEM-I: 7.19 ; SEM-II: 7.44 ; SEM-III: 7.92 ; SEM-IV: 7.93 ; SEM-V: 7.41 ; SEM-VI: 6.92 ; SEM-VII: 7.77 ; CGPI: 7.75											
		CREDITS: SEM-I: 27 ; SEM-II: 27 ; SEM-III: 26 ; SEM-IV: 27 ; SEM-V: 27 ; SEM-VI: 26 ; SEM-VII: 26											
		MARKS: SEM-I:502/750; SEM-II:522/750; SEM-III:523/750; SEM-IV:537/750; SEM-V:508/750; SEM-VI:478/750; SEM-VII:529/750; TOTAL: 4225/6000 (70.42%)											
7282198	SHILWANT CHIRAG CHANDRAKANT ERAVVA	64	77	67	70	20	19	41	42	48			
		17	13	17	17	21	20	19	21	47	P		640
		81	90	84	87	41	39	60	63	95			
		4 O 10 40	4 O 10 40	4 O 10 40	3 O 10 30	1 O 10 10	1 A 9 9	2 O 10 20	1 O 10 10	6 O 10 60	26	259	9.96
		SGPI: SEM-I: 8.93 ; SEM-II: 9.19 ; SEM-III: 9.08 ; SEM-IV: 9.33 ; SEM-V: 8.37 ; SEM-VI: 7.96 ; SEM-VII: 8.31 ; CGPI: 8.89											
		CREDITS: SEM-I: 27 ; SEM-II: 27 ; SEM-III: 26 ; SEM-IV: 27 ; SEM-V: 27 ; SEM-VI: 26 ; SEM-VII: 26											
		MARKS: SEM-I:589/750; SEM-II:614/750; SEM-III:615/750; SEM-IV:608/750; SEM-V:544/750; SEM-VI:544/750; SEM-VII:560/750; TOTAL: 4714/6000 (78.57%)											
7282199	SHINDE MANISH DIPAK DIPALI	67	74	70	70	22	20	42	39	38			
		19	16	16	17	22	19	21	23	38	P		633
		86	90	86	87	44	39	63	62	76			
		4 O 10 40	4 O 10 40	4 O 10 40	3 O 10 30	1 O 10 10	1 A 9 9	2 O 10 20	1 O 10 10	6 A 9 54	26	253	9.73
	(DIPLOMA STUDENT)	SGPI: SEM-III: 6.50 ; SEM-IV: 7.30 ; SEM-V: 8.22 ; SEM-VI: 7.50 ; SEM-VII: 8.04 ; CGPI: 7.88											
		CREDITS: SEM-III: 26 ; SEM-IV: 27 ; SEM-V: 27 ; SEM-VI: 26 ; SEM-VII: 26											
		MARKS: SEM-III:472/750; SEM-IV:500/750; SEM-V:559/750; SEM-VI:517/750; SEM-VII:532/750; TOTAL: 3213/4500 (71.40%)											
/- FEMALE, #- 0.229, @- 0.5042/0.5043, *- 0.5045, \$- Carried Forward Grade, -- Dyslexia, A/ABS- Absent, F- Fails, P- Passes RR- Reserved, RLE- Reserve for Lower Examination, RPV- Provisional, RCC- 0.5050, ADC- Admission Cancelled G:Grade, GP:Grade Point, C:Credits, aC:Sum of Credit Points, aCG:Sum of Product of Credits & Grades SGPI:Semester Grade Performance Index = aCG/aC, CGPI:Cumulative Grade Performance Index % Marks : 80 and Above 75-79.99 70-74.99 60-69.99 50-59.99 45-49.99 40-44.99 Less Than 40 Grade / Gr. Pt. : O / 10 A / 9 B / 8 C / 7 D / 6 E / 5 P / 4 F / 0													

DN

DN

DN

SEAT_NO	NAME	<Course-I>	<Course-II>	<Course-III>	<Course-IV>	<Course-V>	<Course-VI>	<Course-VII>	<Course-VIII>	<Course-IX>	TOTAL MARKS
		Th(80/32)	Th(80/32)	Th(80/32)	Th(80/32)	Tw(25/10)	Tw(25/10)	Tw(50/20)	Tw(50/20)	Tw(50/20)	OUT OF 750
		In(20/08)	In(20/08)	In(20/08)	In(20/08)	Or(25/10)	Or(25/10)	Or/Pr(25/10)	Or/Pr(25/10)	Or/Pr(50/20)	RESULT REMARK
		Total	Total	Total	Total	Total	Total	Total	Total	Total	ac acG SGPI
		C G GP C*G	C G GP C*G	C G GP C*G	C G GP C*G	C G GP C*G	C G GP C*G	C G GP C*G	C G GP C*G	C G GP C*G	

01. CSC801	HUMAN MACHINE INTERACTION	02. CSC802	DISTRIBUTED COMPUTING	03. CSDLO8011	HIGH PERFORMANCE COMP.
06. ILO8021	PROJECT MANAGEMENT	15. CSL801	HUMAN MACHINE INTER. LAB	16. CSL802	DISTRIBUTED COMPUTING LAB
17. CSL803	CLOUD COMPUTING LAB.	18. CSL804	COMPUTATIONAL LAB-II	19. CSP805	MAJOR PROJECT-II

7282200 SHINGALA ANIRUDH RAMESH SHARDA

64	77	67	58	24	21	46	46	48											
19	15	19	18	24	21	22	23	47	P		659								
83	92	86	76	48	42	68	69	95											
4 O 10	40	4 O 10	40	4 O 10	40	3 A 9 27	1 O 10	10	1 O 10	10	2 O 10	20	1 O 10	10	6 O 10	60	26	257	9.88

SGPI: SEM-I: 7.56 ; SEM-II: 8.04 ; SEM-III: 7.38 ; SEM-IV: 7.37 ; SEM-V: 8.00 ; SEM-VI: 7.15 ; SEM-VII: 7.96 ; CGPI: 7.91  
 CREDITS: SEM-I: 27 ; SEM-II: 27 ; SEM-III: 26 ; SEM-IV: 27 ; SEM-V: 27 ; SEM-VI: 26 ; SEM-VII: 26  
 MARKS: SEM-I:509/750; SEM-II:554/750; SEM-III:513/750; SEM-IV:510/750; SEM-V:531/750; SEM-VI:488/750; SEM-VII:542/750; TOTAL: 4306/6000 (71.77%)

7282201 SINGH CHANDRAKISHOR INDRABHAN REKHA

54	70	64	67	22	19	46	45	42												
17	13	19	15	22	21	22	22	41	P		621									
71	83	83	82	44	40	68	67	83												
4 B 8	32	4 O 10	40	4 O 10	40	3 O 10	30	1 O 10	10	1 O 10	10	2 O 10	20	1 O 10	10	6 O 10	60	26	252	9.69

SGPI: SEM-I: 7.02 ; SEM-II: 6.00 ; SEM-III: 7.00 ; SEM-IV: 5.70 ; SEM-V: 5.41 ; SEM-VI: 5.92 ; SEM-VII: 6.77 ; CGPI: 6.68 @0.07  
 CREDITS: SEM-I: 27 ; SEM-II: 27 ; SEM-III: 26 ; SEM-IV: 27 ; SEM-V: 27 ; SEM-VI: 26 ; SEM-VII: 26  
 MARKS: SEM-I:487/750; SEM-II:439/750; SEM-III:486/750; SEM-IV:425/750; SEM-V:396/750; SEM-VI:435/750; SEM-VII:470/750; TOTAL: 3759/6000 (62.65%)

7282202 /TATKARE GAURI RAJARAM SUNITA

54	80	70	70	22	21	43	45	41												
18	17	18	18	21	21	20	22	44	P		645									
72	97	88	88	43	42	63	67	85												
4 B 8	32	4 O 10	40	4 O 10	40	3 O 10	30	1 O 10	10	1 O 10	10	2 O 10	20	1 O 10	10	6 O 10	60	26	252	9.69

SGPI: SEM-I: 5.48 ; SEM-II: 5.70 ; SEM-III: 6.19 ; SEM-IV: 6.81 ; SEM-V: 6.67 ; SEM-VI: 6.58 ; SEM-VII: 6.42 ; CGPI: 6.68 @0.07  
 CREDITS: SEM-I: 27 ; SEM-II: 27 ; SEM-III: 26 ; SEM-IV: 27 ; SEM-V: 27 ; SEM-VI: 26 ; SEM-VII: 26  
 MARKS: SEM-I:415/750; SEM-II:414/750; SEM-III:445/750; SEM-IV:474/750; SEM-V:458/750; SEM-VI:456/750; SEM-VII:454/750; TOTAL: 3761/6000 (62.68%)

/- FEMALE, #- 0.229, @- 0.5042/0.5043, \*- 0.5045, \$- Carried Forward Grade, -- Dyslexia, A/ABS- Absent, F- Fails, P- Passes  
 RR- Reserved, RLE- Reserve for Lower Examination, RPV- Provisional, RCC- 0.5050, ADC- Admission Cancelled  
 G:Grade, GP:Grade Point, C:Credits, ac:Sum of Credit Points, acG:Sum of Product of Credits & Grades  
 SGPI:Semester Grade Performance Index = acG/ac, CGPI:Cumulative Grade Performance Index  
 % Marks : 80 and Above 75-79.99 70-74.99 60-69.99 50-59.99 45-49.99 40-44.99 Less Than 40  
 Grade / Gr. Pt. : O / 10 A / 9 B / 8 C / 7 D / 6 E / 5 P / 4 F / 0



UNIVERSITY OF MUMBAI

Page No.: 741

OFFICE REGISTER FOR THE B.E. (COMPUTER ENGINEERING) (SEM VIII) (CHOICE BASED) EXAMINATION HELD IN OCTOBER 2020  
COLLEGE/CENTRE NAME:466:VCET

RESULT DATE :- NOVEMBER 13, 2020

SEAT_NO	NAME	<Course-I>	<Course-II>	<Course-III>	<Course-IV>	<Course-V >	<Course-VI>	<Course-VII>	<Course-VIII>	< Course-IX >	RESULT	REMARK	TOTAL MARKS OUT OF 750
		Th(80/32)	Th(80/32)	Th(80/32)	Th(80/32)	Tw(25/10)	Tw(25/10)	Tw(50/20)	Tw(50/20)	Tw(50/20)			
		In(20/08)	In(20/08)	In(20/08)	In(20/08)	Or(25/10)	Or(25/10)	Or/Pr(25/10)	Or/Pr(25/10)	Or/Pr(50/20)			
		Total	Total	Total	Total	Total	Total	Total	Total	Total			
		C G GP C*G	C G GP C*G	C G GP C*G	C G GP C*G	C G GP C*G	C G GP C*G	C G GP C*G	C G GP C*G	C G GP C*G			
01. CSC801	HUMAN MACHINE INTERACTION												
06. ILO8021	PROJECT MANAGEMENT												
17. CSL803	CLOUD COMPUTING LAB.												
02. CSC802	DISTRIBUTED COMPUTING												
15. CSL801	HUMAN MACHINE INTER. LAB												
18. CSL804	COMPUTATIONAL LAB-II												
03. CSDLO8011	HIGH PERFORMANCE COMP.												
16. CSL802	DISTRIBUTED COMPUTING LAB												
19. CSP805	MAJOR PROJECT-II												
7282203	THAKUR SHASHANK VIJAY MAMTA												
		70	80	74	70	22	22	44	45	46			
		17	18	19	18	23	22	21	23	46	P		680
		87	98	93	88	45	44	65	68	92			
		4 O 10 40	4 O 10 40	4 O 10 40	3 O 10 30	1 O 10 10	1 O 10 10	2 O 10 20	1 O 10 10	6 O 10 60	26	260	10.00
		SGPI: SEM-I: 7.28 ; SEM-II: 7.50 ; SEM-III: 6.46 ; SEM-IV: 6.89 ; SEM-V: 6.93 ; SEM-VI: 6.19 ; SEM-VII: 7.96 ; CGPI: 7.40											
		CREDITS: SEM-I: 27 ; SEM-II: 27 ; SEM-III: 26 ; SEM-IV: 27 ; SEM-V: 27 ; SEM-VI: 26 ; SEM-VII: 26											
		MARKS: SEM-I:501/750; SEM-II:511/750; SEM-III:469/750; SEM-IV:489/750; SEM-V:479/750; SEM-VI:454/750; SEM-VII:543/750; TOTAL: 4126/6000 (68.77%)											
7282204	VALAKI AKSHAYKUMAR JASVANTBHAI PRABHABEN												
		67	77	74	70	22	21	41	43	42			
		18	14	18	17	21	20	20	20	41	P		646
		85	91	92	87	43	41	61	63	83			
		4 O 10 40	4 O 10 40	4 O 10 40	3 O 10 30	1 O 10 10	1 O 10 10	2 O 10 20	1 O 10 10	6 O 10 60	26	260	10.00
		SGPI: SEM-I: 5.57 ; SEM-II: 5.74 ; SEM-III: 5.46 ; SEM-IV: 6.04 ; SEM-V: 5.78 ; SEM-VI: 5.88 ; SEM-VII: 6.88 ; CGPI: 6.41											
		CREDITS: SEM-I: 27 ; SEM-II: 27 ; SEM-III: 26 ; SEM-IV: 27 ; SEM-V: 27 ; SEM-VI: 26 ; SEM-VII: 26											
		MARKS: SEM-I:415/750; SEM-II:423/750; SEM-III:410/750; SEM-IV:430/750; SEM-V:415/750; SEM-VI:443/750; SEM-VII:468/750; TOTAL: 3650/6000 (60.83%)											
7282205	WADEKAR HIMANSHU SUNIL SUSHMA												
		70	80	74	77	22	22	39	41	44			
		17	17	18	18	21	22	20	23	44	P		669
		87	97	92	95	43	44	59	64	88			
		4 O 10 40	4 O 10 40	4 O 10 40	3 O 10 30	1 O 10 10	1 O 10 10	2 A 9 18	1 O 10 10	6 O 10 60	26	258	9.92
		SGPI: SEM-I: 6.20 ; SEM-II: 6.52 ; SEM-III: 5.73 ; SEM-IV: 6.30 ; SEM-V: 7.00 ; SEM-VI: 6.69 ; SEM-VII: 7.69 ; CGPI: 7.00											
		CREDITS: SEM-I: 27 ; SEM-II: 27 ; SEM-III: 26 ; SEM-IV: 27 ; SEM-V: 27 ; SEM-VI: 26 ; SEM-VII: 26											
		MARKS: SEM-I:451/750; SEM-II:454/750; SEM-III:411/750; SEM-IV:448/750; SEM-V:481/750; SEM-VI:457/750; SEM-VII:527/750; TOTAL: 3898/6000 (64.97%)											
/- FEMALE, #- 0.229, @- 0.5042/0.5043, *- 0.5045, \$- Carried Forward Grade, -- Dyslexia, A/ABS- Absent, F- Fails, P- Passes													
RR- Reserved, RLE- Reserve for Lower Examination, RPV- Provisional, RCC- 0.5050, ADC- Admission Cancelled													
G:Grade, GP:Grade Point, C:Credits, aC:Sum of Credit Points, aCG:Sum of Product of Credits & Grades													
SGPI:Semester Grade Performance Index = aCG/aC, CGPI:Cumulative Grade Performance Index													
% Marks : 80 and Above 75-79.99 70-74.99 60-69.99 50-59.99 45-49.99 40-44.99 Less Than 40													
Grade / Gr. Pt. : O / 10 A / 9 B / 8 C / 7 D / 6 E / 5 P / 4 F / 0													

I

II

I

SEAT_NO	NAME	<Course-I>	<Course-II>	<Course-III>	<Course-IV>	<Course-V>	<Course-VI>	<Course-VII>	<Course-VIII>	<Course-IX>	TOTAL MARKS OUT OF 750	RESULT	REMARK	SGPI							
		Th(80/32)	Th(80/32)	Th(80/32)	Th(80/32)	Tw(25/10)	Tw(25/10)	Tw(50/20)	Tw(50/20)	Tw(50/20)											
		In(20/08)	In(20/08)	In(20/08)	In(20/08)	Or(25/10)	Or(25/10)	Or/Pr(25/10)	Or/Pr(25/10)	Or/Pr(50/20)											
		Total	Total	Total	Total	Total	Total	Total	Total	Total											
		C G GP C*G	C G GP C*G	C G GP C*G	C G GP C*G	C G GP C*G	C G GP C*G	C G GP C*G	C G GP C*G	C G GP C*G											
01. CSC801	HUMAN MACHINE INTERACTION	02. CSC802	DISTRIBUTED COMPUTING	03. CSDLO8011	HIGH PERFORMANCE COMP.																
06. ILO8021	PROJECT MANAGEMENT	15. CSL801	HUMAN MACHINE INTER. LAB	16. CSL802	DISTRIBUTED COMPUTING LAB																
17. CSL803	CLOUD COMPUTING LAB.	18. CSL804	COMPUTATIONAL LAB-II	19. CSP805	MAJOR PROJECT-II																
7282206	YADAV AKASH ARJUN SUBHADRA																				
		70	80	70	67	22	20	37	41	42											
		18	15	16	17	22	20	19	22	44		P		642							
		88	95	86	84	44	40	56	63	86											
		4 O 10	40	4 O 10	40	4 O 10	40	3 O 10	30	1 O 10	10	1 O 10	10	2 B 8 16	1 O 10	10	6 O 10	60	26	256	9.85
		SGPI: SEM-I: 6.72 ; SEM-II: 7.61 ; SEM-III: 7.08 ; SEM-IV: 6.56 ; SEM-V: 7.00 ; SEM-VI: 6.46 ; SEM-VII: 7.42 ; CGPI: 7.33																			
		CREDITS: SEM-I: 27 ; SEM-II: 27 ; SEM-III: 26 ; SEM-IV: 27 ; SEM-V: 27 ; SEM-VI: 26 ; SEM-VII: 26																			
		MARKS: SEM-I:482/750; SEM-II:533/750; SEM-III:497/750; SEM-IV:468/750; SEM-V:476/750; SEM-VI:466/750; SEM-VII:507/750; TOTAL: 4071/6000 (67.85%)																			
7282207	YADAV RAHUL RAJENDRA VIDYADEVI																				
		64	80	77	74	22	19	35	23	37											
		20	16	17	19	24	18	20	23	38		P	RLE	626							
		84	96	94	93	46	37	55	46	75											
		4 O 10	40	4 O 10	40	4 O 10	40	3 O 10	30	1 O 10	10	1 B 8 8	2 B 8 16	1 C 7 7	6 A 9 54	26	245	9.42			
		SGPI: SEM-I: 6.20 ; SEM-II: 5.94 ; SEM-III: 5.68 ; SEM-IV: 5.89 ; SEM-V: <sup>7.93</sup> ; SEM-VI: 6.73 ; SEM-VII: 8.08 ; CGPI: --																			
		CREDITS: SEM-I: 27 ; SEM-II: 27 ; SEM-III: 28 ; SEM-IV: 28 ; SEM-V: <sup>27</sup> ; SEM-VI: 26 ; SEM-VII: 26																			
		MARKS: SEM-I:448/750; SEM-II:424/750; SEM-III:432/800; SEM-IV:474/825; SEM-V: <sup>516</sup> / <sub>750</sub> ; SEM-VI:459/750; SEM-VII:547/750; TOTAL: --																			
7282208	/YELKAR POOJA SURESH SHOBHA																				
		58	74	77	70	23	22	39	43	45											
		17	18	20	17	23	22	22	23	45		P		658							
		75	92	97	87	46	44	61	66	90											
		4 A 9 36	4 O 10	40	4 O 10	40	3 O 10	30	1 O 10	10	1 O 10	10	2 O 10	20	1 O 10	10	6 O 10	60	26	256	9.85
		SGPI: SEM-I: 7.50 ; SEM-II: 7.30 ; SEM-III: 8.88 ; SEM-IV: 8.74 ; SEM-V: 8.59 ; SEM-VI: 8.00 ; SEM-VII: 8.23 ; CGPI: 8.38																			
		CREDITS: SEM-I: 27 ; SEM-II: 27 ; SEM-III: 26 ; SEM-IV: 27 ; SEM-V: 27 ; SEM-VI: 26 ; SEM-VII: 26																			
		MARKS: SEM-I:514/750; SEM-II:496/750; SEM-III:595/750; SEM-IV:569/750; SEM-V:565/750; SEM-VI:551/750; SEM-VII:555/750; TOTAL: 4503/6000 (75.05%)																			
/- FEMALE, #- 0.229, @- 0.5042/0.5043, *- 0.5045, \$- Carried Forward Grade, -- Dyslexia, A/ABS- Absent, F- Fails, P- Passes																					
RR- Reserved, RLE- Reserve for Lower Examination, RPV- Provisional, RCC- 0.5050, ADC- Admission Cancelled																					
G:Grade, GP:Grade Point, C:Credits, aC:Sum of Credit Points, aCG:Sum of Product of Credits & Grades																					
SGPI:Semester Grade Performance Index = aCG/aC, CGPI:Cumulative Grade Performance Index																					
% Marks : 80 and Above 75-79.99 70-74.99 60-69.99 50-59.99 45-49.99 40-44.99 Less Than 40																					
Grade / Gr. Pt. : O / 10 A / 9 B / 8 C / 7 D / 6 E / 5 P / 4 F / 0																					

II

RLE

DN

UNIVERSITY OF MUMBAI

Page No.: 743

OFFICE REGISTER FOR THE B.E. (COMPUTER ENGINEERING) (SEM VIII) (CHOICE BASED) EXAMINATION HELD IN OCTOBER 2020  
COLLEGE/CENTRE NAME: 466:VCET

RESULT DATE :- NOVEMBER 13, 2020

SEAT NO	NAME	<Course-I>	<Course-II>	<Course-III>	<Course-IV>	<Course-V >	<Course-VI>	<Course-VII>	<Course-VIII>	< Course-IX >	RESULT	REMARK	TOTAL MARKS OUT OF 750
		Th(80/32)	Th(80/32)	Th(80/32)	Th(80/32)	Tw(25/10)	Tw(25/10)	Tw(50/20)	Tw(50/20)	Tw(50/20)			
		In(20/08)	In(20/08)	In(20/08)	In(20/08)	Or(25/10)	Or(25/10)	Or/Pr(25/10)	Or/Pr(25/10)	Or/Pr(50/20)			
		Total	Total	Total	Total	Total	Total	Total	Total	Total			
		C G GP C*G	C G GP C*G	C G GP C*G	C G GP C*G	C G GP C*G	C G GP C*G	C G GP C*G	C G GP C*G	C G GP C*G			
01. CSC801	HUMAN MACHINE INTERACTION												
10. ILO8025	PROFESSIONAL ETHICS & CSR												
17. CSL803	CLOUD COMPUTING LAB.												
02. CSC802	DISTRIBUTED COMPUTING												
15. CSL801	HUMAN MACHINE INTER. LAB												
18. CSL804	COMPUTATIONAL LAB-II												
03. CSDLO8011	HIGH PERFORMANCE COMP.												
16. CSL802	DISTRIBUTED COMPUTING LAB												
19. CSP805	MAJOR PROJECT-II												
7282209	JAIN MOKSH MANISH HEMA												
		67	77	70	70	22	21	43	44	48			
		17	14	17	16	22	19	20	22	47	P		656
		84	91	87	86	44	40	63	66	95			
		4 0 10	40 4 0 10	40 4 0 10	40 3 0 10	30 1 0 10	10 1 0 10	10 2 0 10	20 1 0 10	10 6 0 10	60	26 260	10.00
		SGPI: SEM-I: 7.24 ; SEM-II: 7.72 ; SEM-III: 8.00 ; SEM-IV: 7.30 ; SEM-V: 7.78 ; SEM-VI: 7.23 ; SEM-VII: 7.46 ; CGPI: 7.84											
		CREDITS: SEM-I: 27 ; SEM-II: 27 ; SEM-III: 26 ; SEM-IV: 27 ; SEM-V: 27 ; SEM-VI: 26 ; SEM-VII: 26											
		MARKS: SEM-I:497/750; SEM-II:524/750; SEM-III:532/750; SEM-IV:512/750; SEM-V:532/750; SEM-VI:509/750; SEM-VII:523/750; TOTAL: 4285/6000 (71.42%)											
7282210	/KHADYE SHRADDHA BALKRISHNA KANCHAN												
		67	80	74	74	21	20	40	38	41			
		18	16	19	18	21	21	21	23	45	P		657
		85	96	93	92	42	41	61	61	86			
		4 0 10	40 4 0 10	40 4 0 10	40 3 0 10	30 1 0 10	10 1 0 10	10 2 0 10	20 1 0 10	10 6 0 10	60	26 260	10.00
		SGPI: SEM-I: 6.94 ; SEM-II: 7.06 ; SEM-III: 7.81 ; SEM-IV: 8.89 ; SEM-V: 8.52 ; SEM-VI: 8.15 ; SEM-VII: 8.38 ; CGPI: 8.21											
		CREDITS: SEM-I: 27 ; SEM-II: 27 ; SEM-III: 26 ; SEM-IV: 27 ; SEM-V: 27 ; SEM-VI: 26 ; SEM-VII: 26											
		MARKS: SEM-I:486/750; SEM-II:479/750; SEM-III:547/750; SEM-IV:583/750; SEM-V:567/750; SEM-VI:556/750; SEM-VII:552/750; TOTAL: 4427/6000 (73.78%)											
7282211	/KHANDURI SONIKA JAYPRAKASH ARCHANA												
		70	77	74	77	21	20	39	38	41			
		17	17	17	15	21	22	21	24	45	P		656
		87	94	91	92	42	42	60	62	86			
		4 0 10	40 4 0 10	40 4 0 10	40 3 0 10	30 1 0 10	10 1 0 10	10 2 0 10	20 1 0 10	10 6 0 10	60	26 260	10.00
		SGPI: SEM-I: 8.19 ; SEM-II: 8.52 ; SEM-III: 8.62 ; SEM-IV: 8.26 ; SEM-V: 8.07 ; SEM-VI: 7.96 ; SEM-VII: 7.38 ; CGPI: 8.37											
		CREDITS: SEM-I: 27 ; SEM-II: 27 ; SEM-III: 26 ; SEM-IV: 27 ; SEM-V: 27 ; SEM-VI: 26 ; SEM-VII: 26											
		MARKS: SEM-I:570/750; SEM-II:578/750; SEM-III:572/750; SEM-IV:557/750; SEM-V:550/750; SEM-VI:548/750; SEM-VII:506/750; TOTAL: 4537/6000 (75.62%)											
/- FEMALE, #- 0.229, @- 0.5042/0.5043, *- 0.5045, \$- Carried Forward Grade, -- Dyslexia, A/ABS- Absent, F- Fails, P- Passes RR- Reserved, RLE- Reserve for Lower Examination, RPV- Provisional, RCC- 0.5050, ADC- Admission Cancelled G:Grade, GP:Grade Point, C:Credits, ãC:Sum of Credit Points, ãCG:Sum of Product of Credits & Grades SGPI:Semester Grade Performance Index = ãCG/ãC, CGPI:Cumulative Grade Performance Index % Marks : 80 and Above 75-79.99 70-74.99 60-69.99 50-59.99 45-49.99 40-44.99 Less Than 40 Grade / Gr. Pt. : O / 10 A / 9 B / 8 C / 7 D / 6 E / 5 P / 4 F / 0													

DN

DN

DN



SEAT_NO	NAME	<Course-I> Th(80/32) In(20/08) Total C G GP C*G	<Course-II> Th(80/32) In(20/08) Total C G GP C*G	<Course-III> Th(80/32) In(20/08) Total C G GP C*G	<Course-IV> Th(80/32) In(20/08) Total C G GP C*G	<Course-V > Tw(25/10) Or(25/10) Total C G GP C*G	<Course-VI> Tw(25/10) Or(25/10) Total C G GP C*G	<Course-VII> Tw(50/20) Or/Pr(25/10) Total C G GP C*G	<Course-VIII> Tw(50/20) Or/Pr(25/10) Total C G GP C*G	< Course-IX > Tw(50/20) Or/Pr(50/20) Total C G GP C*G	RESULT	REMARK	TOTAL MARKS OUT OF 750							
01. CSC801	HUMAN MACHINE INTERACTION																			
10. ILO8025	PROFESSIONAL ETHICS & CSR																			
17. CSL803	CLOUD COMPUTING LAB.																			
02. CSC802	DISTRIBUTED COMPUTING																			
15. CSL801	HUMAN MACHINE INTER. LAB																			
18. CSL804	COMPUTATIONAL LAB-II																			
03. CSDLO8011	HIGH PERFORMANCE COMP.																			
16. CSL802	DISTRIBUTED COMPUTING LAB																			
19. CSP805	MAJOR PROJECT-II																			
7282212 /MAJALIKAR PRARTHANA DIGAMBAR VIDYA																				
67	77	74	74	21	20	38	45	44												
15	19	20	18	21	22	23	24	46			P		668							
82	96	94	92	42	42	61	69	90												
4 O 10	40	4 O 10	40	4 O 10	40	3 O 10	30	1 O 10	10	1 O 10	10	2 O 10	20	1 O 10	10	6 O 10	60	26	260	10.00
SGPI: SEM-I: 9.11 ; SEM-II: 9.59 ; SEM-III: 8.77 ; SEM-IV: 9.52 ; SEM-V: 9.11 ; SEM-VI: 8.42 ; SEM-VII: 8.04 ; CGPI: 9.07																				
CREDITS: SEM-I: 27 ; SEM-II: 27 ; SEM-III: 26 ; SEM-IV: 27 ; SEM-V: 27 ; SEM-VI: 26 ; SEM-VII: 26																				
MARKS: SEM-I:595/750; SEM-II:638/750; SEM-III:607/750; SEM-IV:604/750; SEM-V:590/750; SEM-VI:574/750; SEM-VII:551/750; TOTAL: 4827/6000 (80.45%)																				
7282213 PATIL KETAN SHAILENDRA SANGITA																				
67	77	74	74	21	20	40	45	40												
17	14	18	14	22	20	20	22	44			P		649							
84	91	92	88	43	40	60	67	84												
4 O 10	40	4 O 10	40	4 O 10	40	3 O 10	30	1 O 10	10	1 O 10	10	2 O 10	20	1 O 10	10	6 O 10	60	26	260	10.00
SGPI: SEM-I: 5.83 ; SEM-II: 6.91 ; SEM-III: 5.85 ; SEM-IV: 5.63 ; SEM-V: 6.19 ; SEM-VI: 6.54 ; SEM-VII: 7.31 ; CGPI: 6.77																				
CREDITS: SEM-I: 27 ; SEM-II: 27 ; SEM-III: 26 ; SEM-IV: 27 ; SEM-V: 27 ; SEM-VI: 26 ; SEM-VII: 26																				
MARKS: SEM-I:420/750; SEM-II:483/750; SEM-III:420/750; SEM-IV:425/750; SEM-V:446/750; SEM-VI:455/750; SEM-VII:496/750; TOTAL: 3794/6000 (63.23%)																				
7282214 PATIL KRUNAL RAJAN PALLAVI																				
64	74	74	74	22	21	40	43	38												
17	15	16	13	22	20	19	22	37			P		631							
81	89	90	87	44	41	59	65	75												
4 O 10	40	4 O 10	40	4 O 10	40	3 O 10	30	1 O 10	10	1 O 10	10	2 A 9	18	1 O 10	10	6 A 9	54	26	252	9.69
SGPI: SEM-I: 6.98 ; SEM-II: 7.35 ; SEM-III: 6.92 ; SEM-IV: 8.07 ; SEM-V: 7.56 ; SEM-VI: 6.73 ; SEM-VII: 7.23 ; CGPI: 7.56																				
CREDITS: SEM-I: 27 ; SEM-II: 27 ; SEM-III: 26 ; SEM-IV: 27 ; SEM-V: 27 ; SEM-VI: 26 ; SEM-VII: 26																				
MARKS: SEM-I:482/750; SEM-II:506/750; SEM-III:509/750; SEM-IV:547/750; SEM-V:528/750; SEM-VI:484/750; SEM-VII:489/750; TOTAL: 4176/6000 (69.60%)																				
/- FEMALE, #- 0.229, @- 0.5042/0.5043, *- 0.5045, \$- Carried Forward Grade, ~- Dyslexia, A/ABS- Absent, F- Fails, P- Passes																				
RR- Reserved, RLE- Reserve for Lower Examination, RPV- Provisional, RCC- 0.5050, ADC- Admission Cancelled																				
G:Grade, GP:Grade Point, C:Credits, aC:Sum of Credit Points, aCG:Sum of Product of Credits & Grades																				
SGPI:Semester Grade Performance Index = aCG/aC, CGPI:Cumulative Grade Performance Index																				
% Marks : 80 and Above 75-79.99 70-74.99 60-69.99 50-59.99 45-49.99 40-44.99 Less Than 40																				
Grade / Gr. Pt. : O / 10 A / 9 B / 8 C / 7 D / 6 E / 5 P / 4 F / 0																				

DN

I

I

SEAT_NO	NAME	<Course-I>	<Course-II>	<Course-III>	<Course-IV>	<Course-V>	<Course-VI>	<Course-VII>	<Course-VIII>	<Course-IX>	TOTAL MARKS			
		Th(80/32)	Th(80/32)	Th(80/32)	Th(80/32)	Tw(25/10)	Tw(25/10)	Tw(50/20)	Tw(50/20)	Tw(50/20)	OUT OF 750	RESULT	REMARK	
		In(20/08)	In(20/08)	In(20/08)	In(20/08)	Or(25/10)	Or(25/10)	Or/Pr(25/10)	Or/Pr(25/10)	Or/Pr(50/20)		ac	acg	SGPI
		Total	Total	Total	Total	Total	Total	Total	Total	Total				
		C G GP C*G	C G GP C*G	C G GP C*G	C G GP C*G	C G GP C*G	C G GP C*G	C G GP C*G	C G GP C*G	C G GP C*G				
01. CSC801	HUMAN MACHINE INTERACTION	02. CSC802	DISTRIBUTED COMPUTING	03. CSDLO8011	HIGH PERFORMANCE COMP.									
10. ILO8025	PROFESSIONAL ETHICS & CSR	15. CSL801	HUMAN MACHINE INTER. LAB	16. CSL802	DISTRIBUTED COMPUTING LAB									
17. CSL803	CLOUD COMPUTING LAB.	18. CSL804	COMPUTATIONAL LAB-II	19. CSP805	MAJOR PROJECT-II									
7282215	VAIDYA SWAPNEEL SUHAS VAIJAYANTI													
64	74	74	77	22	20	43	43	44						
18	16	19	17	23	22	21	23	46	P		666			
82	90	93	94	45	42	64	66	90						
4 O 10 40	4 O 10 40	4 O 10 40	3 O 10 30	1 O 10 10	1 O 10 10	2 O 10 20	1 O 10 10	6 O 10 60	26	260	10.00			
SGPI: SEM-I: 7.43 ; SEM-II: 7.31 ; SEM-III: 7.58 ; SEM-IV: 7.81 ; SEM-V: 8.15 ; SEM-VI: 7.50 ; SEM-VII: 9.19 ; CGPI: 8.11														
CREDITS: SEM-I: 27 ; SEM-II: 27 ; SEM-III: 26 ; SEM-IV: 27 ; SEM-V: 27 ; SEM-VI: 26 ; SEM-VII: 26														
MARKS: SEM-I:501/750; SEM-II:503/750; SEM-III:516/750; SEM-IV:528/750; SEM-V:553/750; SEM-VI:514/750; SEM-VII:601/750; TOTAL: 4382/6000 (73.03%)														
7282216	VARTAK SANCHIT SANDESH SUCHITA													
67	74	74	77	22	20	41	43	38						
19	14	18	15	22	20	20	23	38	P		645			
86	88	92	92	44	40	61	66	76						
4 O 10 40	4 O 10 40	4 O 10 40	3 O 10 30	1 O 10 10	1 O 10 10	2 O 10 20	1 O 10 10	6 A 9 54	26	254	9.77			
SGPI: SEM-I: 6.28 ; SEM-II: 6.76 ; SEM-III: 5.38 ; SEM-IV: 5.59 ; SEM-V: 5.81 ; SEM-VI: 5.96 ; SEM-VII: 6.62 ; CGPI: 6.51														
CREDITS: SEM-I: 27 ; SEM-II: 27 ; SEM-III: 26 ; SEM-IV: 27 ; SEM-V: 27 ; SEM-VI: 26 ; SEM-VII: 26														
MARKS: SEM-I:439/750; SEM-II:488/750; SEM-III:410/750; SEM-IV:413/750; SEM-V:429/750; SEM-VI:431/750; SEM-VII:462/750; TOTAL: 3717/6000 (61.95%)														
01. CSC801	HUMAN MACHINE INTERACTION	02. CSC802	DISTRIBUTED COMPUTING	04. CSDLO8012	NATURAL LANG. PROCESSING									
06. ILO8021	PROJECT MANAGEMENT	15. CSL801	HUMAN MACHINE INTER. LAB	16. CSL802	DISTRIBUTED COMPUTING LAB									
17. CSL803	CLOUD COMPUTING LAB.	18. CSL804	COMPUTATIONAL LAB-II	19. CSP805	MAJOR PROJECT-II									
7282217	AKHTAR AREEB MOHD SHAHID TARANNUM													
58	80	64	67	21	20	41	40	44						
17	15	14	20	22	19	20	22	44	P		628			
75	95	78	87	43	39	61	62	88						
4 A 9 36	4 O 10 40	4 A 9 36	3 O 10 30	1 O 10 10	1 A 9 9	2 O 10 20	1 O 10 10	6 O 10 60	26	251	9.65			
SGPI: SEM-I: 6.24 ; SEM-II: 7.57 ; SEM-III: 7.31 ; SEM-IV: 6.96 ; SEM-V: 6.30 ; SEM-VI: 6.46 ; SEM-VII: 7.62 ; CGPI: 7.25														
CREDITS: SEM-I: 27 ; SEM-II: 27 ; SEM-III: 26 ; SEM-IV: 27 ; SEM-V: 27 ; SEM-VI: 26 ; SEM-VII: 26														
MARKS: SEM-I:436/750; SEM-II:527/750; SEM-III:489/750; SEM-IV:484/750; SEM-V:441/750; SEM-VI:460/750; SEM-VII:520/750; TOTAL: 3985/6000 (66.42%)														
/- FEMALE, #- 0.229, @- 0.5042/0.5043, *- 0.5045, \$- Carried Forward Grade, -- Dyslexia, A/ABS- Absent, F- Fails, P- Passes														
RR- Reserved, RLE- Reserve for Lower Examination, RPV- Provisional, RCC- 0.5050, ADC- Admission Cancelled														
G:Grade, GP:Grade Point, C:Credits, ac:Sum of Credit Points, acg:Sum of Product of Credits & Grades														
SGPI:Semester Grade Performance Index = acg/ac, CGPI:Cumulative Grade Performance Index														
% Marks : 80 and Above 75-79.99 70-74.99 60-69.99 50-59.99 45-49.99 40-44.99 Less Than 40														
Grade / Gr. Pt. : O / 10 A / 9 B / 8 C / 7 D / 6 E / 5 P / 4 F / 0														

DN

II

I





UNIVERSITY OF MUMBAI

OFFICE REGISTER FOR THE B.E. (COMPUTER ENGINEERING) (SEM VIII) (CHOICE BASED) EXAMINATION HELD IN OCTOBER 2020  
 COLLEGE/CENTRE NAME:466:VCET

Page No.: 747

RESULT DATE :- NOVEMBER 13, 2020

SEAT_NO	NAME	<Course-I>	<Course-II>	<Course-III>	<Course-IV>	<Course-V >	<Course-VI>	<Course-VII>	<Course-VIII>	< Course-IX >	RESULT	REMARK	TOTAL MARKS
		Th(80/32)	Th(80/32)	Th(80/32)	Th(80/32)	Tw(25/10)	Tw(25/10)	Tw(50/20)	Tw(50/20)	Tw(50/20)			OUT OF 750
		In(20/08)	In(20/08)	In(20/08)	In(20/08)	Or(25/10)	Or(25/10)	Or/Pr(25/10)	Or/Pr(25/10)	Or/Pr(50/20)			
		Total	Total	Total	Total	Total	Total	Total	Total	Total			
		C G GP C*G	C G GP C*G	C G GP C*G	C G GP C*G	C G GP C*G	C G GP C*G	C G GP C*G	C G GP C*G	C G GP C*G			

01. CSC801	HUMAN MACHINE INTERACTION	02. CSC802	DISTRIBUTED COMPUTING	04. CSDL08012	NATURAL LANG. PROCESSING
06. ILO8021	PROJECT MANAGEMENT	15. CSL801	HUMAN MACHINE INTER. LAB	16. CSL802	DISTRIBUTED COMPUTING LAB
17. CSL803	CLOUD COMPUTING LAB.	18. CSL804	COMPUTATIONAL LAB-II	19. CSP805	MAJOR PROJECT-II

7282221 /JHA AGRANEE INDRAJIT REETA

70	77	64	74	20	20	43	40	36											
18	14	17	19	22	21	19	23	38			P		635						
88	91	81	93	42	41	62	63	74											
4 O 10	40	4 O 10	40	4 O 10	40	3 O 10	30	1 O 10	10	1 O 10	10	2 O 10	20	1 O 10	10	6 B 8 48	26	248	9.54

DN

SGPI: SEM-I: 7.67 ; SEM-II: 7.87 ; SEM-III: 7.96 ; SEM-IV: 7.56 ; SEM-V: 7.52 ; SEM-VI: 7.73 ; SEM-VII: 8.77 ; CGPI: 8.07  
 CREDITS: SEM-I: 27 ; SEM-II: 27 ; SEM-III: 26 ; SEM-IV: 27 ; SEM-V: 27 ; SEM-VI: 26 ; SEM-VII: 26  
 MARKS: SEM-I:529/750; SEM-II:539/750; SEM-III:549/750; SEM-IV:526/750; SEM-V:508/750; SEM-VI:523/750; SEM-VII:576/750; TOTAL: 4385/6000 (73.08%)

7282222 /KHANOLKAR ADITI SHAILESH SEJAL

70	80	70	67	22	21	43	42	44												
18	17	17	19	22	20	21	22	45			P		660							
88	97	87	86	44	41	64	64	89												
4 O 10	40	4 O 10	40	4 O 10	40	3 O 10	30	1 O 10	10	1 O 10	10	2 O 10	20	1 O 10	10	6 O 10	60	26	260	10.00

I

(DIPLOMA STUDENT) SGPI: SEM-III: 6.31 ; SEM-IV: 5.48 ; SEM-V: 7.56 ; SEM-VI: 6.54 ; SEM-VII: 8.08 ; CGPI: 7.32  
 CREDITS: SEM-III: 26 ; SEM-IV: 27 ; SEM-V: 27 ; SEM-VI: 26 ; SEM-VII: 26  
 MARKS: SEM-III:460/750; SEM-IV:405/750; SEM-V:506/750; SEM-VI:467/750; SEM-VII:535/750; TOTAL: 3033/4500 (67.40%)

7282223 KHUMAN PARAG SUNIL KANTA

70	80	70	70	24	21	42	41	42												
20	19	16	20	23	21	22	23	43			P		667							
90	99	86	90	47	42	64	64	85												
4 O 10	40	4 O 10	40	4 O 10	40	3 O 10	30	1 O 10	10	1 O 10	10	2 O 10	20	1 O 10	10	6 O 10	60	26	260	10.00

DN

SGPI: SEM-I: 8.65 ; SEM-II: 9.22 ; SEM-III: 8.77 ; SEM-IV: 8.15 ; SEM-V: 9.04 ; SEM-VI: 8.15 ; SEM-VII: 9.00 ; CGPI: 8.87  
 CREDITS: SEM-I: 27 ; SEM-II: 27 ; SEM-III: 26 ; SEM-IV: 27 ; SEM-V: 27 ; SEM-VI: 26 ; SEM-VII: 26  
 MARKS: SEM-I:580/750; SEM-II:618/750; SEM-III:589/750; SEM-IV:570/750; SEM-V:597/750; SEM-VI:551/750; SEM-VII:582/750; TOTAL: 4754/6000 (79.23%)

/- FEMALE, #- 0.229, @- 0.5042/0.5043, \*- 0.5045, \$- Carried Forward Grade, -- Dyslexia, A/ABS- Absent, F- Fails, P- Passes  
 RR- Reserved, RLE- Reserve for Lower Examination, RPV- Provisional, RCC- 0.5050, ADC- Admission Cancelled  
 G:Grade, GP:Grade Point, C:Credits, aC:Sum of Credit Points, aCG:Sum of Product of Credits & Grades  
 SGPI:Semester Grade Performance Index = aCG/aC, CGPI:Cumulative Grade Performance Index  
 % Marks : 80 and Above 75-79.99 70-74.99 60-69.99 50-59.99 45-49.99 40-44.99 Less Than 40  
 Grade / Gr. Pt. : O / 10 A / 9 B / 8 C / 7 D / 6 E / 5 P / 4 F / 0

OFFICE REGISTER FOR THE B.E. (COMPUTER ENGINEERING) (SEM VIII) (CHOICE BASED) EXAMINATION HELD IN OCTOBER 2020  
COLLEGE/CENTRE NAME:466:VCET

RESULT DATE :- NOVEMBER 13, 2020

SEAT_NO	NAME	<Course-I>	<Course-II>	<Course-III>	<Course-IV>	<Course-V>	<Course-VI>	<Course-VII>	<Course-VIII>	<Course-IX>	TOTAL MARKS																												
		Th(80/32)	Th(80/32)	Th(80/32)	Th(80/32)	Tw(25/10)	Tw(25/10)	Tw(50/20)	Tw(50/20)	Tw(50/20)	OUT OF 750	RESULT	REMARK																										
		In(20/08)	In(20/08)	In(20/08)	In(20/08)	Or(25/10)	Or(25/10)	Or/Pr(25/10)	Or/Pr(25/10)	Or/Pr(50/20)																													
		Total	Total	Total	Total	Total	Total	Total	Total	Total																													
		C G GP C*G	C G GP C*G	C G GP C*G	C G GP C*G	C G GP C*G	C G GP C*G	C G GP C*G	C G GP C*G	C G GP C*G																													
01.	CSC801	HUMAN MACHINE INTERACTION			02.	CSC802	DISTRIBUTED COMPUTING			04.	CSDLO8012	NATURAL LANG. PROCESSING																											
06.	ILO8021	PROJECT MANAGEMENT			15.	CSL801	HUMAN MACHINE INTER. LAB			16.	CSL802	DISTRIBUTED COMPUTING LAB																											
17.	CSL803	CLOUD COMPUTING LAB.			18.	CSL804	COMPUTATIONAL LAB-II			19.	CSP805	MAJOR PROJECT-II																											
-----																																							
7282224	KORADIYA VIVEK CHIMANBHAI RITABEN																																						
	67	80	67	67	20	14	41	40	43																														
	16	13	13	19	21	19	18	19	44	P				621																									
	83	93	80	86	41	33	59	59	87																														
	4	0	10	40	4	0	10	40	4	0	10	40	3	0	10	30	1	0	10	10	1	C	7	7	2	A	9	18	1	A	9	9	6	0	10	60	26	254	9.77
	SGPI: SEM-I: 5.89 ; SEM-II: 6.00 ; SEM-III: 4.71 ; SEM-IV: 5.00 ; SEM-V: 6.33 ; SEM-VI: 6.46 ; SEM-VII: 8.04 ; CGPI: 6.49																																						
	CREDITS: SEM-I: 27 ; SEM-II: 27 ; SEM-III: 28 ; SEM-IV: 28 ; SEM-V: 27 ; SEM-VI: 26 ; SEM-VII: 26																																						
	MARKS: SEM-I:421/750; SEM-II:428/750; SEM-III:394/800; SEM-IV:409/825; SEM-V:448/750; SEM-VI:465/750; SEM-VII:534/750; TOTAL: 3720/6125 (60.73%)																																						
-----																																							
7282225	/MESHAM PRAJAKTA RAJKUMAR PURWAVATI																																						
	70	80	70	67	23	22	42	41	44																														
	19	18	17	19	22	20	18	22	44	P				658																									
	89	98	87	86	45	42	60	63	88																														
	4	0	10	40	4	0	10	40	4	0	10	40	3	0	10	30	1	0	10	10	1	0	10	10	2	0	10	20	1	0	10	10	6	0	10	60	26	260	10.00
	SGPI: SEM-I: 7.22 ; SEM-II: 7.04 ; SEM-III: 7.42 ; SEM-IV: 7.96 ; SEM-V: 7.96 ; SEM-VI: 7.81 ; SEM-VII: 8.50 ; CGPI: 7.98																																						
	CREDITS: SEM-I: 27 ; SEM-II: 27 ; SEM-III: 26 ; SEM-IV: 27 ; SEM-V: 27 ; SEM-VI: 26 ; SEM-VII: 26																																						
	MARKS: SEM-I:489/750; SEM-II:497/750; SEM-III:520/750; SEM-IV:529/750; SEM-V:527/750; SEM-VI:529/750; SEM-VII:560/750; TOTAL: 4309/6000 (71.82%)																																						
-----																																							
7282226	/NAIR MALAVIKA PADMAKUMAR SUNITHA																																						
	70	74	70	67	22	22	45	44	48																														
	17	18	18	18	22	19	20	22	47	P				663																									
	87	92	88	85	44	41	65	66	95																														
	4	0	10	40	4	0	10	40	4	0	10	40	3	0	10	30	1	0	10	10	1	0	10	10	2	0	10	20	1	0	10	10	6	0	10	60	26	260	10.00
	SGPI: SEM-I: 8.89 ; SEM-II: 9.26 ; SEM-III: 8.46 ; SEM-IV: 8.63 ; SEM-V: 7.85 ; SEM-VI: 8.00 ; SEM-VII: 8.27 ; CGPI: 8.67																																						
	CREDITS: SEM-I: 27 ; SEM-II: 27 ; SEM-III: 26 ; SEM-IV: 27 ; SEM-V: 27 ; SEM-VI: 26 ; SEM-VII: 26																																						
	MARKS: SEM-I:579/750; SEM-II:599/750; SEM-III:575/750; SEM-IV:572/750; SEM-V:536/750; SEM-VI:567/750; SEM-VII:563/750; TOTAL: 4654/6000 (77.57%)																																						
-----																																							
/- FEMALE, #- 0.229, @- 0.5042/0.5043, *- 0.5045, \$- Carried Forward Grade, -- Dyslexia, A/ABS- Absent, F- Fails, P- Passes																																							
RR- Reserved, RLE- Reserve for Lower Examination, RPV- Provisional, RCC- 0.5050, ADC- Admission Cancelled																																							
G:Grade, GP:Grade Point, C:Credits, aC:Sum of Credit Points, aCG:Sum of Product of Credits & Grades																																							
SGPI:Semester Grade Performance Index = aCG/aC, CGPI:Cumulative Grade Performance Index																																							
% Marks : 80 and Above 75-79.99 70-74.99 60-69.99 50-59.99 45-49.99 40-44.99 Less Than 40																																							
Grade / Gr. Pt. : O / 10 A / 9 B / 8 C / 7 D / 6 E / 5 P / 4 F / 0																																							

II

DN

DN



SEAT_NO	NAME	<Course-I> Th(80/32) In(20/08) Total C G GP C*G	<Course-II> Th(80/32) In(20/08) Total C G GP C*G	<Course-III> Th(80/32) In(20/08) Total C G GP C*G	<Course-IV> Th(80/32) In(20/08) Total C G GP C*G	<Course-V > Tw(25/10) Or(25/10) Total C G GP C*G	<Course-VI> Tw(25/10) Or(25/10) Total C G GP C*G	<Course-VII> Tw(50/20) Or/Pr(25/10) Total C G GP C*G	<Course-VIII> Tw(50/20) Or/Pr(25/10) Total C G GP C*G	< Course-IX > Tw(50/20) Or/Pr(50/20) Total C G GP C*G	RESULT	REMARK	TOTAL MARKS OUT OF 750																									
01.	CSC801	HUMAN MACHINE INTERACTION			02.	CSC802	DISTRIBUTED COMPUTING			04.	CSDL08012	NATURAL LANG. PROCESSING																										
06.	ILO8021	PROJECT MANAGEMENT			15.	CSL801	HUMAN MACHINE INTER. LAB			16.	CSL802	DISTRIBUTED COMPUTING LAB																										
17.	CSL803	CLOUD COMPUTING LAB.			18.	CSL804	COMPUTATIONAL LAB-II			19.	CSP805	MAJOR PROJECT-II																										
7282227 /NAYAKA POOJA RAJUBHAI SONA																																						
64	80	67	70	21	22	45	44	47																														
19	18	16	18	22	21	20	22	47		P			663																									
83	98	83	88	43	43	65	66	94																														
4	0	10	40	4	0	10	40	4	0	10	40	3	0	10	30	1	0	10	10	1	0	10	10	2	0	10	20	1	0	10	10	6	0	10	60	26	260	10.00
SGPI: SEM-I: 6.52 ; SEM-II: 7.02 ; SEM-III: 6.46 ; SEM-IV: 6.96 ; SEM-V: 8.15 ; SEM-VI: 8.27 ; SEM-VII: 8.19 ; CGPI: 7.69 @0.06 CREDITS: SEM-I: 27 ; SEM-II: 27 ; SEM-III: 26 ; SEM-IV: 27 ; SEM-V: 27 ; SEM-VI: 26 ; SEM-VII: 26 MARKS: SEM-I:461/750; SEM-II:487/750; SEM-III:459/750; SEM-IV:503/750; SEM-V:560/750; SEM-VI:556/750; SEM-VII:552/750; TOTAL: 4241/6000 (70.68%)																																						
7282228 /PATIL RIYA DINESH KAVITA																																						
67	80	70	67	20	20	43	42	37																														
17	14	12	18	21	19	20	19	38		P			624																									
84	94	82	85	41	39	63	61	75																														
4	0	10	40	4	0	10	40	4	0	10	40	3	0	10	30	1	0	10	10	1	A	9	9	2	0	10	20	1	0	10	10	6	A	9	54	26	253	9.73
(DIPLOMA STUDENT) SGPI: SEM-III: 6.12 ; SEM-IV: 6.19 ; SEM-V: 6.52 ; SEM-VI: 6.12 ; SEM-VII: 6.27 ; CGPI: 6.82 CREDITS: SEM-III: 26 ; SEM-IV: 27 ; SEM-V: 27 ; SEM-VI: 26 ; SEM-VII: 26 MARKS: SEM-III:441/750; SEM-IV:443/750; SEM-V:453/750; SEM-VI:435/750; SEM-VII:435/750; TOTAL: 2831/4500 (62.91%)																																						
7282229 PATIL SHUBHAM DATTATRAY MANISHA																																						
61	77	70	70	22	22	45	44	45																														
19	19	18	19	23	23	22	22	45		P			666																									
80	96	88	89	45	45	67	66	90																														
4	0	10	40	4	0	10	40	4	0	10	40	3	0	10	30	1	0	10	10	1	0	10	10	2	0	10	20	1	0	10	10	6	0	10	60	26	260	10.00
SGPI: SEM-I: 8.22 ; SEM-II: 7.63 ; SEM-III: 8.54 ; SEM-IV: 8.52 ; SEM-V: 8.81 ; SEM-VI: 8.00 ; SEM-VII: 8.85 ; CGPI: 8.57 CREDITS: SEM-I: 27 ; SEM-II: 27 ; SEM-III: 26 ; SEM-IV: 27 ; SEM-V: 27 ; SEM-VI: 26 ; SEM-VII: 26 MARKS: SEM-I:565/750; SEM-II:527/750; SEM-III:574/750; SEM-IV:577/750; SEM-V:582/750; SEM-VI:557/750; SEM-VII:592/750; TOTAL: 4640/6000 (77.33%)																																						
/- FEMALE, #- 0.229, @- 0.5042/0.5043, *- 0.5045, \$- Carried Forward Grade, -- Dyslexia, A/ABS- Absent, F- Fails, P- Passes RR- Reserved, RLE- Reserve for Lower Examination, RPV- Provisional, RCC- 0.5050, ADC- Admission Cancelled G:Grade, GP:Grade Point, C:Credits, aC:Sum of Credit Points, aCG:Sum of Product of Credits & Grades SGPI:Semester Grade Performance Index = aCG/aC, CGPI:Cumulative Grade Performance Index % Marks : 80 and Above 75-79.99 70-74.99 60-69.99 50-59.99 45-49.99 40-44.99 Less Than 40 Grade / Gr. Pt. : O / 10 A / 9 B / 8 C / 7 D / 6 E / 5 P / 4 F / 0																																						

SEAT_NO	NAME	<Course-I>	<Course-II>	<Course-III>	<Course-IV>	<Course-V>	<Course-VI>	<Course-VII>	<Course-VIII>	<Course-IX>	RESULT	REMARK	TOTAL MARKS OUT OF 750
		Th(80/32)	Th(80/32)	Th(80/32)	Th(80/32)	Tw(25/10)	Tw(25/10)	Tw(50/20)	Tw(50/20)	Tw(50/20)			
		In(20/08)	In(20/08)	In(20/08)	In(20/08)	Or(25/10)	Or(25/10)	Or/Pr(25/10)	Or/Pr(25/10)	Or/Pr(50/20)			
		Total	Total	Total	Total	Total	Total	Total	Total	Total			
		C G GP C*G	C G GP C*G	C G GP C*G	C G GP C*G	C G GP C*G	C G GP C*G	C G GP C*G	C G GP C*G	C G GP C*G			

01. CSC801	HUMAN MACHINE INTERACTION	02. CSC802	DISTRIBUTED COMPUTING	04. CSDL08012	NATURAL LANG. PROCESSING
06. ILO8021	PROJECT MANAGEMENT	15. CSL801	HUMAN MACHINE INTER. LAB	16. CSL802	DISTRIBUTED COMPUTING LAB
17. CSL803	CLOUD COMPUTING LAB.	18. CSL804	COMPUTATIONAL LAB-II	19. CSP805	MAJOR PROJECT-II

7282230 /PATIL SRUSHTI ASHOK SUVARNA

67	77	67	70	22	20	41	40	46					
19	19	17	19	22	20	22	21	44	P				653
86	96	84	89	44	40	63	61	90					
4 0 10 40	4 0 10 40	4 0 10 40	3 0 10 30	1 0 10 10	1 0 10 10	2 0 10 20	1 0 10 10	6 0 10 60	26	260	10.00		

SGPI: SEM-I: 8.11 ; SEM-II: 8.11 ; SEM-III: 8.42 ; SEM-IV: 8.44 ; SEM-V: 8.74 ; SEM-VI: 8.15 ; SEM-VII: 8.46 ; CGPI: 8.55  
CREDITS: SEM-I: 27 ; SEM-II: 27 ; SEM-III: 26 ; SEM-IV: 27 ; SEM-V: 27 ; SEM-VI: 26 ; SEM-VII: 26  
MARKS: SEM-I:565/750; SEM-II:559/750; SEM-III:575/750; SEM-IV:576/750; SEM-V:575/750; SEM-VI:547/750; SEM-VII:571/750; TOTAL: 4621/6000 (77.02%)

7282231 SINHA RONITH VIJAY RUNA

64	74	61	64	20	19	41	39	42					
18	14	13	16	22	20	19	21	41	P				608
82	88	74	80	42	39	60	60	83					
4 0 10 40	4 0 10 40	4 B 8 32	3 0 10 30	1 0 10 10	1 A 9 9	2 0 10 20	1 0 10 10	6 0 10 60	26	251	9.65		

SGPI: SEM-I: 5.87 ; SEM-II: 6.22 ; SEM-III: 6.73 ; SEM-IV: 6.22 ; SEM-V: 5.48 ; SEM-VI: 5.27 ; SEM-VII: 7.65 ; CGPI: 6.62  
CREDITS: SEM-I: 27 ; SEM-II: 27 ; SEM-III: 26 ; SEM-IV: 27 ; SEM-V: 27 ; SEM-VI: 26 ; SEM-VII: 26  
MARKS: SEM-I:439/750; SEM-II:432/750; SEM-III:477/750; SEM-IV:444/750; SEM-V:393/750; SEM-VI:406/750; SEM-VII:514/750; TOTAL: 3713/6000 (61.88%)

7282232 /SURATKAR MADHAVI NARAYAN NANDINI

70	80	70	67	22	21	44	42	34					
20	17	18	19	22	21	20	20	33	P				640
90	97	88	86	44	42	64	62	67					
4 0 10 40	4 0 10 40	4 0 10 40	3 0 10 30	1 0 10 10	1 0 10 10	2 0 10 20	1 0 10 10	6 C 7 42	26	242	9.31		

(DIPLOMA STUDENT) SGPI: SEM-III: 5.92 ; SEM-IV: 6.30 ; SEM-V: 7.56 ; SEM-VI: 7.12 ; SEM-VII: 8.42 ; CGPI: 7.43  
CREDITS: SEM-III: 26 ; SEM-IV: 27 ; SEM-V: 27 ; SEM-VI: 26 ; SEM-VII: 26  
MARKS: SEM-III:434/750; SEM-IV:456/750; SEM-V:520/750; SEM-VI:495/750; SEM-VII:552/750; TOTAL: 3097/4500 (68.82%)

/- FEMALE, #- 0.229, @- 0.5042/0.5043, \*- 0.5045, \$- Carried Forward Grade, -- Dyslexia, A/ABS- Absent, F- Fails, P- Passes  
RR- Reserved, RLE- Reserve for Lower Examination, RPV- Provisional, RCC- 0.5050, ADC- Admission Cancelled  
G:Grade, GP:Grade Point, C:Credits, aC:Sum of Credit Points, aCG:Sum of Product of Credits & Grades  
SGPI:Semester Grade Performance Index = aCG/aC, CGPI:Cumulative Grade Performance Index  
% Marks : 80 and Above 75-79.99 70-74.99 60-69.99 50-59.99 45-49.99 40-44.99 Less Than 40  
Grade / Gr. Pt. : 0 / 10 A / 9 B / 8 C / 7 D / 6 E / 5 P / 4 F / 0

UNIVERSITY OF MUMBAI

Page No.: 751

OFFICE REGISTER FOR THE B.E. (COMPUTER ENGINEERING) (SEM VIII) (CHOICE BASED) EXAMINATION HELD IN OCTOBER 2020

COLLEGE/CENTRE NAME:466:VCET

RESULT DATE :- NOVEMBER 13, 2020

SEAT NO	NAME	<Course-I>	<Course-II>	<Course-III>	<Course-IV>	<Course-V >	<Course-VI>	<Course-VII>	<Course-VIII>	< Course-IX >	RESULT	REMARK	TOTAL MARKS
		Th(80/32)	Th(80/32)	Th(80/32)	Th(80/32)	Tw(25/10)	Tw(25/10)	Tw(50/20)	Tw(50/20)	Tw(50/20)			OUT OF 750
		In(20/08)	In(20/08)	In(20/08)	In(20/08)	Or(25/10)	Or(25/10)	Or/Pr(25/10)	Or/Pr(25/10)	Or/Pr(50/20)			
		Total	Total	Total	Total	Total	Total	Total	Total	Total			
		C G GP C*G	C G GP C*G	C G GP C*G	C G GP C*G	C G GP C*G	C G GP C*G	C G GP C*G	C G GP C*G	C G GP C*G			

01. CSC801	HUMAN MACHINE INTERACTION	02. CSC802	DISTRIBUTED COMPUTING	04. CSDLO8012	NATURAL LANG. PROCESSING
06. ILO8021	PROJECT MANAGEMENT	15. CSL801	HUMAN MACHINE INTER. LAB	16. CSL802	DISTRIBUTED COMPUTING LAB
17. CSL803	CLOUD COMPUTING LAB.	18. CSL804	COMPUTATIONAL LAB-II	19. CSP805	MAJOR PROJECT-II

7282233 /URUNKAR SANSKRUTI MANOJ SARIKA

67	80	70	67	22	20	43	42	34												
17	17	17	18	22	20	20	20	33			P		629							
84	97	87	85	44	40	63	62	67												
4 O 10	40	4 O 10	40	4 O 10	40	3 O 10	30	1 O 10	10	1 O 10	10	2 O 10	20	1 O 10	10	6 C 7	42	26	242	9.31

(DIPLOMA STUDENT)

SGPI: SEM-III: 5.54 ; SEM-IV: 5.81 ; SEM-V: 7.33 ; SEM-VI: 6.15 ; SEM-VII: 6.58 ; CGPI: 6.78

CREDITS: SEM-III: 26 ; SEM-IV: 27 ; SEM-V: 27 ; SEM-VI: 26 ; SEM-VII: 26

MARKS: SEM-III:398/750; SEM-IV:410/750; SEM-V:505/750; SEM-VI:444/750; SEM-VII:455/750; TOTAL: 2841/4500 (63.13%)

7282234 VERMA ANANG UMESH KIRAN

70	77	67	70	21	21	43	41	47												
18	16	17	17	22	20	20	22	40			P		649							
88	93	84	87	43	41	63	63	87												
4 O 10	40	4 O 10	40	4 O 10	40	3 O 10	30	1 O 10	10	1 O 10	10	2 O 10	20	1 O 10	10	6 O 10	60	26	260	10.00

SGPI: SEM-I: 5.98 ; SEM-II: 6.52 ; SEM-III: 6.23 ; SEM-IV: 6.70 ; SEM-V: 6.70 ; SEM-VI: 6.27 ; SEM-VII: 7.31 ; CGPI: 6.95

CREDITS: SEM-I: 27 ; SEM-II: 27 ; SEM-III: 26 ; SEM-IV: 27 ; SEM-V: 27 ; SEM-VI: 26 ; SEM-VII: 26

MARKS: SEM-I:440/750; SEM-II:444/750; SEM-III:445/750; SEM-IV:469/750; SEM-V:472/750; SEM-VI:445/750; SEM-VII:502/750; TOTAL: 3866/6000 (64.43%)

7282235 /ZURUNGE RAJESHWARI SHANKAR MAYA

70	80	64	67	20	18	42	42	42												
9	14	17	16	22	20	20	20	44			P	RLE	627							
79	94	81	83	42	38	62	62	86												
4 A 9	36	4 O 10	40	4 O 10	40	3 O 10	30	1 O 10	10	1 A 9	9	2 O 10	20	1 O 10	10	6 O 10	60	26	255	9.81

(DIPLOMA STUDENT)

SGPI: SEM-III: 5.96 ; SEM-IV: 6.85 ; SEM-V: 7.04 ; SEM-VI: ~~6.77~~ ; SEM-VII: 6.73 ; CGPI: --

CREDITS: SEM-III: 26 ; SEM-IV: 27 ; SEM-V: 27 ; SEM-VI: ~~26~~ ; SEM-VII: 26

MARKS: SEM-III:425/750; SEM-IV:477/750; SEM-V:481/750; SEM-VI: ~~462/750~~ ; SEM-VII:468/750; TOTAL: --

/- FEMALE, #- 0.229, @- 0.5042/0.5043, \*- 0.5045, \$- Carried Forward Grade, -- Dyslexia, A/ABS- Absent, F- Fails, P- Passes

RR- Reserved, RLE- Reserve for Lower Examination, RPV- Provisional, RCC- 0.5050, ADC- Admission Cancelled

G:Grade, GP:Grade Point, C:Credits, āC:Sum of Credit Points, āCG:Sum of Product of Credits & Grades

SGPI:Semester Grade Performance Index = āCG/āC, CGPI:Cumulative Grade Performance Index

% Marks : 80 and Above 75-79.99 70-74.99 60-69.99 50-59.99 45-49.99 40-44.99 Less Than 40

Grade / Gr. Pt. : O / 10 A / 9 B / 8 C / 7 D / 6 E / 5 P / 4 F / 0



SEAT_NO	NAME	<Course-I>	<Course-II>	<Course-III>	<Course-IV>	<Course-V>	<Course-VI>	<Course-VII>	<Course-VIII>	<Course-IX>	RESULT	REMARK	TOTAL MARKS
		Th(80/32)	Th(80/32)	Th(80/32)	Th(80/32)	Tw(25/10)	Tw(25/10)	Tw(50/20)	Tw(50/20)	Tw(50/20)			OUT OF 750
		In(20/08)	In(20/08)	In(20/08)	In(20/08)	Or(25/10)	Or(25/10)	Or/Pr(25/10)	Or/Pr(25/10)	Or/Pr(50/20)			
		Total	Total	Total	Total	Total	Total	Total	Total	Total	ãC	ãCG	SGPI
		C G GP C*G	C G GP C*G	C G GP C*G	C G GP C*G	C G GP C*G	C G GP C*G	C G GP C*G	C G GP C*G	C G GP C*G			

01. CSC801	HUMAN MACHINE INTERACTION	02. CSC802	DISTRIBUTED COMPUTING	04. CSDL08012	NATURAL LANG. PROCESSING
10. ILO8025	PROFESSIONAL ETHICS & CSR	15. CSL801	HUMAN MACHINE INTER. LAB	16. CSL802	DISTRIBUTED COMPUTING LAB
17. CSL803	CLOUD COMPUTING LAB.	18. CSL804	COMPUTATIONAL LAB-II	19. CSP805	MAJOR PROJECT-II

7282236 /KARUVATH JINISHA GANGADHARAN JISHA

70	80	61	80	22	22	44	41	48												
19	18	19	18	22	20	20	21	47			P		672							
89	98	80	98	44	42	64	62	95												
4 O 10	40	4 O 10	40	4 O 10	40	3 O 10	30	1 O 10	10	1 O 10	10	2 O 10	20	1 O 10	10	6 O 10	60	26	260	10.00
SGPI: SEM-I: 8.59 ; SEM-II: 8.67 ; SEM-III: 8.77 ; SEM-IV: 8.11 ; SEM-V: 8.44 ; SEM-VI: 7.65 ; SEM-VII: 7.69 ; CGPI: 8.49																				
CREDITS: SEM-I: 27 ; SEM-II: 27 ; SEM-III: 26 ; SEM-IV: 27 ; SEM-V: 27 ; SEM-VI: 26 ; SEM-VII: 26																				
MARKS: SEM-I:578/750; SEM-II:578/750; SEM-III:589/750; SEM-IV:544/750; SEM-V:562/750; SEM-VI:524/750; SEM-VII:529/750; TOTAL: 4576/6000 (76.27%)																				

DN

7282237 /PARIKH POOJA SUNIL NISHA

67	80	64	61	22	19	44	41	41												
19	17	14	18	22	20	21	23	46			P		639							
86	97	78	79	44	39	65	64	87												
4 O 10	40	4 O 10	40	4 A 9	36	3 A 9	27	1 O 10	10	1 A 9	9	2 O 10	20	1 O 10	10	6 O 10	60	26	252	9.69
(DIPLOMA STUDENT)																				
SGPI: SEM-III: 4.88 ; SEM-IV: 5.63 ; SEM-V: 7.52 ; SEM-VI: 6.77 ; SEM-VII: 7.35 ; CGPI: 6.97																				
CREDITS: SEM-III: 26 ; SEM-IV: 27 ; SEM-V: 27 ; SEM-VI: 26 ; SEM-VII: 26																				
MARKS: SEM-III:396/750; SEM-IV:417/750; SEM-V:510/750; SEM-VI:484/750; SEM-VII:506/750; TOTAL: 2952/4500 (65.60%)																				

I

7282238 PATIL KETAN BHASKAR HARSHALA

45	45	51	32	19	18	41	40	36												
13	15	14	13	20	17	19	18	38			P	RLE	494							
58	60	65	45	39	35	60	58	74												
4 D 6	24	4 C 7	28	4 C 7	28	3 E 5	15	1 A 9	9	9 1 B 8	8	2 O 10	20	1 A 9	9	6 B 8	48	26	189	7.27
SGPI: SEM-I: 6.76 ; SEM-II: 6.70 ; SEM-III: 6.85 ; SEM-IV: 5.30 ; SEM-V: 5.74 ; SEM-VI: 5.54 ; SEM-VII: 6.73 ; CGPI: --																				
CREDITS: SEM-I: 27 ; SEM-II: 27 ; SEM-III: 26 ; SEM-IV: 27 ; SEM-V: 27 ; SEM-VI: 26 ; SEM-VII: 26																				
MARKS: SEM-I:464/750; SEM-II:465/750; SEM-III:461/750; SEM-IV:398/750; SEM-V:420/750; SEM-VI: 412/750 ; SEM-VII:462/750; TOTAL: --																				

RLE

/- FEMALE, #- 0.229, @- 0.5042/0.5043, \*- 0.5045, \$- Carried Forward Grade, -- Dyslexia, A/ABS- Absent, F- Fails, P- Passes  
RR- Reserved, RLE- Reserve for Lower Examination, RPV- Provisional, RCC- 0.5050, ADC- Admission Cancelled  
G:Grade, GP:Grade Point, C:Credits, ãC:Sum of Credit Points, ãCG:Sum of Product of Credits & Grades  
SGPI:Semester Grade Performance Index = ãCG/ãC, CGPI:Cumulative Grade Performance Index  
% Marks : 80 and Above 75-79.99 70-74.99 60-69.99 50-59.99 45-49.99 40-44.99 Less Than 40  
Grade / Gr. Pt. : O / 10 A / 9 B / 8 C / 7 D / 6 E / 5 P / 4 F / 0

*Dee*  
**HEAD**  
Dept of Computer Engg.,  
Vidyavardhini's College of  
Engineering and Technology,  
Vasai Road 401 202



Date:- 03/03/2021**VIDYAVARDHINI'S COLLEGE OF ENGG. & TECH. VASAI ROAD****Result of B.E./ Information Technology/Semester VIII(CBCGS) May-2020**

	VCET	University
Number of Candidates Registered	73	99.86%
Admitted	73	
Absent	Nil	
Appeared	73	
Pass	73	
RLE	Nil	
Fail	Nil	
PPR	Nil	
Pass Percentage	100%	

**Meritorious students**

Sr.No	Seat No.	Name	CGPI	VCET Pass%	VCET Rank
01	12281396	Kotadia Raj Manish Ragini	9.33	83.17	1 <sup>st</sup>
02	12281448	Singh Sanchitsagar Manojkumar Hena	9.18	83.12	2 <sup>nd</sup>
03	12281423	Chandarana Dhairya Bimal Aradhaha	9.10	81.68	3 <sup>rd</sup>
04	12281449	/Suvarna Krithika Sudhakar Meera	8.86	78.44	4 <sup>th</sup>
05	12281428	Gosalia Shreyans Girish Jully	8.71	77.69	5 <sup>th</sup>
06	12281411	Rajpurohit Akash Bhawarlal Gulab	8.54	77.64	6 <sup>th</sup>
	12281435	Meghani Yash Ashok Suman	8.54	75.72	
07	12281440	/Patel Kinjal Prakash Manorama	8.41	74.79	7 <sup>th</sup>
08	12281386	Bharambe Mohanish Nandkishor Nandini	8.40	75.02	8 <sup>th</sup>
09	12281451	/Thethi Jaspreet Kaur Jasbir Kaur	8.19	73.44	9 <sup>th</sup>
10	12281397	Mali Ronak Kamalkar Kavita	8.14	72.96	10 <sup>th</sup>
	12281399	Mathkar Mohit Arun Asha	8.14	73.64	

8

Exam. Section

merit student &amp; %

IT - 73 Nos.






SEAT_NO	NAME	<Course-I> Th(80/32) In(20/08) Total C G GP C*G	<Course-II> Th(80/32) In(20/08) Total C G GP C*G	<Course-III> Th(80/32) In(20/08) Total C G GP C*G	<Course-IV> Th(80/32) In(20/08) Total C G GP C*G	<Course-V> Tw(25/10) Or(25/10) Total C G GP C*G	<Course-VI> Tw(25/10) Or(25/10) Total C G GP C*G	<Course-VII> Tw(25/10) Or/Pr(25/10) Total C G GP C*G	<Course-VIII> Tw(25/10) Or/Pr(25/10) Total C G GP C*G	<Course-IX> Tw(100/40) Or(50/20) Total C G GP C*G	RESULT	REMARK	TOTAL MARKS OUT OF 750
01.	ITC801		BIG DATA ANALYTICS		02.	ITC802	INTERNET OF EVERYTHING		06.	ITDLO8044	ROBOTICS		
08.	ILO8021		PROJECT MANAGEMENT		17.	ITL801	BIG DATA LAB		18.	ITL802	INTER. OF EVERYTHING LAB		
19.	ITL803		DEVOPS LAB		20.	ITL804	R PROGRAMMING LAB		21.	ITM805	PROJECT-II		
-----													
12281382 /ACHAREKAR KOMAL KRISHNA KAVITA													
		74	70	80	67	19	21	19	21	80			
		17	15	15	16	18	20	20	19	45	P		636
		91	85	95	83	37	41	39	40	125			
		4	0	10	40	4	0	10	40	4	0	10	40
		3	0	10	30	1	B	8	8	1	0	10	10
		1	A	9	9	1	0	10	10	8	0	10	80
		27	267	9.89									
		SGPI: SEM-I: 6.80 ; SEM-II: 6.94 ; SEM-III: 6.31 ; SEM-IV: 5.85 ; SEM-V: 6.23 ; SEM-VI: 7.46 ; SEM-VII: 6.92 ; CGPI: 7.06											
		CREDITS: SEM-I: 27 ; SEM-II: 27 ; SEM-III: 26 ; SEM-IV: 26 ; SEM-V: 26 ; SEM-VI: 26 ; SEM-VII: 26											
		MARKS: SEM-I:485/750; SEM-II:476/750; SEM-III:457/750; SEM-IV:440/750; SEM-V:444/750; SEM-VI:516/750; SEM-VII:496/775; TOTAL: 3950/6025 (65.56%)											
-----													
12281383 /AGARWAL SONALI RAJENDRA MALA													
		77	67	80	74	20	23	20	22	90			
		14	13	19	17	18	20	19	23	46	P		662
		91	80	99	91	38	43	39	45	136			
		4	0	10	40	4	0	10	40	3	0	10	30
		1	A	9	9	1	0	10	10	1	A	9	9
		1	0	10	10	8	0	10	10	8	0	10	80
		27	268	9.93									
		SGPI: SEM-I: 7.09 ; SEM-II: 7.44 ; SEM-III: 7.85 ; SEM-IV: 7.31 ; SEM-V: 7.50 ; SEM-VI: 7.38 ; SEM-VII: 6.62 ; CGPI: 7.65 @0.10											
		CREDITS: SEM-I: 27 ; SEM-II: 27 ; SEM-III: 26 ; SEM-IV: 26 ; SEM-V: 26 ; SEM-VI: 26 ; SEM-VII: 26											
		MARKS: SEM-I:491/750; SEM-II:513/750; SEM-III:533/750; SEM-IV:501/750; SEM-V:520/750; SEM-VI:513/750; SEM-VII:484/775; TOTAL: 4217/6025 (69.99%)											
-----													
12281384 AJGAONKAR YASH VILAS VRISHALI													
		77	67	80	74	20	20	19	22	91			
		17	15	19	18	19	20	20	22	46	P		666
		94	82	99	92	39	40	39	44	137			
		4	0	10	40	4	0	10	40	3	0	10	30
		1	A	9	9	1	0	10	10	1	A	9	9
		1	0	10	10	8	0	10	10	8	0	10	80
		27	268	9.93									
		SGPI: SEM-I: 7.02 ; SEM-II: 7.26 ; SEM-III: 7.65 ; SEM-IV: 7.54 ; SEM-V: 8.31 ; SEM-VI: 8.27 ; SEM-VII: 8.15 ; CGPI: 8.02											
		CREDITS: SEM-I: 27 ; SEM-II: 27 ; SEM-III: 26 ; SEM-IV: 26 ; SEM-V: 26 ; SEM-VI: 26 ; SEM-VII: 26											
		MARKS: SEM-I:486/750; SEM-II:496/750; SEM-III:539/750; SEM-IV:530/750; SEM-V:552/750; SEM-VI:564/750; SEM-VII:574/775; TOTAL: 4407/6025 (73.15%)											
-----													
/- FEMALE, #- 0.229, @- 0.5042/0.5043, *- 0.5045, \$- Carried Forward Grade, ~- Dyslexia, A/ABS- Absent, F- Fails, P- Passes													
RR- Reserved, RLE- Reserve for Lower Examination, RPV- Provisional, RCC- 0.5050, ADC- Admission Cancelled													
G:Grade, GP:Grade Point, C:Credits, 腓:Sum of Credit Points, 腓G:Sum of Product of Credits & Grades													
SGPI:Semester Grade Performance Index = 腓G/腓, CGPI:Cumulative Grade Performance Index													
% Marks : 80 and Above 75-79.99 70-74.99 60-69.99 50-59.99 45-49.99 40-44.99 Less Than 40													
Grade / Gr. Pt. : O / 10 A / 9 B / 8 C / 7 D / 6 E / 5 P / 4 F / 0													



SEAT_NO	NAME	<Course-I> Th(80/32) In(20/08) Total C G GP C*G	<Course-II> Th(80/32) In(20/08) Total C G GP C*G	<Course-III> Th(80/32) In(20/08) Total C G GP C*G	<Course-IV> Th(80/32) In(20/08) Total C G GP C*G	<Course-V> Tw(25/10) Or(25/10) Total C G GP C*G	<Course-VI> Tw(25/10) Or(25/10) Total C G GP C*G	<Course-VII> Tw(25/10) Or/Pr(25/10) Total C G GP C*G	<Course-VIII> Tw(25/10) Or/Pr(25/10) Total C G GP C*G	<Course-IX> Tw(100/40) Or(50/20) Total C G GP C*G	RESULT	REMARK	TOTAL MARKS OUT OF 750		
01.	ITC801		BIG DATA ANALYTICS		02.	ITC802	INTERNET OF EVERYTHING		06.	ITDLO8044	ROBOTICS				
08.	ILO8021		PROJECT MANAGEMENT		17.	ITL801	BIG DATA LAB		18.	ITL802	INTER. OF EVERYTHING LAB				
19.	ITL803		DEVOPS LAB		20.	ITL804	R PROGRAMMING LAB		21.	ITM805	PROJECT-II				
-----															
12281388	BHOIR PRANAY NARESH RAJANI														
		77	67	80	64	17	20	12	18	50					
		14	17	11	10	16	21	13	16	23	P		546		
		91	84	91	74	33	41	25	34	73					
		4 O 10	40	4 O 10	40	4 O 10	40	3 B 8 24	1 C 7	7 1 O 10	10	1 D 6 6	1 C 7 7 8 E 5 40	27 214 7.93	
		SGPI: SEM-I: 5.78 ; SEM-II: 5.56 ; SEM-III: 4.79 ; SEM-IV: 4.93 ; SEM-V: 5.15 ; SEM-VI: 5.20 ; SEM-VII: 5.62 ; CGPI: 5.62													
		CREDITS: SEM-I: 27 ; SEM-II: 27 ; SEM-III: 28 ; SEM-IV: 28 ; SEM-V: 26 ; SEM-VI: 25 ; SEM-VII: 26													
		MARKS: SEM-I:399/750; SEM-II:412/750; SEM-III:410/875; SEM-IV:410/825; SEM-V:389/800; SEM-VI:387/750; SEM-VII:405/775; TOTAL: 3358/6275 (53.51%)													
-----															
12281389	BHOYAR KUNAL VINOD YAMUTAI														
		77	67	77	74	20	22	20	22	91					
		15	17	19	15	19	22	19	20	45	P		661		
		92	84	96	89	39	44	39	42	136					
		4 O 10	40	4 O 10	40	4 O 10	40	3 O 10	30	1 A 9	9 1 O 10	10	1 A 9 9 1 O 10	10 8 O 10 80	27 268 9.93
		SGPI: SEM-I: 8.44 ; SEM-II: 7.04 ; SEM-III: 8.69 ; SEM-IV: 7.65 ; SEM-V: 7.88 ; SEM-VI: 7.19 ; SEM-VII: 7.23 ; CGPI: 8.01													
		CREDITS: SEM-I: 27 ; SEM-II: 27 ; SEM-III: 26 ; SEM-IV: 26 ; SEM-V: 26 ; SEM-VI: 26 ; SEM-VII: 26													
		MARKS: SEM-I:564/750; SEM-II:495/750; SEM-III:578/750; SEM-IV:513/750; SEM-V:528/750; SEM-VI:505/750; SEM-VII:510/775; TOTAL: 4354/6025 (72.27%)													
-----															
12281390	BORANA KAMLESH MOHANLAL SAVITA														
		77	70	80	67	17	21	19	20	86					
		15	17	15	12	16	21	19	17	40	P		629		
		92	87	95	79	33	42	38	37	126					
		4 O 10	40	4 O 10	40	4 O 10	40	3 A 9	27	1 C 7	7 1 O 10	10	1 A 9 9 1 B 8 8 8 O 10	80 27 261 9.67	
		SGPI: SEM-I: 7.02 ; SEM-II: 6.83 ; SEM-III: 7.19 ; SEM-IV: 5.81 ; SEM-V: 7.54 ; SEM-VI: 7.12 ; SEM-VII: 6.92 ; CGPI: 7.27													
		CREDITS: SEM-I: 27 ; SEM-II: 27 ; SEM-III: 26 ; SEM-IV: 26 ; SEM-V: 26 ; SEM-VI: 26 ; SEM-VII: 26													
		MARKS: SEM-I:498/750; SEM-II:468/750; SEM-III:505/750; SEM-IV:413/750; SEM-V:522/750; SEM-VI:491/750; SEM-VII:489/775; TOTAL: 4015/6025 (66.64%)													
-----															
/- FEMALE, #- 0.229, @- 0.5042/0.5043, *- 0.5045, \$- Carried Forward Grade, ~- Dyslexia, A/ABS- Absent, F- Fails, P- Passes															
RR- Reserved, RLE- Reserve for Lower Examination, RPV- Provisional, RCC- 0.5050, ADC- Admission Cancelled															
G:Grade, GP:Grade Point, C:Credits, 腓腓:Sum of Credit Points, 腓腓G:Sum of Product of Credits & Grades															
SGPI:Semester Grade Performance Index = 腓腓G/腓腓, CGPI:Cumulative Grade Performance Index															
% Marks : 80 and Above 75-79.99 70-74.99 60-69.99 50-59.99 45-49.99 40-44.99 Less Than 40															
Grade / Gr. Pt. : O / 10 A / 9 B / 8 C / 7 D / 6 E / 5 P / 4 F / 0															



SEAT_NO	NAME	<Course-I>	<Course-II>	<Course-III>	<Course-IV>	<Course-V>	<Course-VI>	<Course-VII>	<Course-VIII>	<Course-IX>	RESULT	REMARK	TOTAL MARKS
		Th(80/32)	Th(80/32)	Th(80/32)	Th(80/32)	Tw(25/10)	Tw(25/10)	Tw(25/10)	Tw(25/10)	Tw(100/40)			OUT OF 750
		In(20/08)	In(20/08)	In(20/08)	In(20/08)	Or(25/10)	Or(25/10)	Or/Pr(25/10)	Or/Pr(25/10)	Or(50/20)			
		Total	Total	Total	Total	Total	Total	Total	Total	Total			
		C G GP C*G	C G GP C*G	C G GP C*G	C G GP C*G	C G GP C*G	C G GP C*G	C G GP C*G	C G GP C*G	C G GP C*G	腓 腓G	SGPI	

01.	ITC801	BIG DATA ANALYTICS				02.	ITC802	INTERNET OF EVERYTHING				06.	ITDLO8044	ROBOTICS
08.	ILO8021	PROJECT MANAGEMENT				17.	ITL801	BIG DATA LAB				18.	ITL802	INTER. OF EVERYTHING LAB
19.	ITL803	DEVOPS LAB				20.	ITL804	R PROGRAMMING LAB				21.	ITM805	PROJECT-II

12281391 /DEVDA LAXA MANSUKH VEENA

74	67	80	67	20	20	20	22	88												
14	14	13	16	19	19	21	20	46	P				640							
88	81	93	83	39	39	41	42	134												
4 O 10	40	4 O 10	40	4 O 10	40	3 O 10	30	1 A 9	9	1 A 9	9	1 O 10	10	1 O 10	10	8 O 10	80	27	268	9.93
SGPI: SEM-I: 6.70 ; SEM-II: 7.96 ; SEM-III: 8.12 ; SEM-IV: 7.27 ; SEM-V: 7.38 ; SEM-VI: 6.81 ; SEM-VII: 6.50 ; CGPI: 7.59																				
CREDITS: SEM-I: 27 ; SEM-II: 27 ; SEM-III: 26 ; SEM-IV: 26 ; SEM-V: 26 ; SEM-VI: 26 ; SEM-VII: 26																				
MARKS: SEM-I:474/750; SEM-II:530/750; SEM-III:548/750; SEM-IV:501/750; SEM-V:511/750; SEM-VI:477/750; SEM-VII:477/775; TOTAL: 4158/6025 (69.01%)																				

12281392 /DUTT AKANKSHA YOUNVRAJ RAJSHRI

77	70	77	70	19	22	18	19	80												
13	17	14	15	18	22	18	18	44	P				631							
90	87	91	85	37	44	36	37	124												
4 O 10	40	4 O 10	40	4 O 10	40	3 O 10	30	1 B 8	8	1 O 10	10	1 B 8	8	1 B 8	8	8 O 10	80	27	264	9.78
SGPI: SEM-I: 5.67 ; SEM-II: 5.63 ; SEM-III: 5.81 ; SEM-IV: 4.62 ; SEM-V: 5.73 ; SEM-VI: 6.15 ; SEM-VII: 6.81 ; CGPI: 6.29																				
CREDITS: SEM-I: 27 ; SEM-II: 27 ; SEM-III: 26 ; SEM-IV: 26 ; SEM-V: 26 ; SEM-VI: 26 ; SEM-VII: 26																				
MARKS: SEM-I:416/750; SEM-II:410/750; SEM-III:432/750; SEM-IV:379/750; SEM-V:421/750; SEM-VI:440/750; SEM-VII:490/775; TOTAL: 3619/6025 (60.07%)																				

12281393 IYER VIGNESH P.E LAKSHMI

77	70	80	74	18	21	19	22	92												
14	16	18	16	17	21	19	22	48	P				664							
91	86	98	90	35	42	38	44	140												
4 O 10	40	4 O 10	40	4 O 10	40	3 O 10	30	1 B 8	8	1 O 10	10	1 A 9	9	1 O 10	10	8 O 10	80	27	267	9.89
SGPI: SEM-I: 5.74 ; SEM-II: 5.39 ; SEM-III: 6.21 ; SEM-IV: 6.25 ; SEM-V: 6.38 ; SEM-VI: 6.04 ; SEM-VII: 6.46 ; CGPI: 6.55																				
CREDITS: SEM-I: 27 ; SEM-II: 27 ; SEM-III: 28 ; SEM-IV: 28 ; SEM-V: 26 ; SEM-VI: 26 ; SEM-VII: 26																				
MARKS: SEM-I:426/750; SEM-II:390/750; SEM-III:514/875; SEM-IV:484/825; SEM-V:452/750; SEM-VI:437/750; SEM-VII:477/775; TOTAL: 3844/6225 (61.75%)																				

/- FEMALE, #- 0.229, @- 0.5042/0.5043, \*- 0.5045, \$- Carried Forward Grade, ~- Dyslexia, A/ABS- Absent, F- Fails, P- Passes

RR- Reserved, RLE- Reserve for Lower Examination, RPV- Provisional, RCC- 0.5050, ADC- Admission Cancelled

G:Grade, GP:Grade Point, C:Credits, 腓:Sum of Credit Points, 腓G:Sum of Product of Credits & Grades

SGPI:Semester Grade Performance Index = 腓G/腓, CGPI:Cumulative Grade Performance Index

% Marks : 80 and Above 75-79.99 70-74.99 60-69.99 50-59.99 45-49.99 40-44.99 Less Than 40

Grade / Gr. Pt. : O / 10 A / 9 B / 8 C / 7 D / 6 E / 5 P / 4 F / 0

SEAT_NO	NAME	<Course-I> Th(80/32) In(20/08) Total C G GP C*G	<Course-II> Th(80/32) In(20/08) Total C G GP C*G	<Course-III> Th(80/32) In(20/08) Total C G GP C*G	<Course-IV> Th(80/32) In(20/08) Total C G GP C*G	<Course-V> Tw(25/10) Or(25/10) Total C G GP C*G	<Course-VI> Tw(25/10) Or(25/10) Total C G GP C*G	<Course-VII> Tw(25/10) Or/Pr(25/10) Total C G GP C*G	<Course-VIII> Tw(25/10) Or/Pr(25/10) Total C G GP C*G	<Course-IX> Tw(100/40) Or(50/20) Total C G GP C*G	RESULT	REMARK	TOTAL MARKS OUT OF 750																										
01.	ITC801		BIG DATA ANALYTICS		02.	ITC802	INTERNET OF EVERYTHING		06.	ITDLO8044	ROBOTICS																												
08.	ILO8021		PROJECT MANAGEMENT		17.	ITL801	BIG DATA LAB		18.	ITL802	INTER. OF EVERYTHING LAB																												
19.	ITL803		DEVOPS LAB		20.	ITL804	R PROGRAMMING LAB		21.	ITM805	PROJECT-II																												
-----																																							
12281394 /JADHAV SHARVAREE DEEPAK SHRESHTHA																																							
	77	70	80	70	17	21	20	19	72																														
	14	17	16	14	16	21	20	18	41		P		623																										
	91	87	96	84	33	42	40	37	113																														
	4	0	10	40	4	0	10	40	4	0	10	40	3	0	10	30	1	C	7	7	1	0	10	10	1	0	10	10	1	B	8	8	8	A	9	72	27	257	9.52
	SGPI: SEM-I: 5.59 ; SEM-II: 6.06 ; SEM-III: 5.96 ; SEM-IV: 5.31 ; SEM-V: 6.23 ; SEM-VI: 6.12 ; SEM-VII: 6.88 ; CGPI: 6.47																																						
	CREDITS: SEM-I: 27 ; SEM-II: 27 ; SEM-III: 26 ; SEM-IV: 26 ; SEM-V: 26 ; SEM-VI: 26 ; SEM-VII: 26																																						
	MARKS: SEM-I:408/750; SEM-II:428/750; SEM-III:436/750; SEM-IV:405/750; SEM-V:438/750; SEM-VI:436/750; SEM-VII:487/775; TOTAL: 3661/6025 (60.76%)																																						
-----																																							
12281395 KHOT ADISH NATESH VAISHALI																																							
	77	70	80	67	20	21	21	22	91																														
	15	17	15	17	20	21	21	20	46		P		661																										
	92	87	95	84	40	42	42	42	137																														
	4	0	10	40	4	0	10	40	4	0	10	40	3	0	10	30	1	0	10	10	1	0	10	10	1	0	10	10	1	0	10	10	8	0	10	80	27	270	10.00
	SGPI: SEM-I: 6.63 ; SEM-II: 6.54 ; SEM-III: 6.73 ; SEM-IV: 6.73 ; SEM-V: 6.85 ; SEM-VI: 7.54 ; SEM-VII: 7.00 ; CGPI: 7.26																																						
	CREDITS: SEM-I: 27 ; SEM-II: 27 ; SEM-III: 26 ; SEM-IV: 26 ; SEM-V: 26 ; SEM-VI: 26 ; SEM-VII: 26																																						
	MARKS: SEM-I:477/750; SEM-II:459/750; SEM-III:487/750; SEM-IV:478/750; SEM-V:485/750; SEM-VI:523/750; SEM-VII:504/775; TOTAL: 4074/6025 (67.62%)																																						
-----																																							
12281396 KOTADIA RAJ MANISH RAGINI																																							
	64	67	80	74	21	23	24	24	94																														
	18	18	16	18	21	23	24	24	49		P		682																										
	82	85	96	92	42	46	48	48	143																														
	4	0	10	40	4	0	10	40	4	0	10	40	3	0	10	30	1	0	10	10	1	0	10	10	1	0	10	10	1	0	10	10	8	0	10	80	27	270	10.00
	SGPI: SEM-I: 8.89 ; SEM-II: 9.11 ; SEM-III: 9.38 ; SEM-IV: 9.54 ; SEM-V: 9.69 ; SEM-VI: 9.38 ; SEM-VII: 8.65 ; CGPI: 9.33																																						
	CREDITS: SEM-I: 27 ; SEM-II: 27 ; SEM-III: 26 ; SEM-IV: 26 ; SEM-V: 26 ; SEM-VI: 26 ; SEM-VII: 26																																						
	MARKS: SEM-I:607/750; SEM-II:604/750; SEM-III:618/750; SEM-IV:637/750; SEM-V:628/750; SEM-VI:617/750; SEM-VII:618/775; TOTAL: 5011/6025 (83.17%)																																						
-----																																							
/- FEMALE, #- 0.229, @- 0.5042/0.5043, *- 0.5045, \$- Carried Forward Grade, ~- Dyslexia, A/ABS- Absent, F- Fails, P- Passes																																							
RR- Reserved, RLE- Reserve for Lower Examination, RPV- Provisional, RCC- 0.5050, ADC- Admission Cancelled																																							
G:Grade, GP:Grade Point, C:Credits, 腓腓:Sum of Credit Points, 腓腓G:Sum of Product of Credits & Grades																																							
SGPI:Semester Grade Performance Index = 腓腓G/腓腓, CGPI:Cumulative Grade Performance Index																																							
% Marks : 80 and Above 75-79.99 70-74.99 60-69.99 50-59.99 45-49.99 40-44.99 Less Than 40																																							
Grade / Gr. Pt. : O / 10 A / 9 B / 8 C / 7 D / 6 E / 5 P / 4 F / 0																																							



SEAT_NO	NAME	<Course-I> Th(80/32) In(20/08) Total C G GP C*G	<Course-II> Th(80/32) In(20/08) Total C G GP C*G	<Course-III> Th(80/32) In(20/08) Total C G GP C*G	<Course-IV> Th(80/32) In(20/08) Total C G GP C*G	<Course-V> Tw(25/10) Or(25/10) Total C G GP C*G	<Course-VI> Tw(25/10) Or(25/10) Total C G GP C*G	<Course-VII> Tw(25/10) Or/Pr(25/10) Total C G GP C*G	<Course-VIII> Tw(25/10) Or/Pr(25/10) Total C G GP C*G	<Course-IX> Tw(100/40) Or(50/20) Total C G GP C*G	RESULT	REMARK	TOTAL MARKS OUT OF 750									
01.	ITC801		BIG DATA ANALYTICS		02.	ITC802	INTERNET OF EVERYTHING		06.	ITDLO8044	ROBOTICS											
08.	ILO8021		PROJECT MANAGEMENT		17.	ITL801	BIG DATA LAB		18.	ITL802	INTER. OF EVERYTHING LAB											
19.	ITL803		DEVOPS LAB		20.	ITL804	R PROGRAMMING LAB		21.	ITM805	PROJECT-II											
-----																						
12281400	MISTRY TUSHAR GIRISH PRABHA																					
		74	67	80	64	21	21	21	22	91												
		15	18	15	16	20	22	22	20	46	P		655									
		89	85	95	80	41	43	43	42	137												
		4 O 10	40	4 O 10	40	4 O 10	40	3 O 10	30	1 O 10	10	1 O 10	10	1 O 10	10	1 O 10	10	8 O 10	80	27	270	10.00
		SGPI: SEM-I: 6.59 ; SEM-II: 6.59 ; SEM-III: 5.88 ; SEM-IV: 6.88 ; SEM-V: 7.31 ; SEM-VI: 6.85 ; SEM-VII: 7.65 ; CGPI: 7.23																				
		CREDITS: SEM-I: 27 ; SEM-II: 27 ; SEM-III: 26 ; SEM-IV: 26 ; SEM-V: 26 ; SEM-VI: 26 ; SEM-VII: 26																				
		MARKS: SEM-I:472/750; SEM-II:471/750; SEM-III:441/750; SEM-IV:472/750; SEM-V:501/750; SEM-VI:477/750; SEM-VII:537/775; TOTAL: 4026/6025 (66.82%)																				
-----																						
12281401	MORE UMESH BHIKA ASHA																					
		77	70	77	67	21	20	17	21	85												
		14	17	15	13	20	21	18	19	45	P		637									
		91	87	92	80	41	41	35	40	130												
		4 O 10	40	4 O 10	40	4 O 10	40	3 O 10	30	1 O 10	10	1 O 10	10	1 B 8	8	1 O 10	10	8 O 10	80	27	268	9.93
		SGPI: SEM-I: 5.17 ; SEM-II: 5.70 ; SEM-III: 5.65 ; SEM-IV: 5.85 ; SEM-V: 5.46 ; SEM-VI: 5.54 ; SEM-VII: 7.00 ; CGPI: 6.30																				
		CREDITS: SEM-I: 27 ; SEM-II: 27 ; SEM-III: 26 ; SEM-IV: 26 ; SEM-V: 26 ; SEM-VI: 26 ; SEM-VII: 26																				
		MARKS: SEM-I:399/750; SEM-II:422/750; SEM-III:402/750; SEM-IV:422/750; SEM-V:403/750; SEM-VI:414/750; SEM-VII:491/775; TOTAL: 3590/6025 (59.59%)																				
-----																						
12281402	PANDIT ADITI SANDEEP SAYALI																					
		77	70	80	77	19	21	21	22	86												
		15	16	15	13	19	21	21	19	44	P		656									
		92	86	95	90	38	42	42	41	130												
		4 O 10	40	4 O 10	40	4 O 10	40	3 O 10	30	1 A 9	9	1 O 10	10	1 O 10	10	1 O 10	10	8 O 10	80	27	269	9.96
		SGPI: SEM-I: 7.17 ; SEM-II: 7.04 ; SEM-III: 6.54 ; SEM-IV: 7.15 ; SEM-V: 8.15 ; SEM-VI: 7.85 ; SEM-VII: 7.31 ; CGPI: 7.65 @0.10																				
		CREDITS: SEM-I: 27 ; SEM-II: 27 ; SEM-III: 26 ; SEM-IV: 26 ; SEM-V: 26 ; SEM-VI: 26 ; SEM-VII: 26																				
		MARKS: SEM-I:495/750; SEM-II:481/750; SEM-III:472/750; SEM-IV:501/750; SEM-V:552/750; SEM-VI:531/750; SEM-VII:507/775; TOTAL: 4195/6025 (69.63%)																				
-----																						
/- FEMALE, #- 0.229, @- 0.5042/0.5043, *- 0.5045, \$- Carried Forward Grade, ~- Dyslexia, A/ABS- Absent, F- Fails, P- Passes																						
RR- Reserved, RLE- Reserve for Lower Examination, RPV- Provisional, RCC- 0.5050, ADC- Admission Cancelled																						
G:Grade, GP:Grade Point, C:Credits, 腓腓:Sum of Credit Points, 腓腓G:Sum of Product of Credits & Grades																						
SGPI:Semester Grade Performance Index = 腓腓G/腓腓, CGPI:Cumulative Grade Performance Index																						
% Marks : 80 and Above 75-79.99 70-74.99 60-69.99 50-59.99 45-49.99 40-44.99 Less Than 40																						
Grade / Gr. Pt. : O / 10 A / 9 B / 8 C / 7 D / 6 E / 5 P / 4 F / 0																						

SEAT_NO	NAME	<Course-I>	<Course-II>	<Course-III>	<Course-IV>	<Course-V>	<Course-VI>	<Course-VII>	<Course-VIII>	<Course-IX>	RESULT	REMARK	TOTAL MARKS
		Th(80/32)	Th(80/32)	Th(80/32)	Th(80/32)	Tw(25/10)	Tw(25/10)	Tw(25/10)	Tw(25/10)	Tw(100/40)			OUT OF 750
		In(20/08)	In(20/08)	In(20/08)	In(20/08)	Or(25/10)	Or(25/10)	Or/Pr(25/10)	Or/Pr(25/10)	Or(50/20)			
		Total	Total	Total	Total	Total	Total	Total	Total	Total			
		C G GP C*G	C G GP C*G	C G GP C*G	C G GP C*G	C G GP C*G	C G GP C*G	C G GP C*G	C G GP C*G	C G GP C*G	腓 腓G	SGPI	

01. ITC801	BIG DATA ANALYTICS				02. ITC802	INTERNET OF EVERYTHING			06. ITDLO8044	ROBOTICS			
08. ILO8021	PROJECT MANAGEMENT				17. ITL801	BIG DATA LAB			18. ITL802	INTER. OF EVERYTHING LAB			
19. ITL803	DEVOPS LAB				20. ITL804	R PROGRAMMING LAB			21. ITM805	PROJECT-II			

12281403 /PATEL HITAKSHI DILIP BHARTI

77	70	77	67	19	20	20	22	84												
15	15	15	14	18	20	21	19	44		P		637								
92	85	92	81	37	40	41	41	128												
4 O 10	40	4 O 10	40	4 O 10	40	3 O 10	30	1 B 8	8	1 O 10	10	1 O 10	10	1 O 10	10	8 O 10	80	27	268	9.93
SGPI: SEM-I: 6.09 ; SEM-II: 5.96 ; SEM-III: 6.27 ; SEM-IV: 6.08 ; SEM-V: 6.31 ; SEM-VI: 6.15 ; SEM-VII: 6.85 ; CGPI: 6.71 @0.04																				
CREDITS: SEM-I: 27 ; SEM-II: 27 ; SEM-III: 26 ; SEM-IV: 26 ; SEM-V: 26 ; SEM-VI: 26 ; SEM-VII: 26																				
MARKS: SEM-I:425/750; SEM-II:434/750; SEM-III:467/750; SEM-IV:426/750; SEM-V:459/750; SEM-VI:436/750; SEM-VII:489/775; TOTAL: 3773/6025 (62.62%)																				

12281404 /PATIL PRACHI HARESHWAR ANJANA

77	67	80	67	20	21	21	22	85												
16	16	15	16	19	21	20	19	42		P		644								
93	83	95	83	39	42	41	41	127												
4 O 10	40	4 O 10	40	4 O 10	40	3 O 10	30	1 A 9	9	1 O 10	10	1 O 10	10	1 O 10	10	8 O 10	80	27	269	9.96
(DIPLOMA STUDENT) SGPI: SEM-III: 5.73 ; SEM-IV: 6.46 ; SEM-V: 6.92 ; SEM-VI: 6.08 ; SEM-VII: 7.15 ; CGPI: 7.07																				
CREDITS: SEM-III: 26 ; SEM-IV: 26 ; SEM-V: 26 ; SEM-VI: 26 ; SEM-VII: 26																				
MARKS: SEM-III:429/750; SEM-IV:464/750; SEM-V:476/750; SEM-VI:436/750; SEM-VII:513/775; TOTAL: 2962/4525 (65.46%)																				

12281405 /PATIL REKHA PRAKASH VAISHALI

74	67	77	70	20	20	18	22	68												
13	17	15	15	20	21	19	19	40		P		615								
87	84	92	85	40	41	37	41	108												
4 O 10	40	4 O 10	40	4 O 10	40	3 O 10	30	1 O 10	10	1 O 10	10	1 B 8	8	1 O 10	10	8 B 8	64	27	252	9.33
(DIPLOMA STUDENT) SGPI: SEM-III: 6.00 ; SEM-IV: 6.54 ; SEM-V: 7.31 ; SEM-VI: 6.23 ; SEM-VII: 7.73 ; CGPI: 7.20																				
CREDITS: SEM-III: 26 ; SEM-IV: 26 ; SEM-V: 26 ; SEM-VI: 26 ; SEM-VII: 26																				
MARKS: SEM-III:433/750; SEM-IV:449/750; SEM-V:506/750; SEM-VI:450/750; SEM-VII:528/775; TOTAL: 2981/4525 (65.88%)																				

/- FEMALE, #- 0.229, @- 0.5042/0.5043, \*- 0.5045, \$- Carried Forward Grade, ~- Dyslexia, A/ABS- Absent, F- Fails, P- Passes

RR- Reserved, RLE- Reserve for Lower Examination, RPV- Provisional, RCC- 0.5050, ADC- Admission Cancelled

G:Grade, GP:Grade Point, C:Credits, 腓:Sum of Credit Points, 腓G:Sum of Product of Credits & Grades

SGPI:Semester Grade Performance Index = 腓G/腓, CGPI:Cumulative Grade Performance Index

% Marks : 80 and Above 75-79.99 70-74.99 60-69.99 50-59.99 45-49.99 40-44.99 Less Than 40

Grade / Gr. Pt. : O / 10 A / 9 B / 8 C / 7 D / 6 E / 5 P / 4 F / 0

SEAT_NO	NAME	<Course-I> Th(80/32) In(20/08) Total C G GP C*G	<Course-II> Th(80/32) In(20/08) Total C G GP C*G	<Course-III> Th(80/32) In(20/08) Total C G GP C*G	<Course-IV> Th(80/32) In(20/08) Total C G GP C*G	<Course-V> Tw(25/10) Or(25/10) Total C G GP C*G	<Course-VI> Tw(25/10) Or(25/10) Total C G GP C*G	<Course-VII> Tw(25/10) Or/Pr(25/10) Total C G GP C*G	<Course-VIII> Tw(25/10) Or/Pr(25/10) Total C G GP C*G	<Course-IX> Tw(100/40) Or(50/20) Total C G GP C*G	RESULT	REMARK	TOTAL MARKS OUT OF 750								
01.	ITC801		BIG DATA ANALYTICS		02.	ITC802	INTERNET OF EVERYTHING		06.	ITDLO8044	ROBOTICS										
08.	ILO8021		PROJECT MANAGEMENT		17.	ITL801	BIG DATA LAB		18.	ITL802	INTER. OF EVERYTHING LAB										
19.	ITL803		DEVOPS LAB		20.	ITL804	R PROGRAMMING LAB		21.	ITM805	PROJECT-II										
-----																					
12281406 /PATIL SHRUTI VIJAY ROHINI																					
	77	70	80	70	20	21	19	22	81												
	12	18	15	15	19	22	20	19	44		P		644								
	89	88	95	85	39	43	39	41	125												
	4 O 10	40	4 O 10	40	4 O 10	40	3 O 10	30	1 A 9	9	1 O 10	10	1 A 9	9	1 O 10	10	8 O 10	80	27	268	9.93
	(DIPLOMA STUDENT)																				
	SGPI: SEM-III: 6.35 ; SEM-IV: 5.50 ; SEM-V: 6.46 ; SEM-VI: 6.88 ; SEM-VII: 7.42 ; CGPI: 7.11																				
	CREDITS: SEM-III: 26 ; SEM-IV: 26 ; SEM-V: 26 ; SEM-VI: 26 ; SEM-VII: 26																				
	MARKS: SEM-III:455/750; SEM-IV:406/750; SEM-V:471/750; SEM-VI:469/750; SEM-VII:542/775; TOTAL: 2987/4525 (66.01%)																				
-----																					
12281407 /PATIL SUSHMITA UMESH MANISHA																					
	74	67	80	74	20	21	14	21	83												
	12	18	15	14	19	22	13	20	46		P		633								
	86	85	95	88	39	43	27	41	129												
	4 O 10	40	4 O 10	40	4 O 10	40	3 O 10	30	1 A 9	9	1 O 10	10	1 D 6	6	1 O 10	10	8 O 10	80	27	265	9.81
	(DIPLOMA STUDENT)																				
	SGPI: SEM-III: 5.27 ; SEM-IV: 5.77 ; SEM-V: 6.08 ; SEM-VI: 5.50 ; SEM-VII: 6.77 ; CGPI: 6.55																				
	CREDITS: SEM-III: 26 ; SEM-IV: 26 ; SEM-V: 26 ; SEM-VI: 26 ; SEM-VII: 26																				
	MARKS: SEM-III:405/750; SEM-IV:425/750; SEM-V:434/750; SEM-VI:415/750; SEM-VII:480/775; TOTAL: 2792/4525 (61.70%)																				
-----																					
12281408 /PATIL TEJASHREE SUNIL SHOBHA																					
	74	67	80	70	20	21	18	22	68												
	13	17	14	14	19	21	19	19	40		P		616								
	87	84	94	84	39	42	37	41	108												
	4 O 10	40	4 O 10	40	4 O 10	40	3 O 10	30	1 A 9	9	1 O 10	10	1 B 8	8	1 O 10	10	8 B 8	64	27	251	9.30
	(DIPLOMA STUDENT)																				
	SGPI: SEM-III: 5.85 ; SEM-IV: 6.04 ; SEM-V: 5.96 ; SEM-VI: 5.73 ; SEM-VII: 6.38 ; CGPI: 6.56																				
	CREDITS: SEM-III: 26 ; SEM-IV: 26 ; SEM-V: 26 ; SEM-VI: 26 ; SEM-VII: 26																				
	MARKS: SEM-III:447/750; SEM-IV:419/750; SEM-V:422/750; SEM-VI:421/750; SEM-VII:457/775; TOTAL: 2782/4525 (61.48%)																				
-----																					
/- FEMALE, #- 0.229, @- 0.5042/0.5043, *- 0.5045, \$- Carried Forward Grade, ~- Dyslexia, A/ABS- Absent, F- Fails, P- Passes																					
RR- Reserved, RLE- Reserve for Lower Examination, RPV- Provisional, RCC- 0.5050, ADC- Admission Cancelled																					
G:Grade, GP:Grade Point, C:Credits, 腓腓:Sum of Credit Points, 腓腓G:Sum of Product of Credits & Grades																					
SGPI:Semester Grade Performance Index = 腓腓G/腓腓, CGPI:Cumulative Grade Performance Index																					
% Marks : 80 and Above 75-79.99 70-74.99 60-69.99 50-59.99 45-49.99 40-44.99 Less Than 40																					
Grade / Gr. Pt. : O / 10 A / 9 B / 8 C / 7 D / 6 E / 5 P / 4 F / 0																					
-----																					

SEAT_NO	NAME	<Course-I>	<Course-II>	<Course-III>	<Course-IV>	<Course-V>	<Course-VI>	<Course-VII>	<Course-VIII>	<Course-IX>	TOTAL MARKS	RESULT	REMARK	OUT OF 750								
		Th(80/32)	Th(80/32)	Th(80/32)	Th(80/32)	Tw(25/10)	Tw(25/10)	Tw(25/10)	Tw(25/10)	Tw(100/40)												
		In(20/08)	In(20/08)	In(20/08)	In(20/08)	Or(25/10)	Or(25/10)	Or/Pr(25/10)	Or/Pr(25/10)	Or(50/20)												
		Total	Total	Total	Total	Total	Total	Total	Total	Total												
		C G GP C*G	C G GP C*G	C G GP C*G	C G GP C*G	C G GP C*G	C G GP C*G	C G GP C*G	C G GP C*G	C G GP C*G												
01.	ITC801	BIG DATA ANALYTICS			02.	ITC802	INTERNET OF EVERYTHING			06.	ITDLO8044	ROBOTICS										
08.	ILO8021	PROJECT MANAGEMENT			17.	ITL801	BIG DATA LAB			18.	ITL802	INTER. OF EVERYTHING LAB										
19.	ITL803	DEVOPS LAB			20.	ITL804	R PROGRAMMING LAB			21.	ITM805	PROJECT-II										
-----																						
12281409	PRAJAPATI PUNIT BHARAT KAUSHIKABEN																					
		77	70	74	70	17	20	20	22	81												
		14	16	19	15	17	20	19	19	31		P		621								
		91	86	93	85	34	40	39	41	112												
		4 O 10	40	4 O 10	40	4 O 10	40	3 O 10	30	1 C 7	7	1 O 10	10	1 A 9	9	1 O 10	10	8 B 8	64	27	250	9.26
		SGPI: SEM-I: 6.80 ; SEM-II: 7.31 ; SEM-III: 5.58 ; SEM-IV: 5.73 ; SEM-V: 5.69 ; SEM-VI: 6.69 ; SEM-VII: 6.81 ; CGPI: 6.75																				
		CREDITS: SEM-I: 27 ; SEM-II: 27 ; SEM-III: 26 ; SEM-IV: 26 ; SEM-V: 26 ; SEM-VI: 26 ; SEM-VII: 26																				
		MARKS: SEM-I:470/750; SEM-II:500/750; SEM-III:419/750; SEM-IV:432/750; SEM-V:424/750; SEM-VI:467/750; SEM-VII:484/775; TOTAL: 3817/6025 (63.35%)																				
-----																						
12281410	PUROHIT MILIND VISHNU RAKHEE																					
		74	70	80	67	18	20	20	21	90												
		15	17	19	14	18	21	20	20	46		P		650								
		89	87	99	81	36	41	40	41	136												
		4 O 10	40	4 O 10	40	4 O 10	40	3 O 10	30	1 B 8	8	1 O 10	10	1 O 10	10	1 O 10	10	8 O 10	80	27	268	9.93
		SGPI: SEM-I: 7.89 ; SEM-II: 7.54 ; SEM-III: 7.54 ; SEM-IV: 7.00 ; SEM-V: 7.27 ; SEM-VI: 6.96 ; SEM-VII: 6.88 ; CGPI: 7.64																				
		CREDITS: SEM-I: 27 ; SEM-II: 27 ; SEM-III: 26 ; SEM-IV: 26 ; SEM-V: 26 ; SEM-VI: 26 ; SEM-VII: 26																				
		MARKS: SEM-I:538/750; SEM-II:505/750; SEM-III:472/750; SEM-IV:467/750; SEM-V:504/750; SEM-VI:474/750; SEM-VII:490/775; TOTAL: 4100/6025 (68.05%)																				
-----																						
12281411	RAJPUROHIT AKASH BHAWARLAL GULAB																					
		70	64	80	70	20	21	24	24	94												
		15	16	16	18	20	21	24	24	49		P		670								
		85	80	96	88	40	42	48	48	143												
		4 O 10	40	4 O 10	40	4 O 10	40	3 O 10	30	1 O 10	10	1 O 10	10	1 O 10	10	1 O 10	10	8 O 10	80	27	270	10.00
		SGPI: SEM-I: 8.93 ; SEM-II: 8.59 ; SEM-III: 8.04 ; SEM-IV: 7.85 ; SEM-V: 7.92 ; SEM-VI: 8.31 ; SEM-VII: 8.58 ; CGPI: 8.54																				
		CREDITS: SEM-I: 27 ; SEM-II: 27 ; SEM-III: 26 ; SEM-IV: 26 ; SEM-V: 26 ; SEM-VI: 26 ; SEM-VII: 26																				
		MARKS: SEM-I:594/750; SEM-II:583/750; SEM-III:563/750; SEM-IV:538/750; SEM-V:554/750; SEM-VI:571/750; SEM-VII:605/775; TOTAL: 4678/6025 (77.64%)																				
-----																						
/- FEMALE, #- 0.229, @- 0.5042/0.5043, *- 0.5045, \$- Carried Forward Grade, ~- Dyslexia, A/ABS- Absent, F- Fails, P- Passes																						
RR- Reserved, RLE- Reserve for Lower Examination, RPV- Provisional, RCC- 0.5050, ADC- Admission Cancelled																						
G:Grade, GP:Grade Point, C:Credits, 腓腓:Sum of Credit Points, 腓腓G:Sum of Product of Credits & Grades																						
SGPI:Semester Grade Performance Index = 腓腓G/腓腓, CGPI:Cumulative Grade Performance Index																						
% Marks : 80 and Above 75-79.99 70-74.99 60-69.99 50-59.99 45-49.99 40-44.99 Less Than 40																						
Grade / Gr. Pt. : O / 10 A / 9 B / 8 C / 7 D / 6 E / 5 P / 4 F / 0																						

SEAT_NO	NAME	<Course-I>	<Course-II>	<Course-III>	<Course-IV>	<Course-V>	<Course-VI>	<Course-VII>	<Course-VIII>	<Course-IX>	TOTAL MARKS
		Th(80/32)	Th(80/32)	Th(80/32)	Th(80/32)	Tw(25/10)	Tw(25/10)	Tw(25/10)	Tw(25/10)	Tw(100/40)	OUT OF 750
		In(20/08)	In(20/08)	In(20/08)	In(20/08)	Or(25/10)	Or(25/10)	Or/Pr(25/10)	Or/Pr(25/10)	Or(50/20)	RESULT REMARK
		Total	Total	Total	Total	Total	Total	Total	Total	Total	SGPI
		C G GP C*G	C G GP C*G	C G GP C*G	C G GP C*G	C G GP C*G	C G GP C*G	C G GP C*G	C G GP C*G	C G GP C*G	排 排G SGPI

01. ITC801	BIG DATA ANALYTICS	02. ITC802	INTERNET OF EVERYTHING	06. ITDLO8044	ROBOTICS
08. ILO8021	PROJECT MANAGEMENT	17. ITL801	BIG DATA LAB	18. ITL802	INTER. OF EVERYTHING LAB
19. ITL803	DEVOPS LAB	20. ITL804	R PROGRAMMING LAB	21. ITM805	PROJECT-II

12281412 SHAH JENIL AMRISH MINA

77	70	80	74	20	20	19	23	91												
14	16	16	17	19	20	20	21	42	P	659										
91	86	96	91	39	40	39	44	133												
4 O 10	40	4 O 10	40	4 O 10	40	3 O 10	30	1 A 9	9	1 O 10	10	1 A 9	9	1 O 10	10	8 O 10	80	27	268	9.93
SGPI: SEM-I: 7.63 ; SEM-II: 7.11 ; SEM-III: 8.27 ; SEM-IV: 6.31 ; SEM-V: 6.96 ; SEM-VI: 7.04 ; SEM-VII: 7.35 ; CGPI: 7.58																				
CREDITS: SEM-I: 27 ; SEM-II: 27 ; SEM-III: 26 ; SEM-IV: 26 ; SEM-V: 26 ; SEM-VI: 26 ; SEM-VII: 26																				
MARKS: SEM-I:509/750; SEM-II:494/750; SEM-III:552/750; SEM-IV:454/750; SEM-V:495/750; SEM-VI:484/750; SEM-VII:524/775; TOTAL: 4171/6025 (69.23%)																				

12281413 SODHA RAJDEEP BHARAT KETNA

77	70	80	74	22	23	21	22	92												
17	15	14	16	21	21	21	21	48	P	675										
94	85	94	90	43	44	42	43	140												
4 O 10	40	4 O 10	40	4 O 10	40	3 O 10	30	1 O 10	10	1 O 10	10	1 O 10	10	1 O 10	10	8 O 10	80	27	270	10.00
(DIPLOMA STUDENT) SGPI: SEM-III: 6.73 ; SEM-IV: 6.92 ; SEM-V: 7.85 ; SEM-VI: 7.96 ; SEM-VII: 7.42 ; CGPI: 7.83																				
CREDITS: SEM-III: 26 ; SEM-IV: 26 ; SEM-V: 26 ; SEM-VI: 26 ; SEM-VII: 26																				
MARKS: SEM-III:493/750; SEM-IV:491/750; SEM-V:539/750; SEM-VI:554/750; SEM-VII:537/775; TOTAL: 3289/4525 (72.69%)																				

12281414 /SURYAWANSHI KEERTI DAMU MANJUSHA

77	70	80	67	18	22	21	22	75												
14	16	15	12	17	21	20	20	42	P	629										
91	86	95	79	35	43	41	42	117												
4 O 10	40	4 O 10	40	4 O 10	40	3 A 9	27	1 B 8	8	1 O 10	10	1 O 10	10	1 O 10	10	8 A 9	72	27	257	9.52
SGPI: SEM-I: 5.39 ; SEM-II: 6.54 ; SEM-III: 6.65 ; SEM-IV: 5.58 ; SEM-V: 6.35 ; SEM-VI: 6.27 ; SEM-VII: 7.38 ; CGPI: 6.72 @0.03																				
CREDITS: SEM-I: 27 ; SEM-II: 27 ; SEM-III: 26 ; SEM-IV: 26 ; SEM-V: 26 ; SEM-VI: 26 ; SEM-VII: 26																				
MARKS: SEM-I:409/750; SEM-II:461/750; SEM-III:469/750; SEM-IV:417/750; SEM-V:432/750; SEM-VI:443/750; SEM-VII:525/775; TOTAL: 3785/6025 (62.82%)																				

/- FEMALE, #- 0.229, @- 0.5042/0.5043, \*- 0.5045, \$- Carried Forward Grade, ~- Dyslexia, A/ABS- Absent, F- Fails, P- Passes

RR- Reserved, RLE- Reserve for Lower Examination, RPV- Provisional, RCC- 0.5050, ADC- Admission Cancelled

G:Grade, GP:Grade Point, C:Credits, 排:Sum of Credit Points, 排G:Sum of Product of Credits & Grades

SGPI:Semester Grade Performance Index = 排G/排, CGPI:Cumulative Grade Performance Index

% Marks : 80 and Above 75-79.99 70-74.99 60-69.99 50-59.99 45-49.99 40-44.99 Less Than 40

Grade / Gr. Pt. : O / 10 A / 9 B / 8 C / 7 D / 6 E / 5 P / 4 F / 0





SEAT_NO	NAME	<Course-I> Th(80/32) In(20/08) Total C G GP C*G	<Course-II> Th(80/32) In(20/08) Total C G GP C*G	<Course-III> Th(80/32) In(20/08) Total C G GP C*G	<Course-IV> Th(80/32) In(20/08) Total C G GP C*G	<Course-V> Tw(25/10) Or(25/10) Total C G GP C*G	<Course-VI> Tw(25/10) Or(25/10) Total C G GP C*G	<Course-VII> Tw(25/10) Or/Pr(25/10) Total C G GP C*G	<Course-VIII> Tw(25/10) Or/Pr(25/10) Total C G GP C*G	<Course-IX> Tw(100/40) Or(50/20) Total C G GP C*G	RESULT	REMARK	TOTAL MARKS OUT OF 750							
01. ITC801	BIG DATA ANALYTICS																			
10. ILO8023	ENTREP. DEVELOP. & MGMT.																			
19. ITL803	DEVOPS LAB																			
02. ITC802	INTERNET OF EVERYTHING																			
17. ITL801	BIG DATA LAB																			
20. ITL804	R PROGRAMMING LAB																			
06. ITDLO8044	ROBOTICS																			
18. ITL802	INTER. OF EVERYTHING LAB																			
21. ITM805	PROJECT-II																			
12281418	GUPTA VIVEK SHIVKUMAR USHA																			
74	67	80	67	18	21	20	21	70												
12	15	12	15	17	20	20	20	38		P		607								
86	82	92	82	35	41	40	41	108												
4 O 10	40	4 O 10	40	4 O 10	40	3 O 10	30	1 B 8	8	1 O 10	10	1 O 10	10	1 O 10	10	8 B 8	64	27	252	9.33
SGPI: SEM-I: 7.67 ; SEM-II: 6.76 ; SEM-III: 6.54 ; SEM-IV: 6.19 ; SEM-V: 6.12 ; SEM-VI: 5.42 ; SEM-VII: 6.04 ; CGPI: 6.78																				
CREDITS: SEM-I: 27 ; SEM-II: 27 ; SEM-III: 26 ; SEM-IV: 26 ; SEM-V: 26 ; SEM-VI: 26 ; SEM-VII: 26																				
MARKS: SEM-I:505/750; SEM-II:466/750; SEM-III:452/750; SEM-IV:442/750; SEM-V:447/750; SEM-VI:406/750; SEM-VII:453/775; TOTAL: 3778/6025 (62.71%)																				
01. ITC801	BIG DATA ANALYTICS																			
12. ILO8025	PROFESSIONAL ETHICS & CSR																			
19. ITL803	DEVOPS LAB																			
02. ITC802	INTERNET OF EVERYTHING																			
17. ITL801	BIG DATA LAB																			
20. ITL804	R PROGRAMMING LAB																			
06. ITDLO8044	ROBOTICS																			
18. ITL802	INTER. OF EVERYTHING LAB																			
21. ITM805	PROJECT-II																			
12281419	/GAWADE AISHWARYA ARUN ARCHANA																			
74	70	77	80	17	20	22	18	70												
14	16	14	10	16	20	21	19	43		P		621								
88	86	91	90	33	40	43	37	113												
4 O 10	40	4 O 10	40	4 O 10	40	3 O 10	30	1 C 7	7	1 O 10	10	1 O 10	10	1 B 8	8	8 A 9	72	27	257	9.52
SGPI: SEM-I: 6.31 ; SEM-II: 6.78 ; SEM-III: 6.62 ; SEM-IV: 5.77 ; SEM-V: 5.19 ; SEM-VI: 5.85 ; SEM-VII: 6.65 ; CGPI: 6.60																				
CREDITS: SEM-I: 27 ; SEM-II: 27 ; SEM-III: 26 ; SEM-IV: 26 ; SEM-V: 26 ; SEM-VI: 26 ; SEM-VII: 26																				
MARKS: SEM-I:436/750; SEM-II:473/750; SEM-III:455/750; SEM-IV:401/750; SEM-V:391/750; SEM-VI:416/750; SEM-VII:472/775; TOTAL: 3665/6025 (60.83%)																				
12281420	JAIN RONAK JUGALKISHOR ANITA																			
70	64	74	80	20	22	20	22	83												
16	17	16	13	19	22	21	21	44		P		644								
86	81	90	93	39	44	41	43	127												
4 O 10	40	4 O 10	40	4 O 10	40	3 O 10	30	1 A 9	9	1 O 10	10	1 O 10	10	1 O 10	10	8 O 10	80	27	269	9.96
SGPI: SEM-I: 7.70 ; SEM-II: 8.44 ; SEM-III: 8.23 ; SEM-IV: 7.35 ; SEM-V: 7.46 ; SEM-VI: 7.58 ; SEM-VII: 7.23 ; CGPI: 8.00																				
CREDITS: SEM-I: 27 ; SEM-II: 27 ; SEM-III: 26 ; SEM-IV: 26 ; SEM-V: 26 ; SEM-VI: 26 ; SEM-VII: 26																				
MARKS: SEM-I:520/750; SEM-II:563/750; SEM-III:545/750; SEM-IV:499/750; SEM-V:421/750; SEM-VI:521/750; SEM-VII:509/775; TOTAL: 4222/6025 (70.07%)																				
/- FEMALE, #- 0.229, @- 0.5042/0.5043, *- 0.5045, \$- Carried Forward Grade, -- Dyslexia, A/ABS- Absent, F- Fails, P- Passes																				
RR- Reserved, RLE- Reserve for Lower Examination, RPV- Provisional, RCC- 0.5050, ADC- Admission Cancelled																				
G:Grade, GP:Grade Point, C:Credits, 腓腓:Sum of Credit Points, 腓腓G:Sum of Product of Credits & Grades																				
SGPI:Semester Grade Performance Index = 腓腓G/腓腓, CGPI:Cumulative Grade Performance Index																				
% Marks : 80 and Above 75-79.99 70-74.99 60-69.99 50-59.99 45-49.99 40-44.99 Less Than 40																				
Grade / Gr. Pt. : O / 10 A / 9 B / 8 C / 7 D / 6 E / 5 P / 4 F / 0																				

SEAT_NO	NAME	<Course-I> Th(80/32) In(20/08) Total C G GP C*G	<Course-II> Th(80/32) In(20/08) Total C G GP C*G	<Course-III> Th(80/32) In(20/08) Total C G GP C*G	<Course-IV> Th(80/32) In(20/08) Total C G GP C*G	<Course-V> Tw(25/10) Or(25/10) Total C G GP C*G	<Course-VI> Tw(25/10) Or(25/10) Total C G GP C*G	<Course-VII> Tw(25/10) Or/Pr(25/10) Total C G GP C*G	<Course-VIII> Tw(25/10) Or/Pr(25/10) Total C G GP C*G	<Course-IX> Tw(100/40) Or(50/20) Total C G GP C*G	RESULT	REMARK	TOTAL MARKS OUT OF 750							
01. ITC801	BIG DATA ANALYTICS																			
02. ITC802	INTERNET OF EVERYTHING																			
06. ITDLO8044	ROBOTICS																			
12. ILO8025	PROFESSIONAL ETHICS & CSR																			
17. ITL801	BIG DATA LAB																			
18. ITL802	INTER. OF EVERYTHING LAB																			
19. ITL803	DEVOPS LAB																			
20. ITL804	R PROGRAMMING LAB																			
21. ITM805	PROJECT-II																			
12281421 /MANE RUTUJA SURYAKANT PRERNA																				
74	67	77	77	17	20	20	22	70												
12	14	15	14	16	19	20	20	43		P			617							
86	81	92	91	33	39	40	42	113												
4 O 10	40	4 O 10	40	4 O 10	40	3 O 10	30	1 C 7	7	1 A 9	9	1 O 10	10	1 O 10	10	8 A 9	72	27	258	9.56
SGPI: SEM-I: 6.19 ; SEM-II: 6.37 ; SEM-III: 5.54 ; SEM-IV: 5.69 ; SEM-V: 5.85 ; SEM-VI: 5.85 ; SEM-VII: 6.46 ; CGPI: 6.45																				
CREDITS: SEM-I: 27 ; SEM-II: 27 ; SEM-III: 26 ; SEM-IV: 26 ; SEM-V: 26 ; SEM-VI: 26 ; SEM-VII: 26																				
MARKS: SEM-I:449/750; SEM-II:429/750; SEM-III:412/750; SEM-IV:413/750; SEM-V:420/750; SEM-VI:426/750; SEM-VII:456/775; TOTAL: 3622/6025 (60.12%)																				
01. ITC801	BIG DATA ANALYTICS																			
02. ITC802	INTERNET OF EVERYTHING																			
07. ITDLO8045	ENTERPRISE RESO. PLANNING																			
08. ILO8021	PROJECT MANAGEMENT																			
17. ITL801	BIG DATA LAB																			
18. ITL802	INTER. OF EVERYTHING LAB																			
19. ITL803	DEVOPS LAB																			
20. ITL804	R PROGRAMMING LAB																			
21. ITM805	PROJECT-II																			
12281422 /BHOORE NIVEDITA SHRIMANT NEELAM																				
74	70	61	74	21	21	19	22	80												
17	18	14	18	21	22	20	20	46		P			638							
91	88	75	92	42	43	39	42	126												
4 O 10	40	4 O 10	40	4 A 9	36	3 O 10	30	1 O 10	10	1 O 10	10	1 A 9	9	1 O 10	10	8 O 10	80	27	265	9.81
SGPI: SEM-I: 5.94 ; SEM-II: 6.30 ; SEM-III: 6.19 ; SEM-IV: 7.12 ; SEM-V: 7.85 ; SEM-VI: 7.69 ; SEM-VII: 7.85 ; CGPI: 7.34																				
CREDITS: SEM-I: 27 ; SEM-II: 27 ; SEM-III: 26 ; SEM-IV: 26 ; SEM-V: 26 ; SEM-VI: 26 ; SEM-VII: 26																				
MARKS: SEM-I:439/750; SEM-II:455/750; SEM-III:465/750; SEM-IV:495/750; SEM-V:531/750; SEM-VI:528/750; SEM-VII:551/775; TOTAL: 4102/6025 (68.08%)																				
12281423 CHANDARANA DHAIRYA BIMAL ARADHANA																				
77	74	67	77	22	23	24	23	94												
17	19	14	19	24	24	24	23	48		P			693							
94	93	81	96	46	47	48	46	142												
4 O 10	40	4 O 10	40	4 O 10	40	3 O 10	30	1 O 10	10	1 O 10	10	1 O 10	10	1 O 10	10	8 O 10	80	27	270	10.00
SGPI: SEM-I: 8.20 ; SEM-II: 8.83 ; SEM-III: 9.46 ; SEM-IV: 9.23 ; SEM-V: 9.08 ; SEM-VI: 9.23 ; SEM-VII: 8.77 ; CGPI: 9.10																				
CREDITS: SEM-I: 27 ; SEM-II: 27 ; SEM-III: 26 ; SEM-IV: 26 ; SEM-V: 26 ; SEM-VI: 26 ; SEM-VII: 26																				
MARKS: SEM-I:546/750; SEM-II:584/750; SEM-III:625/750; SEM-IV:616/750; SEM-V:613/750; SEM-VI:631/750; SEM-VII:613/775; TOTAL: 4921/6025 (81.68%)																				
/- FEMALE, #- 0.229, @- 0.5042/0.5043, *- 0.5045, \$- Carried Forward Grade, -- Dyslexia, A/ABS- Absent, F- Fails, P- Passes																				
RR- Reserved, RLE- Reserve for Lower Examination, RPV- Provisional, RCC- 0.5050, ADC- Admission Cancelled																				
G:Grade, GP:Grade Point, C:Credits, 腓腓:Sum of Credit Points, 腓腓G:Sum of Product of Credits & Grades																				
SGPI:Semester Grade Performance Index = 腓腓G/腓腓, CGPI:Cumulative Grade Performance Index																				
% Marks : 80 and Above 75-79.99 70-74.99 60-69.99 50-59.99 45-49.99 40-44.99 Less Than 40																				
Grade / Gr. Pt. : O / 10 A / 9 B / 8 C / 7 D / 6 E / 5 P / 4 F / 0																				

SEAT_NO	NAME	<Course-I> Th(80/32) In(20/08) Total C G GP C*G	<Course-II> Th(80/32) In(20/08) Total C G GP C*G	<Course-III> Th(80/32) In(20/08) Total C G GP C*G	<Course-IV> Th(80/32) In(20/08) Total C G GP C*G	<Course-V> Tw(25/10) Or(25/10) Total C G GP C*G	<Course-VI> Tw(25/10) Or(25/10) Total C G GP C*G	<Course-VII> Tw(25/10) Or/Pr(25/10) Total C G GP C*G	<Course-VIII> Tw(25/10) Or/Pr(25/10) Total C G GP C*G	<Course-IX> Tw(100/40) Or(50/20) Total C G GP C*G	RESULT	REMARK	TOTAL MARKS OUT OF 750
01.	ITC801		BIG DATA ANALYTICS		02. ITC802	INTERNET OF EVERYTHING		07. ITDLO8045	ENTERPRISE RESO. PLANNING				
08.	ILO8021		PROJECT MANAGEMENT		17. ITL801	BIG DATA LAB		18. ITL802	INTER. OF EVERYTHING LAB				
19.	ITL803		DEVOPS LAB		20. ITL804	R PROGRAMMING LAB		21. ITM805	PROJECT-II				
-----													
12281424	CHAUHAN HARIKRISHAN PRADIP MINAXI												
		77	70	64	67	22	20	22	22	85			
		15	14	13	16	21	19	21	21	44	P		633
		92	84	77	83	43	39	43	43	129			
		4 O 10	40	4 O 10	40	4 A 9 36	3 O 10 30	1 O 10 10	1 A 9 9	1 O 10 10	1 O 10 10	8 O 10 80	27 265 9.81
		SGPI: SEM-I: 6.24 ; SEM-II: 7.70 ; SEM-III: 7.73 ; SEM-IV: 7.23 ; SEM-V: 6.38 ; SEM-VI: 6.42 ; SEM-VII: 6.73 ; CGPI: 7.29											
		CREDITS: SEM-I: 27 ; SEM-II: 27 ; SEM-III: 26 ; SEM-IV: 26 ; SEM-V: 26 ; SEM-VI: 26 ; SEM-VII: 26											
		MARKS: SEM-I:452/750; SEM-II:525/750; SEM-III:520/750; SEM-IV:486/750; SEM-V:458/750; SEM-VI:452/750; SEM-VII:473/775; TOTAL: 3999/6025 (66.37%)											
-----													
12281425	GAMRE SWAPNIL RAJESH SWATI												
		70	70	64	70	18	20	14	17	55			
		16	18	12	14	17	21	12	19	35	P		562
		86	88	76	84	35	41	26	36	90			
		4 O 10	40	4 O 10	40	4 A 9 36	3 O 10 30	1 B 8 8	1 O 10 10	1 D 6 6	1 B 8 8	8 C 7 56	27 234 8.67
		(DIPLOMA STUDENT) SGPI: SEM-III: 5.23 ; SEM-IV: 5.31 ; SEM-V: 5.81 ; SEM-VI: 5.04 ; SEM-VII: 5.81 ; CGPI: 6.00											
		CREDITS: SEM-III: 26 ; SEM-IV: 26 ; SEM-V: 26 ; SEM-VI: 26 ; SEM-VII: 26											
		MARKS: SEM-III:411/750; SEM-IV:365/750; SEM-V:418/750; SEM-VI:373/750; SEM-VII:414/775; TOTAL: 2543/4525 (56.20%)											
-----													
12281426	/GAUR ADITI PRABHAKAR MAMTA												
		70	70	58	64	15	20	18	18	68			
		13	15	12	10	15	20	18	16	35	P		555
		83	85	70	74	30	40	36	34	103			
		4 O 10	40	4 O 10	40	4 B 8 32	3 B 8 24	1 C 7 7	1 O 10 10	1 B 8 8	1 C 7 7	8 C 7 56	27 224 8.30
		SGPI: SEM-I: 5.61 ; SEM-II: 5.87 ; SEM-III: 5.38 ; SEM-IV: 5.50 ; SEM-V: 5.12 ; SEM-VI: 5.04 ; SEM-VII: 6.42 ; CGPI: 5.91											
		CREDITS: SEM-I: 27 ; SEM-II: 27 ; SEM-III: 26 ; SEM-IV: 26 ; SEM-V: 26 ; SEM-VI: 26 ; SEM-VII: 26											
		MARKS: SEM-I:409/750; SEM-II:410/750; SEM-III:398/750; SEM-IV:393/750; SEM-V:388/750; SEM-VI:396/750; SEM-VII:463/775; TOTAL: 3412/6025 (56.63%)											
-----													
/- FEMALE, #- 0.229, @- 0.5042/0.5043, *- 0.5045, \$- Carried Forward Grade, ~- Dyslexia, A/ABS- Absent, F- Fails, P- Passes													
RR- Reserved, RLE- Reserve for Lower Examination, RPV- Provisional, RCC- 0.5050, ADC- Admission Cancelled													
G:Grade, GP:Grade Point, C:Credits, 腓腓:Sum of Credit Points, 腓腓G:Sum of Product of Credits & Grades													
SGPI:Semester Grade Performance Index = 腓腓G/腓腓, CGPI:Cumulative Grade Performance Index													
% Marks : 80 and Above 75-79.99 70-74.99 60-69.99 50-59.99 45-49.99 40-44.99 Less Than 40													
Grade / Gr. Pt. : O / 10 A / 9 B / 8 C / 7 D / 6 E / 5 P / 4 F / 0													

SEAT_NO	NAME	<Course-I> Th(80/32) In(20/08) Total C G GP C*G	<Course-II> Th(80/32) In(20/08) Total C G GP C*G	<Course-III> Th(80/32) In(20/08) Total C G GP C*G	<Course-IV> Th(80/32) In(20/08) Total C G GP C*G	<Course-V> Tw(25/10) Or(25/10) Total C G GP C*G	<Course-VI> Tw(25/10) Or(25/10) Total C G GP C*G	<Course-VII> Tw(25/10) Or/Pr(25/10) Total C G GP C*G	<Course-VIII> Tw(25/10) Or/Pr(25/10) Total C G GP C*G	<Course-IX> Tw(100/40) Or(50/20) Total C G GP C*G	RESULT	REMARK	TOTAL MARKS OUT OF 750							
01.	ITC801		BIG DATA ANALYTICS		02.	ITC802	INTERNET OF EVERYTHING		07.	ITDLO8045	ENTERPRISE RESO. PLANNING									
08.	ILO8021		PROJECT MANAGEMENT		17.	ITL801	BIG DATA LAB		18.	ITL802	INTER. OF EVERYTHING LAB									
19.	ITL803		DEVOPS LAB		20.	ITL804	R PROGRAMMING LAB		21.	ITM805	PROJECT-II									
-----																				
12281427	GAWADE GAURAV SUBHASH SUCHITA																			
		77	70	61	74	20	21	18	22	87										
		15	15	13	15	19	20	19	23	44	P		633							
		92	85	74	89	39	41	37	45	131										
		4 O 10	40	4 O 10	40	4 B 8 32	3 O 10	30	1 A 9	9	1 O 10	10	1 B 8 8	1 O 10	10	8 O 10	80	27	259	9.59
		SGPI: SEM-I: 7.20 ; SEM-II: 7.63 ; SEM-III: 6.92 ; SEM-IV: 7.38 ; SEM-V: 7.35 ; SEM-VI: 7.77 ; SEM-VII: 7.65 ; CGPI: 7.69 @0.06																		
		CREDITS: SEM-I: 27 ; SEM-II: 27 ; SEM-III: 26 ; SEM-IV: 26 ; SEM-V: 26 ; SEM-VI: 26 ; SEM-VII: 26																		
		MARKS: SEM-I:497/750; SEM-II:520/750; SEM-III:480/750; SEM-IV:489/750; SEM-V:509/750; SEM-VI:524/750; SEM-VII:539/775; TOTAL: 4191/6025 (69.56%)																		
-----																				
12281428	GOSALIA SHREYANS GIRISH JULLY																			
		77	61	64	70	22	23	23	22	92										
		17	18	16	17	24	23	23	23	47	P		662							
		94	79	80	87	46	46	46	45	139										
		4 O 10	40	4 A 9 36	4 O 10	40	3 O 10	30	1 O 10	10	1 O 10	10	1 O 10	10	8 O 10	80	27	266	9.85	
		SGPI: SEM-I: 7.35 ; SEM-II: 7.63 ; SEM-III: 8.96 ; SEM-IV: 8.38 ; SEM-V: 9.38 ; SEM-VI: 9.08 ; SEM-VII: 9.08 ; CGPI: 8.71																		
		CREDITS: SEM-I: 27 ; SEM-II: 27 ; SEM-III: 26 ; SEM-IV: 26 ; SEM-V: 26 ; SEM-VI: 26 ; SEM-VII: 26																		
		MARKS: SEM-I:510/750; SEM-II:525/750; SEM-III:599/750; SEM-IV:549/750; SEM-V:605/750; SEM-VI:609/750; SEM-VII:622/775; TOTAL: 4681/6025 (77.69%)																		
-----																				
12281429	JAIN SUMIL GAJENDRA MANJU																			
		74	64	61	67	19	22	20	22	85										
		17	15	14	17	19	21	19	22	31	P		609							
		91	79	75	84	38	43	39	44	116										
		4 O 10	40	4 A 9 36	4 A 9 36	3 O 10	30	1 A 9	9	1 O 10	10	1 A 9 9	1 O 10	10	8 A 9 72	27	252	9.33		
		SGPI: SEM-I: 7.00 ; SEM-II: 7.93 ; SEM-III: 9.00 ; SEM-IV: 7.92 ; SEM-V: 8.00 ; SEM-VI: 7.85 ; SEM-VII: 7.31 ; CGPI: 8.04																		
		CREDITS: SEM-I: 27 ; SEM-II: 27 ; SEM-III: 26 ; SEM-IV: 26 ; SEM-V: 26 ; SEM-VI: 26 ; SEM-VII: 26																		
		MARKS: SEM-I:488/750; SEM-II:535/750; SEM-III:584/750; SEM-IV:539/750; SEM-V:534/750; SEM-VI:530/750; SEM-VII:514/775; TOTAL: 4333/6025 (71.92%)																		
-----																				
/- FEMALE, #- 0.229, @- 0.5042/0.5043, *- 0.5045, \$- Carried Forward Grade, ~- Dyslexia, A/ABS- Absent, F- Fails, P- Passes																				
RR- Reserved, RLE- Reserve for Lower Examination, RPV- Provisional, RCC- 0.5050, ADC- Admission Cancelled																				
G:Grade, GP:Grade Point, C:Credits, 腓:Sum of Credit Points, 腓G:Sum of Product of Credits & Grades																				
SGPI:Semester Grade Performance Index = 腓G/腓, CGPI:Cumulative Grade Performance Index																				
% Marks : 80 and Above 75-79.99 70-74.99 60-69.99 50-59.99 45-49.99 40-44.99 Less Than 40																				
Grade / Gr. Pt. : O / 10 A / 9 B / 8 C / 7 D / 6 E / 5 P / 4 F / 0																				

SEAT_NO	NAME	<Course-I>	<Course-II>	<Course-III>	<Course-IV>	<Course-V>	<Course-VI>	<Course-VII>	<Course-VIII>	<Course-IX>	TOTAL MARKS
		Th(80/32)	Th(80/32)	Th(80/32)	Th(80/32)	Tw(25/10)	Tw(25/10)	Tw(25/10)	Tw(25/10)	Tw(100/40)	OUT OF 750
		In(20/08)	In(20/08)	In(20/08)	In(20/08)	Or(25/10)	Or(25/10)	Or/Pr(25/10)	Or/Pr(25/10)	Or(50/20)	RESULT REMARK
		Total	Total	Total	Total	Total	Total	Total	Total	Total	SGPI
		C G GP C*G	C G GP C*G	C G GP C*G	C G GP C*G	C G GP C*G	C G GP C*G	C G GP C*G	C G GP C*G	C G GP C*G	腓 腓G SGPI

01. ITC801	BIG DATA ANALYTICS	02. ITC802	INTERNET OF EVERYTHING	07. ITDLO8045	ENTERPRISE RESO. PLANNING
08. ILO8021	PROJECT MANAGEMENT	17. ITL801	BIG DATA LAB	18. ITL802	INTER. OF EVERYTHING LAB
19. ITL803	DEVOPS LAB	20. ITL804	R PROGRAMMING LAB	21. ITM805	PROJECT-II

12281430 KAMERKAR OMKAR VIJAY VIDYA

61	70	64	74	17	22	15	15	55		
10	13	13	12	16	19	14	17	34	P	541
71	83	77	86	33	41	29	32	89		
4 B 8 32	4 O 10 40	4 A 9 36	3 O 10 30	1 C 7 7	1 O 10 10	1 D 6 6	1 C 7 7	8 D 6 48	27 216	8.00

(DIPLOMA STUDENT) SGPI: SEM-III: 4.92 ; SEM-IV: 5.27 ; SEM-V: 5.96 ; SEM-VI: 5.19 ; SEM-VII: 6.27 ; CGPI: 5.95  
CREDITS: SEM-III: 26 ; SEM-IV: 26 ; SEM-V: 26 ; SEM-VI: 26 ; SEM-VII: 26  
MARKS: SEM-III:376/750; SEM-IV:374/750; SEM-V:423/750; SEM-VI:386/750; SEM-VII:440/775; TOTAL: 2540/4525 (56.13%)

12281431 KATE AJINKYA ANIL SMITA

77	70	61	70	20	21	20	22	82		
14	15	12	16	19	20	19	21	42	P	621
91	85	73	86	39	41	39	43	124		
4 O 10 40	4 O 10 40	4 B 8 32	3 O 10 30	1 A 9 9	1 O 10 10	1 A 9 9	1 O 10 10	8 O 10 80	27 260	9.63

SGPI: SEM-I: 6.31 ; SEM-II: 6.67 ; SEM-III: 6.08 ; SEM-IV: 6.77 ; SEM-V: 7.62 ; SEM-VI: 7.77 ; SEM-VII: 7.54 ; CGPI: 7.30  
CREDITS: SEM-I: 27 ; SEM-II: 27 ; SEM-III: 26 ; SEM-IV: 26 ; SEM-V: 26 ; SEM-VI: 26 ; SEM-VII: 26  
MARKS: SEM-I:444/750; SEM-II:463/750; SEM-III:458/750; SEM-IV:472/750; SEM-V:523/750; SEM-VI:528/750; SEM-VII:546/775; TOTAL: 4055/6025 (67.30%)

12281432 KOUL MAYUR HANCY

77	70	64	67	21	21	19	21	85		
14	14	14	13	21	19	19	20	42	P	621
91	84	78	80	42	40	38	41	127		
4 O 10 40	4 O 10 40	4 A 9 36	3 O 10 30	1 O 10 10	1 O 10 10	1 A 9 9	1 O 10 10	8 O 10 80	27 265	9.81

SGPI: SEM-I: 5.96 ; SEM-II: 5.67 ; SEM-III: 5.57 ; SEM-IV: 5.71 ; SEM-V: 5.65 ; SEM-VI: 5.58 ; SEM-VII: 6.65 ; CGPI: 6.32  
CREDITS: SEM-I: 27 ; SEM-II: 27 ; SEM-III: 28 ; SEM-IV: 28 ; SEM-V: 26 ; SEM-VI: 26 ; SEM-VII: 26  
MARKS: SEM-I:438/750; SEM-II:403/750; SEM-III:491/875; SEM-IV:459/825; SEM-V:406/750; SEM-VI:399/750; SEM-VII:473/775; TOTAL: 3690/6225 (59.28%)

/- FEMALE, #- 0.229, @- 0.5042/0.5043, \*- 0.5045, \$- Carried Forward Grade, ~- Dyslexia, A/ABS- Absent, F- Fails, P- Passes  
RR- Reserved, RLE- Reserve for Lower Examination, RPV- Provisional, RCC- 0.5050, ADC- Admission Cancelled  
G:Grade, GP:Grade Point, C:Credits, 腓:Sum of Credit Points, 腓G:Sum of Product of Credits & Grades  
SGPI:Semester Grade Performance Index = 腓G/腓, CGPI:Cumulative Grade Performance Index  
% Marks : 80 and Above 75-79.99 70-74.99 60-69.99 50-59.99 45-49.99 40-44.99 Less Than 40  
Grade / Gr. Pt. : O / 10 A / 9 B / 8 C / 7 D / 6 E / 5 P / 4 F / 0

SEAT_NO	NAME	<Course-I> Th(80/32) In(20/08) Total C G GP C*G	<Course-II> Th(80/32) In(20/08) Total C G GP C*G	<Course-III> Th(80/32) In(20/08) Total C G GP C*G	<Course-IV> Th(80/32) In(20/08) Total C G GP C*G	<Course-V> Tw(25/10) Or(25/10) Total C G GP C*G	<Course-VI> Tw(25/10) Or(25/10) Total C G GP C*G	<Course-VII> Tw(25/10) Or/Pr(25/10) Total C G GP C*G	<Course-VIII> Tw(25/10) Or/Pr(25/10) Total C G GP C*G	<Course-IX> Tw(100/40) Or(50/20) Total C G GP C*G	RESULT	REMARK	TOTAL MARKS OUT OF 750
01.	ITC801		BIG DATA ANALYTICS		02.	ITC802	INTERNET OF EVERYTHING		07.	ITDLO8045	ENTERPRISE RESO. PLANNING		
08.	ILO8021		PROJECT MANAGEMENT		17.	ITL801	BIG DATA LAB		18.	ITL802	INTER. OF EVERYTHING LAB		
19.	ITL803		DEVOPS LAB		20.	ITL804	R PROGRAMMING LAB		21.	ITM805	PROJECT-II		
-----													
12281433 /MAHAJAN SUSHMITA SURESH SUNITA													
		77	58	64	70	17	23	22	22	91			
		16	18	12	15	17	23	21	22	46	P		634
		93	76	76	85	34	46	43	44	137			
		4 O 10	40 4 A 9 36	4 A 9 36	3 O 10 30	1 C 7 7	1 O 10 10	1 O 10 10	1 O 10 10	8 O 10 80	27	259	9.59
		SGPI: SEM-I: 7.19 ; SEM-II: 7.09 ; SEM-III: 6.38 ; SEM-IV: 6.38 ; SEM-V: 7.42 ; SEM-VI: 7.81 ; SEM-VII: 7.85 ; CGPI: 7.47											
		CREDITS: SEM-I: 27 ; SEM-II: 27 ; SEM-III: 26 ; SEM-IV: 26 ; SEM-V: 26 ; SEM-VI: 26 ; SEM-VII: 26											
		MARKS: SEM-I:505/750; SEM-II:498/750; SEM-III:468/750; SEM-IV:461/750; SEM-V:513/750; SEM-VI:534/750; SEM-VII:544/775; TOTAL: 4157/6025 (69.00%)											
-----													
12281434 /MAHALA SHRADDHA RAMU MANISHA													
		80	64	58	67	19	21	19	22	80			
		11	18	12	15	19	22	20	19	45	P		611
		91	82	70	82	38	43	39	41	125			
		4 O 10	40 4 O 10 40	4 B 8 32	3 O 10 30	1 A 9 9	1 O 10 10	1 A 9 9	1 O 10 10	8 O 10 80	27	260	9.63
		SGPI: SEM-I: 5.70 ; SEM-II: 6.15 ; SEM-III: 5.61 ; SEM-IV: 6.21 ; SEM-V: 5.65 ; SEM-VI: 6.73 ; SEM-VII: 6.31 ; CGPI: 6.50											
		CREDITS: SEM-I: 27 ; SEM-II: 27 ; SEM-III: 28 ; SEM-IV: 28 ; SEM-V: 26 ; SEM-VI: 26 ; SEM-VII: 26											
		MARKS: SEM-I:421/750; SEM-II:437/750; SEM-III:486/875; SEM-IV:484/825; SEM-V:418/750; SEM-VI:474/750; SEM-VII:452/775; TOTAL: 3783/6225 (60.77%)											
-----													
12281435 MEGHANI YASH ASHOK SUMAN													
		74	64	61	74	21	22	21	22	85			
		16	15	13	18	20	21	21	21	44	P		633
		90	79	74	92	41	43	42	43	129			
		4 O 10	40 4 A 9 36	4 B 8 32	3 O 10 30	1 O 10 10	1 O 10 10	1 O 10 10	1 O 10 10	8 O 10 80	27	258	9.56
		SGPI: SEM-I: 7.85 ; SEM-II: 8.11 ; SEM-III: 9.35 ; SEM-IV: 8.12 ; SEM-V: 8.73 ; SEM-VI: 8.92 ; SEM-VII: 7.65 ; CGPI: 8.54											
		CREDITS: SEM-I: 27 ; SEM-II: 27 ; SEM-III: 26 ; SEM-IV: 26 ; SEM-V: 26 ; SEM-VI: 26 ; SEM-VII: 26											
		MARKS: SEM-I:527/750; SEM-II:556/750; SEM-III:599/750; SEM-IV:539/750; SEM-V:575/750; SEM-VI:589/750; SEM-VII:544/775; TOTAL: 4562/6025 (75.72%)											
-----													
/- FEMALE, #- 0.229, @- 0.5042/0.5043, *- 0.5045, \$- Carried Forward Grade, ~- Dyslexia, A/ABS- Absent, F- Fails, P- Passes													
RR- Reserved, RLE- Reserve for Lower Examination, RPV- Provisional, RCC- 0.5050, ADC- Admission Cancelled													
G:Grade, GP:Grade Point, C:Credits, 腓腓:Sum of Credit Points, 腓腓G:Sum of Product of Credits & Grades													
SGPI:Semester Grade Performance Index = 腓腓G/腓腓, CGPI:Cumulative Grade Performance Index													
% Marks : 80 and Above 75-79.99 70-74.99 60-69.99 50-59.99 45-49.99 40-44.99 Less Than 40													
Grade / Gr. Pt. : O / 10 A / 9 B / 8 C / 7 D / 6 E / 5 P / 4 F / 0													





SEAT_NO	NAME	<Course-I>	<Course-II>	<Course-III>	<Course-IV>	<Course-V>	<Course-VI>	<Course-VII>	<Course-VIII>	<Course-IX>	TOTAL MARKS	OUT OF 750
		Th(80/32)	Th(80/32)	Th(80/32)	Th(80/32)	Tw(25/10)	Tw(25/10)	Tw(25/10)	Tw(25/10)	Tw(100/40)		
		In(20/08)	In(20/08)	In(20/08)	In(20/08)	Or(25/10)	Or(25/10)	Or/Pr(25/10)	Or/Pr(25/10)	Or(50/20)	RESULT	REMARK
		Total	Total	Total	Total	Total	Total	Total	Total	Total		
		C G GP C*G	C G GP C*G	C G GP C*G	C G GP C*G	C G GP C*G	C G GP C*G	C G GP C*G	C G GP C*G	C G GP C*G	腓 腓G	SGPI
01.	ITC801	BIG DATA ANALYTICS			02.	INTERNET OF EVERYTHING			07.	ITDLO8045	ENTERPRISE RESO. PLANNING	
08.	ILO8021	PROJECT MANAGEMENT			17.	ITL801			18.	ITL802	INTER. OF EVERYTHING LAB	
19.	ITL803	DEVOPS LAB			20.	ITL804			21.	ITM805	PROJECT-II	
-----												
12281439	PARMAR TARUN SHIVLAL GANGA											
	70	61	61	70	19	21	21	22	85			
	16	15	13	15	19	20	18	21	28	P		595
	86	76	74	85	38	41	39	43	113			
	4 O 10	40	4 A 9 36	4 B 8 32	3 O 10 30	1 A 9 9	1 O 10 10	1 A 9 9	1 O 10 10	8 A 9 72	27 248	9.19
	SGPI: SEM-I: 7.31 ; SEM-II: 7.70 ; SEM-III: 7.38 ; SEM-IV: 7.62 ; SEM-V: 7.46 ; SEM-VI: 7.38 ; SEM-VII: 7.65 ; CGPI: 7.72 @0.03											
	CREDITS: SEM-I: 27 ; SEM-II: 27 ; SEM-III: 26 ; SEM-IV: 26 ; SEM-V: 26 ; SEM-VI: 26 ; SEM-VII: 26											
	MARKS: SEM-I:504/750; SEM-II:538/750; SEM-III:524/750; SEM-IV:507/750; SEM-V:519/750; SEM-VI:514/750; SEM-VII:545/775; TOTAL: 4246/6025 (70.47%)											
-----												
12281440	/PATEL KINJAL PRAKASH MANORAMA											
	77	64	67	70	18	20	21	23	90			
	15	17	13	19	18	21	21	23	47	P		644
	92	81	80	89	36	41	42	46	137			
	4 O 10	40	4 O 10 40	4 O 10 40	3 O 10 30	1 B 8 8	1 O 10 10	1 O 10 10	1 O 10 10	8 O 10 80	27 268	9.93
	SGPI: SEM-I: 7.02 ; SEM-II: 9.37 ; SEM-III: 8.85 ; SEM-IV: 7.38 ; SEM-V: 8.23 ; SEM-VI: 8.27 ; SEM-VII: 8.15 ; CGPI: 8.41											
	CREDITS: SEM-I: 27 ; SEM-II: 27 ; SEM-III: 26 ; SEM-IV: 26 ; SEM-V: 26 ; SEM-VI: 26 ; SEM-VII: 26											
	MARKS: SEM-I:486/750; SEM-II:605/750; SEM-III:596/750; SEM-IV:507/750; SEM-V:558/750; SEM-VI:559/750; SEM-VII:551/775; TOTAL: 4506/6025 (74.79%)											
-----												
12281441	PATIL DISHANT PRAKASH KANTA											
	77	67	64	64	18	20	20	22	90			
	12	12	12	14	17	18	19	19	45	P		610
	89	79	76	78	35	38	39	41	135			
	4 O 10	40	4 A 9 36	4 A 9 36	3 A 9 27	1 B 8 8	1 A 9 9	1 A 9 9	1 O 10 10	8 O 10 80	27 255	9.44
	SGPI: SEM-I: 5.06 ; SEM-II: 5.54 ; SEM-III: 4.58 ; SEM-IV: 5.15 ; SEM-V: 5.92 ; SEM-VI: 5.62 ; SEM-VII: 6.50 ; CGPI: 5.99											
	CREDITS: SEM-I: 27 ; SEM-II: 27 ; SEM-III: 26 ; SEM-IV: 26 ; SEM-V: 26 ; SEM-VI: 26 ; SEM-VII: 26											
	MARKS: SEM-I:389/750; SEM-II:402/750; SEM-III:358/750; SEM-IV:382/750; SEM-V:432/750; SEM-VI:420/750; SEM-VII:473/775; TOTAL: 3466/6025 (57.53%)											
-----												
/- FEMALE, #- 0.229, @- 0.5042/0.5043, *- 0.5045, \$- Carried Forward Grade, ~- Dyslexia, A/ABS- Absent, F- Fails, P- Passes												
RR- Reserved, RLE- Reserve for Lower Examination, RPV- Provisional, RCC- 0.5050, ADC- Admission Cancelled												
G:Grade, GP:Grade Point, C:Credits, 腓:Sum of Credit Points, 腓G:Sum of Product of Credits & Grades												
SGPI:Semester Grade Performance Index = 腓G/腓, CGPI:Cumulative Grade Performance Index												
% Marks : 80 and Above 75-79.99 70-74.99 60-69.99 50-59.99 45-49.99 40-44.99 Less Than 40												
Grade / Gr. Pt. : O / 10 A / 9 B / 8 C / 7 D / 6 E / 5 P / 4 F / 0												

SEAT_NO	NAME	<Course-I> Th(80/32) In(20/08) Total C G GP C*G	<Course-II> Th(80/32) In(20/08) Total C G GP C*G	<Course-III> Th(80/32) In(20/08) Total C G GP C*G	<Course-IV> Th(80/32) In(20/08) Total C G GP C*G	<Course-V> Tw(25/10) Or(25/10) Total C G GP C*G	<Course-VI> Tw(25/10) Or(25/10) Total C G GP C*G	<Course-VII> Tw(25/10) Or/Pr(25/10) Total C G GP C*G	<Course-VIII> Tw(25/10) Or/Pr(25/10) Total C G GP C*G	<Course-IX> Tw(100/40) Or(50/20) Total C G GP C*G	RESULT	REMARK	TOTAL MARKS OUT OF 750									
01.	ITC801		BIG DATA ANALYTICS		02.	ITC802	INTERNET OF EVERYTHING		07.	ITDLO8045	ENTERPRISE RESO. PLANNING											
08.	ILO8021		PROJECT MANAGEMENT		17.	ITL801	BIG DATA LAB		18.	ITL802	INTER. OF EVERYTHING LAB											
19.	ITL803		DEVOPS LAB		20.	ITL804	R PROGRAMMING LAB		21.	ITM805	PROJECT-II											
-----																						
12281442	PATIL NIKETAN MUKUND GEETA																					
		74	67	67	74	22	21	19	23	90												
		15	15	14	15	22	20	20	23	45	P		646									
		89	82	81	89	44	41	39	46	135												
		4 O 10	40	4 O 10	40	4 O 10	40	3 O 10	30	1 O 10	10	1 O 10	10	1 A 9	9	1 O 10	10	8 O 10	80	27	269	9.96
		SGPI: SEM-I: 7.19 ; SEM-II: 7.44 ; SEM-III: 6.65 ; SEM-IV: 6.96 ; SEM-V: 7.15 ; SEM-VI: 6.96 ; SEM-VII: 7.46 ; CGPI: 7.48																				
		CREDITS: SEM-I: 27 ; SEM-II: 27 ; SEM-III: 26 ; SEM-IV: 26 ; SEM-V: 26 ; SEM-VI: 26 ; SEM-VII: 26																				
		MARKS: SEM-I:493/750; SEM-II:521/750; SEM-III:479/750; SEM-IV:479/750; SEM-V:503/750; SEM-VI:493/750; SEM-VII:533/775; TOTAL: 4147/6025 (68.83%)																				
-----																						
12281443	PAWAR KUNAL DATTATRAY APARNA																					
		77	70	64	67	21	22	20	22	81												
		16	16	12	15	21	21	19	20	47	P		631									
		93	86	76	82	42	43	39	42	128												
		4 O 10	40	4 O 10	40	4 A 9	36	3 O 10	30	1 O 10	10	1 O 10	10	1 A 9	9	1 O 10	10	8 O 10	80	27	265	9.81
		SGPI: SEM-I: 6.46 ; SEM-II: 6.04 ; SEM-III: 7.12 ; SEM-IV: 5.77 ; SEM-V: 6.15 ; SEM-VI: 6.62 ; SEM-VII: 7.19 ; CGPI: 6.90																				
		CREDITS: SEM-I: 27 ; SEM-II: 27 ; SEM-III: 26 ; SEM-IV: 26 ; SEM-V: 26 ; SEM-VI: 26 ; SEM-VII: 26																				
		MARKS: SEM-I:448/750; SEM-II:422/750; SEM-III:494/750; SEM-IV:421/750; SEM-V:457/750; SEM-VI:465/750; SEM-VII:510/775; TOTAL: 3848/6025 (63.87%)																				
-----																						
12281444	/REDKAR PRANITA PRAN NAYANA																					
		74	70	67	70	17	21	19	22	75												
		14	16	12	14	17	21	19	19	38	P		605									
		88	86	79	84	34	42	38	41	113												
		4 O 10	40	4 O 10	40	4 A 9	36	3 O 10	30	1 C 7	7	1 O 10	10	1 A 9	9	1 O 10	10	8 A 9	72	27	254	9.41
		SGPI: SEM-I: 5.63 ; SEM-II: 5.87 ; SEM-III: 5.77 ; SEM-IV: 5.12 ; SEM-V: 5.81 ; SEM-VI: 6.00 ; SEM-VII: 5.88 ; CGPI: 6.20																				
		CREDITS: SEM-I: 27 ; SEM-II: 27 ; SEM-III: 26 ; SEM-IV: 26 ; SEM-V: 26 ; SEM-VI: 26 ; SEM-VII: 26																				
		MARKS: SEM-I:416/750; SEM-II:423/750; SEM-III:411/750; SEM-IV:388/750; SEM-V:426/750; SEM-VI:426/750; SEM-VII:438/775; TOTAL: 3533/6025 (58.64%)																				
-----																						
/- FEMALE, #- 0.229, @- 0.5042/0.5043, *- 0.5045, \$- Carried Forward Grade, ~- Dyslexia, A/ABS- Absent, F- Fails, P- Passes																						
RR- Reserved, RLE- Reserve for Lower Examination, RPV- Provisional, RCC- 0.5050, ADC- Admission Cancelled																						
G:Grade, GP:Grade Point, C:Credits, 腓腓:Sum of Credit Points, 腓腓G:Sum of Product of Credits & Grades																						
SGPI:Semester Grade Performance Index = 腓腓G/腓腓, CGPI:Cumulative Grade Performance Index																						
% Marks : 80 and Above 75-79.99 70-74.99 60-69.99 50-59.99 45-49.99 40-44.99 Less Than 40																						
Grade / Gr. Pt. : O / 10 A / 9 B / 8 C / 7 D / 6 E / 5 P / 4 F / 0																						

SEAT_NO	NAME	<Course-I> Th(80/32) In(20/08) Total C G GP C*G	<Course-II> Th(80/32) In(20/08) Total C G GP C*G	<Course-III> Th(80/32) In(20/08) Total C G GP C*G	<Course-IV> Th(80/32) In(20/08) Total C G GP C*G	<Course-V> Tw(25/10) Or(25/10) Total C G GP C*G	<Course-VI> Tw(25/10) Or(25/10) Total C G GP C*G	<Course-VII> Tw(25/10) Or/Pr(25/10) Total C G GP C*G	<Course-VIII> Tw(25/10) Or/Pr(25/10) Total C G GP C*G	<Course-IX> Tw(100/40) Or(50/20) Total C G GP C*G	RESULT	REMARK	TOTAL MARKS OUT OF 750
01.	ITC801		BIG DATA ANALYTICS		02.	ITC802	INTERNET OF EVERYTHING		07.	ITDLO8045	ENTERPRISE RESO. PLANNING		
08.	ILO8021		PROJECT MANAGEMENT		17.	ITL801	BIG DATA LAB		18.	ITL802	INTER. OF EVERYTHING LAB		
19.	ITL803		DEVOPS LAB		20.	ITL804	R PROGRAMMING LAB		21.	ITM805	PROJECT-II		
-----													
12281445 /SHAH KRIMA HETALKUMAR CHHAYA													
		70	64	61	70	21	23	20	22	85			
		17	17	12	18	20	22	20	21	46	P		629
		87	81	73	88	41	45	40	43	131			
		4 O 10	40	4 O 10	40	4 B 8 32	3 O 10 30	1 O 10 10	1 O 10 10	1 O 10 10	1 O 10 10	8 O 10 80	27 262 9.70
		SGPI: SEM-I: 5.81 ; SEM-II: 7.04 ; SEM-III: 7.15 ; SEM-IV: 5.88 ; SEM-V: 7.19 ; SEM-VI: 6.69 ; SEM-VII: 7.46 ; CGPI: 7.12											
		CREDITS: SEM-I: 27 ; SEM-II: 27 ; SEM-III: 26 ; SEM-IV: 26 ; SEM-V: 26 ; SEM-VI: 26 ; SEM-VII: 26											
		MARKS: SEM-I:428/750; SEM-II:498/750; SEM-III:525/750; SEM-IV:436/750; SEM-V:491/750; SEM-VI:474/750; SEM-VII:536/775; TOTAL: 4017/6025 (66.67%)											
-----													
12281446 SHARMA RAVIKANT RAMGOPAL PUSHPA													
		77	67	67	67	23	23	21	24	90			
		17	15	12	17	22	21	22	22	46	P		653
		94	82	79	84	45	44	43	46	136			
		4 O 10	40	4 O 10	40	4 A 9 36	3 O 10 30	1 O 10 10	1 O 10 10	1 O 10 10	1 O 10 10	8 O 10 80	27 266 9.85
		SGPI: SEM-I: 6.17 ; SEM-II: 7.31 ; SEM-III: 6.12 ; SEM-IV: 6.65 ; SEM-V: 6.46 ; SEM-VI: 6.38 ; SEM-VII: 6.92 ; CGPI: 6.99											
		CREDITS: SEM-I: 27 ; SEM-II: 27 ; SEM-III: 26 ; SEM-IV: 26 ; SEM-V: 26 ; SEM-VI: 26 ; SEM-VII: 26											
		MARKS: SEM-I:440/750; SEM-II:504/750; SEM-III:466/750; SEM-IV:471/750; SEM-V:452/750; SEM-VI:463/750; SEM-VII:508/775; TOTAL: 3957/6025 (65.68%)											
-----													
12281447 SHIRSAT BUDDHGHOSH RAMDHAN JYOTI													
		77	64	61	64	19	21	21	20	88			
		15	14	12	18	18	19	21	21	46	P		619
		92	78	73	82	37	40	42	41	134			
		4 O 10	40	4 A 9 36	4 B 8 32	3 O 10 30	1 B 8 8	1 O 10 10	1 O 10 10	1 O 10 10	8 O 10 80	27 256 9.48	
		SGPI: SEM-I: 6.13 ; SEM-II: 7.30 ; SEM-III: 6.27 ; SEM-IV: 6.08 ; SEM-V: 6.38 ; SEM-VI: 6.81 ; SEM-VII: 7.31 ; CGPI: 6.98											
		CREDITS: SEM-I: 27 ; SEM-II: 27 ; SEM-III: 26 ; SEM-IV: 26 ; SEM-V: 26 ; SEM-VI: 26 ; SEM-VII: 26											
		MARKS: SEM-I:432/750; SEM-II:509/750; SEM-III:441/750; SEM-IV:437/750; SEM-V:456/750; SEM-VI:461/750; SEM-VII:513/775; TOTAL: 3868/6025 (64.20%)											
-----													
/- FEMALE, #- 0.229, @- 0.5042/0.5043, *- 0.5045, \$- Carried Forward Grade, ~- Dyslexia, A/ABS- Absent, F- Fails, P- Passes													
RR- Reserved, RLE- Reserve for Lower Examination, RPV- Provisional, RCC- 0.5050, ADC- Admission Cancelled													
G:Grade, GP:Grade Point, C:Credits, 腓腓:Sum of Credit Points, 腓G:Sum of Product of Credits & Grades													
SGPI:Semester Grade Performance Index = 腓G/腓, CGPI:Cumulative Grade Performance Index													
% Marks : 80 and Above 75-79.99 70-74.99 60-69.99 50-59.99 45-49.99 40-44.99 Less Than 40													
Grade / Gr. Pt. : O / 10 A / 9 B / 8 C / 7 D / 6 E / 5 P / 4 F / 0													

SEAT_NO	NAME	<Course-I> Th(80/32) In(20/08) Total C G GP C*G	<Course-II> Th(80/32) In(20/08) Total C G GP C*G	<Course-III> Th(80/32) In(20/08) Total C G GP C*G	<Course-IV> Th(80/32) In(20/08) Total C G GP C*G	<Course-V> Tw(25/10) Or(25/10) Total C G GP C*G	<Course-VI> Tw(25/10) Or(25/10) Total C G GP C*G	<Course-VII> Tw(25/10) Or/Pr(25/10) Total C G GP C*G	<Course-VIII> Tw(25/10) Or/Pr(25/10) Total C G GP C*G	<Course-IX> Tw(100/40) Or(50/20) Total C G GP C*G	RESULT	REMARK	OUT OF 750
01.	ITC801		BIG DATA ANALYTICS		02.	ITC802	INTERNET OF EVERYTHING		07.	ITDLO8045	ENTERPRISE RESO. PLANNING		
08.	ILO8021		PROJECT MANAGEMENT		17.	ITL801	BIG DATA LAB		18.	ITL802	INTER. OF EVERYTHING LAB		
19.	ITL803		DEVOPS LAB		20.	ITL804	R PROGRAMMING LAB		21.	ITM805	PROJECT-II		
-----													
12281448	SINGH SANCHITSAGAR MANOJKUMAR HENA												
		77	61	64	70	23	23	24	24	95			
		18	16	14	19	23	22	24	24	48	P		669
		95	77	78	89	46	45	48	48	143			
		4 O 10	40	4 A 9 36	4 A 9 36	3 O 10 30	1 O 10 10	1 O 10 10	1 O 10 10	1 O 10 10	8 O 10 80	27 262	9.70
		SGPI: SEM-I: 9.11 ; SEM-II: 9.33 ; SEM-III: 9.23 ; SEM-IV: 8.77 ; SEM-V: 9.54 ; SEM-VI: 9.23 ; SEM-VII: 8.54 ; CGPI: 9.18											
		CREDITS: SEM-I: 27 ; SEM-II: 27 ; SEM-III: 26 ; SEM-IV: 26 ; SEM-V: 26 ; SEM-VI: 26 ; SEM-VII: 26											
		MARKS: SEM-I:616/750; SEM-II:644/750; SEM-III:626/750; SEM-IV:611/750; SEM-V:623/750; SEM-VI:615/750; SEM-VII:604/775; TOTAL: 5008/6025 (83.12%)											
-----													
12281449	SUVARNA KRITHIKA SUDHAKAR MEERA												
		74	67	61	67	21	22	20	23	90			
		15	18	15	18	21	22	21	22	46	P		643
		89	85	76	85	42	44	41	45	136			
		4 O 10	40	4 O 10 40	4 A 9 36	3 O 10 30	1 O 10 10	1 O 10 10	1 O 10 10	1 O 10 10	8 O 10 80	27 266	9.85
		SGPI: SEM-I: 8.22 ; SEM-II: 8.78 ; SEM-III: 9.23 ; SEM-IV: 7.69 ; SEM-V: 9.46 ; SEM-VI: 8.58 ; SEM-VII: 9.08 ; CGPI: 8.86											
		CREDITS: SEM-I: 27 ; SEM-II: 27 ; SEM-III: 26 ; SEM-IV: 26 ; SEM-V: 26 ; SEM-VI: 26 ; SEM-VII: 26											
		MARKS: SEM-I:569/750; SEM-II:581/750; SEM-III:615/750; SEM-IV:539/750; SEM-V:601/750; SEM-VI:566/750; SEM-VII:612/775; TOTAL: 4726/6025 (78.44%)											
-----													
12281450	SWAMY PRAVINKUMAR SHANMUGAM KAVERY												
		74	67	64	67	19	21	20	23	80			
		15	16	13	17	19	21	19	21	47	P		623
		89	83	77	84	38	42	39	44	127			
		4 O 10	40	4 O 10 40	4 A 9 36	3 O 10 30	1 A 9 9	1 O 10 10	1 A 9 9	1 O 10 10	8 O 10 80	27 264	9.78
		SGPI: SEM-I: 7.35 ; SEM-II: 6.74 ; SEM-III: 7.04 ; SEM-IV: 6.27 ; SEM-V: 7.31 ; SEM-VI: 6.81 ; SEM-VII: 6.88 ; CGPI: 7.28											
		CREDITS: SEM-I: 27 ; SEM-II: 27 ; SEM-III: 26 ; SEM-IV: 26 ; SEM-V: 26 ; SEM-VI: 27 ; SEM-VII: 26											
		MARKS: SEM-I:502/750; SEM-II:474/750; SEM-III:500/750; SEM-IV:451/750; SEM-V:504/750; SEM-VI:477/750; SEM-VII:487/775; TOTAL: 4018/6025 (66.69%)											
-----													
/- FEMALE, #- 0.229, @- 0.5042/0.5043, *- 0.5045, \$- Carried Forward Grade, ~- Dyslexia, A/ABS- Absent, F- Fails, P- Passes													
RR- Reserved, RLE- Reserve for Lower Examination, RPV- Provisional, RCC- 0.5050, ADC- Admission Cancelled													
G:Grade, GP:Grade Point, C:Credits, 腓腓:Sum of Credit Points, 腓G:Sum of Product of Credits & Grades													
SGPI:Semester Grade Performance Index = 腓G/腓, CGPI:Cumulative Grade Performance Index													
% Marks : 80 and Above 75-79.99 70-74.99 60-69.99 50-59.99 45-49.99 40-44.99 Less Than 40													
Grade / Gr. Pt. : O / 10 A / 9 B / 8 C / 7 D / 6 E / 5 P / 4 F / 0													

SEAT_NO	NAME	<Course-I>	<Course-II>	<Course-III>	<Course-IV>	<Course-V>	<Course-VI>	<Course-VII>	<Course-VIII>	<Course-IX>	TOTAL MARKS	RESULT	REMARK	OUT OF 750								
		Th(80/32)	Th(80/32)	Th(80/32)	Th(80/32)	Tw(25/10)	Tw(25/10)	Tw(25/10)	Tw(25/10)	Tw(100/40)												
		In(20/08)	In(20/08)	In(20/08)	In(20/08)	Or(25/10)	Or(25/10)	Or/Pr(25/10)	Or/Pr(25/10)	Or(50/20)												
		Total	Total	Total	Total	Total	Total	Total	Total	Total												
		C G GP C*G	C G GP C*G	C G GP C*G	C G GP C*G	C G GP C*G	C G GP C*G	C G GP C*G	C G GP C*G	C G GP C*G												
01.	ITC801	BIG DATA ANALYTICS			02.	ITC802	INTERNET OF EVERYTHING			07.	ITDLO8045	ENTERPRISE RESO. PLANNING										
08.	ILO8021	PROJECT MANAGEMENT			17.	ITL801	BIG DATA LAB			18.	ITL802	INTER. OF EVERYTHING LAB										
19.	ITL803	DEVOPS LAB			20.	ITL804	R PROGRAMMING LAB			21.	ITM805	PROJECT-II										
-----																						
12281451 /THEETHI JASPREET KAUR JASBIR KAUR																						
		77	67	64	67	21	23	19	23	86												
		15	18	15	18	21	23	20	22	45		P		644								
		92	85	79	85	42	46	39	45	131												
		4 O 10	40	4 O 10	40	4 A 9	36	3 O 10	30	1 O 10	10	1 O 10	10	1 A 9	9	1 O 10	10	8 O 10	80	27	265	9.81
		SGPI: SEM-I: 7.26 ; SEM-II: 7.81 ; SEM-III: 8.58 ; SEM-IV: 7.92 ; SEM-V: 8.12 ; SEM-VI: 7.54 ; SEM-VII: 8.46 ; CGPI: 8.19																				
		CREDITS: SEM-I: 27 ; SEM-II: 27 ; SEM-III: 26 ; SEM-IV: 26 ; SEM-V: 26 ; SEM-VI: 26 ; SEM-VII: 26																				
		MARKS: SEM-I:508/750; SEM-II:532/750; SEM-III:576/750; SEM-IV:520/750; SEM-V:545/750; SEM-VI:532/750; SEM-VII:568/775; TOTAL: 4425/6025 (73.44%)																				
-----																						
12281452 TIWARI SANDEEP HARINATH MITHLASE																						
		77	67	61	67	19	22	19	22	81												
		14	14	13	18	19	20	19	18	46		P		616								
		91	81	74	85	38	42	38	40	127												
		4 O 10	40	4 O 10	40	4 B 8	32	3 O 10	30	1 A 9	9	1 O 10	10	1 A 9	9	1 O 10	10	8 O 10	80	27	260	9.63
		SGPI: SEM-I: 6.81 ; SEM-II: 6.93 ; SEM-III: 7.42 ; SEM-IV: 7.35 ; SEM-V: 6.88 ; SEM-VI: 7.23 ; SEM-VII: 7.23 ; CGPI: 7.44																				
		CREDITS: SEM-I: 27 ; SEM-II: 27 ; SEM-III: 26 ; SEM-IV: 26 ; SEM-V: 26 ; SEM-VI: 26 ; SEM-VII: 26																				
		MARKS: SEM-I:480/750; SEM-II:477/750; SEM-III:531/750; SEM-IV:487/750; SEM-V:487/750; SEM-VI:499/750; SEM-VII:509/775; TOTAL: 4086/6025 (67.82%)																				
-----																						
12281453 WALINJKAR SHREYAS SANJAY SAYALI																						
		77	70	58	67	21	21	21	22	70												
		16	18	12	15	21	22	21	20	38		P		610								
		93	88	70	82	42	43	42	42	108												
		4 O 10	40	4 O 10	40	4 B 8	32	3 O 10	30	1 O 10	10	1 O 10	10	1 O 10	10	1 O 10	10	8 B 8	64	27	246	9.11
		(DIPLOMA STUDENT) SGPI: SEM-III: 6.25 ; SEM-IV: 6.50 ; SEM-V: 7.04 ; SEM-VI: 6.68 ; SEM-VII: 7.08 ; CGPI: 7.11																				
		CREDITS: SEM-III: 28 ; SEM-IV: 28 ; SEM-V: 26 ; SEM-VI: 25 ; SEM-VII: 26																				
		MARKS: SEM-III:535/875; SEM-IV:488/825; SEM-V:514/800; SEM-VI:482/750; SEM-VII:519/775; TOTAL: 3148/4775 (65.93%)																				
-----																						
/- FEMALE, #- 0.229, @- 0.5042/0.5043, *- 0.5045, \$- Carried Forward Grade, ~- Dyslexia, A/ABS- Absent, F- Fails, P- Passes																						
RR- Reserved, RLE- Reserve for Lower Examination, RPV- Provisional, RCC- 0.5050, ADC- Admission Cancelled																						
G:Grade, GP:Grade Point, C:Credits, 腓腓:Sum of Credit Points, 腓腓G:Sum of Product of Credits & Grades																						
SGPI:Semester Grade Performance Index = 腓腓G/腓腓, CGPI:Cumulative Grade Performance Index																						
% Marks : 80 and Above 75-79.99 70-74.99 60-69.99 50-59.99 45-49.99 40-44.99 Less Than 40																						
Grade / Gr. Pt. : O / 10 A / 9 B / 8 C / 7 D / 6 E / 5 P / 4 F / 0																						

SEAT NO	NAME	<Course-I>	<Course-II>	<Course-III>	<Course-IV>	<Course-V>	<Course-VI>	<Course-VII>	<Course-VIII>	<Course-IX>	TOTAL MARKS
		Th(80/32)	Th(80/32)	Th(80/32)	Th(80/32)	Tw(25/10)	Tw(25/10)	Tw(25/10)	Tw(25/10)	Tw(100/40)	OUT OF 750
		In(20/08)	In(20/08)	In(20/08)	In(20/08)	Or(25/10)	Or(25/10)	Or/Pr(25/10)	Or/Pr(25/10)	Or(50/20)	RESULT REMARK
		Total	Total	Total	Total	Total	Total	Total	Total	Total	SGPI
		C G GP C*G	C G GP C*G	C G GP C*G	C G GP C*G	C G GP C*G	C G GP C*G	C G GP C*G	C G GP C*G	C G GP C*G	排 排G SGPI

01. ITC801	BIG DATA ANALYTICS	02. ITC802	INTERNET OF EVERYTHING	07. ITDLO8045	ENTERPRISE RESO. PLANNING
10. ILO8023	ENTREP. DEVELOP. & MGMT.	17. ITL801	BIG DATA LAB	18. ITL802	INTER. OF EVERYTHING LAB
19. ITL803	DEVOPS LAB	20. ITL804	R PROGRAMMING LAB	21. ITM805	PROJECT-II

12281454 SINGH TARUN DHIRENDRA SANDHYA

64	64	54	64	19	21	21	22	22	75			
15	16	13	15	19	21	22	24	40		P		589
79	80	67	79	38	42	43	46	115				
4 A 9 36	4 O 10 40	4 C 7 28	3 A 9 27	1 A 9 9	1 O 10 10	1 O 10 10	1 O 10 10	1 O 10 10	8 A 9 72	27 242	8.96	

SGPI: SEM-I: 6.81 ; SEM-II: 7.13 ; SEM-III: 6.00 ; SEM-IV: 6.77 ; SEM-V: 8.54 ; SEM-VI: 7.85 ; SEM-VII: 7.27 ; CGPI: 7.42  
 CREDITS: SEM-I: 27 ; SEM-II: 27 ; SEM-III: 26 ; SEM-IV: 26 ; SEM-V: 26 ; SEM-VI: 26 ; SEM-VII: 26  
 MARKS: SEM-I:482/750; SEM-II:488/750; SEM-III:448/750; SEM-IV:472/750; SEM-V:576/750; SEM-VI:545/750; SEM-VII:525/775; TOTAL: 4125/6025 (68.46%)

/- FEMALE, #- 0.229, @- 0.5042/0.5043, \*- 0.5045, \$- Carried Forward Grade, ~- Dyslexia, A/ABS- Absent, F- Fails, P- Passes  
 RR- Reserved, RLE- Reserve for Lower Examination, RPV- Provisional, RCC- 0.5050, ADC- Admission Cancelled

G:Grade, GP:Grade Point, C:Credits, 排:Sum of Credit Points, 排G:Sum of Product of Credits & Grades  
 SGPI:Semester Grade Performance Index = 排G/排, CGPI:Cumulative Grade Performance Index

% Marks	: 80 and Above	75-79.99	70-74.99	60-69.99	50-59.99	45-49.99	40-44.99	Less Than 40
Grade / Gr. Pt. :	O / 10	A / 9	B / 8	C / 7	D / 6	E / 5	P / 4	F / 0



2021-22  
 Dept. of Information Technology  
 Vasai  
 Vasai Region 202

Date:- 03/03/2021

**VIDYAVARDHINI'S COLLEGE OF ENGG. & TECH . VASAI ROAD**

Result of B.E./ CIVIL Engineering/Semester VIII(CBCGS) May-2020

	VCET	University
Number of Candidates Registered	69	Percentage record not received from University
Admitted	69	
Absent	Nil	
Appeared	69	
Pass	58	
RLE	11	
Fail	Nil	
PPR	Nil	
Pass Percentage	100%	

**Meritorious students**

Sr. No	Seat No.	Name	CGPI	VCET Pass%	VCET Rank
01	6280588	Jamadar Sairaj Sabir Ishrat	9.63	86.13	1 <sup>st</sup>
02	6280591	Patel Kushal Chandubhai Urmila	9.60	85.91	2 <sup>nd</sup>
03	6280586	Gupta Jayprakash Jiyalal Prabhavati	9.49	84.91	3 <sup>rd</sup>
04	6280585	/Ghosalkar Shreya Sanjay Smita	8.97	79.45	4 <sup>th</sup>
05	6280592	Singh Raunak Udaykumar Vibha	8.90	79.88	5 <sup>th</sup>
06	6280564	Ganiga Sushant Shankar Sudha	8.78	78.96	6 <sup>th</sup>
07	6280555	Yadav Pankaj Dayaram Vidya Devi	8.71	77.62	7 <sup>th</sup>
08	6280589	/Manjarekar Jyoti Niwas Karuna	8.69	77.87	8 <sup>th</sup>
09	6280570	Neman Mehul Suresh Sulochana	8.58	76.33	9 <sup>th</sup>
10	6280556	/Alave Yogita Bhiva Vaishali	8.50	76.43	10 <sup>th</sup>
	6280565	Kadu Ninad Vivek Geeta	8.50	75.60	

Exam. Section

Civil - 58 Nos

*Allocha*  
5/3/2021  
Dr. Ashish Chaudhari  
for HOD (CIVIL)

SEAT_NO	NAME	<----- Course-I ----->		<----- Course-II ----->		<----- Course-III ----->		<Course-IV>	<Course-V>	TOTAL MARKS								
		Th(80/32)	Tw(25/10)	Th(80/32)	Tw(25/10)	Th(80/32)	Tw(25/10)	Th(80/32)	Tw(50/20)	RESULT	REMARK	OUT OF 650						
		In(20/08)	Or(25/10)	In(20/08)	Or(25/10)	In(20/08)	Or(25/10)	In(20/08)	Or(50/20)									
		Total	Total	Total	Total	Total	Total	Total	Total									
		C G GP C*G	C G GP C*G	C G GP C*G	C G GP C*G	C G GP C*G	C G GP C*G	C G GP C*G	C G GP C*G	äC	äCG	SGPI						
01. CE-C801	DES. & DRAW. OF R.C.STRU.	02. CE-C802	CONSTRUCTION MANAGEMENT	04. CE-DLO8032	INDUSTRIAL WASTE TREAT.													
10. ILO8021	PROJECT MANAGEMENT	19. CE-P804	PROJECT-PART II															
-----																		
6280539	/BARI VAIBHAVI DILIP DAKSHA																	
67	20	74	20	67	18	67	46											
18	20	17	21	16	19	17	44		P			551						
85	40	91	41	83	37	84	90											
4 O 10	40	1 O 10	10	4 O 10	40	1 O 10	10	4 O 10	40	1 B 8	8	3 O 10	30	6 O 10	60	24	238	9.92
SGPI: SEM-I: 5.65 ; SEM-II: 6.52 ; SEM-III: 6.13 ; SEM-IV: 5.41 ; SEM-V: 7.33 ; SEM-VI: 6.92 ; SEM-VII: 7.44 ; CGPI: 6.89																		
CREDITS: SEM-I: 27 ; SEM-II: 27 ; SEM-III: 23 ; SEM-IV: 27 ; SEM-V: 27 ; SEM-VI: 26 ; SEM-VII: 27																		
MARKS: SEM-I:430/750; SEM-II:454/750; SEM-III:416/725; SEM-IV:459/900; SEM-V:621/950; SEM-VI:586/925; SEM-VII:517/775; TOTAL: 4034/6425 (62.79%)																		
-----																		
6280540	BHILARE NIRAJ RAJENDRA VAISHALI																	
70	18	74	20	70	17	70	46											
19	22	14	21	15	18	12	45		P			551						
89	40	88	41	85	35	82	91											
4 O 10	40	1 O 10	10	4 O 10	40	1 O 10	10	4 O 10	40	1 B 8	8	3 O 10	30	6 O 10	60	24	238	9.92
SGPI: SEM-I: 6.43 ; SEM-II: 6.19 ; SEM-III: 5.70 ; SEM-IV: 5.83 ; SEM-V: 6.52 ; SEM-VI: 5.27 ; SEM-VII: 7.26 ; CGPI: 6.62																		
CREDITS: SEM-I: 27 ; SEM-II: 27 ; SEM-III: 23 ; SEM-IV: 27 ; SEM-V: 27 ; SEM-VI: 26 ; SEM-VII: 27																		
MARKS: SEM-I:465/750; SEM-II:435/750; SEM-III:420/725; SEM-IV:516/900; SEM-V:564/950; SEM-VI:472/925; SEM-VII:510/775; TOTAL: 3933/6425 (61.21%)																		
-----																		
6280541	DANAI SANTOSH MALLIKARJUN PUSHPALATA																	
70	18	80	19	70	17	74	39											
17	17	14	20	13	19	16	40		P	RLE		543						
87	35	94	39	83	36	90	79											
4 O 10	40	1 B 8	8	4 O 10	40	1 A 9	9	4 O 10	40	1 B 8	8	3 O 10	30	6 A 9	54	24	229	9.54
SGPI: SEM-I: 6.31 ; SEM-II: 6.09 ; SEM-III: 4.87 ; SEM-IV: 5.06 ; SEM-V: -- ; SEM-VI: -- ; SEM-VII: 7.07 ; CGPI: --																		
CREDITS: SEM-I: 27 ; SEM-II: 27 ; SEM-III: 23 ; SEM-IV: 27 ; SEM-V: -- ; SEM-VI: -- ; SEM-VII: 27																		
MARKS: SEM-I:451/750; SEM-II:430/750; SEM-III:340/725; SEM-IV:431/900; SEM-V: -- ; SEM-VI: -- ; SEM-VII:490/775; TOTAL: --																		
-----																		
/- FEMALE, #- 0.229, @- 0.5042/0.5043, *- 0.5045, \$- Carried Forward Grade, ~- Dyslexia, A/ABS- Absent, F- Fails, P- Passes																		
RR- Reserved, RLE- Reserve for Lower Examination, RPV- Provisional, RCC- 0.5050, ADC- Admission Cancelled																		
G:Grade, GP:Grade Point, C:Credits, äC:Sum of Credit Points, äCG:Sum of Product of Credits & Grades																		
SGPI:Semester Grade Performance Index = äCG/äC, CGPI:Cumulative Grade Performance Index																		
% Marks : 80 and Above 75-79.99 70-74.99 60-69.99 50-59.99 45-49.99 40-44.99 Less Than 40																		
Grade / Gr. Pt. : O / 10 A / 9 B / 8 C / 7 D / 6 E / 5 P / 4 F / 0																		



SEAT_NO	NAME	<----- Course-I ----->		<----- Course-II ----->		<----- Course-III ----->		<Course-IV>	<Course-V>	TOTAL MARKS
		Th(80/32)	Tw(25/10)	Th(80/32)	Tw(25/10)	Th(80/32)	Tw(25/10)	Th(80/32)	Tw(50/20)	OUT OF 650
		In(20/08)	Or(25/10)	In(20/08)	Or(25/10)	In(20/08)	Or(25/10)	In(20/08)	Or(50/20)	RESULT REMARK
		Total	Total	Total	Total	Total	Total	Total	Total	
		C G GP C*G	C G GP C*G	C G GP C*G	C G GP C*G	C G GP C*G	C G GP C*G	C G GP C*G	C G GP C*G	àC àCG SGPI
01. CE-C801	DES. & DRAW. OF R.C.STRU.	02. CE-C802	CONSTRUCTION MANAGEMENT	04. CE-DL08032	INDUSTRIAL WASTE TREAT.					
10. ILO8021	PROJECT MANAGEMENT	19. CE-P804	PROJECT-PART II							
-----										
6280542 /DUBEY SONI JITENDRA JAYDEVI										
48	21	74	19	58	18	61	40			
18	18	16	20	15	16	14	39		P	495
66	39	90	39	73	34	75	79			
4 C 7 28	1 A 9 9	4 O 10 40	1 A 9 9	4 B 8 32	1 C 7 7	3 A 9 27	6 A 9 54	24	206	8.58
SGPI: SEM-I: 5.63 ; SEM-II: 5.41 ; SEM-III: 5.44 ; SEM-IV: 5.87 ; SEM-V: 6.37 ; SEM-VI: 6.65 ; SEM-VII: 7.67 ; CGPI: 6.42										
CREDITS: SEM-I: 27 ; SEM-II: 27 ; SEM-III: 27 ; SEM-IV: 26 ; SEM-V: 27 ; SEM-VI: 26 ; SEM-VII: 27										
MARKS: SEM-I:422/750; SEM-II:392/750; SEM-III:442/875; SEM-IV:466/850; SEM-V:569/950; SEM-VI:565/925; SEM-VII:531/775; TOTAL: 3882/6525 (59.49%)										
-----										
6280543 /GHODKE SRUTI SANJAY SUREKHA										
67	21	77	21	74	19	58	46			
18	21	16	22	16	18	13	45		P	RLE 552
85	42	93	43	90	37	71	91			
4 O 10 40	1 O 10 10	4 O 10 40	1 O 10 10	4 O 10 40	1 B 8 8	3 B 8 24	6 O 10 60	24	232	9.67
SGPI: SEM-I: 5.43 ; SEM-II: 6.20 ; SEM-III: 5.70 ; SEM-IV: 5.41 ; SEM-V: -- ; SEM-VI: 5.81 ; SEM-VII: 8.11 ; CGPI: --										
CREDITS: SEM-I: 27 ; SEM-II: 27 ; SEM-III: 23 ; SEM-IV: 27 ; SEM-V: -- ; SEM-VI: 26 ; SEM-VII: 27										
MARKS: SEM-I:402/750; SEM-II:447/750; SEM-III:402/725; SEM-IV:461/900; SEM-V: -- ; SEM-VI:514/925; SEM-VII:550/775; TOTAL: --										
-----										
6280544 /KATELA PRANJALI SUNIL SUCHITA										
70	20	77	20	70	20	67	45			
19	21	16	21	15	22	18	44		P	565
89	41	93	41	85	42	85	89			
4 O 10 40	1 O 10 10	4 O 10 40	1 O 10 10	4 O 10 40	1 O 10 10	3 O 10 30	6 O 10 60	24	240	10.00
SGPI: SEM-I: 7.56 ; SEM-II: 7.81 ; SEM-III: 8.04 ; SEM-IV: 7.81 ; SEM-V: 7.33 ; SEM-VI: 7.69 ; SEM-VII: 8.04 ; CGPI: 8.01										
CREDITS: SEM-I: 27 ; SEM-II: 27 ; SEM-III: 23 ; SEM-IV: 27 ; SEM-V: 27 ; SEM-VI: 26 ; SEM-VII: 27										
MARKS: SEM-I:516/750; SEM-II:548/750; SEM-III:528/725; SEM-IV:632/900; SEM-V:641/950; SEM-VI:643/925; SEM-VII:541/775; TOTAL: 4614/6425 (71.81%)										
-----										
/- FEMALE, #- 0.229, @- 0.5042/0.5043, *- 0.5045, \$- Carried Forward Grade, -- Dyslexia, A/ABS- Absent, F- Fails, P- Passes										
RR- Reserved, RLE- Reserve for Lower Examination, RPV- Provisional, RCC- 0.5050, ADC- Admission Cancelled										
G:Grade, GP:Grade Point, C:Credits, àC:Sum of Credit Points, àCG:Sum of Product of Credits & Grades										
SGPI:Semester Grade Performance Index = àCG/àC, CGPI:Cumulative Grade Performance Index										
% Marks : 80 and Above 75-79.99 70-74.99 60-69.99 50-59.99 45-49.99 40-44.99 Less Than 40										
Grade / Gr. Pt. : O / 10 A / 9 B / 8 C / 7 D / 6 E / 5 P / 4 F / 0										

SEAT_NO	NAME	<----- Course-I ----->			<----- Course-II ----->			<----- Course-III ----->			<Course-IV>		<Course-V>		TOTAL MARKS
		Th(80/32)	Tw(25/10)	In(20/08)	Th(80/32)	Tw(25/10)	In(20/08)	Th(80/32)	Tw(25/10)	In(20/08)	Th(80/32)	Tw(50/20)	Or(50/20)	RESULT REMARK	OUT OF 650
		Total	Total	Total	Total	Total	Total	Total	Total	Total	Total	Total	Total		
		C G GP C*G	C G GP C*G	C G GP C*G	C G GP C*G	C G GP C*G	C G GP C*G	C G GP C*G	C G GP C*G	C G GP C*G	C G GP C*G	C G GP C*G	C G GP C*G	àC àCG SGPI	
01. CE-C801	DES. & DRAW. OF R.C.STRU.	02. CE-C802			CONSTRUCTION MANAGEMENT			04. CE-DL08032		INDUSTRIAL WASTE TREAT.					
10. ILO8021	PROJECT MANAGEMENT	19. CE-P804			PROJECT-PART II										
6280545	MACHADO CLOVIS CYRIL CYBLE														
		77	21	80	21	77	20	74	46						
		18	22	15	22	16	22	16	46				P		593
		95	43	95	43	93	42	90	92						
		4 0 10 40	1 0 10 10	4 0 10 40	1 0 10 10	4 0 10 40	1 0 10 10	3 0 10 30	6 0 10 60				24 240 10.00		
		SGPI: SEM-I: 5.94 ; SEM-II: 6.83 ; SEM-III: 6.57 ; SEM-IV: 6.85 ; SEM-V: 7.22 ; SEM-VI: 6.54 ; SEM-VII: 7.63 ; CGPI: 7.17													
		CREDITS: SEM-I: 27 ; SEM-II: 27 ; SEM-III: 23 ; SEM-IV: 27 ; SEM-V: 27 ; SEM-VI: 26 ; SEM-VII: 27													
		MARKS: SEM-I:432/750; SEM-II:460/750; SEM-III:453/725; SEM-IV:570/900; SEM-V:641/950; SEM-VI:582/925; SEM-VII:525/775; TOTAL: 4256/6425 (66.24%)													
6280546	MAHALA SAGAR BABALU SWATI														
		74	21	70	20	77	18	70	43						
		18	20	16	22	17	18	16	44				P		564
		92	41	86	42	94	36	86	87						
		4 0 10 40	1 0 10 10	4 0 10 40	1 0 10 10	4 0 10 40	1 B 8 8	3 0 10 30	6 0 10 60				24 238 9.92		
	(DIPLOMA STUDENT)	SGPI: SEM-III: 6.52 ; SEM-IV: 7.67 ; SEM-V: 6.56 ; SEM-VI: 7.73 ; SEM-VII: 8.37 ; CGPI: 7.79													
		CREDITS: SEM-III: 23 ; SEM-IV: 27 ; SEM-V: 27 ; SEM-VI: 26 ; SEM-VII: 27													
		MARKS: SEM-III:431/725; SEM-IV:603/900; SEM-V:591/950; SEM-VI:637/925; SEM-VII:545/775; TOTAL: 3371/4925 (68.45%)													
6280547	MAKWANA SMAGY ASHOK PUSHPA														
		74	20	70	21	64	21	64	45						
		17	20	18	22	14	21	16	45				P		552
		91	40	88	43	78	42	80	90						
		4 0 10 40	1 0 10 10	4 0 10 40	1 0 10 10	4 A 9 36	1 0 10 10	3 0 10 30	6 0 10 60				24 236 9.83		
		SGPI: SEM-I: 7.89 ; SEM-II: 7.96 ; SEM-III: 8.00 ; SEM-IV: 6.89 ; SEM-V: 6.78 ; SEM-VI: 7.38 ; SEM-VII: 8.04 ; CGPI: 7.82													
		CREDITS: SEM-I: 27 ; SEM-II: 27 ; SEM-III: 23 ; SEM-IV: 27 ; SEM-V: 27 ; SEM-VI: 26 ; SEM-VII: 27													
		MARKS: SEM-I:531/750; SEM-II:544/750; SEM-III:512/725; SEM-IV:584/900; SEM-V:603/950; SEM-VI:628/925; SEM-VII:546/775; TOTAL: 4500/6425 (70.04%)													
/- FEMALE, #- 0.229, @- 0.5042/0.5043, *- 0.5045, \$- Carried Forward Grade, ~- Dyslexia, A/ABS- Absent, F- Fails, P- Passes RR- Reserved, RLE- Reserve for Lower Examination, RPV- Provisional, RCC- 0.5050, ADC- Admission Cancelled G:Grade, GP:Grade Point, C:Credits, àC:Sum of Credit Points, àCG:Sum of Product of Credits & Grades SGPI:Semester Grade Performance Index = àCG/àC, CGPI:Cumulative Grade Performance Index % Marks : 80 and Above 75-79.99 70-74.99 60-69.99 50-59.99 45-49.99 40-44.99 Less Than 40 Grade / Gr. Pt. : O / 10 A / 9 B / 8 C / 7 D / 6 E / 5 P / 4 F / 0															

SEAT_NO	NAME	<----- Course-I ----->		<----- Course-II ----->		<----- Course-III ----->		<Course-IV>	<Course-V>	TOTAL MARKS	RESULT	REMARK	OUT OF 650
		Th(80/32)	Tw(25/10)	Th(80/32)	Tw(25/10)	Th(80/32)	Tw(25/10)	Th(80/32)	Tw(50/20)				
		In(20/08)	Or(25/10)	In(20/08)	Or(25/10)	In(20/08)	Or(25/10)	In(20/08)	Or(50/20)				
		Total	Total	Total	Total	Total	Total	Total	Total				
		C G GP C*G	C G GP C*G	C G GP C*G	C G GP C*G	C G GP C*G	C G GP C*G	C G GP C*G	C G GP C*G		àC	àCG	SGPI
01. CE-C801	DES. & DRAW. OF R.C.STRU.	02. CE-C802	CONSTRUCTION MANAGEMENT	04. CE-DL08032	INDUSTRIAL WASTE TREAT.								
10. ILO8021	PROJECT MANAGEMENT	19. CE-P804	PROJECT-PART II										
6280548 /MEHER PRACHI NARHAR NISHA													
67	19	70	20	61	20	70	40						
15	18	13	21	14	18	12	40	P	RLE				518
82	37	83	41	75	38	82	80						
4 O 10	40 1 B 8 8	4 O 10 40	1 O 10 10	4 A 9 36	1 A 9 9	3 O 10 30	6 O 10 60	24	233	9.71			
SGPI: SEM-I: 5.57 ; SEM-II: 5.74 ; SEM-III: 5.04 ; SEM-IV: 5.40 ; SEM-V: -- ; SEM-VI: 6.35 ; SEM-VII: 6.74 ; CGPI: --													
CREDITS: SEM-I: 27 ; SEM-II: 27 ; SEM-III: 27 ; SEM-IV: 26 ; SEM-V: -- ; SEM-VI: 26 ; SEM-VII: 27													
MARKS: SEM-I:382/750; SEM-II:414/750; SEM-III:427/875; SEM-IV:463/850; SEM-V: -- ; SEM-VI:541/925; SEM-VII:466/775; TOTAL: --													
6280549 PANGAM GAURAV NARAYAN NEETA													
77	21	74	21	70	20	77	44						
16	22	17	20	15	19	18	43	P					574
93	43	91	41	85	39	95	87						
4 O 10	40 1 O 10 10	4 O 10 40	1 O 10 10	4 O 10 40	1 A 9 9	3 O 10 30	6 O 10 60	24	239	9.96			
(DIPLOMA STUDENT)													
SGPI: SEM-III: 6.96 ; SEM-IV: 6.65 ; SEM-V: 6.74 ; SEM-VI: 6.81 ; SEM-VII: 8.04 ; CGPI: 7.50													
CREDITS: SEM-III: 23 ; SEM-IV: 27 ; SEM-V: 27 ; SEM-VI: 26 ; SEM-VII: 27													
MARKS: SEM-III:462/725; SEM-IV:581/900; SEM-V:594/950; SEM-VI:571/925; SEM-VII:552/775; TOTAL: 3334/4925 (67.70%)													
6280550 RATHOD ATISH SANTOSH SHOBHA													
77	20	77	20	77	20	74	44						
18	21	16	19	17	19	19	43	P					581
95	41	93	39	94	39	93	87						
4 O 10	40 1 O 10 10	4 O 10 40	1 A 9 9	4 O 10 40	1 A 9 9	3 O 10 30	6 O 10 60	24	238	9.92			
(DIPLOMA STUDENT)													
SGPI: SEM-III: 6.57 ; SEM-IV: 7.65 ; SEM-V: 7.56 ; SEM-VI: 8.27 ; SEM-VII: 9.04 ; CGPI: 8.18													
CREDITS: SEM-III: 23 ; SEM-IV: 27 ; SEM-V: 27 ; SEM-VI: 26 ; SEM-VII: 27													
MARKS: SEM-III:440/725; SEM-IV:633/900; SEM-V:664/950; SEM-VI:682/925; SEM-VII:611/775; TOTAL: 3611/4925 (73.32%)													
/- FEMALE, #- 0.229, @- 0.5042/0.5043, *- 0.5045, \$- Carried Forward Grade, ~- Dyslexia, A/ABS- Absent, F- Fails, P- Passes													
RR- Reserved, RLE- Reserve for Lower Examination, RPV- Provisional, RCC- 0.5050, ADC- Admission Cancelled													
G:Grade, GP:Grade Point, C:Credits, àC:Sum of Credit Points, àCG:Sum of Product of Credits & Grades													
SGPI:Semester Grade Performance Index = àCG/àC, CGPI:Cumulative Grade Performance Index													
% Marks : 80 and Above 75-79.99 70-74.99 60-69.99 50-59.99 45-49.99 40-44.99 Less Than 40													
Grade / Gr. Pt. : O / 10 A / 9 B / 8 C / 7 D / 6 E / 5 P / 4 F / 0													

SEAT_NO	NAME	<----- Course-I ----->		<----- Course-II ----->		<----- Course-III ----->		<Course-IV>		<Course-V>		TOTAL MARKS
		Th(80/32)	Tw(25/10)	Th(80/32)	Tw(25/10)	Th(80/32)	Tw(25/10)	Th(80/32)	Tw(50/20)	RESULT REMARK		OUT OF 650
		In(20/08)	Or(25/10)	In(20/08)	Or(25/10)	In(20/08)	Or(25/10)	In(20/08)	Or(50/20)			
		Total	Total	Total	Total	Total	Total	Total	Total			
		C G GP C*G	C G GP C*G	C G GP C*G	C G GP C*G	C G GP C*G	C G GP C*G	C G GP C*G	C G GP C*G	àC	àCG	SGPI
01. CE-C801	DES. & DRAW. OF R.C.STRU.	02. CE-C802	CONSTRUCTION MANAGEMENT	04. CE-DL08032	INDUSTRIAL WASTE TREAT.							
10. ILO8021	PROJECT MANAGEMENT	19. CE-P804	PROJECT-PART II									
-----												
6280551	SAWANT JATIN SANJAY ANGELA											
61	18	77	18	64	17	64	39					
16	17	14	20	13	15	12	40	P	RLE			505
77	35	91	38	77	32	76	79					
4 A 9 36	1 B 8 8	4 O 10 40	1 A 9 9	4 A 9 36	1 C 7 7	3 A 9 27	6 A 9 54	24	217	9.04		
SGPI: SEM-I: 6.00 ; SEM-II: 5.72 ; SEM-III: 5.59 ; SEM-IV: 5.44 ; SEM-V: -- ; SEM-VI: -- ; SEM-VII: 7.96 ; CGPI: --												
CREDITS: SEM-I: 27 ; SEM-II: 27 ; SEM-III: 27 ; SEM-IV: 26 ; SEM-V: -- ; SEM-VI: -- ; SEM-VII: 27												
MARKS: SEM-I:445/750; SEM-II:405/750; SEM-III:464/875; SEM-IV:431/850; SEM-V: -- ; SEM-VI: -- ; SEM-VII:542/775; TOTAL: --												
-----												
6280552	TALE ADITYA GOVIND PRATIBHA											
77	19	80	20	70	20	70	45					
19	20	17	20	17	19	18	43	P			574	
96	39	97	40	87	39	88	88					
4 O 10 40	1 A 9 9	4 O 10 40	1 O 10 10	4 O 10 40	1 A 9 9	3 O 10 30	6 O 10 60	24	238	9.92		
(DIPLOMA STUDENT)												
SGPI: SEM-III: 6.35 ; SEM-IV: 7.04 ; SEM-V: 6.96 ; SEM-VI: 7.08 ; SEM-VII: 8.30 ; CGPI: 7.60												
CREDITS: SEM-III: 23 ; SEM-IV: 27 ; SEM-V: 27 ; SEM-VI: 26 ; SEM-VII: 27												
MARKS: SEM-III:425/725; SEM-IV:582/900; SEM-V:619/950; SEM-VI:597/925; SEM-VII:542/775; TOTAL: 3339/4925 (67.80%)												
-----												
6280553	/UMTOL AARTI AMRUT RANJANA											
70	13	74	17	67	17	74	36					
15	18	15	18	10	15	12	38	P	RLE			509
85	31	89	35	77	32	86	74					
4 O 10 40	1 C 7 7	4 O 10 40	1 B 8 8	4 A 9 36	1 C 7 7	3 O 10 30	6 B 8 48	24	216	9.00		
(DIPLOMA STUDENT)												
SGPI: SEM-III: 5.07 ; SEM-IV: 5.17 ; SEM-V: -- ; SEM-VI: 5.07 ; SEM-VII: 6.59 ; CGPI: --												
CREDITS: SEM-III: 27 ; SEM-IV: 26 ; SEM-V: -- ; SEM-VI: 28 ; SEM-VII: 27												
MARKS: SEM-III:427/875; SEM-IV:436/850; SEM-V: -- ; SEM-VI:450/875; SEM-VII:457/775; TOTAL: --												
-----												
/- FEMALE, #- 0.229, @- 0.5042/0.5043, *- 0.5045, \$- Carried Forward Grade, -- Dyslexia, A/ABS- Absent, F- Fails, P- Passes												
RR- Reserved, RLE- Reserve for Lower Examination, RPV- Provisional, RCC- 0.5050, ADC- Admission Cancelled												
G:Grade, GP:Grade Point, C:Credits, àC:Sum of Credit Points, àCG:Sum of Product of Credits & Grades												
SGPI:Semester Grade Performance Index = àCG/àC, CGPI:Cumulative Grade Performance Index												
% Marks : 80 and Above 75-79.99 70-74.99 60-69.99 50-59.99 45-49.99 40-44.99 Less Than 40												
Grade / Gr. Pt. : O / 10 A / 9 B / 8 C / 7 D / 6 E / 5 P / 4 F / 0												

SEAT_NO	NAME	<----- Course-I ----->			<----- Course-II ----->			<----- Course-III ----->			<Course-IV>		<Course-V>		TOTAL MARKS
		Th(80/32)	Tw(25/10)	In(20/08)	Th(80/32)	Tw(25/10)	In(20/08)	Th(80/32)	Tw(25/10)	In(20/08)	Th(80/32)	Tw(50/20)	Or(50/20)	RESULT REMARK	OUT OF 650
		Total	Total	Total	Total	Total	Total	Total	Total	Total	Total	Total	Total		
		C G GP C*G	C G GP C*G	C G GP C*G	C G GP C*G	C G GP C*G	C G GP C*G	C G GP C*G	C G GP C*G	C G GP C*G	C G GP C*G	C G GP C*G	C G GP C*G	àC àCG SGPI	
01. CE-C801	DES. & DRAW. OF R.C.STRU.	02. CE-C802	CONSTRUCTION MANAGEMENT	04. CE-DLO8032	INDUSTRIAL WASTE TREAT.										
10. ILO8021	PROJECT MANAGEMENT	19. CE-P804	PROJECT-PART II												
-----															
6280554 /VAIDYA SANIYA HEMANT SWAPNA															
		77	21	77	21	70	19	61	46						
		18	21	17	21	16	20	15	42				P		562
		95	42	94	42	86	39	76	88						
		4 0 10 40	1 0 10 10	4 0 10 40	1 0 10 10	4 0 10 40	1 A 9 9	3 A 9 27	6 0 10 60				24 236		9.83
SGPI: SEM-I: 7.30 ; SEM-II: 6.57 ; SEM-III: 7.52 ; SEM-IV: 6.96 ; SEM-V: 8.04 ; SEM-VI: 7.69 ; SEM-VII: 7.52 ; CGPI: 7.65 @0.10															
CREDITS: SEM-I: 27 ; SEM-II: 27 ; SEM-III: 23 ; SEM-IV: 27 ; SEM-V: 27 ; SEM-VI: 26 ; SEM-VII: 27															
MARKS: SEM-I:513/750; SEM-II:453/750; SEM-III:496/725; SEM-IV:581/900; SEM-V:684/950; SEM-VI:649/925; SEM-VII:512/775; TOTAL: 4450/6425 (69.26%)															
-----															
6280555 YADAV PANKAJ DAYARAM VIDYA DEVI															
		61	20	80	21	58	20	74	44						
		16	22	16	21	13	20	17	45				P		548
		77	42	96	42	71	40	91	89						
		4 A 9 36	1 0 10 10	4 0 10 40	1 0 10 10	4 B 8 32	1 0 10 10	3 0 10 30	6 0 10 60				24 228		9.50
SGPI: SEM-I: 7.48 ; SEM-II: 9.07 ; SEM-III: 9.43 ; SEM-IV: 8.28 ; SEM-V: 8.41 ; SEM-VI: 8.62 ; SEM-VII: 9.07 ; CGPI: 8.71															
CREDITS: SEM-I: 27 ; SEM-II: 27 ; SEM-III: 23 ; SEM-IV: 27 ; SEM-V: 27 ; SEM-VI: 26 ; SEM-VII: 27															
MARKS: SEM-I:530/750; SEM-II:600/750; SEM-III:594/725; SEM-IV:681/900; SEM-V:714/950; SEM-VI:704/925; SEM-VII:616/775; TOTAL: 4987/6425 (77.62%)															
-----															
01. CE-C801	DES. & DRAW. OF R.C.STRU.	02. CE-C802	CONSTRUCTION MANAGEMENT	04. CE-DLO8032	INDUSTRIAL WASTE TREAT.										
18. ILO8029	ENVIRONMENT MANAGEMENT	19. CE-P804	PROJECT-PART II												
-----															
6280556 /ALAVE YOGITA BHIVA VAISHALI															
		74	22	77	23	64	21	77	46						
		20	23	19	23	17	22	16	47				P		591
		94	45	96	46	81	43	93	93						
		4 0 10 40	1 0 10 10	4 0 10 40	1 0 10 10	4 0 10 40	1 0 10 10	3 0 10 30	6 0 10 60				24 240		10.00
(DIPLOMA STUDENT)															
SGPI: SEM-III: 7.96 ; SEM-IV: 8.30 ; SEM-V: 8.11 ; SEM-VI: 8.54 ; SEM-VII: 8.15 ; CGPI: 8.50															
CREDITS: SEM-III: 23 ; SEM-IV: 27 ; SEM-V: 27 ; SEM-VI: 26 ; SEM-VII: 27															
MARKS: SEM-III:505/725; SEM-IV:669/900; SEM-V:706/950; SEM-VI:713/925; SEM-VII:580/775; TOTAL: 3764/4925 (76.43%)															
-----															
/- FEMALE, #- 0.229, @- 0.5042/0.5043, *- 0.5045, \$- Carried Forward Grade, ~- Dyslexia, A/ABS- Absent, F- Fails, P- Passes															
RR- Reserved, RLE- Reserve for Lower Examination, RPV- Provisional, RCC- 0.5050, ADC- Admission Cancelled															
G:Grade, GP:Grade Point, C:Credits, àC:Sum of Credit Points, àCG:Sum of Product of Credits & Grades															
SGPI:Semester Grade Performance Index = àCG/àC, CGPI:Cumulative Grade Performance Index															
% Marks : 80 and Above 75-79.99 70-74.99 60-69.99 50-59.99 45-49.99 40-44.99 Less Than 40															
Grade / Gr. Pt. : O / 10 A / 9 B / 8 C / 7 D / 6 E / 5 P / 4 F / 0															

SEAT_NO	NAME	<----- Course-I ----->		<----- Course-II ----->		<----- Course-III ----->		<Course-IV>	<Course-V>	TOTAL MARKS
		Th(80/32)	Tw(25/10)	Th(80/32)	Tw(25/10)	Th(80/32)	Tw(25/10)	Th(80/32)	Tw(50/20)	OUT OF 650
		In(20/08)	Or(25/10)	In(20/08)	Or(25/10)	In(20/08)	Or(25/10)	In(20/08)	Or(50/20)	RESULT REMARK
		Total	Total	Total	Total	Total	Total	Total	Total	
		C G GP C*G	C G GP C*G	C G GP C*G	C G GP C*G	C G GP C*G	C G GP C*G	C G GP C*G	C G GP C*G	àC àCG SGPI
01. CE-C801	DES. & DRAW. OF R.C.STRU.	02. CE-C802	CONSTRUCTION MANAGEMENT	04. CE-DL08032	INDUSTRIAL WASTE TREAT.					
18. ILO8029	ENVIRONMENT MANAGEMENT	19. CE-P804	PROJECT-PART II							
6280557	BHARMAL AKASH PRAKASH KAMAL									
		70	18	67	18	61	18	67	42	
		16	17	13	20	15	18	14	42	P RLE 516
		86	35	80	38	76	36	81	84	
		4 O 10	40 1 B 8 8	4 O 10	40 1 A 9 9	4 A 9	36 1 B 8 8	3 O 10	30 6 O 10 60	24 231 9.63
		SGPI: SEM-I: 5.98 ; SEM-II: 6.09 ; SEM-III: 5.74 ; SEM-IV: 5.26 ; SEM-V: 5.26 ; SEM-VI: -- ; SEM-VII: 6.85 ; CGPI: --								
		CREDITS: SEM-I: 27 ; SEM-II: 27 ; SEM-III: 23 ; SEM-IV: 27 ; SEM-V: 27 ; SEM-VI: -- ; SEM-VII: 27								
		MARKS: SEM-I:409/750; SEM-II:430/750; SEM-III:390/725; SEM-IV:452/900; SEM-V:475/950; SEM-VI: -- ; SEM-VII:476/775; TOTAL: --								
6280558	BHISE KAMESH DEEPAK PUSHPA									
		77	19	80	20	64	20	77	44	
		16	16	13	18	14	18	13	44	P 553
		93	35	93	38	78	38	90	88	
		4 O 10	40 1 B 8 8	4 O 10	40 1 A 9 9	4 A 9	36 1 A 9 9	3 O 10	30 6 O 10 60	24 232 9.67
		SGPI: SEM-I: 6.59 ; SEM-II: 7.13 ; SEM-III: 8.70 ; SEM-IV: 7.15 ; SEM-V: 7.41 ; SEM-VI: 6.81 ; SEM-VII: 7.07 ; CGPI: 7.52								
		CREDITS: SEM-I: 27 ; SEM-II: 27 ; SEM-III: 23 ; SEM-IV: 27 ; SEM-V: 27 ; SEM-VI: 26 ; SEM-VII: 27								
		MARKS: SEM-I:450/750; SEM-II:487/750; SEM-III:539/725; SEM-IV:597/900; SEM-V:614/950; SEM-VI:583/925; SEM-VII:493/775; TOTAL: 4316/6425 (67.18%)								
6280559	BIRADAR RAHUL CHANNAYYA SUNITA									
		70	20	74	20	74	20	70	45	
		17	18	18	20	15	22	16	45	P 564
		87	38	92	40	89	42	86	90	
		4 O 10	40 1 A 9 9	4 O 10	40 1 O 10 10	4 O 10	40 1 O 10 10	3 O 10	30 6 O 10 60	24 239 9.96
		SGPI: SEM-I: 7.17 ; SEM-II: 7.87 ; SEM-III: 7.09 ; SEM-IV: 6.67 ; SEM-V: 6.81 ; SEM-VI: 6.69 ; SEM-VII: 8.19 ; CGPI: 7.53								
		CREDITS: SEM-I: 27 ; SEM-II: 27 ; SEM-III: 23 ; SEM-IV: 27 ; SEM-V: 27 ; SEM-VI: 26 ; SEM-VII: 27								
		MARKS: SEM-I:484/750; SEM-II:518/750; SEM-III:473/725; SEM-IV:564/900; SEM-V:582/950; SEM-VI:571/925; SEM-VII:560/775; TOTAL: 4316/6425 (67.18%)								
/- FEMALE, #- 0.229, @- 0.5042/0.5043, *- 0.5045, \$- Carried Forward Grade, -- Dyslexia, A/ABS- Absent, F- Fails, P- Passes										
RR- Reserved, RLE- Reserve for Lower Examination, RPV- Provisional, RCC- 0.5050, ADC- Admission Cancelled										
G:Grade, GP:Grade Point, C:Credits, àC:Sum of Credit Points, àCG:Sum of Product of Credits & Grades										
SGPI:Semester Grade Performance Index = àCG/àC, CGPI:Cumulative Grade Performance Index										
% Marks : 80 and Above 75-79.99 70-74.99 60-69.99 50-59.99 45-49.99 40-44.99 Less Than 40										
Grade / Gr. Pt. : O / 10 A / 9 B / 8 C / 7 D / 6 E / 5 P / 4 F / 0										

SEAT_NO	NAME	<---- Course-I ---->		<---- Course-II ---->		<---- Course-III ---->		<Course-IV>	<Course-V>	TOTAL MARKS
		Th(80/32)	Tw(25/10)	Th(80/32)	Tw(25/10)	Th(80/32)	Tw(25/10)	Th(80/32)	Tw(50/20)	OUT OF 650
		In(20/08)	Or(25/10)	In(20/08)	Or(25/10)	In(20/08)	Or(25/10)	In(20/08)	Or(50/20)	RESULT REMARK
		Total	Total	Total	Total	Total	Total	Total	Total	
		C G GP C*G	C G GP C*G	C G GP C*G	C G GP C*G	C G GP C*G	C G GP C*G	C G GP C*G	C G GP C*G	àC àCG SGPI
01. CE-C801	DES. & DRAW. OF R.C.STRU.	02. CE-C802	CONSTRUCTION MANAGEMENT	04. CE-DL08032	INDUSTRIAL WASTE TREAT.					
18. ILO8029	ENVIRONMENT MANAGEMENT	19. CE-P804	PROJECT-PART II							
-----										
6280560	BIRHADE HIMANI RAJENDRA SANGITA									
77	21	77	20	67	20	80	47			
17	20	17	22	15	20	15	45	P		580
94	41	94	42	82	40	95	92			
4 O 10 40	1 O 10 10	4 O 10 40	1 O 10 10	4 O 10 40	1 O 10 10	3 O 10 30	6 O 10 60	24	240	10.00
SGPI: SEM-I: 7.48 ; SEM-II: 8.07 ; SEM-III: 9.00 ; SEM-IV: 7.61 ; SEM-V: 7.22 ; SEM-VI: 7.42 ; SEM-VII: 8.37 ; CGPI: 8.11										
CREDITS: SEM-I: 27 ; SEM-II: 27 ; SEM-III: 23 ; SEM-IV: 27 ; SEM-V: 27 ; SEM-VI: 26 ; SEM-VII: 27										
MARKS: SEM-I:515/750; SEM-II:541/750; SEM-III:563/725; SEM-IV:620/900; SEM-V:633/950; SEM-VI:639/925; SEM-VII:560/775; TOTAL: 4651/6425 (72.39%)										
-----										
6280561	CHAURASIYA GOVIND JAGDAMBA RADHIKA DEVI									
67	21	80	21	54	19	77	44			
18	23	16	21	14	18	15	45	P		553
85	44	96	42	68	37	92	89			
4 O 10 40	1 O 10 10	4 O 10 40	1 O 10 10	4 C 7 28	1 B 8 8	3 O 10 30	6 O 10 60	24	226	9.42
SGPI: SEM-I: 6.72 ; SEM-II: 6.11 ; SEM-III: 6.78 ; SEM-IV: 7.69 ; SEM-V: 7.37 ; SEM-VI: 7.54 ; SEM-VII: 8.07 ; CGPI: 7.45										
CREDITS: SEM-I: 27 ; SEM-II: 27 ; SEM-III: 23 ; SEM-IV: 27 ; SEM-V: 27 ; SEM-VI: 26 ; SEM-VII: 27										
MARKS: SEM-I:460/750; SEM-II:422/750; SEM-III:474/725; SEM-IV:638/900; SEM-V:642/950; SEM-VI:646/925; SEM-VII:575/775; TOTAL: 4410/6425 (68.64%)										
-----										
6280562	CHOUDHARY KRISHANA OKHARAM MEERA									
67	11	77	13	61	14	74	36			
9	12	15	15	9	14	15	37	P	RLE	479
76	23	92	28	70	28	89	73			
4 A 9 36	1 E 5 5	4 O 10 40	1 D 6 6	4 B 8 32	1 D 6 6	3 O 10 30	6 B 8 48	24	203	8.46
SGPI: SEM-I: 5.04 ; SEM-II: 5.63 ; SEM-III: 4.59 ; SEM-IV: 4.87 ; SEM-V: -- ; SEM-VI: 4.86 ; SEM-VII: 6.22 ; CGPI: --										
CREDITS: SEM-I: 27 ; SEM-II: 27 ; SEM-III: 27 ; SEM-IV: 26 ; SEM-V: -- ; SEM-VI: 28 ; SEM-VII: 27										
MARKS: SEM-I:388/750; SEM-II:392/750; SEM-III:400/875; SEM-IV:390/850; SEM-V: -- ; SEM-VI:424/875; SEM-VII:435/775; TOTAL: --										
-----										
/- FEMALE, #- 0.229, @- 0.5042/0.5043, *- 0.5045, \$- Carried Forward Grade, -- Dyslexia, A/ABS- Absent, F- Fails, P- Passes										
RR- Reserved, RLE- Reserve for Lower Examination, RPV- Provisional, RCC- 0.5050, ADC- Admission Cancelled										
G:Grade, GP:Grade Point, C:Credits, àC:Sum of Credit Points, àCG:Sum of Product of Credits & Grades										
SGPI:Semester Grade Performance Index = àCG/àC, CGPI:Cumulative Grade Performance Index										
% Marks : 80 and Above 75-79.99 70-74.99 60-69.99 50-59.99 45-49.99 40-44.99 Less Than 40										
Grade / Gr. Pt. : O / 10 A / 9 B / 8 C / 7 D / 6 E / 5 P / 4 F / 0										

SEAT_NO	NAME	<---- Course-I ---->			<---- Course-II ---->			<---- Course-III ---->			<Course-IV>	<Course-V>	TOTAL MARKS
		Th(80/32)	Tw(25/10)	In(20/08)	Th(80/32)	Tw(25/10)	In(20/08)	Th(80/32)	Tw(25/10)	In(20/08)	Th(80/32)	Tw(50/20)	OUT OF 650
		Total	Total	Total	Total	Total	Total	Total	Total	Total	Total	Total	RESULT REMARK
		C G GP C*G	C G GP C*G	C G GP C*G	C G GP C*G	C G GP C*G	C G GP C*G	C G GP C*G	C G GP C*G	C G GP C*G	C G GP C*G	C G GP C*G	àC àCG SGPI
01. CE-C801	DES. & DRAW. OF R.C.STRU.	02. CE-C802	CONSTRUCTION MANAGEMENT			04. CE-DL08032	INDUSTRIAL WASTE TREAT.						
18. ILO8029	ENVIRONMENT MANAGEMENT	19. CE-P804	PROJECT-PART II										
6280563	GAIKWAD RAJESH MOTIRAM SUSHILA												
		74	21	80	22	67	20	80	45				
		19	21	17	20	16	18	16	43	P		579	
		93	42	97	42	83	38	96	88				
		4 0 10	40 1 0 10	10 4 0 10	40 1 0 10	10 4 0 10	40 1 A 9	9 3 0 10	30 6 0 10	60 24	239	9.96	
		SGPI: SEM-I: 5.76 ; SEM-II: 6.33 ; SEM-III: 6.43 ; SEM-IV: 6.85 ; SEM-V: 7.70 ; SEM-VI: 7.77 ; SEM-VII: 9.00 ; CGPI: 7.46											
		CREDITS: SEM-I: 27 ; SEM-II: 27 ; SEM-III: 23 ; SEM-IV: 27 ; SEM-V: 27 ; SEM-VI: 26 ; SEM-VII: 27											
		MARKS: SEM-I:430/750; SEM-II:446/750; SEM-III:437/725; SEM-IV:577/900; SEM-V:668/950; SEM-VI:660/925; SEM-VII:593/775; TOTAL: 4390/6425 (68.33%)											
6280564	GANIGA SUSHANT SHANKAR SUDHA												
		80	19	80	22	77	19	80	46				
		18	20	18	21	15	18	14	47	P		594	
		98	39	98	43	92	37	94	93				
		4 0 10	40 1 A 9	9 4 0 10	40 1 0 10	10 4 0 10	40 1 B 8	8 3 0 10	30 6 0 10	60 24	237	9.88	
		SGPI: SEM-I: 8.26 ; SEM-II: 8.48 ; SEM-III: 9.00 ; SEM-IV: 9.13 ; SEM-V: 8.07 ; SEM-VI: 8.46 ; SEM-VII: 9.11 ; CGPI: 8.78											
		CREDITS: SEM-I: 27 ; SEM-II: 27 ; SEM-III: 23 ; SEM-IV: 27 ; SEM-V: 27 ; SEM-VI: 26 ; SEM-VII: 27											
		MARKS: SEM-I:574/750; SEM-II:571/750; SEM-III:574/725; SEM-IV:731/900; SEM-V:717/950; SEM-VI:697/925; SEM-VII:615/775; TOTAL: 5073/6425 (78.96%)											
6280565	KADU NINAD VIVEK GEETA												
		74	21	74	23	74	21	74	46				
		18	20	19	21	15	21	17	47	P		585	
		92	41	93	44	89	42	91	93				
		4 0 10	40 1 0 10	10 4 0 10	40 1 0 10	10 4 0 10	40 1 0 10	10 3 0 10	30 6 0 10	60 24	240	10.00	
		SGPI: SEM-I: 8.28 ; SEM-II: 8.19 ; SEM-III: 8.78 ; SEM-IV: 8.44 ; SEM-V: 7.85 ; SEM-VI: 7.65 ; SEM-VII: 8.96 ; CGPI: 8.50											
		CREDITS: SEM-I: 27 ; SEM-II: 27 ; SEM-III: 23 ; SEM-IV: 27 ; SEM-V: 27 ; SEM-VI: 26 ; SEM-VII: 27											
		MARKS: SEM-I:558/750; SEM-II:553/750; SEM-III:568/725; SEM-IV:679/900; SEM-V:676/950; SEM-VI:636/925; SEM-VII:602/775; TOTAL: 4857/6425 (75.60%)											
/- FEMALE, #- 0.229, @- 0.5042/0.5043, *- 0.5045, \$- Carried Forward Grade, -- Dyslexia, A/ABS- Absent, F- Fails, P- Passes RR- Reserved, RLE- Reserve for Lower Examination, RPV- Provisional, RCC- 0.5050, ADC- Admission Cancelled G:Grade, GP:Grade Point, C:Credits, àC:Sum of Credit Points, àCG:Sum of Product of Credits & Grades SGPI:Semester Grade Performance Index = àCG/àC, CGPI:Cumulative Grade Performance Index % Marks : 80 and Above 75-79.99 70-74.99 60-69.99 50-59.99 45-49.99 40-44.99 Less Than 40 Grade / Gr. Pt. : O / 10 A / 9 B / 8 C / 7 D / 6 E / 5 P / 4 F / 0													



SEAT_NO	NAME	<----- Course-I ----->			<----- Course-II ----->			<----- Course-III ----->			<Course-IV>		<Course-V>		TOTAL MARKS		
		Th(80/32)	Tw(25/10)	In(20/08)	Th(80/32)	Tw(25/10)	In(20/08)	Th(80/32)	Tw(25/10)	In(20/08)	Th(80/32)	Tw(50/20)	Or(50/20)	RESULT	REMARK	OUT OF 650	
		Total	Total	Total	Total	Total	Total	Total	Total	Total	Total	Total					
		C G GP C*G	C G GP C*G	C G GP C*G	C G GP C*G	C G GP C*G	C G GP C*G	C G GP C*G	C G GP C*G	C G GP C*G	C G GP C*G	C G GP C*G		àC	àCG	SGPI	
01. CE-C801	DES. & DRAW. OF R.C.STRU.	02. CE-C802			CONSTRUCTION MANAGEMENT			04. CE-DL08032		INDUSTRIAL WASTE TREAT.							
18. ILO8029	ENVIRONMENT MANAGEMENT	19. CE-P804			PROJECT-PART II												
6280566 KHATARKAR LOVELESH RAJESH NISHA																	
		77	19	80	22	67	18	77	45								
		18	21	18	23	15	19	14	45				P			578	
		95	40	98	45	82	37	91	90								
		4 0 10	40 1 0 10	10 4 0 10	40 1 0 10	10 4 0 10	40 1 B 8	8 3 0 10	30 6 0 10	60 24	238	9.92					
SGPI: SEM-I: 7.57 ; SEM-II: 7.93 ; SEM-III: 6.13 ; SEM-IV: 6.69 ; SEM-V: 6.52 ; SEM-VI: 6.50 ; SEM-VII: 9.00 ; CGPI: 7.53																	
CREDITS: SEM-I: 27 ; SEM-II: 27 ; SEM-III: 23 ; SEM-IV: 27 ; SEM-V: 27 ; SEM-VI: 26 ; SEM-VII: 27																	
MARKS: SEM-I:506/750; SEM-II:534/750; SEM-III:425/725; SEM-IV:563/900; SEM-V:579/950; SEM-VI:561/925; SEM-VII:600/775; TOTAL: 4346/6425 (67.64%)																	
6280567 /MAHIMKAR SANIKA SHEKHAR CHARULATA																	
		70	19	80	22	74	20	77	45								
		16	22	17	22	17	20	15	46				P			582	
		86	41	97	44	91	40	92	91								
		4 0 10	40 1 0 10	10 4 0 10	40 1 0 10	10 4 0 10	40 1 0 10	10 3 0 10	30 6 0 10	60 24	240	10.00					
(DIPLOMA STUDENT)																	
SGPI: SEM-III: 7.39 ; SEM-IV: 7.06 ; SEM-V: 7.33 ; SEM-VI: 7.23 ; SEM-VII: 8.19 ; CGPI: 7.84																	
CREDITS: SEM-III: 23 ; SEM-IV: 27 ; SEM-V: 27 ; SEM-VI: 26 ; SEM-VII: 27																	
MARKS: SEM-III:487/725; SEM-IV:582/900; SEM-V:641/950; SEM-VI:620/925; SEM-VII:552/775; TOTAL: 3464/4925 (70.34%)																	
6280568 /MALANKAR MIHIKA NITIN NAMRATA																	
		70	21	80	22	70	21	77	45								
		18	23	16	22	16	22	17	46				P			586	
		88	44	96	44	86	43	94	91								
		4 0 10	40 1 0 10	10 4 0 10	40 1 0 10	10 4 0 10	40 1 0 10	10 3 0 10	30 6 0 10	60 24	240	10.00					
SGPI: SEM-I: 7.48 ; SEM-II: 7.41 ; SEM-III: 7.33 ; SEM-IV: 8.12 ; SEM-V: 7.85 ; SEM-VI: 7.62 ; SEM-VII: 8.00 ; CGPI: 7.95																	
CREDITS: SEM-I: 27 ; SEM-II: 27 ; SEM-III: 27 ; SEM-IV: 26 ; SEM-V: 27 ; SEM-VI: 26 ; SEM-VII: 27																	
MARKS: SEM-I:510/750; SEM-II:513/750; SEM-III:527/875; SEM-IV:624/850; SEM-V:669/950; SEM-VI:642/925; SEM-VII:556/775; TOTAL: 4627/6525 (70.91%)																	
/- FEMALE, #- 0.229, @- 0.5042/0.5043, *- 0.5045, \$- Carried Forward Grade, ~- Dyslexia, A/ABS- Absent, F- Fails, P- Passes																	
RR- Reserved, RLE- Reserve for Lower Examination, RPV- Provisional, RCC- 0.5050, ADC- Admission Cancelled																	
G:Grade, GP:Grade Point, C:Credits, àC:Sum of Credit Points, àCG:Sum of Product of Credits & Grades																	
SGPI:Semester Grade Performance Index = àCG/àC, CGPI:Cumulative Grade Performance Index																	
% Marks : 80 and Above 75-79.99 70-74.99 60-69.99 50-59.99 45-49.99 40-44.99 Less Than 40																	
Grade / Gr. Pt. : O / 10 A / 9 B / 8 C / 7 D / 6 E / 5 P / 4 F / 0																	

SEAT NO	NAME	<--- Course-I --->		<--- Course-II --->		<--- Course-III --->		<Course-IV>	<Course-V>	TOTAL MARKS
		Th(80/32)	Tw(25/10)	Th(80/32)	Tw(25/10)	Th(80/32)	Tw(25/10)	Th(80/32)	Tw(50/20)	OUT OF 650
		In(20/08)	Or(25/10)	In(20/08)	Or(25/10)	In(20/08)	Or(25/10)	In(20/08)	Or(50/20)	RESULT REMARK
		Total	Total	Total	Total	Total	Total	Total	Total	
		C G GP C*G	C G GP C*G	C G GP C*G	C G GP C*G	C G GP C*G	C G GP C*G	C G GP C*G	C G GP C*G	àC àCG SGPI
01. CE-C801	DES. & DRAW. OF R.C.STRU.	02. CE-C802	CONSTRUCTION MANAGEMENT		04. CE-DL08032	INDUSTRIAL WASTE TREAT.				
18. ILO8029	ENVIRONMENT MANAGEMENT	19. CE-P804	PROJECT-PART II							
6280569	MHETRE SANGRAM SHIVAJI PADMINIBAI									
		70	21	77	20	64	19	77	45	
		15	20	18	19	12	18	15	42	P
		85	41	95	39	76	37	92	87	552
		4 0 10	40 1 0 10	10 4 0 10	40 1 A 9	9 4 A 9	36 1 B 8	8 3 0 10	30 6 0 10	60 24 233
										9.71
		SGPI: SEM-I: 6.07 ; SEM-II: 6.35 ; SEM-III: 5.35 ; SEM-IV: 6.04 ; SEM-V: 6.56 ; SEM-VI: 5.88 ; SEM-VII: 7.48 ; CGPI: 6.67 @0.08								
		CREDITS: SEM-I: 27 ; SEM-II: 27 ; SEM-III: 23 ; SEM-IV: 27 ; SEM-V: 27 ; SEM-VI: 26 ; SEM-VII: 27								
		MARKS: SEM-I:428/750; SEM-II:444/750; SEM-III:375/725; SEM-IV:516/900; SEM-V:583/950; SEM-VI:523/925; SEM-VII:513/775; TOTAL: 3934/6425 (61.23%)								
6280570	NEMAN MEHUL SURESH SULOCHANA									
		67	21	74	22	74	21	77	45	
		19	21	17	20	14	21	14	42	P
		86	42	91	42	88	42	91	87	569
		4 0 10	40 1 0 10	10 4 0 10	40 1 0 10	10 4 0 10	40 1 0 10	10 3 0 10	30 6 0 10	60 24 240
										10.00
		SGPI: SEM-I: 7.07 ; SEM-II: 8.63 ; SEM-III: 8.57 ; SEM-IV: 8.81 ; SEM-V: 8.37 ; SEM-VI: 8.62 ; SEM-VII: 8.70 ; CGPI: 8.58								
		CREDITS: SEM-I: 27 ; SEM-II: 27 ; SEM-III: 23 ; SEM-IV: 27 ; SEM-V: 27 ; SEM-VI: 26 ; SEM-VII: 27								
		MARKS: SEM-I:500/750; SEM-II:576/750; SEM-III:552/725; SEM-IV:702/900; SEM-V:708/950; SEM-VI:716/925; SEM-VII:581/775; TOTAL: 4904/6425 (76.33%)								
6280571	/PATIL KETKI SANJAY UJJWALA									
		77	21	80	22	61	21	80	45	
		17	21	16	22	14	20	15	44	P
		94	42	96	44	75	41	95	89	576
		4 0 10	40 1 0 10	10 4 0 10	40 1 0 10	10 4 A 9	36 1 0 10	10 3 0 10	30 6 0 10	60 24 236
										9.83
		SGPI: SEM-I: 6.15 ; SEM-II: 6.52 ; SEM-III: 5.87 ; SEM-IV: 6.59 ; SEM-V: 7.07 ; SEM-VI: 7.31 ; SEM-VII: 8.04 ; CGPI: 7.16								
		CREDITS: SEM-I: 27 ; SEM-II: 27 ; SEM-III: 23 ; SEM-IV: 27 ; SEM-V: 27 ; SEM-VI: 26 ; SEM-VII: 27								
		MARKS: SEM-I:438/750; SEM-II:459/750; SEM-III:406/725; SEM-IV:551/900; SEM-V:619/950; SEM-VI:625/925; SEM-VII:557/775; TOTAL: 4231/6425 (65.85%)								
/- FEMALE, #- 0.229, @- 0.5042/0.5043, *- 0.5045, \$- Carried Forward Grade, -- Dyslexia, A/ABS- Absent, F- Fails, P- Passes RR- Reserved, RLE- Reserve for Lower Examination, RPV- Provisional, RCC- 0.5050, ADC- Admission Cancelled G:Grade, GP:Grade Point, C:Credits, àC:Sum of Credit Points, àCG:Sum of Product of Credits & Grades SGPI:Semester Grade Performance Index = àCG/àC, CGPI:Cumulative Grade Performance Index % Marks : 80 and Above 75-79.99 70-74.99 60-69.99 50-59.99 45-49.99 40-44.99 Less Than 40 Grade / Gr. Pt. : O / 10 A / 9 B / 8 C / 7 D / 6 E / 5 P / 4 F / 0										

SEAT_NO	NAME	<----- Course-I ----->			<----- Course-II ----->			<----- Course-III ----->			<Course-IV>		<Course-V>		TOTAL MARKS		
		Th(80/32)	Tw(25/10)	In(20/08)	Th(80/32)	Tw(25/10)	In(20/08)	Th(80/32)	Tw(25/10)	In(20/08)	Th(80/32)	Tw(50/20)	Or(50/20)	RESULT	REMARK	OUT OF 650	
		Total	Total	Total	Total	Total	Total	Total	Total	Total	Total	Total					
		C G GP C*G	C G GP C*G	C G GP C*G	C G GP C*G	C G GP C*G	C G GP C*G	C G GP C*G	C G GP C*G	C G GP C*G	C G GP C*G	C G GP C*G		àC	àCG	SGPI	
01. CE-C801	DES. & DRAW. OF R.C.STRU.	02. CE-C802	CONSTRUCTION MANAGEMENT		04. CE-DL08032	INDUSTRIAL WASTE TREAT.											
18. ILO8029	ENVIRONMENT MANAGEMENT	19. CE-P804	PROJECT-PART II														
6280572	PATIL PRATIK VILAS LINA																
70	19	74	20	64	20	70	45										
19	20	18	21	14	22	17	42	P						555			
89	39	92	41	78	42	87	87										
4 O 10	40 1 A 9	9 4 O 10	40 1 O 10	10 4 A 9	36 1 O 10	10 3 O 10	30 6 O 10	60 24	235	9.79							
SGPI: SEM-I: 6.41 ; SEM-II: 8.00 ; SEM-III: 7.26 ; SEM-IV: 7.06 ; SEM-V: 7.41 ; SEM-VI: 7.96 ; SEM-VII: 8.15 ; CGPI: 7.73 @0.02																	
CREDITS: SEM-I: 27 ; SEM-II: 27 ; SEM-III: 23 ; SEM-IV: 27 ; SEM-V: 27 ; SEM-VI: 26 ; SEM-VII: 27																	
MARKS: SEM-I:452/750; SEM-II:540/750; SEM-III:482/725; SEM-IV:581/900; SEM-V:645/950; SEM-VI:665/925; SEM-VII:566/775; TOTAL: 4486/6425 (69.82%)																	
6280573	PATIL PRUTHVIRAJ JITENDRA MINAKSHI																
74	19	74	20	70	19	67	46										
17	20	15	21	13	19	15	46	P						555			
91	39	89	41	83	38	82	92										
4 O 10	40 1 A 9	9 4 O 10	40 1 O 10	10 4 O 10	40 1 A 9	9 3 O 10	30 6 O 10	60 24	238	9.92							
SGPI: SEM-I: 7.22 ; SEM-II: 7.59 ; SEM-III: 7.78 ; SEM-IV: 7.63 ; SEM-V: 7.00 ; SEM-VI: 7.54 ; SEM-VII: 7.63 ; CGPI: 7.76																	
CREDITS: SEM-I: 27 ; SEM-II: 27 ; SEM-III: 23 ; SEM-IV: 27 ; SEM-V: 27 ; SEM-VI: 26 ; SEM-VII: 27																	
MARKS: SEM-I:503/750; SEM-II:512/750; SEM-III:508/725; SEM-IV:627/900; SEM-V:611/950; SEM-VI:624/925; SEM-VII:531/775; TOTAL: 4471/6425 (69.59%)																	
6280574	PATIL SWAGAT MADHUKAR CHHAYA																
74	19	77	20	70	19	77	46										
18	22	18	21	12	18	13	45	P						569			
92	41	95	41	82	37	90	91										
4 O 10	40 1 O 10	10 4 O 10	40 1 O 10	10 4 O 10	40 1 B 8	8 3 O 10	30 6 O 10	60 24	238	9.92							
(DIPLOMA STUDENT)																	
SGPI: SEM-III: 6.70 ; SEM-IV: 6.44 ; SEM-V: 6.22 ; SEM-VI: 6.65 ; SEM-VII: 7.74 ; CGPI: 7.25																	
CREDITS: SEM-III: 23 ; SEM-IV: 27 ; SEM-V: 27 ; SEM-VI: 26 ; SEM-VII: 27																	
MARKS: SEM-III:443/725; SEM-IV:529/900; SEM-V:557/950; SEM-VI:581/925; SEM-VII:536/775; TOTAL: 3215/4925 (65.28%)																	
/- FEMALE, #- 0.229, @- 0.5042/0.5043, *- 0.5045, \$- Carried Forward Grade, -- Dyslexia, A/ABS- Absent, F- Fails, P- Passes																	
RR- Reserved, RLE- Reserve for Lower Examination, RPV- Provisional, RCC- 0.5050, ADC- Admission Cancelled																	
G:Grade, GP:Grade Point, C:Credits, àC:Sum of Credit Points, àCG:Sum of Product of Credits & Grades																	
SGPI:Semester Grade Performance Index = àCG/àC, CGPI:Cumulative Grade Performance Index																	
% Marks : 80 and Above 75-79.99 70-74.99 60-69.99 50-59.99 45-49.99 40-44.99 Less Than 40																	
Grade / Gr. Pt. : O / 10 A / 9 B / 8 C / 7 D / 6 E / 5 P / 4 F / 0																	

SEAT_NO	NAME	<----- Course-I ----->			<----- Course-II ----->			<----- Course-III ----->			<Course-IV>		<Course-V>		TOTAL MARKS																			
		Th(80/32)	Tw(25/10)	In(20/08)	Th(80/32)	Tw(25/10)	In(20/08)	Th(80/32)	Tw(25/10)	In(20/08)	Th(80/32)	Tw(50/20)	Or(50/20)	RESULT	REMARK	OUT OF 650																		
		Total	Total	Total	Total	Total	Total	Total	Total	Total	Total	Total																						
		C G GP C*G	C G GP C*G	C G GP C*G	C G GP C*G	C G GP C*G	C G GP C*G	C G GP C*G	C G GP C*G	C G GP C*G	C G GP C*G	C G GP C*G		àC	àCG	SGPI																		
01. CE-C801	DES. & DRAW. OF R.C.STRU.	02. CE-C802	CONSTRUCTION MANAGEMENT	04. CE-DL08032	INDUSTRIAL WASTE TREAT.																													
18. ILO8029	ENVIRONMENT MANAGEMENT	19. CE-P804	PROJECT-PART II																															
6280575	SAKPAL SHUBHAM SUDESH SUDHA																																	
64	18	80	21	61	18	67	46																											
16	18	15	21	15	19	14	46	P	RLE							539																		
80	36	95	42	76	37	81	92																											
4	0	10	40	1	B	8	8	4	0	10	40	1	0	10	10	4	A	9	36	1	B	8	8	3	0	10	30	6	0	10	60	24	232	9.67
SGPI: SEM-I: 5.70 ; SEM-II: 6.28 ; SEM-III: 4.96 ; SEM-IV: 5.26 ; SEM-V: 6.07 ; SEM-VI: -- ; SEM-VII: 7.07 ; CGPI: --																																		
CREDITS: SEM-I: 27 ; SEM-II: 27 ; SEM-III: 23 ; SEM-IV: 27 ; SEM-V: 27 ; SEM-VI: -- ; SEM-VII: 27																																		
MARKS: SEM-I:413/750; SEM-II:439/750; SEM-III:358/725; SEM-IV:447/900; SEM-V:540/950; SEM-VI: -- ; SEM-VII:484/775; TOTAL: --																																		
6280576	SANKHE BHAVIK RAJENDRA SNEHAL																																	
74	19	74	22	67	20	74	45																											
19	19	16	21	16	20	15	42	P								563																		
93	38	90	43	83	40	89	87																											
4	0	10	40	1	A	9	9	4	0	10	40	1	0	10	10	4	0	10	40	1	0	10	10	3	0	10	30	6	0	10	60	24	239	9.96
SGPI: SEM-I: 6.52 ; SEM-II: 7.02 ; SEM-III: 7.61 ; SEM-IV: 8.17 ; SEM-V: 8.44 ; SEM-VI: 8.15 ; SEM-VII: 8.37 ; CGPI: 8.01																																		
CREDITS: SEM-I: 27 ; SEM-II: 27 ; SEM-III: 23 ; SEM-IV: 27 ; SEM-V: 27 ; SEM-VI: 26 ; SEM-VII: 27																																		
MARKS: SEM-I:474/750; SEM-II:486/750; SEM-III:495/725; SEM-IV:638/900; SEM-V:708/950; SEM-VI:685/925; SEM-VII:564/775; TOTAL: 4613/6425 (71.80%)																																		
6280577	SHAH PAKSHAL VIPUL JYOTSNA																																	
70	19	80	20	64	19	77	45																											
16	20	14	21	13	19	14	45	P								556																		
86	39	94	41	77	38	91	90																											
4	0	10	40	1	A	9	9	4	0	10	40	1	0	10	10	4	A	9	36	1	A	9	9	3	0	10	30	6	0	10	60	24	234	9.75
SGPI: SEM-I: 5.98 ; SEM-II: 5.74 ; SEM-III: 5.48 ; SEM-IV: 5.30 ; SEM-V: 5.78 ; SEM-VI: 6.38 ; SEM-VII: 7.37 ; CGPI: 6.44																																		
CREDITS: SEM-I: 27 ; SEM-II: 27 ; SEM-III: 23 ; SEM-IV: 27 ; SEM-V: 27 ; SEM-VI: 26 ; SEM-VII: 27																																		
MARKS: SEM-I:431/750; SEM-II:414/750; SEM-III:367/725; SEM-IV:446/900; SEM-V:530/950; SEM-VI:573/925; SEM-VII:498/775; TOTAL: 3815/6425 (59.38%)																																		
/- FEMALE, #- 0.229, @- 0.5042/0.5043, *- 0.5045, \$- Carried Forward Grade, -- Dyslexia, A/ABS- Absent, F- Fails, P- Passes																																		
RR- Reserved, RLE- Reserve for Lower Examination, RPV- Provisional, RCC- 0.5050, ADC- Admission Cancelled																																		
G:Grade, GP:Grade Point, C:Credits, àC:Sum of Credit Points, àCG:Sum of Product of Credits & Grades																																		
SGPI:Semester Grade Performance Index = àCG/àC, CGPI:Cumulative Grade Performance Index																																		
% Marks : 80 and Above 75-79.99 70-74.99 60-69.99 50-59.99 45-49.99 40-44.99 Less Than 40																																		
Grade / Gr. Pt. : O / 10 A / 9 B / 8 C / 7 D / 6 E / 5 P / 4 F / 0																																		

SEAT_NO	NAME	<----- Course-I ----->			<----- Course-II ----->			<----- Course-III ----->			<Course-IV>		<Course-V>		TOTAL MARKS
		Th(80/32)	Tw(25/10)	In(20/08)	Th(80/32)	Tw(25/10)	In(20/08)	Th(80/32)	Tw(25/10)	In(20/08)	Th(80/32)	Tw(50/20)	Or(50/20)	RESULT REMARK	OUT OF 650
		Total	Total	Total	Total	Total	Total	Total	Total	Total	Total	Total	Total		
		C G GP C*G	C G GP C*G	C G GP C*G	C G GP C*G	C G GP C*G	C G GP C*G	C G GP C*G	C G GP C*G	C G GP C*G	C G GP C*G	C G GP C*G	C G GP C*G	àC àCG SGPI	
01. CE-C801	DES. & DRAW. OF R.C.STRU.	02. CE-C802	CONSTRUCTION MANAGEMENT			04. CE-DL08032	INDUSTRIAL WASTE TREAT.								
18. ILO8029	ENVIRONMENT MANAGEMENT	19. CE-P804	PROJECT-PART II												
6280578	SHETTY AKHIL KARUNAKAR VINODINI														
67	17	70	18	58	18	77	40								
15	18	15	20	13	16	11	40	P							513
82	35	85	38	71	34	88	80								
4 0 10	40 1 B 8	8 4 0 10	40 1 A 9	9 4 B 8	32 1 C 7	7 3 0 10	30 6 0 10	60 24	226	9.42					
SGPI: SEM-I: 6.09 ; SEM-II: 6.46 ; SEM-III: 5.70 ; SEM-IV: 6.50 ; SEM-V: 5.67 ; SEM-VI: 6.38 ; SEM-VII: 6.78 ; CGPI: 6.60															
CREDITS: SEM-I: 27 ; SEM-II: 27 ; SEM-III: 23 ; SEM-IV: 27 ; SEM-V: 27 ; SEM-VI: 26 ; SEM-VII: 27															
MARKS: SEM-I:440/750; SEM-II:448/750; SEM-III:392/725; SEM-IV:530/900; SEM-V:523/950; SEM-VI:543/925; SEM-VII:481/775; TOTAL: 3870/6425 (60.23%)															
6280579	SHETYE SHASHANK SURESH SUKHADA														
77	19	80	19	64	17	77	45								
15	20	15	20	14	18	15	44	P							559
92	39	95	39	78	35	92	89								
4 0 10	40 1 A 9	9 4 0 10	40 1 A 9	9 4 A 9	36 1 B 8	8 3 0 10	30 6 0 10	60 24	232	9.67					
SGPI: SEM-I: 5.98 ; SEM-II: 7.30 ; SEM-III: 6.70 ; SEM-IV: 6.19 ; SEM-V: 6.11 ; SEM-VI: 6.19 ; SEM-VII: 6.59 ; CGPI: 6.81															
CREDITS: SEM-I: 27 ; SEM-II: 27 ; SEM-III: 23 ; SEM-IV: 27 ; SEM-V: 27 ; SEM-VI: 26 ; SEM-VII: 27															
MARKS: SEM-I:442/750; SEM-II:499/750; SEM-III:440/725; SEM-IV:532/900; SEM-V:551/950; SEM-VI:537/925; SEM-VII:466/775; TOTAL: 4026/6425 (62.66%)															
6280580	SHIRKE MITHIL PRASAD POOJA														
67	20	77	21	70	17	70	44								
14	20	13	22	13	17	15	44	P	RLE						544
81	40	90	43	83	34	85	88								
4 0 10	40 1 0 10	10 4 0 10	40 1 0 10	10 4 0 10	40 1 C 7	7 3 0 10	30 6 0 10	60 24	237	9.88					
SGPI: SEM-I: 5.13 ; SEM-II: 4.81 ; SEM-III: 6.00 ; SEM-IV: 5.77 ; SEM-V: -- ; SEM-VI: -- ; SEM-VII: 7.59 ; CGPI: --															
CREDITS: SEM-I: 27 ; SEM-II: 27 ; SEM-III: 27 ; SEM-IV: 26 ; SEM-V: -- ; SEM-VI: -- ; SEM-VII: 27															
MARKS: SEM-I:365/750; SEM-II:344/750; SEM-III:461/875; SEM-IV:462/850; SEM-V: -- ; SEM-VI: -- ; SEM-VII:522/775; TOTAL: --															
/- FEMALE, #- 0.229, @- 0.5042/0.5043, *- 0.5045, \$- Carried Forward Grade, ~- Dyslexia, A/ABS- Absent, F- Fails, P- Passes															
RR- Reserved, RLE- Reserve for Lower Examination, RPV- Provisional, RCC- 0.5050, ADC- Admission Cancelled															
G:Grade, GP:Grade Point, C:Credits, àC:Sum of Credit Points, àCG:Sum of Product of Credits & Grades															
SGPI:Semester Grade Performance Index = àCG/àC, CGPI:Cumulative Grade Performance Index															
% Marks : 80 and Above 75-79.99 70-74.99 60-69.99 50-59.99 45-49.99 40-44.99 Less Than 40															
Grade / Gr. Pt. : O / 10 A / 9 B / 8 C / 7 D / 6 E / 5 P / 4 F / 0															

SEAT_NO	NAME	<----- Course-I ----->		<----- Course-II ----->		<----- Course-III ----->		<Course-IV>	<Course-V>	TOTAL MARKS
		Th(80/32)	Tw(25/10)	Th(80/32)	Tw(25/10)	Th(80/32)	Tw(25/10)	Th(80/32)	Tw(50/20)	OUT OF 650
		In(20/08)	Or(25/10)	In(20/08)	Or(25/10)	In(20/08)	Or(25/10)	In(20/08)	Or(50/20)	RESULT REMARK
		Total	Total	Total	Total	Total	Total	Total	Total	
		C G GP C*G	C G GP C*G	C G GP C*G	C G GP C*G	C G GP C*G	C G GP C*G	C G GP C*G	C G GP C*G	àC àCG SGPI
01. CE-C801	DES. & DRAW. OF R.C.STRU.	02. CE-C802	CONSTRUCTION MANAGEMENT	04. CE-DL08032	INDUSTRIAL WASTE TREAT.					
18. ILO8029	ENVIRONMENT MANAGEMENT	19. CE-P804	PROJECT-PART II							
-----										
6280581	/SINGH ALKA JAIPAL VIMLESH									
77	20	77	22	64	21	80	46			
16	21	19	23	17	23	17	45	P		588
93	41	96	45	81	44	97	91			
4 O 10	40 1 O 10 10	4 O 10 40 1 O 10 10	4 O 10 40 1 O 10 10	4 O 10 40 1 O 10 10	3 O 10 30	6 O 10 60	24 240 10.00			
SGPI: SEM-I: 6.87 ; SEM-II: 7.83 ; SEM-III: 7.43 ; SEM-IV: 8.02 ; SEM-V: 8.11 ; SEM-VI: 8.27 ; SEM-VII: 8.93 ; CGPI: 8.17										
CREDITS: SEM-I: 27 ; SEM-II: 27 ; SEM-III: 23 ; SEM-IV: 27 ; SEM-V: 27 ; SEM-VI: 26 ; SEM-VII: 27										
MARKS: SEM-I:481/750; SEM-II:536/750; SEM-III:484/725; SEM-IV:636/900; SEM-V:682/950; SEM-VI:667/925; SEM-VII:592/775; TOTAL: 4666/6425 (72.62%)										
-----										
6280582	TADOLGE VIRESH OMKAR SAVITA									
77	23	80	22	74	22	77	46			
20	23	18	22	18	21	17	45	P		605
97	46	98	44	92	43	94	91			
4 O 10	40 1 O 10 10	4 O 10 40 1 O 10 10	4 O 10 40 1 O 10 10	4 O 10 40 1 O 10 10	3 O 10 30	6 O 10 60	24 240 10.00			
SGPI: SEM-I: 7.39 ; SEM-II: 7.13 ; SEM-III: 8.35 ; SEM-IV: 8.22 ; SEM-V: 8.44 ; SEM-VI: 8.96 ; SEM-VII: 8.67 ; CGPI: 8.37										
CREDITS: SEM-I: 27 ; SEM-II: 27 ; SEM-III: 23 ; SEM-IV: 27 ; SEM-V: 27 ; SEM-VI: 26 ; SEM-VII: 27										
MARKS: SEM-I:523/750; SEM-II:492/750; SEM-III:533/725; SEM-IV:679/900; SEM-V:719/950; SEM-VI:737/925; SEM-VII:597/775; TOTAL: 4885/6425 (76.03%)										
-----										
6280583	VAIRAGADE PARAS KAMLAKAR MINAKSHI									
77	18	80	19	64	18	77	45			
16	19	17	21	13	18	14	45	P		561
93	37	97	40	77	36	91	90			
4 O 10	40 1 B 8 8	4 O 10 40 1 O 10 10	4 A 9 36 1 B 8 8	3 O 10 30	6 O 10 60	24 232 9.67				
SGPI: SEM-I: 5.72 ; SEM-II: 6.17 ; SEM-III: 6.09 ; SEM-IV: 6.26 ; SEM-V: 6.33 ; SEM-VI: 6.46 ; SEM-VII: 7.11 ; CGPI: 6.70 @0.05										
CREDITS: SEM-I: 27 ; SEM-II: 27 ; SEM-III: 23 ; SEM-IV: 27 ; SEM-V: 27 ; SEM-VI: 26 ; SEM-VII: 27										
MARKS: SEM-I:402/750; SEM-II:435/750; SEM-III:429/725; SEM-IV:529/900; SEM-V:553/950; SEM-VI:563/925; SEM-VII:485/775; TOTAL: 3957/6425 (61.59%)										
-----										
/- FEMALE, #- 0.229, @- 0.5042/0.5043, *- 0.5045, \$- Carried Forward Grade, ~- Dyslexia, A/ABS- Absent, F- Fails, P- Passes										
RR- Reserved, RLE- Reserve for Lower Examination, RPV- Provisional, RCC- 0.5050, ADC- Admission Cancelled										
G:Grade, GP:Grade Point, C:Credits, àC:Sum of Credit Points, àCG:Sum of Product of Credits & Grades										
SGPI:Semester Grade Performance Index = àCG/àC, CGPI:Cumulative Grade Performance Index										
% Marks : 80 and Above 75-79.99 70-74.99 60-69.99 50-59.99 45-49.99 40-44.99 Less Than 40										
Grade / Gr. Pt. : O / 10 A / 9 B / 8 C / 7 D / 6 E / 5 P / 4 F / 0										

SEAT_NO	NAME	<----- Course-I ----->		<----- Course-II ----->		<----- Course-III ----->		<Course-IV>	<Course-V>	TOTAL MARKS	RESULT	REMARK	OUT OF 650									
		Th(80/32)	Tw(25/10)	Th(80/32)	Tw(25/10)	Th(80/32)	Tw(25/10)	Th(80/32)	Tw(50/20)													
		In(20/08)	Or(25/10)	In(20/08)	Or(25/10)	In(20/08)	Or(25/10)	In(20/08)	Or(50/20)													
		Total	Total	Total	Total	Total	Total	Total	Total													
		C G GP C*G	C G GP C*G	C G GP C*G	C G GP C*G	C G GP C*G	C G GP C*G	C G GP C*G	C G GP C*G		àC	àCG	SGPI									
01. CE-C801	DES. & DRAW. OF R.C.STRU.	02. CE-C802	CONSTRUCTION MANAGEMENT	07. CE-DL08035	APPR.& IMPL.OF INFR.PROJ.																	
10. ILO8021	PROJECT MANAGEMENT	19. CE-P804	PROJECT-PART II																			
6280584 /BELEKAR SHRUTI SURESH SUPRIYA																						
77	22	80	23	67	22	74	46															
16	22	17	22	19	21	19	45		P				592									
93	44	97	45	86	43	93	91															
4	0	10	40	1	0	10	10	4	0	10	10	3	0	10	30	6	0	10	60	24	240	10.00
(DIPLOMA STUDENT)																						
SGPI: SEM-III: 7.61 ; SEM-IV: 7.98 ; SEM-V: 7.70 ; SEM-VI: 8.08 ; SEM-VII: 8.00 ; CGPI: 8.21																						
CREDITS: SEM-III: 23 ; SEM-IV: 27 ; SEM-V: 27 ; SEM-VI: 26 ; SEM-VII: 27																						
MARKS: SEM-III:503/725; SEM-IV:639/900; SEM-V:681/950; SEM-VI:681/925; SEM-VII:554/775; TOTAL: 3650/4925 (74.11%)																						
6280585 /GHOSALKAR SHREYA SANJAY SMITA																						
77	23	80	23	70	24	74	47															
20	23	19	22	18	22	15	46		P				603									
97	46	99	45	88	46	89	93															
4	0	10	40	1	0	10	10	4	0	10	10	3	0	10	30	6	0	10	60	24	240	10.00
(DIPLOMA STUDENT)																						
SGPI: SEM-III: 8.35 ; SEM-IV: 8.56 ; SEM-V: 8.52 ; SEM-VI: 8.96 ; SEM-VII: 9.44 ; CGPI: 8.97																						
CREDITS: SEM-III: 23 ; SEM-IV: 27 ; SEM-V: 27 ; SEM-VI: 26 ; SEM-VII: 27																						
MARKS: SEM-III:535/725; SEM-IV:681/900; SEM-V:731/950; SEM-VI:732/925; SEM-VII:631/775; TOTAL: 3913/4925 (79.45%)																						
6280586 GUPTA JAYPRAKASH JIYALAL PRABHAVATI																						
77	22	77	23	67	23	74	46															
20	23	19	23	20	23	20	46		P				603									
97	45	96	46	87	46	94	92															
4	0	10	40	1	0	10	10	4	0	10	10	3	0	10	30	6	0	10	60	24	240	10.00
(DIPLOMA STUDENT)																						
SGPI: SEM-III: 9.43 ; SEM-IV: 9.52 ; SEM-V: 9.41 ; SEM-VI: 9.73 ; SEM-VII: 8.89 ; CGPI: 9.49																						
CREDITS: SEM-III: 23 ; SEM-IV: 27 ; SEM-V: 27 ; SEM-VI: 26 ; SEM-VII: 27																						
MARKS: SEM-III:594/725; SEM-IV:762/900; SEM-V:808/950; SEM-VI:811/925; SEM-VII:604/775; TOTAL: 4182/4925 (84.91%)																						
/- FEMALE, #- 0.229, @- 0.5042/0.5043, *- 0.5045, \$- Carried Forward Grade, ~- Dyslexia, A/ABS- Absent, F- Fails, P- Passes																						
RR- Reserved, RLE- Reserve for Lower Examination, RPV- Provisional, RCC- 0.5050, ADC- Admission Cancelled																						
G:Grade, GP:Grade Point, C:Credits, àC:Sum of Credit Points, àCG:Sum of Product of Credits & Grades																						
SGPI:Semester Grade Performance Index = àCG/àC, CGPI:Cumulative Grade Performance Index																						
% Marks : 80 and Above 75-79.99 70-74.99 60-69.99 50-59.99 45-49.99 40-44.99 Less Than 40																						
Grade / Gr. Pt. : O / 10 A / 9 B / 8 C / 7 D / 6 E / 5 P / 4 F / 0																						

SEAT_NO	NAME	<----- Course-I ----->			<----- Course-II ----->			<----- Course-III ----->			<Course-IV>		<Course-V>		TOTAL MARKS		
		Th(80/32)	Tw(25/10)	In(20/08)	Th(80/32)	Tw(25/10)	In(20/08)	Th(80/32)	Tw(25/10)	In(20/08)	Th(80/32)	Tw(50/20)	Or(50/20)	RESULT	REMARK	OUT OF 650	
		Total	Total	Total	Total	Total	Total	Total	Total	Total	Total	Total					
		C G GP C*G	C G GP C*G	C G GP C*G	C G GP C*G	C G GP C*G	C G GP C*G	C G GP C*G	C G GP C*G	C G GP C*G	C G GP C*G	C G GP C*G		àC	àCG	SGPI	
01. CE-C801	DES. & DRAW. OF R.C.STRU.	02. CE-C802			CONSTRUCTION MANAGEMENT			07. CE-DL08035		APPR.& IMPL.OF INFR.PROJ.							
10. ILO8021	PROJECT MANAGEMENT	19. CE-P804			PROJECT-PART II												
6280587	HINGRAJIYA HARSH SURESH SHILPA																
		45	18	61	16	51	15	61	38								
		12	16	13	20	14	19	11	37				P			447	
		57	34	74	36	65	34	72	75								
		4 D 6 24	1 C 7 7	4 B 8 32	1 B 8 8	4 C 7 28	1 C 7 7	3 B 8 24	6 A 9 54				24 184			7.67	
		SGPI: SEM-I: 6.46 ; SEM-II: 6.19 ; SEM-III: 6.22 ; SEM-IV: 5.56 ; SEM-V: 5.70 ; SEM-VI: 4.73 ; SEM-VII: 7.04 ; CGPI: 6.18															
		CREDITS: SEM-I: 27 ; SEM-II: 27 ; SEM-III: 23 ; SEM-IV: 27 ; SEM-V: 27 ; SEM-VI: 26 ; SEM-VII: 27															
		MARKS: SEM-I:461/750; SEM-II:440/750; SEM-III:420/725; SEM-IV:484/900; SEM-V:522/950; SEM-VI:436/925; SEM-VII:484/775; TOTAL: 3694/6425 (57.49%)															
6280588	JAMADAR SIRAJ SABIR ISHRAT																
		77	24	80	23	67	23	74	47								
		20	23	19	23	20	22	20	46				P			608	
		97	47	99	46	87	45	94	93								
		4 O 10 40	1 O 10 10	4 O 10 40	1 O 10 10	4 O 10 40	1 O 10 10	3 O 10 30	6 O 10 60				24 240			10.00	
	(DIPLOMA STUDENT)	SGPI: SEM-III: 9.91 ; SEM-IV: 9.48 ; SEM-V: 9.85 ; SEM-VI: 9.58 ; SEM-VII: 9.04 ; CGPI: 9.63															
		CREDITS: SEM-III: 23 ; SEM-IV: 27 ; SEM-V: 27 ; SEM-VI: 26 ; SEM-VII: 27															
		MARKS: SEM-III:617/725; SEM-IV:773/900; SEM-V:815/950; SEM-VI:794/925; SEM-VII:635/775; TOTAL: 4242/4925 (86.13%)															
6280589	MANJAREKAR JYOTI NIWAS KARUNA																
		77	23	80	23	64	23	74	46								
		18	23	16	22	20	22	15	45				P			591	
		95	46	96	45	84	45	89	91								
		4 O 10 40	1 O 10 10	4 O 10 40	1 O 10 10	4 O 10 40	1 O 10 10	3 O 10 30	6 O 10 60				24 240			10.00	
	(DIPLOMA STUDENT)	SGPI: SEM-III: 8.22 ; SEM-IV: 8.00 ; SEM-V: 8.22 ; SEM-VI: 8.88 ; SEM-VII: 8.89 ; CGPI: 8.69															
		CREDITS: SEM-III: 23 ; SEM-IV: 27 ; SEM-V: 27 ; SEM-VI: 26 ; SEM-VII: 27															
		MARKS: SEM-III:533/725; SEM-IV:655/900; SEM-V:712/950; SEM-VI:744/925; SEM-VII:600/775; TOTAL: 3835/4925 (77.87%)															
/- FEMALE, #- 0.229, @- 0.5042/0.5043, *- 0.5045, \$- Carried Forward Grade, -- Dyslexia, A/ABS- Absent, F- Fails, P- Passes																	
RR- Reserved, RLE- Reserve for Lower Examination, RPV- Provisional, RCC- 0.5050, ADC- Admission Cancelled																	
G:Grade, GP:Grade Point, C:Credits, àC:Sum of Credit Points, àCG:Sum of Product of Credits & Grades																	
SGPI:Semester Grade Performance Index = àCG/àC, CGPI:Cumulative Grade Performance Index																	
% Marks : 80 and Above 75-79.99 70-74.99 60-69.99 50-59.99 45-49.99 40-44.99 Less Than 40																	
Grade / Gr. Pt. : O / 10 A / 9 B / 8 C / 7 D / 6 E / 5 P / 4 F / 0																	



SEAT_NO	NAME	<----- Course-I ----->		<----- Course-II ----->		<----- Course-III ----->		<Course-IV>	<Course-V>	TOTAL MARKS	RESULT	REMARK	OUT OF 650
		Th(80/32)	Tw(25/10)	Th(80/32)	Tw(25/10)	Th(80/32)	Tw(25/10)	Th(80/32)	Tw(50/20)				
		In(20/08)	Or(25/10)	In(20/08)	Or(25/10)	In(20/08)	Or(25/10)	In(20/08)	Or(50/20)				
		Total	Total	Total	Total	Total	Total	Total	Total				
		C G GP C*G	C G GP C*G	C G GP C*G	C G GP C*G	C G GP C*G	C G GP C*G	C G GP C*G	C G GP C*G		àC	àCG	SGPI
01. CE-C801	DES. & DRAW. OF R.C.STRU.	02. CE-C802	CONSTRUCTION MANAGEMENT		07. CE-DL08035	APPR.& IMPL.OF INFR.PROJ.							
12. ILO8023	ENTREP. DEVELOP. & MGMT.	19. CE-P804	PROJECT-PART II										
6280590	PARMAR ABHISHEK NITIN KIRAN												
70	20	80	21	51	23	61	46						
19	22	18	20	20	21	17	46		P				555
89	42	98	41	71	44	78	92						
4 0 10	40 1 0 10 10	4 0 10	40 1 0 10 10	4 B 8 32	1 0 10 10	3 A 9 27	6 0 10 60		24 229				9.54
(DIPLOMA STUDENT)		SGPI: SEM-III: 7.13	SEM-IV: 8.37	SEM-V: 8.15	SEM-VI: 8.50	SEM-VII: 8.74	CGPI: 8.42						
		CREDITS: SEM-III: 23	SEM-IV: 27	SEM-V: 27	SEM-VI: 26	SEM-VII: 27							
		MARKS: SEM-III:481/725;	SEM-IV:666/900;	SEM-V:691/950;	SEM-VI:694/925;	SEM-VII:594/775;	TOTAL: 3681/4925 (74.74%)						
6280591	PATEL KUSHAL CHANDUBHAI URMILA												
77	24	80	23	64	24	64	47						
20	23	19	23	20	23	18	47		P				596
97	47	99	46	84	47	82	94						
4 0 10	40 1 0 10 10	4 0 10	40 1 0 10 10	4 0 10	40 1 0 10 10	3 0 10	30 6 0 10 60		24 240				10.00
(DIPLOMA STUDENT)		SGPI: SEM-III: 9.13	SEM-IV: 9.48	SEM-V: 9.63	SEM-VI:10.00	SEM-VII: 9.33	CGPI: 9.60						
		CREDITS: SEM-III: 23	SEM-IV: 27	SEM-V: 27	SEM-VI: 26	SEM-VII: 27							
		MARKS: SEM-III:588/725;	SEM-IV:764/900;	SEM-V:827/950;	SEM-VI:822/925;	SEM-VII:634/775;	TOTAL: 4231/4925 (85.91%)						
6280592	SINGH RAUNAK UDAYKUMAR VIBHA												
77	24	80	23	67	23	70	46						
20	23	19	22	20	23	14	46		P				597
97	47	99	45	87	46	84	92						
4 0 10	40 1 0 10 10	4 0 10	40 1 0 10 10	4 0 10	40 1 0 10 10	3 0 10	30 6 0 10 60		24 240				10.00
(DIPLOMA STUDENT)		SGPI: SEM-III: 8.26	SEM-IV: 8.19	SEM-V: 8.93	SEM-VI: 9.23	SEM-VII: 8.81	CGPI: 8.90						
		CREDITS: SEM-III: 23	SEM-IV: 27	SEM-V: 27	SEM-VI: 26	SEM-VII: 27							
		MARKS: SEM-III:536/725;	SEM-IV:674/900;	SEM-V:756/950;	SEM-VI:763/925;	SEM-VII:608/775;	TOTAL: 3934/4925 (79.88%)						
/- FEMALE, #- 0.229, @- 0.5042/0.5043, *- 0.5045, \$- Carried Forward Grade, -- Dyslexia, A/ABS- Absent, F- Fails, P- Passes													
RR- Reserved, RLE- Reserve for Lower Examination, RPV- Provisional, RCC- 0.5050, ADC- Admission Cancelled													
G:Grade, GP:Grade Point, C:Credits, àC:Sum of Credit Points, àCG:Sum of Product of Credits & Grades													
SGPI:Semester Grade Performance Index = àCG/àC, CGPI:Cumulative Grade Performance Index													
% Marks : 80 and Above 75-79.99 70-74.99 60-69.99 50-59.99 45-49.99 40-44.99 Less Than 40													
Grade / Gr. Pt. : O / 10 A / 9 B / 8 C / 7 D / 6 E / 5 P / 4 F / 0													

SEAT_NO	NAME	<----- Course-I ----->		<----- Course-II ----->		<----- Course-III ----->		<Course-IV>		<Course-V>		TOTAL MARKS
		Th(80/32)	Tw(25/10)	Th(80/32)	Tw(25/10)	Th(80/32)	Tw(25/10)	Th(80/32)	Tw(50/20)			OUT OF 650
		In(20/08)	Or(25/10)	In(20/08)	Or(25/10)	In(20/08)	Or(25/10)	In(20/08)	Or(50/20)	RESULT	REMARK	
		Total	Total	Total	Total	Total	Total	Total	Total			
		C G GP C*G	C G GP C*G	C G GP C*G	C G GP C*G	C G GP C*G	C G GP C*G	C G GP C*G	C G GP C*G	àC	àCG	SGPI
01. CE-C801	DES. & DRAW. OF R.C.STRU.	02. CE-C802	CONSTRUCTION MANAGEMENT		07. CE-DL08035	APPR.& IMPL.OF INFR.PROJ.						
14. ILO8025	PROFESSIONAL ETHICS & CSR	19. CE-P804	PROJECT-PART II									
6280593	ADHIKARI SHUBHAM RAMESH TANUJA											
77	20	80	20	70	20	74	45					
17	22	15	21	17	20	15	45	P				578
94	42	95	41	87	40	89	90					
4 O 10	40 1 O 10	10 4 O 10	40 1 O 10	10 4 O 10	40 1 O 10	10 3 O 10	30 6 O 10	60	24	240	10.00	
SGPI: SEM-I: 6.06 ; SEM-II: 5.72 ; SEM-III: 5.00 ; SEM-IV: 6.41 ; SEM-V: 6.04 ; SEM-VI: 6.73 ; SEM-VII: 6.85 ; CGPI: 6.58												
CREDITS: SEM-I: 27 ; SEM-II: 27 ; SEM-III: 23 ; SEM-IV: 27 ; SEM-V: 27 ; SEM-VI: 26 ; SEM-VII: 27												
MARKS: SEM-I:446/750; SEM-II:410/750; SEM-III:369/725; SEM-IV:533/900; SEM-V:543/950; SEM-VI:556/925; SEM-VII:493/775; TOTAL: 3928/6425 (61.14%)												
6280594	GONSALVES LEON MARSHAL NIRMALA											
77	19	80	19	70	19	70	44					
17	20	17	20	17	20	9	44	P				562
94	39	97	39	87	39	79	88					
4 O 10	40 1 A 9	9 4 O 10	40 1 A 9	9 4 O 10	40 1 A 9	9 3 A 9	27 6 O 10	60	24	234	9.75	
SGPI: SEM-I: 5.70 ; SEM-II: 6.07 ; SEM-III: 5.96 ; SEM-IV: 6.87 ; SEM-V: 6.07 ; SEM-VI: 6.12 ; SEM-VII: 6.81 ; CGPI: 6.64												
CREDITS: SEM-I: 27 ; SEM-II: 27 ; SEM-III: 23 ; SEM-IV: 27 ; SEM-V: 27 ; SEM-VI: 26 ; SEM-VII: 27												
MARKS: SEM-I:407/750; SEM-II:427/750; SEM-III:421/725; SEM-IV:557/900; SEM-V:545/950; SEM-VI:535/925; SEM-VII:470/775; TOTAL: 3924/6425 (61.07%)												
6280595	RAUT DEVANG DEVENDRA DEVASHREE											
77	18	80	20	70	18	77	44					
17	20	18	20	19	22	11	44	P				575
94	38	98	40	89	40	88	88					
4 O 10	40 1 A 9	9 4 O 10	40 1 O 10	10 4 O 10	40 1 O 10	10 3 O 10	30 6 O 10	60	24	239	9.96	
SGPI: SEM-I: 6.35 ; SEM-II: 6.70 ; SEM-III: 6.43 ; SEM-IV: 7.11 ; SEM-V: 6.67 ; SEM-VI: 7.19 ; SEM-VII: 7.07 ; CGPI: 7.16												
CREDITS: SEM-I: 27 ; SEM-II: 27 ; SEM-III: 23 ; SEM-IV: 27 ; SEM-V: 27 ; SEM-VI: 26 ; SEM-VII: 27												
MARKS: SEM-I:449/750; SEM-II:465/750; SEM-III:446/725; SEM-IV:583/900; SEM-V:596/950; SEM-VI:602/925; SEM-VII:480/775; TOTAL: 4196/6425 (65.31%)												
/- FEMALE, #- 0.229, @- 0.5042/0.5043, *- 0.5045, \$- Carried Forward Grade, ~- Dyslexia, A/ABS- Absent, F- Fails, P- Passes												
RR- Reserved, RLE- Reserve for Lower Examination, RPV- Provisional, RCC- 0.5050, ADC- Admission Cancelled												
G:Grade, GP:Grade Point, C:Credits, àC:Sum of Credit Points, àCG:Sum of Product of Credits & Grades												
SGPI:Semester Grade Performance Index = àCG/àC, CGPI:Cumulative Grade Performance Index												
% Marks : 80 and Above 75-79.99 70-74.99 60-69.99 50-59.99 45-49.99 40-44.99 Less Than 40												
Grade / Gr. Pt. : O / 10 A / 9 B / 8 C / 7 D / 6 E / 5 P / 4 F / 0												

SEAT_NO	NAME	<----- Course-I ----->		<----- Course-II ----->		<----- Course-III ----->		<Course-IV>	<Course-V>	TOTAL MARKS	RESULT	REMARK	OUT OF 650
		Th(80/32)	Tw(25/10)	Th(80/32)	Tw(25/10)	Th(80/32)	Tw(25/10)	Th(80/32)	Tw(50/20)				
		In(20/08)	Or(25/10)	In(20/08)	Or(25/10)	In(20/08)	Or(25/10)	In(20/08)	Or(50/20)				
		Total	Total	Total	Total	Total	Total	Total	Total				
		C G GP C*G	C G GP C*G	C G GP C*G	C G GP C*G	C G GP C*G	C G GP C*G	C G GP C*G	C G GP C*G		àC	àCG	SGPI
01. CE-C801	DES. & DRAW. OF R.C.STRU.	02. CE-C802	CONSTRUCTION MANAGEMENT	07. CE-DL08035	APPR.& IMPL.OF INFR.PROJ.								
18. ILO8029	ENVIRONMENT MANAGEMENT	19. CE-P804	PROJECT-PART II										
6280596	BHAVSAR SUNNY DHARMESH FALGUNI												
67	21	64	21	51	21	74	43						
18	22	16	21	18	20	15	45		P				537
85	43	80	42	69	41	89	88						
4 O 10	40 1 O 10 10	4 O 10 40 1 O 10 10	4 C 7 28 1 O 10 10	3 O 10 30	6 O 10 60	24 228	9.50						
SGPI: SEM-I: 6.80 ; SEM-II: 6.76 ; SEM-III: 6.65 ; SEM-IV: 6.41 ; SEM-V: 6.56 ; SEM-VI: 6.88 ; SEM-VII: 7.67 ; CGPI: 7.13 CREDITS: SEM-I: 27 ; SEM-II: 27 ; SEM-III: 23 ; SEM-IV: 27 ; SEM-V: 27 ; SEM-VI: 26 ; SEM-VII: 27 MARKS: SEM-I:471/750; SEM-II:467/750; SEM-III:439/725; SEM-IV:533/900; SEM-V:582/950; SEM-VI:581/925; SEM-VII:519/775; TOTAL: 4129/6425 (64.26%)													
6280597	GHARAT AKASH RAJENDRA VANDANA												
74	19	77	22	58	23	77	47						
15	20	16	22	15	20	14	47		P				566
89	39	93	44	73	43	91	94						
4 O 10	40 1 A 9 9	4 O 10 40 1 O 10 10	4 B 8 32 1 O 10 10	3 O 10 30	6 O 10 60	24 231	9.63						
(DIPLOMA STUDENT) SGPI: SEM-III: 6.78 ; SEM-IV: 7.61 ; SEM-V: 7.63 ; SEM-VI: 7.62 ; SEM-VII: 8.41 ; CGPI: 7.95 CREDITS: SEM-III: 23 ; SEM-IV: 27 ; SEM-V: 27 ; SEM-VI: 26 ; SEM-VII: 27 MARKS: SEM-III:453/725; SEM-IV:612/900; SEM-V:663/950; SEM-VI:640/925; SEM-VII:577/775; TOTAL: 3511/4925 (71.29%)													
6280598	GUPTA VISHAL VIJAY SUSHILA												
67	22	67	21	61	18	74	46						
18	22	16	21	12	20	13	46		P				544
85	44	83	42	73	38	87	92						
4 O 10	40 1 O 10 10	4 O 10 40 1 O 10 10	4 B 8 32 1 A 9 9	3 O 10 30	6 O 10 60	24 231	9.63						
SGPI: SEM-I: 6.33 ; SEM-II: 6.65 ; SEM-III: 6.00 ; SEM-IV: 5.83 ; SEM-V: 6.30 ; SEM-VI: 6.42 ; SEM-VII: 6.85 ; CGPI: 6.72 @0.03 CREDITS: SEM-I: 27 ; SEM-II: 27 ; SEM-III: 27 ; SEM-IV: 26 ; SEM-V: 27 ; SEM-VI: 26 ; SEM-VII: 27 MARKS: SEM-I:447/750; SEM-II:458/750; SEM-III:501/875; SEM-IV:466/850; SEM-V:557/950; SEM-VI:541/925; SEM-VII:478/775; TOTAL: 3992/6525 (61.18%)													
/- FEMALE, #- 0.229, @- 0.5042/0.5043, *- 0.5045, \$- Carried Forward Grade, -- Dyslexia, A/ABS- Absent, F- Fails, P- Passes RR- Reserved, RLE- Reserve for Lower Examination, RPV- Provisional, RCC- 0.5050, ADC- Admission Cancelled G:Grade, GP:Grade Point, C:Credits, àC:Sum of Credit Points, àCG:Sum of Product of Credits & Grades SGPI:Semester Grade Performance Index = àCG/àC, CGPI:Cumulative Grade Performance Index % Marks : 80 and Above 75-79.99 70-74.99 60-69.99 50-59.99 45-49.99 40-44.99 Less Than 40 Grade / Gr. Pt. : O / 10 A / 9 B / 8 C / 7 D / 6 E / 5 P / 4 F / 0													

SEAT_NO	NAME	<----- Course-I ----->		<----- Course-II ----->		<----- Course-III ----->		<Course-IV>	<Course-V>	TOTAL MARKS
		Th(80/32)	Tw(25/10)	Th(80/32)	Tw(25/10)	Th(80/32)	Tw(25/10)	Th(80/32)	Tw(50/20)	OUT OF 650
		In(20/08)	Or(25/10)	In(20/08)	Or(25/10)	In(20/08)	Or(25/10)	In(20/08)	Or(50/20)	RESULT REMARK
		Total	Total	Total	Total	Total	Total	Total	Total	
		C G GP C*G	C G GP C*G	C G GP C*G	C G GP C*G	C G GP C*G	C G GP C*G	C G GP C*G	C G GP C*G	àC àCG SGPI
01. CE-C801	DES. & DRAW. OF R.C.STRU.	02. CE-C802	CONSTRUCTION MANAGEMENT	07. CE-DL08035	APPR.& IMPL.OF INFR.PROJ.					
18. ILO8029	ENVIRONMENT MANAGEMENT	19. CE-P804	PROJECT-PART II							
6280599	KOKARE YUVARAJ BAPU MANABAI									
74	16	74	18	58	18	77	43			
18	19	17	20	18	19	14	41	P		544
92	35	91	38	76	37	91	84			
4 O 10	40 1 B 8 8	4 O 10	40 1 A 9 9	4 A 9 36	1 B 8 8	3 O 10	30 6 O 10	60	24 231	9.63
SGPI: SEM-I: 6.17 ; SEM-II: 6.56 ; SEM-III: 5.30 ; SEM-IV: 5.76 ; SEM-V: 6.00 ; SEM-VI: 6.42 ; SEM-VII: 7.44 ; CGPI: 6.64										
CREDITS: SEM-I: 27 ; SEM-II: 27 ; SEM-III: 23 ; SEM-IV: 27 ; SEM-V: 27 ; SEM-VI: 26 ; SEM-VII: 27										
MARKS: SEM-I:432/750; SEM-II:443/750; SEM-III:372/725; SEM-IV:503/900; SEM-V:546/950; SEM-VI:551/925; SEM-VII:502/775; TOTAL: 3893/6425 (60.59%)										
6280600	MALI RUTURAJ ARVIND KANCHAN									
77	19	80	20	51	20	80	43			
17	20	17	20	15	20	13	42	P		554
94	39	97	40	66	40	93	85			
4 O 10	40 1 A 9 9	4 O 10	40 1 O 10 10	4 C 7 28	1 O 10 10	3 O 10	30 6 O 10	60	24 227	9.46
SGPI: SEM-I: 5.50 ; SEM-II: 6.65 ; SEM-III: 6.00 ; SEM-IV: 6.70 ; SEM-V: 6.00 ; SEM-VI: 7.27 ; SEM-VII: 8.00 ; CGPI: 6.93										
CREDITS: SEM-I: 27 ; SEM-II: 27 ; SEM-III: 23 ; SEM-IV: 27 ; SEM-V: 27 ; SEM-VI: 26 ; SEM-VII: 27										
MARKS: SEM-I:418/750; SEM-II:458/750; SEM-III:427/725; SEM-IV:559/900; SEM-V:553/950; SEM-VI:621/925; SEM-VII:541/775; TOTAL: 4131/6425 (64.30%)										
6280601	MAURYA KAPILDEV SURYANARAYAN BINDU									
70	13	70	15	38	13	77	38			
12	15	15	20	15	18	12	39	P	RLE	480
82	28	85	35	53	31	89	77			
4 O 10	40 1 D 6 6	4 O 10	40 1 B 8 8	4 D 6 24	1 C 7 7	3 O 10	30 6 A 9	54	24 209	8.71
SGPI: SEM-I: 6.02 ; SEM-II: 5.17 ; SEM-III: 4.74 ; SEM-IV: 5.38 ; SEM-V: 5.56 ; SEM-VI: -- ; SEM-VII: 6.67 ; CGPI: --										
CREDITS: SEM-I: 27 ; SEM-II: 27 ; SEM-III: 27 ; SEM-IV: 26 ; SEM-V: 27 ; SEM-VI: -- ; SEM-VII: 27										
MARKS: SEM-I:428/750; SEM-II:371/750; SEM-III:412/875; SEM-IV:446/850; SEM-V:505/950; SEM-VI: -- ; SEM-VII:464/775; TOTAL: --										
/- FEMALE, #- 0.229, @- 0.5042/0.5043, *- 0.5045, \$- Carried Forward Grade, -- Dyslexia, A/ABS- Absent, F- Fails, P- Passes										
RR- Reserved, RLE- Reserve for Lower Examination, RPV- Provisional, RCC- 0.5050, ADC- Admission Cancelled										
G:Grade, GP:Grade Point, C:Credits, àC:Sum of Credit Points, àCG:Sum of Product of Credits & Grades										
SGPI:Semester Grade Performance Index = àCG/àC, CGPI:Cumulative Grade Performance Index										
% Marks : 80 and Above 75-79.99 70-74.99 60-69.99 50-59.99 45-49.99 40-44.99 Less Than 40										
Grade / Gr. Pt. : O / 10 A / 9 B / 8 C / 7 D / 6 E / 5 P / 4 F / 0										

SEAT NO	NAME	<--- Course-I --->		<--- Course-II --->		<--- Course-III --->		<Course-IV>	<Course-V>	TOTAL MARKS
		Th(80/32)	Tw(25/10)	Th(80/32)	Tw(25/10)	Th(80/32)	Tw(25/10)	Th(80/32)	Tw(50/20)	OUT OF 650
		In(20/08)	Or(25/10)	In(20/08)	Or(25/10)	In(20/08)	Or(25/10)	In(20/08)	Or(50/20)	RESULT REMARK
		Total	Total	Total	Total	Total	Total	Total	Total	
		C G GP C*G	C G GP C*G	C G GP C*G	C G GP C*G	C G GP C*G	C G GP C*G	C G GP C*G	C G GP C*G	àC àCG SGPI
01. CE-C801	DES. & DRAW. OF R.C.STRU.	02. CE-C802	CONSTRUCTION MANAGEMENT	07. CE-DL08035	APPR.& IMPL.OF INFR.PROJ.					
18. ILO8029	ENVIRONMENT MANAGEMENT	19. CE-P804	PROJECT-PART II							
6280602	MHATRE AMEY SUNIL NEETA									
70	19	74	19	58	19	74	44			
13	19	16	20	17	20	15	41	P	RLE	538
83	38	90	39	75	39	89	85			
4 O 10	40 1 A 9 9	4 O 10 40 1 A 9 9	4 A 9 9 4 A 9 36 1 A 9 9	3 O 10 30	6 O 10 60	24	233	9.71		
SGPI: SEM-I: 6.09 ; SEM-II: 6.83 ; SEM-III: 5.91 ; SEM-IV: 5.96 ; SEM-V: 5.52 ; SEM-VI: -- ; SEM-VII: 6.59 ; CGPI: --										
CREDITS: SEM-I: 27 ; SEM-II: 27 ; SEM-III: 23 ; SEM-IV: 27 ; SEM-V: 27 ; SEM-VI: -- ; SEM-VII: 27										
MARKS: SEM-I:422/750; SEM-II:477/750; SEM-III:411/725; SEM-IV:496/900; SEM-V:512/950; SEM-VI: -- ; SEM-VII:467/775; TOTAL: --										
6280603	PATIL NIKHIL SUBHASH MANISHA									
77	17	80	19	58	17	77	44			
16	20	18	19	17	20	13	41	P		553
93	37	98	38	75	37	90	85			
4 O 10	40 1 B 8 8	4 O 10 40 1 A 9 9	4 A 9 36 1 B 8 8	3 O 10 30	6 O 10 60	24	231	9.63		
SGPI: SEM-I: 5.24 ; SEM-II: 6.11 ; SEM-III: 6.39 ; SEM-IV: 6.31 ; SEM-V: 6.37 ; SEM-VI: 6.85 ; SEM-VII: 7.74 ; CGPI: 6.80										
CREDITS: SEM-I: 27 ; SEM-II: 27 ; SEM-III: 23 ; SEM-IV: 27 ; SEM-V: 27 ; SEM-VI: 26 ; SEM-VII: 27										
MARKS: SEM-I:399/750; SEM-II:435/750; SEM-III:428/725; SEM-IV:549/900; SEM-V:577/950; SEM-VI:580/925; SEM-VII:523/775; TOTAL: 4044/6425 (62.94%)										
6280604	/PAWAR HANSASHREE GOVINDRAO SUSMITA									
64	21	77	21	61	20	74	46			
14	21	15	21	16	20	15	45	P		551
78	42	92	42	77	40	89	91			
4 A 9	36 1 O 10 10	4 O 10 40 1 O 10 10	4 A 9 36 1 O 10 10	3 O 10 30	6 O 10 60	24	232	9.67		
SGPI: SEM-I: 5.26 ; SEM-II: 6.02 ; SEM-III: 6.52 ; SEM-IV: 6.40 ; SEM-V: 5.80 ; SEM-VI: 5.32 ; SEM-VII: 7.74 ; CGPI: 6.55										
CREDITS: SEM-I: 27 ; SEM-II: 27 ; SEM-III: 27 ; SEM-IV: 26 ; SEM-V: 25 ; SEM-VI: 28 ; SEM-VII: 27										
MARKS: SEM-I:398/750; SEM-II:431/750; SEM-III:538/875; SEM-IV:528/850; SEM-V:419/750; SEM-VI:460/875; SEM-VII:522/775; TOTAL: 3847/6275 (61.31%)										
/- FEMALE, #- 0.229, @- 0.5042/0.5043, *- 0.5045, \$- Carried Forward Grade, -- Dyslexia, A/ABS- Absent, F- Fails, P- Passes										
RR- Reserved, RLE- Reserve for Lower Examination, RPV- Provisional, RCC- 0.5050, ADC- Admission Cancelled										
G:Grade, GP:Grade Point, C:Credits, àC:Sum of Credit Points, àCG:Sum of Product of Credits & Grades										
SGPI:Semester Grade Performance Index = àCG/àC, CGPI:Cumulative Grade Performance Index										
% Marks : 80 and Above 75-79.99 70-74.99 60-69.99 50-59.99 45-49.99 40-44.99 Less Than 40										
Grade / Gr. Pt. : O / 10 A / 9 B / 8 C / 7 D / 6 E / 5 P / 4 F / 0										

SEAT_NO	NAME	<---- Course-I ---->		<---- Course-II ---->		<---- Course-III ---->		<Course-IV>	<Course-V>	TOTAL MARKS	RESULT	REMARK
		Th(80/32)	Tw(25/10)	Th(80/32)	Tw(25/10)	Th(80/32)	Tw(25/10)	Th(80/32)	Tw(50/20)	OUT OF 650		
		In(20/08)	Or(25/10)	In(20/08)	Or(25/10)	In(20/08)	Or(25/10)	In(20/08)	Or(50/20)			
		Total	Total	Total	Total	Total	Total	Total	Total			
		C G GP C*G	C G GP C*G	C G GP C*G	C G GP C*G	C G GP C*G	C G GP C*G	C G GP C*G	C G GP C*G		àC	àCG
											SGPI	
01. CE-C801	DES. & DRAW. OF R.C.STRU.	02. CE-C802	CONSTRUCTION MANAGEMENT		07. CE-DL08035	APPR.& IMPL.OF INFR.PROJ.						
18. ILO8029	ENVIRONMENT MANAGEMENT	19. CE-P804	PROJECT-PART II									
6280605	PILLAI ASHWIN SOOSAN SREEKALA											
74	20	77	18	42	20	74	45					
15	20	15	22	14	20	13	45	P		534		
89	40	92	40	56	40	87	90					
4 O 10	40 1 O 10 10	4 O 10 40 1 O 10 10	4 D 6 24 1 O 10 10	3 O 10 30	6 O 10 60	24 224	9.33					
SGPI: SEM-I: 5.56 ; SEM-II: 5.30 ; SEM-III: 4.81 ; SEM-IV: 5.52 ; SEM-V: 5.67 ; SEM-VI: 6.04 ; SEM-VII: 6.89 ; CGPI: 6.10												
CREDITS: SEM-I: 27 ; SEM-II: 27 ; SEM-III: 27 ; SEM-IV: 26 ; SEM-V: 27 ; SEM-VI: 26 ; SEM-VII: 27												
MARKS: SEM-I:415/750; SEM-II:382/750; SEM-III:409/875; SEM-IV:446/850; SEM-V:520/950; SEM-VI:539/925; SEM-VII:486/775; TOTAL: 3731/6525 (57.18%)												
6280606	THAKUR CHINMAY VASANT VIDYA											
74	19	80	21	51	20	77	45					
15	21	16	21	16	20	14	42	P		552		
89	40	96	42	67	40	91	87					
4 O 10	40 1 O 10 10	4 O 10 40 1 O 10 10	4 C 7 28 1 O 10 10	3 O 10 30	6 O 10 60	24 228	9.50					
SGPI: SEM-I: 6.54 ; SEM-II: 6.48 ; SEM-III: 6.78 ; SEM-IV: 6.67 ; SEM-V: 7.04 ; SEM-VI: 7.62 ; SEM-VII: 7.37 ; CGPI: 7.22												
CREDITS: SEM-I: 27 ; SEM-II: 27 ; SEM-III: 23 ; SEM-IV: 27 ; SEM-V: 27 ; SEM-VI: 26 ; SEM-VII: 27												
MARKS: SEM-I:464/750; SEM-II:452/750; SEM-III:454/725; SEM-IV:555/900; SEM-V:614/950; SEM-VI:652/925; SEM-VII:504/775; TOTAL: 4247/6425 (66.10%)												
6280607	UTTEKAR SANDESH HANUMANT SHOBHA											
77	21	80	22	54	23	77	46					
19	22	19	22	20	22	14	46	P		584		
96	43	99	44	74	45	91	92					
4 O 10	40 1 O 10 10	4 O 10 40 1 O 10 10	4 B 8 32 1 O 10 10	3 O 10 30	6 O 10 60	24 232	9.67					
SGPI: SEM-I: 7.04 ; SEM-II: 7.22 ; SEM-III: 7.30 ; SEM-IV: 7.96 ; SEM-V: 8.33 ; SEM-VI: 8.69 ; SEM-VII: 8.30 ; CGPI: 8.05												
CREDITS: SEM-I: 27 ; SEM-II: 27 ; SEM-III: 23 ; SEM-IV: 27 ; SEM-V: 27 ; SEM-VI: 26 ; SEM-VII: 27												
MARKS: SEM-I:510/750; SEM-II:499/750; SEM-III:492/725; SEM-IV:657/900; SEM-V:701/950; SEM-VI:716/925; SEM-VII:568/775; TOTAL: 4727/6425 (73.57%)												
/- FEMALE, #- 0.229, @- 0.5042/0.5043, *- 0.5045, \$- Carried Forward Grade, -- Dyslexia, A/ABS- Absent, F- Fails, P- Passes												
RR- Reserved, RLE- Reserve for Lower Examination, RPV- Provisional, RCC- 0.5050, ADC- Admission Cancelled												
G:Grade, GP:Grade Point, C:Credits, àC:Sum of Credit Points, àCG:Sum of Product of Credits & Grades												
SGPI:Semester Grade Performance Index = àCG/àC, CGPI:Cumulative Grade Performance Index												
% Marks : 80 and Above 75-79.99 70-74.99 60-69.99 50-59.99 45-49.99 40-44.99 Less Than 40												
Grade / Gr. Pt. : O / 10 A / 9 B / 8 C / 7 D / 6 E / 5 P / 4 F / 0												

*S. Kulkarni*  
**HEAD**  
**DEPT. OF CIVIL ENGG.**  
**Vidyavardhini's College of**  
**Engineering & Technology**  
**Vasai Road (W)- 401202.**





# Vidyavardhini's College of Engineering & Technology

K. T. Marg, Near Railway Station, Vasai Road(W), Dist. Palghar, Pin. 401202

## Annual Report for Final Year Results

### Academic Year 2018-19

Program Code	Program Name	Number of students appeared in the final year examination	Number of students passed in final year examination	Passing Percentage
319461210	Mechanical Engineering	77	76	98.7
319437210	Electronics and Telecommunication Engineering	78	76	97.44
319446610	Instrumentation Engineering	72	68	94.44
319424510	Computer Engineering	80	80	100
319424610	Information Technology	75	75	100
319419110	Civil Engineering	68	65	95.59
319461290	Mechanical Engineering-II	63	61	96.83
<b>Overall Result</b>		<b>513</b>	<b>501</b>	<b>97.66</b>

*V. V. Pande*  
Mr. Vishal Pande  
I/C Exam



*Dr. Harish Wankudre*  
Dr. Harish Wankudre  
Principal



**VIDYAVARDHINI'S COLLEGE OF ENGG. & TECH. VASAI ROAD**

Result of B.E.(Mechanical Engineering )Semester VIII( CBSGS) May-2019

**First Shift**

	VCET	University
Number of Candidates Registered	78	
Admitted	78	
Absent	01	
Appeared	77	
Passed	71	
RLE	05	
Fail	01	
PPR	Nil	
Pass Percentage	98.70%	91.06%

**Meritorious students (May - 2019)**

Sr. No.	Seat No.	Name	CGPI	VCET pass%	VCET Rank
01	14182832	Dengane Rahul Prakash Vanmala	9.37	81.34	1 <sup>st</sup>
02	14182810	Penkar Siddhesh Ganesh Ranjana	9.23	80.30	2 <sup>nd</sup>
03	14182867	Sreejith Sadsivan Jithadevi	9	78.60	3 <sup>rd</sup>
04	14182807	Patil Rohit Ananda Mangal	8.91	77.93	4 <sup>th</sup>
05	14182876	Yadav Nirajkumar Harimurat Nirmala	8.74	76.68	5 <sup>th</sup>
06	14182821	Shinde Mayur Dashrath Vaishali	8.52	75.05	6 <sup>th</sup>
07	14182909	Maurya Ajay Rakesh Pushpa	8.50	74.90	7 <sup>th</sup>
08	14182813	Pitale Parag Sanjeev Shruti	8.42	74.31	8 <sup>th</sup>
09	14182835	Gupta Nikhil Manojkumar Sangeeta	8.31	73.49	9 <sup>th</sup>
10	14182805	Navalollu Pranot Chandrashekhar Rashmee	8.29	73.35	10 <sup>th</sup>

University Result Declared on : 12/07/2019

Exam. Section

C:\Documents and Settings\admin\My Documents\Yearly record\N.II.VII, VIII-All Branch.doc



Date:- 15/07/2019

**VIDYAVARDHINI'S COLLEGE OF ENGG. & TECH. VASAI ROAD**

**Result of B.E.(Mechanical Engineering )/Semester VIII( CBSGS) May-2019**

**Second Shift**

(11)

	VCET	University	
Number of Candidates Registered	63		
Admitted	63		
Absent	Nil		
Appeared	63		
Passed	57		
RLE	04		
Fail	02		
PPR	Nil		
Pass Percentage	96.83%		91.06%

**Meritorious students (May – 2019)**

Sr. No.	Seat No.	Name	CGPI	VCET pass%	VCET Rank
01	14182845	Madurkar Shantaram Baburao Laxmi	8.51	74.97	1 <sup>st</sup>
02	14182918	/Parmar Dixita Vasant Kalpana	8.37	73.94	2 <sup>nd</sup>
03	14182849	Mokal Swapnil Shankar Ratnaprabha	8.30	73.42	3 <sup>rd</sup>
04	14182829	/Bidikar Mrudula Girish Rajashri	8.26	73.12	4 <sup>th</sup>
05	14182844	Lohar Akshay Kapoorchand Leela	8.25	73.05	5 <sup>th</sup>
06	14182847	Mhatre Omkar Bhagwan Reshma	8.01	71.27	6 <sup>th</sup>
07	14182841	Jangle Kunal Chandrakant Vaishali	8.00	71.20	7 <sup>th</sup>
08	14182880	/Birje Jagruti Ramesh Reshma	7.98	71.05	8 <sup>th</sup>
09	14182923	/Patil Vidisha Suhas Aparana	7.94	70.76	9 <sup>th</sup>
10	14182856	Raut Sahil Dilip Mangala	7.93	70.68	10 <sup>th</sup>

University Result Declared on : 12/07/2019

Exam. Section

C:\Documents and Settings\admin\My Documents\Yearly record\II, VII, VIII-All Branch.doc

OFFICE REGISTER FOR THE B.E. (MECHANICAL) (SEM VIII) (CBSGS) EXAMINATION HELD IN MAY 2019  
COLLEGE/CENTRE NAME:466:VCET

RESULT DATE :- JULY 12, 2019

SEAT NO	NAME	Course-I				Course-II				Course-III				Course-IV				Course-V				RESULT	REMARK	
		Th(80/32)	Tw(25/10)	In(20/08)	Tot	Th(80/32)	Tw(25/10)	In(20/08)	Tot	Th(80/32)	Tw(25/10)	In(20/08)	Tot	Th(80/32)	Tw(25/10)	In(20/08)	Tot	Th(50/20)	Or(100/40)	Tot				
		C	G	GP	C*G	C	G	GP	C*G	C	G	GP	C*G	C	G	GP	C*G	C	G	GP	C*G	腓	腓G	SGPI

1. MEC801	DESIGN OF MECH. SYSTEMS	2. MEC802	INDUSTRIAL ENGG & MGMT.	3. MEC803	REFRIG. & AIR CONDITION
4. ELECTIVE-II SUBJECT		5. MEP802	PROJECT-II		

14182797 BAVISA TUSHAR DILIPBHAI SUDHA (ELECTIVE: MEE8022:RENEWABLE ENERGY SOURCES)

32	17	42	20	32	17	41	17	35																
8	17	11	--	9	18	12	--	80													P		RLE	
40	34	53	20	41	35	53	17	115																
4 P	4 16	1 C 7 7	4 D 6 24	1 O 10 10	4 P 4 16	1 B 8 8	3 D 6 18	1 C 7 7	6 A 9 54													25	160	6.40

(DIPLOMA STUDENT) SGPI: SEM-III: 5.92 ; SEM-IV: 4.93 ; SEM-V: 5.15 ; SEM-VI: 0.00 ; SEM-VII: 0.00 ; CGPI: --

14182798 CHAUDHARI PRATHMESH YASHWANT YOGITA (ELECTIVE: MEE8022:RENEWABLE ENERGY SOURCES)

64	22	56	22	45	21	45	20	39																	
9	22	13	--	11	15	14	--	86													P				
73	44	69	22	56	36	59	20	125																	
4 B	8 32	1 O 10 10	4 C 7 28	1 O 10 10	4 D 6 24	1 B 8 8	3 D 6 18	1 O 10 10	6 O 10 60													25	200	8.00	

(DIPLOMA STUDENT) SGPI: SEM-III: 6.38 ; SEM-IV: 7.82 ; SEM-V: 7.30 ; SEM-VI: 7.18 ; SEM-VII: 7.59 ; CGPI: 7.38

14182799 CHURI HARDIK DAMODAR MEENA (ELECTIVE: MEE8022:RENEWABLE ENERGY SOURCES)

48	18	54	18	53	18	53	21	37																	
12	21	12	--	13	19	15	--	79													P				
60	39	66	18	66	37	68	21	116																	
4 C	7 28	1 A 9 9	4 C 7 28	1 B 8 8	4 C 7 28	1 B 8 8	3 C 7 21	1 O 10 10	6 A 9 54													25	194	7.76	

(DIPLOMA STUDENT) SGPI: SEM-III: 6.67 ; SEM-IV: 7.14 ; SEM-V: 7.78 ; SEM-VI: 7.07 ; SEM-VII: 7.93 ; CGPI: 7.39

14182800 JHA KAUSHAL ANAND RAJEEV VIBHA (ELECTIVE: MEE8022:RENEWABLE ENERGY SOURCES)

38	18	34	20	53	19	54	17	38																	
9	20	13	--	8	17	12	--	81													P				
47	38	47	20	61	36	66	17	119																	
4 E	5 20	1 A 9 9	4 E 5 20	1 O 10 10	4 C 7 28	1 B 8 8	3 C 7 21	1 C 7 7	6 A 9 54													25	177	7.08	

SGPI: SEM-I: 7.37 ; SEM-II: 6.81 ; SEM-III: 8.83 ; SEM-IV: 9.18 ; SEM-V: 7.81 ; SEM-VI: 7.04 ; SEM-VII: 7.00 ; CGPI: 7.64

/- FEMALE, #- 0.229,@- 0.5042,@- 0.5043,\* - 0.5045,ADC- ADMISSION CANCELLED, RR- RESERVED, -- FAILS IN THEORY OR PRACTICAL

RPV- PROVISIONAL, RCC- 0.5050, A.ABS- ABSENT, F- FAILS, P- PASSES, NULL- NULL & VOID

G:grade GP:grade points C:credits CP:credit points CGPI:Cumulative Grade Performance Index

腓G:sum of product of credits & grades 腓:sum of credit points SGPI: 腓G/腓

MARKS	: >=80	>=75 and <80	>=70 and <75	>=60 and <70	>=50 and <60	>=45 and <50	>=40 and <45	<40
GRADE	: O	A	B	C	D	E	F	F
GRADE POINT	: 10	9	8	7	6	5	4	0

OFFICE REGISTER FOR THE B.E. (MECHANICAL) (SEM VIII) (CBSGS) EXAMINATION HELD IN MAY 2019  
COLLEGE/CENTRE NAME:466:VCET

RESULT DATE :- JULY 12, 2019

SEAT NO	NAME	Course-I		Course-II		Course-III		Course-IV		Course-V		RESULT	REMARK
		Th(80/32)	Tw(25/10)	Th(80/32)	Tw(25/10)	Th(80/32)	Tw(25/10)	Th(80/32)	Tw(25/10)	Th(80/32)	Tw(50/20)		
		In(20/08)	Or(25/10)	In(20/08)	---	In(20/08)	Or(25/10)	In(20/08)	---	In(20/08)	---		
		Tot	Tot	Tot	Tot	Tot	Tot	Tot	Tot	Tot	Tot		
		C G GP C*G	C G GP C*G	C G GP C*G	C G GP C*G	C G GP C*G	C G GP C*G	C G GP C*G	C G GP C*G	C G GP C*G	C G GP C*G	腩	腩G SGPI
1. MEC801	DESIGN OF MECH. SYSTEMS	2. MEC802		INDUSTRIAL ENGG & MGMT.		3. MEC803		REFRIG. & AIR CONDITION					
4. ELECTIVE-II SUBJECT		5. MEP802		PROJECT-II									
14182801	JOSEPH PHILIP BABU REBECCA	(ELECTIVE: MEE8022:RENEWABLE ENERGY SOURCES)											
		49	17	54	17	40	17	44	17	38			
		10	18	12	--	8	14	12	--	81		P	
		59	35	66	17	48	31	56	17	119			
		4 D 6 24	1 B 8 8	4 C 7 28	1 C 7 7	4 E 5 20	1 C 7 7	3 D 6 18	1 C 7 7	6 A 9 54		25	173 6.92
		SGPI: SEM-I: 7.85 ; SEM-II: 8.37 ; SEM-III: 7.92 ; SEM-IV: 7.00 ; SEM-V: 7.11 ; SEM-VI: 6.82 ; SEM-VII: 7.85 ; CGPI: 7.48											
14182802	KARKHANIS EASHAN SATISH SUREKHA	(ELECTIVE: MEE8022:RENEWABLE ENERGY SOURCES)											
		50	22	61	22	58	22	52	21	39			
		11	23	14	--	13	17	17	--	87		P	
		61	45	75	22	71	39	69	21	126			
		4 C 7 28	1 O 10 10	4 A 9 36	1 O 10 10	4 B 8 32	1 A 9 9	3 C 7 21	1 O 10 10	6 O 10 60		25	216 8.64
		SGPI: SEM-I: 7.89 ; SEM-II: 8.11 ; SEM-III: 7.58 ; SEM-IV: 7.36 ; SEM-V: 7.67 ; SEM-VI: 7.39 ; SEM-VII: 8.04 ; CGPI: 7.84											
14182803	MESTRY DIWESH RAJENDRA RAJESHREE	(ELECTIVE: MEE8022:RENEWABLE ENERGY SOURCES)											
		58	19	46	18	45	19	57	17	42			
		9	20	14	--	11	17	13	--	90		P	
		67	39	60	18	56	36	70	17	132			
		4 C 7 28	1 A 9 9	4 C 7 28	1 B 8 8	4 D 6 24	1 B 8 8	3 B 8 24	1 C 7 7	6 O 10 60		25	196 7.84
		(DIPLOMA STUDENT) SGPI: SEM-III: 6.83 ; SEM-IV: 6.46 ; SEM-V: 5.93 ; SEM-VI: 6.46 ; SEM-VII: 7.22 ; CGPI: 6.79											
14182804	NAIK NIMISH MANOHAR PRATIBHA	(ELECTIVE: MEE8022:RENEWABLE ENERGY SOURCES)											
		51	18	40	20	37	21	49	20	39			
		8	21	13	--	11	17	12	--	89		P	
		59	39	53	20	48	38	61	20	128			
		4 D 6 24	1 A 9 9	4 D 6 24	1 O 10 10	4 E 5 20	1 A 9 9	3 C 7 21	1 O 10 10	6 O 10 60		25	187 7.48
		SGPI: SEM-I: 7.44 ; SEM-II: 7.04 ; SEM-III: 6.29 ; SEM-IV: 6.21 ; SEM-V: 6.41 ; SEM-VI: 6.32 ; SEM-VII: 7.11 ; CGPI: 6.79											
/- FEMALE, #- 0.229,@- 0.5042,@- 0.5043,* - 0.5045,ADC- ADMISSION CANCELLED, RR- RESERVED, -- FAILS IN THEORY OR PRACTICAL													
RPV- PROVISIONAL, RCC- 0.5050, A.ABS- ABSENT, F- FAILS, P- PASSES, NULL- NULL & VOID													
G:grade GP:grade points C:credits CP:credit points CGPI:Cumulative Grade Performance Index													
腩G:sum of product of credits & grades 腩:sum of credit points SGPI: 腩G/腩													
MARKS	:	>=80	>=75 and <80	>=70 and <75	>=60 and <70	>=50 and <60	>=45 and <50	>=40 and <45	<40				
GRADE	:	O	A	B	C	D	E	F	F				
GRADE POINT	:	10	9	8	7	6	5	4	0				

OFFICE REGISTER FOR THE B.E. (MECHANICAL) (SEM VIII) (CBSGS) EXAMINATION HELD IN MAY 2019  
COLLEGE/CENTRE NAME:466:VCET

RESULT DATE :- JULY 12, 2019

SEAT NO	NAME	Course-I				Course-II				Course-III				Course-IV				Course-V				RESULT	REMARK
		Th(80/32)	Tw(25/10)	In(20/08)	Tot	Th(80/32)	Tw(25/10)	In(20/08)	Tot	Th(80/32)	Tw(25/10)	In(20/08)	Tot	Th(80/32)	Tw(25/10)	In(20/08)	Tot	Th(80/32)	Tw(50/20)	Or(100/40)	Tot		
		C	G	GP	C*G	C	G	GP	C*G	C	G	GP	C*G	C	G	GP	C*G	C	G	GP	C*G		

1. MEC801	DESIGN OF MECH. SYSTEMS	2. MEC802	INDUSTRIAL ENGG & MGMT.	3. MEC803	REFRIG. & AIR CONDITION
4. ELECTIVE-II SUBJECT		5. MEP802	PROJECT-II		

14182805 NAVALOLLU PRANOT CHANDRASHEKHAR RASHMEE (ELECTIVE: MEE8022:RENEWABLE ENERGY SOURCES)

46	18	48	19	64	20	55	20	39																														
10	22	14	--	15	19	14	--	86																P														
56	40	62	19	79	39	69	20	125																														
4	D	6	24	1	O	10	10	4	C	7	28	1	A	9	9	4	A	9	36	1	A	9	9	3	C	7	21	1	O	10	10	6	O	10	60	25	207	8.28

SGPI: SEM-I: 7.85 ; SEM-II: 7.24 ; SEM-III: 8.58 ; SEM-IV: 8.43 ; SEM-V: 8.96 ; SEM-VI: 8.43 ; SEM-VII: 8.56 ; CGPI: 8.29

14182806 PANDYA JAY ATULBHAI ALKABEN (ELECTIVE: MEE8022:RENEWABLE ENERGY SOURCES)

42	22	51	19	51	20	43	17	38																														
10	22	13	--	16	19	14	--	83																	P													
52	44	64	19	67	39	57	17	121																														
4	D	6	24	1	O	10	10	4	C	7	28	1	A	9	9	4	C	7	28	1	A	9	9	3	D	6	18	1	C	7	7	6	O	10	60	25	193	7.72

SGPI: SEM-I: 7.30 ; SEM-II: 6.63 ; SEM-III: 7.50 ; SEM-IV: 7.04 ; SEM-V: 7.81 ; SEM-VI: 7.18 ; SEM-VII: 7.63 ; CGPI: 7.35

14182807 PATIL ROHIT ANANDA MANGAL (ELECTIVE: MEE8022:RENEWABLE ENERGY SOURCES)

64	20	50	19	48	21	59	20	38																														
14	22	12	--	17	19	17	--	80																	P													
78	42	62	19	65	40	76	20	118																														
4	A	9	36	1	O	10	10	4	C	7	28	1	A	9	9	4	C	7	28	1	O	10	10	3	A	9	27	1	O	10	10	6	A	9	54	25	212	8.48

SGPI: SEM-I: 9.56 ; SEM-II: 8.98 ; SEM-III: 9.17 ; SEM-IV: 8.61 ; SEM-V: 9.11 ; SEM-VI: 8.32 ; SEM-VII: 9.04 ; CGPI: 8.91

14182808 PAWAR AJAY BABAN ARCHANA (ELECTIVE: MEE8022:RENEWABLE ENERGY SOURCES)

44	20	34	23	47	20	45	21	40																														
11	23	12	--	15	19	16	--	88																	P													
55	43	46	23	62	39	61	21	128																														
4	D	6	24	1	O	10	10	4	E	5	20	1	O	10	10	4	C	7	28	1	A	9	9	3	C	7	21	1	O	10	10	6	O	10	60	25	192	7.68

SGPI: SEM-I: 7.20 ; SEM-II: 7.35 ; SEM-III: 7.38 ; SEM-IV: 6.86 ; SEM-V: 7.89 ; SEM-VI: 6.86 ; SEM-VII: 6.89 ; CGPI: 7.26

/- FEMALE, #- 0.229,@- 0.5042,@- 0.5043,\* - 0.5045,ADC- ADMISSION CANCELLED, RR- RESERVED, -- FAILS IN THEORY OR PRACTICAL

RPV- PROVISIONAL, RCC- 0.5050, A.ABS- ABSENT, F- FAILS, P- PASSES, NULL- NULL & VOID

G:grade GP:grade points C:credits CP:credit points CGPI:Cumulative Grade Performance Index

腩G:sum of product of credits & grades 腩:sum of credit points SGPI: 腩G/腩

MARKS	: >=80	>=75 and <80	>=70 and <75	>=60 and <70	>=50 and <60	>=45 and <50	>=40 and <45	<40
GRADE	: O	A	B	C	D	E	F	F
GRADE POINT	: 10	9	8	7	6	5	4	0



OFFICE REGISTER FOR THE B.E. (MECHANICAL) (SEM VIII) (CBSGS) EXAMINATION HELD IN MAY 2019

COLLEGE/CENTRE NAME:466:VCET

RESULT DATE :- JULY 12, 2019

SEAT_NO	NAME													RESULT	REMARK				
<----- Course-I ----->		<----- Course-II ----->				<----- Course-III ----->				<----- Course-IV ----->				< Course-V >					
Th(80/32)	Tw(25/10)	Th(80/32)	Tw(25/10)	Th(80/32)	Tw(25/10)	Th(80/32)	Tw(25/10)	Th(80/32)	Tw(25/10)	Th(80/32)	Tw(25/10)	Th(80/32)	Tw(50/20)						
In(20/08)	Or(25/10)	In(20/08)	---	In(20/08)	Or(25/10)	In(20/08)	---	In(20/08)	---	In(20/08)	---	In(20/08)	---	Or(100/40)					
Tot	Tot	Tot	Tot	Tot	Tot	Tot	Tot	Tot	Tot	Tot	Tot	Tot	Tot						
C G GP C*G	C G GP C*G	C G GP C*G	C G GP C*G	C G GP C*G	C G GP C*G	C G GP C*G	C G GP C*G	C G GP C*G	C G GP C*G	C G GP C*G	C G GP C*G	C G GP C*G	C G GP C*G	腓 腓G	SGPI				
1. MEC801	DESIGN OF MECH. SYSTEMS	2. MEC802	INDUSTRIAL ENGG & MGMT.	3. MEC803	REFRIG. & AIR CONDITION														
4. ELECTIVE-II SUBJECT		5. MEP802	PROJECT-II																
14182809	PAWAR SWAPNIL DATTARAM DARSHANA	(ELECTIVE: MEE8022:RENEWABLE ENERGY SOURCES)																	
49	20	32	21	50	18	50	17	37											
8	21	8	--	8	15	11	--	80									P		
57	41	40	21	58	33	61	17	117											
4 D 6 24	1 O 10 10	4 P 4 16	1 O 10 10	4 D 6 24	1 C 7 7	3 C 7 21	1 C 7 7	6 A 9 54									25	173	6.92
SGPI: SEM-I: 8.48 ; SEM-II: 7.85 ; SEM-III: 8.04 ; SEM-IV: 8.25 ; SEM-V: 6.41 ; SEM-VI: 7.14 ; SEM-VII: 6.48 ; CGPI: 7.45																			
14182810	PENKAR SIDDHESH GANESH RANJANA	(ELECTIVE: MEE8022:RENEWABLE ENERGY SOURCES)																	
66	22	54	23	67	21	62	20	39											
15	22	13	--	20	22	17	--	85									P		
81	44	67	23	87	43	79	20	124											
4 O 10 40	1 O 10 10	4 C 7 28	1 O 10 10	4 O 10 40	1 O 10 10	3 A 9 27	1 O 10 10	6 O 10 60									25	235	9.40
(DIPLOMA STUDENT) SGPI: SEM-III: 8.42 ; SEM-IV: 9.46 ; SEM-V: 9.22 ; SEM-VI: 9.64 ; SEM-VII: 9.26 ; CGPI: 9.23																			
14182811	PEREIRA DARYL VINCENT CATHERINE	(ELECTIVE: MEE8022:RENEWABLE ENERGY SOURCES)																	
48	20	38	23	45	19	56	20	38											
12	21	12	--	10	18	13	--	88									P		
60	41	50	23	55	37	69	20	126											
4 C 7 28	1 O 10 10	4 D 6 24	1 O 10 10	4 D 6 24	1 B 8 8	3 C 7 21	1 O 10 10	6 O 10 60									25	195	7.80
SGPI: SEM-I: 6.04 ; SEM-II: 5.83 ; SEM-III: 5.92 ; SEM-IV: 6.68 ; SEM-V: 6.89 ; SEM-VI: 6.54 ; SEM-VII: 7.26 ; CGPI: 6.62																			
14182812	PETKAR TEJAS SANTOSH VAIBHAVI	(ELECTIVE: MEE8022:RENEWABLE ENERGY SOURCES)																	
51	18	33	21	41	18	55	17	40											
8	18	9	--	8	18	10	--	86									P		
59	36	42	21	49	36	65	17	126											
4 D 6 24	1 B 8 8	4 P 4 16	1 O 10 10	4 E 5 20	1 B 8 8	3 C 7 21	1 C 7 7	6 O 10 60									25	174	6.96
SGPI: SEM-I: 7.33 ; SEM-II: 7.24 ; SEM-III: 6.96 ; SEM-IV: 5.82 ; SEM-V: 6.85 ; SEM-VI: 6.61 ; SEM-VII: 6.48 ; CGPI: 6.78																			
/- FEMALE, #- 0.229,@- 0.5042,@- 0.5043,* - 0.5045,ADC- ADMISSION CANCELLED, RR- RESERVED, -- FAILS IN THEORY OR PRACTICAL																			
RPV- PROVISIONAL, RCC- 0.5050, A.ABS- ABSENT, F- FAILS, P- PASSES, NULL- NULL & VOID																			
G:grade GP:grade points C:credits CP:credit points CGPI:Cumulative Grade Performance Index																			
腓G:sum of product of credits & grades 腓:sum of credit points SGPI: 腓G/腓																			
MARKS	: >=80	>=75 and <80	>=70 and <75	>=60 and <70	>=50 and <60	>=45 and <50	>=40 and <45	<40											
GRADE	: O	A	B	C	D	E	P	F											
GRADE POINT	: 10	9	8	7	6	5	4	0											

OFFICE REGISTER FOR THE B.E. (MECHANICAL) (SEM VIII) (CBSGS) EXAMINATION HELD IN MAY 2019

COLLEGE/CENTRE NAME:466:VCET

RESULT DATE :- JULY 12, 2019

SEAT_NO	NAME	<----- Course-I ----->			<----- Course-II ----->			<----- Course-III ----->			<----- Course-IV ----->			< Course-V >			RESULT	REMARK
		Th(80/32)	Tw(25/10)	In(20/08)	Th(80/32)	Tw(25/10)	In(20/08)	Th(80/32)	Tw(25/10)	In(20/08)	Th(80/32)	Tw(25/10)	In(20/08)	Tw(50/20)				
		Or(25/10)			---			Or(25/10)			---			Or(100/40)				
		Tot	Tot	Tot	Tot	Tot	Tot	Tot	Tot	Tot	Tot	Tot	Tot	Tot				
		C G GP C*G	C G GP C*G	C G GP C*G	C G GP C*G	C G GP C*G	C G GP C*G	C G GP C*G	C G GP C*G	C G GP C*G	C G GP C*G	C G GP C*G	C G GP C*G	C G GP C*G		腓 腓G SGPI		
1. MEC801	DESIGN OF MECH. SYSTEMS	2. MEC802			INDUSTRIAL ENGG & MGMT.			3. MEC803			REFRIG. & AIR CONDITION							
4. ELECTIVE-II SUBJECT		5. MEP802			PROJECT-II													
14182813	PITALE PARAG SANJEEV SHRUTI	(ELECTIVE: MEE8022:RENEWABLE ENERGY SOURCES)																
		36	22	66	23	44	20	51	23	40								
		16	18	13	--	13	21	18	--	89					P			
		52	40	79	23	57	41	69	23	129								
		4 D 6 24	1 O 10 10	4 A 9 36	1 O 10 10	4 D 6 24	1 O 10 10	3 C 7 21	1 O 10 10	6 O 10 60					25	205 8.20		
		SGPI: SEM-I: 8.19 ; SEM-II: 8.81 ; SEM-III: 7.92 ; SEM-IV: 8.25 ; SEM-V: 8.67 ; SEM-VI: 8.57 ; SEM-VII: 8.74 ; CGPI: 8.42																
14182814	RAI SAURABH RAI ANJU	(ELECTIVE: MEE8022:RENEWABLE ENERGY SOURCES)																
		47	22	49	23	69	20	60	20	41								
		13	23	14	--	12	19	18	--	89					P			
		60	45	63	23	81	39	78	20	130								
		4 C 7 28	1 O 10 10	4 C 7 28	1 O 10 10	4 O 10 40	1 A 9 9	3 A 9 27	1 O 10 10	6 O 10 60					25	222 8.88		
		SGPI: SEM-I: 7.59 ; SEM-II: 8.24 ; SEM-III: 8.38 ; SEM-IV: 8.29 ; SEM-V: 8.30 ; SEM-VI: 7.75 ; SEM-VII: 8.48 ; CGPI: 8.24																
14182815	RATHOD JAI SHYAM RASHMI	(ELECTIVE: MEE8022:RENEWABLE ENERGY SOURCES)																
		52	17	32	19	57	19	59	17	36								
		11	18	14	--	9	17	10	--	69					P			
		63	35	46	19	66	36	69	17	105								
		4 C 7 28	1 B 8 8	4 E 5 20	1 A 9 9	4 C 7 28	1 B 8 8	3 C 7 21	1 C 7 7	6 B 8 48					25	177 7.08		
		SGPI: SEM-I: 8.96 ; SEM-II: 8.37 ; SEM-III: 7.54 ; SEM-IV: 7.50 ; SEM-V: 7.78 ; SEM-VI: 7.25 ; SEM-VII: 7.11 ; CGPI: 7.70 @0.05																
14182816	SALAGARE SHIBHAV SHIVAPUTRAPPA BHOORAMA	(ELECTIVE: MEE8022:RENEWABLE ENERGY SOURCES)																
		55	23	59	22	40	20	42	22	40								
		12	21	13	--	13	17	19	--	88					P			
		67	44	72	22	53	37	61	22	128								
		4 C 7 28	1 O 10 10	4 B 8 32	1 O 10 10	4 D 6 24	1 B 8 8	3 C 7 21	1 O 10 10	6 O 10 60					25	203 8.12		
		SGPI: SEM-I: 8.81 ; SEM-II: 8.22 ; SEM-III: 7.88 ; SEM-IV: 7.57 ; SEM-V: 7.89 ; SEM-VI: 7.57 ; SEM-VII: 8.30 ; CGPI: 8.05																
/- FEMALE, #- 0.229,@- 0.5042,@- 0.5043,* - 0.5045,ADC- ADMISSION CANCELLED, RR- RESERVED, -- FAILS IN THEORY OR PRACTICAL																		
RPV- PROVISIONAL, RCC- 0.5050, A.ABS- ABSENT, F- FAILS, P- PASSES, NULL- NULL & VOID																		
G:grade GP:gradepoints C:credits CP:credit points CGPI:Cumulative Grade Performance Index																		
腓G:sum of product of credits & grades 腓:sum of credit points SGPI: 腓G/腓																		
MARKS	:	>=80	>=75 and <80	>=70 and <75	>=60 and <70	>=50 and <60	>=45 and <50	>=40 and <45	<40									
GRADE	:	O	A	B	C	D	E	P	F									
GRADE POINT	:	10	9	8	7	6	5	4	0									

OFFICE REGISTER FOR THE B.E. (MECHANICAL) (SEM VIII) (CBSGS) EXAMINATION HELD IN MAY 2019  
COLLEGE/CENTRE NAME:466:VCET

RESULT DATE :- JULY 12, 2019

SEAT NO	NAME	Course-I		Course-II		Course-III		Course-IV		Course-V		RESULT	REMARK
		Th(80/32)	Tw(25/10)	Th(80/32)	Tw(25/10)	Th(80/32)	Tw(25/10)	Th(80/32)	Tw(25/10)	Th(80/32)	Tw(50/20)		
		In(20/08)	Or(25/10)	In(20/08)	---	In(20/08)	Or(25/10)	In(20/08)	---	In(20/08)	Or(100/40)		
		Tot	Tot	Tot	Tot	Tot	Tot	Tot	Tot	Tot	Tot		
		C G GP C*G	C G GP C*G	C G GP C*G	C G GP C*G	C G GP C*G	C G GP C*G	C G GP C*G	C G GP C*G	C G GP C*G	C G GP C*G	腩	腩G SGPI
1. MEC801	DESIGN OF MECH. SYSTEMS	2. MEC802		INDUSTRIAL ENGG & MGMT.		3. MEC803		REFRIG. & AIR CONDITION					
4. ELECTIVE-II SUBJECT		5. MEP802		PROJECT-II									
14182817	SALE YOGESH SHRIKANT USHA	(ELECTIVE: MEE8022:RENEWABLE ENERGY SOURCES)											
		38	18	59	22	53	20	44	18	36			
		12	18	10	--	15	18	16	--	80		P	
		50	36	69	22	68	38	60	18	116			
		4 D 6 24	1 B 8 8	4 C 7 28	1 O 10 10	4 C 7 28	1 A 9 9	3 C 7 21	1 B 8 8	6 A 9 54		25 190	7.60
		SGPI: SEM-I: 8.81 ; SEM-II: 8.00 ; SEM-III: 8.33 ; SEM-IV: 7.82 ; SEM-V: 7.33 ; SEM-VI: 6.57 ; SEM-VII: 7.93 ; CGPI: 7.80											
14182818	SANT VIVEK RAJESHWAR PRATIBHA	(ELECTIVE: MEE8022:RENEWABLE ENERGY SOURCES)											
		56	19	51	21	39	20	56	17	39			
		11	20	12	--	11	17	15	--	82		P	
		67	39	63	21	50	37	71	17	121			
		4 C 7 28	1 A 9 9	4 C 7 28	1 O 10 10	4 D 6 24	1 B 8 8	3 B 8 24	1 C 7 7	6 O 10 60		25 198	7.92
		SGPI: SEM-I: 6.26 ; SEM-II: 6.91 ; SEM-III: 7.38 ; SEM-IV: 6.57 ; SEM-V: 6.81 ; SEM-VI: 6.93 ; SEM-VII: 7.37 ; CGPI: 7.02											
14182819	SHAH ABHISHEK PRADIP BHAVNA	(ELECTIVE: MEE8022:RENEWABLE ENERGY SOURCES)											
		50	23	43	21	58	21	54	22	40			
		10	22	12	--	12	17	16	--	85		P	
		60	45	55	21	70	38	70	22	125			
		4 C 7 28	1 O 10 10	4 D 6 24	1 O 10 10	4 B 8 32	1 A 9 9	3 B 8 24	1 O 10 10	6 O 10 60		25 207	8.28
		SGPI: SEM-I: 6.37 ; SEM-II: 7.59 ; SEM-III: 6.67 ; SEM-IV: 5.68 ; SEM-V: 6.00 ; SEM-VI: 6.43 ; SEM-VII: 8.63 ; CGPI: 6.96											
14182820	SHAH AAKANSHU AJAYKUMAR SONAL	(ELECTIVE: MEE8022:RENEWABLE ENERGY SOURCES)											
		39	19	47	20	65	19	56	18	38			
		12	18	12	--	9	16	15	--	82		P	
		51	37	59	20	74	35	71	18	120			
		4 D 6 24	1 B 8 8	4 D 6 24	1 O 10 10	4 B 8 32	1 B 8 8	3 B 8 24	1 B 8 8	6 O 10 60		25 198	7.92
		SGPI: SEM-I: 7.52 ; SEM-II: 7.33 ; SEM-III: 7.00 ; SEM-IV: 6.82 ; SEM-V: 6.70 ; SEM-VI: 6.75 ; SEM-VII: 7.15 ; CGPI: 7.15											
/- FEMALE, #- 0.229,@- 0.5042,@- 0.5043,* - 0.5045,ADC- ADMISSION CANCELLED, RR- RESERVED, -- FAILS IN THEORY OR PRACTICAL													
RPV- PROVISIONAL, RCC- 0.5050, A.ABS- ABSENT, F- FAILS, P- PASSES, NULL- NULL & VOID													
G:grade GP:grade points C:credits CP:credit points CGPI:Cumulative Grade Performance Index													
腩G:sum of product of credits & grades 腩:sum of credit points SGPI: 腩G/腩													
MARKS	:	>=80	>=75 and <80	>=70 and <75	>=60 and <70	>=50 and <60	>=45 and <50	>=40 and <45	<40				
GRADE	:	O	A	B	C	D	E	F	F				
GRADE POINT	:	10	9	8	7	6	5	4	0				

OFFICE REGISTER FOR THE B.E. (MECHANICAL) (SEM VIII) (CBSGS) EXAMINATION HELD IN MAY 2019

COLLEGE/CENTRE NAME:466:VCET

RESULT DATE :- JULY 12, 2019

SEAT_NO	NAME											RESULT	REMARK					
<----- Course-I ----->		<----- Course-II ----->				<----- Course-III ----->				<----- Course-IV ----->				< Course-V >				
Th(80/32)	Tw(25/10)	Th(80/32)	Tw(25/10)	Th(80/32)	Tw(25/10)	Th(80/32)	Tw(25/10)	Th(80/32)	Tw(25/10)	Th(80/32)	Tw(25/10)	Th(80/32)	Tw(50/20)					
In(20/08)	Or(25/10)	In(20/08)	---	In(20/08)	Or(25/10)	In(20/08)	---	In(20/08)	---	In(20/08)	---	In(20/08)	---	Or(100/40)				
Tot	Tot	Tot	Tot	Tot	Tot	Tot	Tot	Tot	Tot	Tot	Tot	Tot	Tot					
C G GP C*G	C G GP C*G	C G GP C*G	C G GP C*G	C G GP C*G	C G GP C*G	C G GP C*G	C G GP C*G	C G GP C*G	C G GP C*G	C G GP C*G	C G GP C*G	C G GP C*G	C G GP C*G	腩 腩G	SGPI			
1. MEC801	DESIGN OF MECH. SYSTEMS	2. MEC802	INDUSTRIAL ENGG & MGMT.	3. MEC803	REFRIG. & AIR CONDITION													
4. ELECTIVE-II SUBJECT		5. MEP802	PROJECT-II															
14182821	SHINDE MAYUR DASHRATH VAISHALI	(ELECTIVE: MEE8022:RENEWABLE ENERGY SOURCES)																
54	22	65	23	63	20	53	20	41										
13	21	14	--	17	16	17	--	95								P		
67	43	79	23	80	36	70	20	136										
4 C 7 28	1 O 10 10	4 A 9 36	1 O 10 10	4 O 10 40	1 B 8 8	3 B 8 24	1 O 10 10	6 O 10 60								25	226	9.04
(DIPLOMA STUDENT)		SGPI: SEM-III: 8.21 ; SEM-IV: 8.50 ; SEM-V: 8.33 ; SEM-VI: 8.46 ; SEM-VII: 8.59 ; CGPI: 8.52																
14182822	UMRA PARTH JAYANT JYOTI	(ELECTIVE: MEE8022:RENEWABLE ENERGY SOURCES)																
49	18	56	18	64	18	60	17	39										
10	18	15	--	16	18	13	--	93								P		
59	36	71	18	80	36	73	17	132										
4 D 6 24	1 B 8 8	4 B 8 32	1 B 8 8	4 O 10 40	1 B 8 8	3 B 8 24	1 C 7 7	6 O 10 60								25	211	8.44
(DIPLOMA STUDENT)		SGPI: SEM-III: 7.42 ; SEM-IV: 7.75 ; SEM-V: 7.41 ; SEM-VI: 6.50 ; SEM-VII: 7.07 ; CGPI: 7.43																
14182823	BAFNA NAYAN AMRATLAL SANGEETA	(ELECTIVE: MEE8023:PROJECT MANAGEMENT)																
63	17	53	20	66	19	47	20	37										
11	18	15	--	14	16	15	--	83								P		
74	35	68	20	80	35	62	20	120										
4 B 8 32	1 B 8 8	4 C 7 28	1 O 10 10	4 O 10 40	1 B 8 8	3 C 7 21	1 O 10 10	6 O 10 60								25	217	8.68
		SGPI: SEM-I: 8.67 ; SEM-II: 7.74 ; SEM-III: 8.25 ; SEM-IV: 8.43 ; SEM-V: 8.37 ; SEM-VI: 7.89 ; SEM-VII: 8.11 ; CGPI: 8.27																
14182824	BENDALE AMIT ANIL YOGINI	(ELECTIVE: MEE8023:PROJECT MANAGEMENT)																
32	18	52	18	49	20	56	19	31										
12	19	13	--	12	17	14	--	82								P		
44	37	65	18	61	37	70	19	113										
4 P 4 16	1 B 8 8	4 C 7 28	1 B 8 8	4 C 7 28	1 B 8 8	3 B 8 24	1 A 9 9	6 A 9 54								25	183	7.32
		SGPI: SEM-I: 5.22 ; SEM-II: 5.26 ; SEM-III: 5.83 ; SEM-IV: 5.89 ; SEM-V: 6.19 ; SEM-VI: 6.32 ; SEM-VII: 7.30 ; CGPI: 6.17																
/- FEMALE, #- 0.229,@- 0.5042,@- 0.5043,* - 0.5045,ADC- ADMISSION CANCELLED, RR- RESERVED, -- FAILS IN THEORY OR PRACTICAL																		
RPV- PROVISIONAL, RCC- 0.5050, A.ABS- ABSENT, F- FAILS, P- PASSES, NULL- NULL & VOID																		
G:grade GP:grade points C:credits CP:credit points CGPI:Cumulative Grade Performance Index																		
腩G:sum of product of credits & grades 腩:sum of credit points SGPI: 腩G/腩																		
MARKS	: >=80	>=75 and <80	>=70 and <75	>=60 and <70	>=50 and <60	>=45 and <50	>=40 and <45	<40										
GRADE	: O	A	B	C	D	E	P	F										
GRADE POINT	: 10	9	8	7	6	5	4	0										



OFFICE REGISTER FOR THE B.E. (MECHANICAL) (SEM VIII) (CBSGS) EXAMINATION HELD IN MAY 2019

COLLEGE/CENTRE NAME:466:VCET

RESULT DATE :- JULY 12, 2019

SEAT_NO	NAME	Course-I		Course-II		Course-III		Course-IV		Course-V		RESULT	REMARK		
		Th(80/32)	Tw(25/10)	Th(80/32)	Tw(25/10)	Th(80/32)	Tw(25/10)	Th(80/32)	Tw(25/10)	Th(80/32)	Tw(50/20)				
		In(20/08)	Or(25/10)	In(20/08)	---	In(20/08)	Or(25/10)	In(20/08)	---	In(20/08)	Or(100/40)				
		Tot	Tot	Tot	Tot	Tot	Tot	Tot	Tot	Tot	Tot				
		C G GP C*G	C G GP C*G	C G GP C*G	C G GP C*G	C G GP C*G	C G GP C*G	C G GP C*G	C G GP C*G	C G GP C*G	C G GP C*G	腓	腓G SGPI		
1. MEC801	DESIGN OF MECH. SYSTEMS	2. MEC802				INDUSTRIAL ENGG & MGMT.				3. MEC803				REFRIG. & AIR CONDITION	
4. ELECTIVE-II SUBJECT		5. MEP802				PROJECT-II									
14182825	BHANJI ANIT VASUDEV VARSHA	(ELECTIVE: MEE8023:PROJECT MANAGEMENT)													
		55	18	50	20	50	20	52	20	40					
		11	18	13	--	12	19	16	--	89		P			
		66	36	63	20	62	39	68	20	129					
		4 C 7 28	1 B 8 8	4 C 7 28	1 O 10 10	4 C 7 28	1 A 9 9	3 C 7 21	1 O 10 10	6 O 10 60		25	202 8.08		
	(DIPLOMA STUDENT)	SGPI: SEM-III: 7.04 ; SEM-IV: 6.96 ; SEM-V: 7.41 ; SEM-VI: 6.36 ; SEM-VII: 7.70 ; CGPI: 7.26													
14182826	BHARMAL MURTUZA ABDULLAH MUNIRABEN	(ELECTIVE: MEE8023:PROJECT MANAGEMENT)													
		32	18	41	23	40	21	44	19	30					
		13	18	16	--	11	19	17	--	80		P			
		45	36	57	23	51	40	61	19	110					
		4 E 5 20	1 B 8 8	4 D 6 24	1 O 10 10	4 D 6 24	1 O 10 10	3 C 7 21	1 A 9 9	6 B 8 48		25	174 6.96		
		SGPI: SEM-I: 5.52 ; SEM-II: 6.44 ; SEM-III: 6.00 ; SEM-IV: 5.86 ; SEM-V: 6.41 ; SEM-VI: 6.32 ; SEM-VII: 6.93 ; CGPI: 6.31													
14182827	BHISE ROHIT SANDEEP SHARMILA	(ELECTIVE: MEE8023:PROJECT MANAGEMENT)													
		50	17	51	21	57	19	46	19	37					
		14	18	14	--	13	16	16	--	84		P			
		64	35	65	21	70	35	62	19	121					
		4 C 7 28	1 B 8 8	4 C 7 28	1 O 10 10	4 B 8 32	1 B 8 8	3 C 7 21	1 A 9 9	6 O 10 60		25	204 8.16		
		SGPI: SEM-I: 9.11 ; SEM-II: 8.56 ; SEM-III: 7.92 ; SEM-IV: 7.57 ; SEM-V: 8.44 ; SEM-VI: 7.86 ; SEM-VII: 8.41 ; CGPI: 8.25													
14182828	BHOKARE MAYUR KISHOR SEEMA	(ELECTIVE: MEE8023:PROJECT MANAGEMENT)													
		42	17	49	19	48	19	60	19	38					
		9	18	14	--	13	16	17	--	86		P			
		51	35	63	19	61	35	77	19	124					
		4 D 6 24	1 B 8 8	4 C 7 28	1 A 9 9	4 C 7 28	1 B 8 8	3 A 9 27	1 A 9 9	6 O 10 60		25	201 8.04		
		SGPI: SEM-I: 6.85 ; SEM-II: 7.87 ; SEM-III: 7.33 ; SEM-IV: 5.79 ; SEM-V: 6.89 ; SEM-VI: 6.32 ; SEM-VII: 7.11 ; CGPI: 7.03													
/- FEMALE, #- 0.229,@- 0.5042,@- 0.5043,* - 0.5045,ADC- ADMISSION CANCELLED, RR- RESERVED, -- FAILS IN THEORY OR PRACTICAL															
RPV- PROVISIONAL, RCC- 0.5050, A.ABS- ABSENT, F- FAILS, P- PASSES, NULL- NULL & VOID															
G:grade GP:grade points C:credits CP:credit points CGPI:Cumulative Grade Performance Index															
腓G:sum of product of credits & grades 腓:sum of credit points SGPI: 腓G/腓															
MARKS	:	>=80	>=75 and <80	>=70 and <75	>=60 and <70	>=50 and <60	>=45 and <50	>=40 and <45	<40						
GRADE	:	O	A	B	C	D	E	P	F						
GRADE POINT	:	10	9	8	7	6	5	4	0						

OFFICE REGISTER FOR THE B.E. (MECHANICAL) (SEM VIII) (CBSGS) EXAMINATION HELD IN MAY 2019

COLLEGE/CENTRE NAME:466:VCET

RESULT DATE :- JULY 12, 2019

SEAT_NO	NAME										RESULT	REMARK										
<-----	Course-I		<-----		Course-II		<-----		Course-III		<-----		Course-IV		<-----		Course-V					
Th(80/32)	Tw(25/10)		Th(80/32)		Tw(25/10)		Th(80/32)		Tw(25/10)		Th(80/32)		Tw(25/10)		Th(80/32)		Tw(50/20)					
In(20/08)	Or(25/10)		In(20/08)		---		In(20/08)		Or(25/10)		In(20/08)		---		In(20/08)		Or(100/40)					
Tot	Tot		Tot		Tot		Tot		Tot		Tot		Tot		Tot		Tot					
C G GP C*G	C G GP C*G		C G GP C*G		C G GP C*G		C G GP C*G		C G GP C*G		C G GP C*G		C G GP C*G		C G GP C*G		C G GP C*G		腓	腓G	SGPI	
1. MEC801	DESIGN OF MECH. SYSTEMS										2. MEC802	INDUSTRIAL ENGG & MGMT.					3. MEC803	REFRIG. & AIR CONDITION				
4. ELECTIVE-II SUBJECT											5. MEP802	PROJECT-II										
-----																						
14182829 /BIDIKAR MRUDULA GIRISH RAJASHRI											(ELECTIVE: MEE8023:PROJECT MANAGEMENT)											
64	20		56		23		55		23		59		22		40							
12	22		19		--		18		23		17		--		88				P			
76	42		75		23		73		46		76		22		128							
4 A 9 36	1 O 10 10		4 A 9 36		1 O 10 10		4 B 8 32		1 O 10 10		3 A 9 27		1 O 10 10		6 O 10 60				25	231	9.24	
(DIPLOMA STUDENT)											SGPI: SEM-III: 7.29 ; SEM-IV: 8.07 ; SEM-V: 8.48 ; SEM-VI: 7.61 ; SEM-VII: 8.89 ; CGPI: 8.26											
-----																						
14182830 /CHAUHAN DIVYA MANSUKHLAL RASILABEN											(ELECTIVE: MEE8023:PROJECT MANAGEMENT)											
44	20		47		22		60		20		53		22		31							
14	19		16		--		12		20		16		--		80				P			
58	39		63		22		72		40		69		22		111							
4 D 6 24	1 A 9 9		4 C 7 28		1 O 10 10		4 B 8 32		1 O 10 10		3 C 7 21		1 O 10 10		6 B 8 48				25	192	7.68	
(DIPLOMA STUDENT)											SGPI: SEM-III: 6.75 ; SEM-IV: 6.50 ; SEM-V: 7.04 ; SEM-VI: 6.68 ; SEM-VII: 8.15 ; CGPI: 7.13											
-----																						
14182831 CHAVAN MAYUR RAJENDRA RAJESHREE											(ELECTIVE: MEE8023:PROJECT MANAGEMENT)											
32	17		48		20		35		18		44		20		35							
10	17		11		--		9		20		16		--		81				P			
42	34		59		20		44		38		60		20		116							
4 P 4 16	1 C 7 7		4 D 6 24		1 O 10 10		4 P 4 16		1 A 9 9		3 C 7 21		1 O 10 10		6 A 9 54				25	167	6.68	
SGPI: SEM-I: 6.56 ; SEM-II: 7.52 ; SEM-III: 7.83 ; SEM-IV: 7.46 ; SEM-V: 7.44 ; SEM-VI: 6.75 ; SEM-VII: 6.33 ; CGPI: 7.07																						
-----																						
14182832 DENGANE RAHUL PRAKASH VANMALA											(ELECTIVE: MEE8023:PROJECT MANAGEMENT)											
55	21		57		22		67		19		60		19		38							
13	22		14		--		16		20		18		--		87				P			
68	43		71		22		83		39		78		19		125							
4 C 7 28	1 O 10 10		4 B 8 32		1 O 10 10		4 O 10 40		1 A 9 9		3 A 9 27		1 A 9 9		6 O 10 60				25	225	9.00	
SGPI: SEM-I: 9.19 ; SEM-II: 9.74 ; SEM-III: 9.33 ; SEM-IV: 9.04 ; SEM-V: 9.56 ; SEM-VI: 9.36 ; SEM-VII: 9.70 ; CGPI: 9.37																						
-----																						
/- FEMALE, #- 0.229,@- 0.5042,@- 0.5043,* - 0.5045,ADC- ADMISSION CANCELLED, RR- RESERVED, -- FAILS IN THEORY OR PRACTICAL																						
RPV- PROVISIONAL, RCC- 0.5050, A.ABS- ABSENT, F- FAILS, P- PASSES, NULL- NULL & VOID																						
G:grade GP:gradepoints C:credits CP:credit points CGPI:Cumulative Grade Performance Index																						
腓G:sum of product of credits & grades 腓:sum of credit points SGPI: 腓G/腓																						
MARKS	: >=80		>=75 and <80		>=70 and <75		>=60 and <70		>=50 and <60		>=45 and <50		>=40 and <45		<40							
GRADE	: O		A		B		C		D		E		P		F							
GRADE POINT	: 10		9		8		7		6		5		4		0							

OFFICE REGISTER FOR THE B.E. (MECHANICAL) (SEM VIII) (CBSGS) EXAMINATION HELD IN MAY 2019

COLLEGE/CENTRE NAME:466:VCET

RESULT DATE :- JULY 12, 2019

SEAT_NO	NAME	<----- Course-I ----->			<----- Course-II ----->			<----- Course-III ----->			<----- Course-IV ----->			< Course-V >			RESULT	REMARK
		Th(80/32)	Tw(25/10)	In(20/08)	Th(80/32)	Tw(25/10)	In(20/08)	Th(80/32)	Tw(25/10)	In(20/08)	Th(80/32)	Tw(25/10)	In(20/08)	Tw(50/20)				
		Or(25/10)			---			Or(25/10)			---			Or(100/40)				
		Tot	Tot	Tot	Tot	Tot	Tot	Tot	Tot	Tot	Tot	Tot	Tot	Tot				
		C G GP C*G	C G GP C*G	C G GP C*G	C G GP C*G	C G GP C*G	C G GP C*G	C G GP C*G	C G GP C*G	C G GP C*G	C G GP C*G	C G GP C*G	C G GP C*G	C G GP C*G		腓 腓G SGPI		
1. MEC801	DESIGN OF MECH. SYSTEMS	2. MEC802			INDUSTRIAL ENGG & MGMT.			3. MEC803			REFRIG. & AIR CONDITION							
4. ELECTIVE-II SUBJECT		5. MEP802			PROJECT-II													
14182833	GAMRE ASMIT GANESH NISHA	(ELECTIVE: MEE8023:PROJECT MANAGEMENT)																
		57	17	65	21	60	18	50	20	40								
		14	19	12	--	12	20	16	--	88					P			
		71	36	77	21	72	38	66	20	128								
		4 B 8 32	1 B 8 8	4 A 9 36	1 O 10 10	4 B 8 32	1 A 9 9	3 C 7 21	1 O 10 10	6 O 10 60					25 218	8.72		
		SGPI: SEM-I: 7.26 ; SEM-II: 6.74 ; SEM-III: 7.25 ; SEM-IV: 7.14 ; SEM-V: 8.59 ; SEM-VI: 7.39 ; SEM-VII: 8.07 ; CGPI: 7.65 @0.10																
14182834	GUND SUJIT PRABHAKAR MINAKSHI	(ELECTIVE: MEE8023:PROJECT MANAGEMENT)																
		48	18	53	19	61	18	48	18	37								
		13	19	13	--	10	18	16	--	84					P			
		61	37	66	19	71	36	64	18	121								
		4 C 7 28	1 B 8 8	4 C 7 28	1 A 9 9	4 B 8 32	1 B 8 8	3 C 7 21	1 B 8 8	6 O 10 60					25 202	8.08		
		SGPI: SEM-I: 6.56 ; SEM-II: 6.33 ; SEM-III: 6.75 ; SEM-IV: 6.43 ; SEM-V: 6.59 ; SEM-VI: 6.14 ; SEM-VII: 7.30 ; CGPI: 6.77																
14182835	GUPTA NIKHIL MANOJKUMAR SANGEETA	(ELECTIVE: MEE8023:PROJECT MANAGEMENT)																
		60	20	44	18	63	17	53	20	38								
		16	20	14	--	12	19	16	--	86					P			
		76	40	58	18	75	36	69	20	124								
		4 A 9 36	1 O 10 10	4 D 6 24	1 B 8 8	4 A 9 36	1 B 8 8	3 C 7 21	1 O 10 10	6 O 10 60					25 213	8.52		
		SGPI: SEM-I: 8.44 ; SEM-II: 8.31 ; SEM-III: 8.29 ; SEM-IV: 8.68 ; SEM-V: 8.19 ; SEM-VI: 7.93 ; SEM-VII: 8.15 ; CGPI: 8.31																
14182836	HUINWAR ROHIT SHAMRAO GEETA	(ELECTIVE: MEE8023:PROJECT MANAGEMENT)																
		51	17	42	17	47	16	45	19	38								
		11	19	11	--	9	18	10	--	86					P			
		62	36	53	17	56	34	55	19	124								
		4 C 7 28	1 B 8 8	4 D 6 24	1 C 7 7	4 D 6 24	1 C 7 7	3 D 6 18	1 A 9 9	6 O 10 60					25 185	7.40		
		SGPI: SEM-I: 6.93 ; SEM-II: 5.94 ; SEM-III: 6.79 ; SEM-IV: 7.64 ; SEM-V: 7.81 ; SEM-VI: 6.75 ; SEM-VII: 6.93 ; CGPI: 7.02																
/- FEMALE, #- 0.229,@- 0.5042,@- 0.5043,* - 0.5045,ADC- ADMISSION CANCELLED, RR- RESERVED, -- FAILS IN THEORY OR PRACTICAL																		
RPV- PROVISIONAL, RCC- 0.5050, A.ABS- ABSENT, F- FAILS, P- PASSES, NULL- NULL & VOID																		
G:grade GP:gradepoints C:credits CP:credit points CGPI:Cumulative Grade Performance Index																		
腓G:sum of product of credits & grades 腓:sum of credit points SGPI: 腓G/腓																		
MARKS	:	>=80	>=75 and <80	>=70 and <75	>=60 and <70	>=50 and <60	>=45 and <50	>=40 and <45	<40									
GRADE	:	O	A	B	C	D	E	P	F									
GRADE POINT	:	10	9	8	7	6	5	4	0									

OFFICE REGISTER FOR THE B.E. (MECHANICAL) (SEM VIII) (CBSGS) EXAMINATION HELD IN MAY 2019

COLLEGE/CENTRE NAME:466:VCET

RESULT DATE :- JULY 12, 2019

SEAT_NO	NAME	<----- Course-I ----->			<----- Course-II ----->			<----- Course-III ----->			<----- Course-IV ----->			< Course-V >			RESULT	REMARK
		Th(80/32)	Tw(25/10)	In(20/08)	Th(80/32)	Tw(25/10)	In(20/08)	Th(80/32)	Tw(25/10)	In(20/08)	Th(80/32)	Tw(25/10)	In(20/08)	Tw(50/20)				
		Or(25/10)			---			Or(25/10)			---			Or(100/40)				
		Tot	Tot	Tot	Tot	Tot	Tot	Tot	Tot	Tot	Tot	Tot	Tot	Tot				
		C G GP C*G	C G GP C*G	C G GP C*G	C G GP C*G	C G GP C*G	C G GP C*G	C G GP C*G	C G GP C*G	C G GP C*G	C G GP C*G	C G GP C*G	C G GP C*G	C G GP C*G		腓 腓G SGPI		
1. MEC801	DESIGN OF MECH. SYSTEMS	2. MEC802			INDUSTRIAL ENGG & MGMT.			3. MEC803			REFRIG. & AIR CONDITION							
4. ELECTIVE-II	SUBJECT	5. MEP802			PROJECT-II													
14182837	JADHAV MANISH MUKUND MINALI	(ELECTIVE: MEE8023:PROJECT MANAGEMENT)																
		50	19	47	20	57	20	51	21	37								
		13	20	15	--	12	20	15	--	80					P			
		63	39	62	20	69	40	66	21	117								
		4 C 7 28	1 A 9 9	4 C 7 28	1 O 10 10	4 C 7 28	1 O 10 10	3 C 7 21	1 O 10 10	6 A 9 54					25 198	7.92		
	(DIPLOMA STUDENT)	SGPI: SEM-III: 7.62 ; SEM-IV: 7.57 ; SEM-V: 7.70 ; SEM-VI: 7.46 ; SEM-VII: 8.19 ; CGPI: 7.74 @0.01																
14182838	JADHAV SHUBHAM VIJAY LATA	(ELECTIVE: MEE8023:PROJECT MANAGEMENT)																
		35	17	42	18	49	19	44	18	35								
		9	17	11	--	8	18	13	--	85					P			
		44	34	53	18	57	37	57	18	120								
		4 P 4 16	1 C 7 7	4 D 6 24	1 B 8 8	4 D 6 24	1 B 8 8	3 D 6 18	1 B 8 8	6 O 10 60					25 173	6.92		
		SGPI: SEM-I: 5.78 ; SEM-II: 5.50 ; SEM-III: 5.92 ; SEM-IV: 5.61 ; SEM-V: 5.52 ; SEM-VI: 5.96 ; SEM-VII: 7.41 ; CGPI: 6.08																
14182839	/JADHAV SHYAMLI VIJAY BHAGYASHRI	(ELECTIVE: MEE8023:PROJECT MANAGEMENT)																
		52	21	39	18	36	18	43	21	41								
		12	22	12	--	8	17	13	--	89					P			
		64	43	51	18	44	35	56	21	130								
		4 C 7 28	1 O 10 10	4 D 6 24	1 B 8 8	4 P 4 16	1 B 8 8	3 D 6 18	1 O 10 10	6 O 10 60					25 182	7.28		
		SGPI: SEM-I: 7.00 ; SEM-II: 7.89 ; SEM-III: 7.46 ; SEM-IV: 6.61 ; SEM-V: 7.85 ; SEM-VI: 6.89 ; SEM-VII: 7.59 ; CGPI: 7.32																
14182840	JANATHKAR BHUMIN MAHESH VANITA	(ELECTIVE: MEE8023:PROJECT MANAGEMENT)																
		43	18	42	17	39	19	41	19	36								
		9	17	11	--	8	15	10	--	80					P			
		52	35	53	17	47	34	51	19	116								
		4 D 6 24	1 B 8 8	4 D 6 24	1 C 7 7	4 E 5 20	1 C 7 7	3 D 6 18	1 A 9 9	6 A 9 54					25 171	6.84		
		SGPI: SEM-I: 5.54 ; SEM-II: 5.76 ; SEM-III: 5.12 ; SEM-IV: 5.39 ; SEM-V: 5.07 ; SEM-VI: 5.64 ; SEM-VII: 6.63 ; CGPI: 5.75																
/- FEMALE, #- 0.229,@- 0.5042,@- 0.5043,* - 0.5045,ADC- ADMISSION CANCELLED, RR- RESERVED, -- FAILS IN THEORY OR PRACTICAL																		
RPV- PROVISIONAL, RCC- 0.5050, A.ABS- ABSENT, F- FAILS, P- PASSES, NULL- NULL & VOID																		
G:grade GP:gradepoints C:credits CP:credit points CGPI:Cumulative Grade Performance Index																		
腓G:sum of product of credits & grades 腓:sum of credit points SGPI: 腓G/腓																		
MARKS	:	>=80	>=75 and <80	>=70 and <75	>=60 and <70	>=50 and <60	>=45 and <50	>=40 and <45	<40									
GRADE	:	O	A	B	C	D	E	P	F									
GRADE POINT	:	10	9	8	7	6	5	4	0									

OFFICE REGISTER FOR THE B.E. (MECHANICAL) (SEM VIII) (CBSGS) EXAMINATION HELD IN MAY 2019

COLLEGE/CENTRE NAME:466:VCET

RESULT DATE :- JULY 12, 2019

SEAT_NO	NAME											RESULT	REMARK				
<----- Course-I ----->		<----- Course-II ----->				<----- Course-III ----->				<----- Course-IV ----->		< Course-V >					
Th(80/32)	Tw(25/10)	Th(80/32)	Tw(25/10)	Th(80/32)	Tw(25/10)	Th(80/32)	Tw(25/10)	Th(80/32)	Tw(25/10)	Th(80/32)	Tw(50/20)						
In(20/08)	Or(25/10)	In(20/08)	---	In(20/08)	Or(25/10)	In(20/08)	---	In(20/08)	---	Or(100/40)							
Tot	Tot	Tot	Tot	Tot	Tot	Tot	Tot	Tot	Tot	Tot							
C G GP C*G	C G GP C*G	C G GP C*G	C G GP C*G	C G GP C*G	C G GP C*G	C G GP C*G	C G GP C*G	C G GP C*G	C G GP C*G	C G GP C*G	腩	腩G	SGPI				
1. MEC801	DESIGN OF MECH. SYSTEMS	2. MEC802	INDUSTRIAL ENGG & MGMT.	3. MEC803	REFRIG. & AIR CONDITION												
4. ELECTIVE-II SUBJECT		5. MEP802	PROJECT-II														
14182841	JANGLE KUNAL CHANDRAKANT VAISHALI	(ELECTIVE: MEE8023:PROJECT MANAGEMENT)															
51	20	46	23	52	21	61	20	40									
19	21	19	--	17	21	16	--	87					P				
70	41	65	23	69	42	77	20	127									
4 B 8 32	1 O 10 10	4 C 7 28	1 O 10 10	4 C 7 28	1 O 10 10	3 A 9 27	1 O 10 10	6 O 10 60	25	215	8.60						
(DIPLOMA STUDENT)		SGPI: SEM-III: 7.71 ; SEM-IV: 7.89 ; SEM-V: 7.93 ; SEM-VI: 7.36 ; SEM-VII: 8.48 ; CGPI: 8.00															
14182842	KADAM SANKET SANTOSH SANGEETA	(ELECTIVE: MEE8023:PROJECT MANAGEMENT)															
60	17	43	20	45	19	47	19	41									
11	19	13	--	9	21	16	--	90					P				
71	36	56	20	54	40	63	19	131									
4 B 8 32	1 B 8 8	4 D 6 24	1 O 10 10	4 D 6 24	1 O 10 10	3 C 7 21	1 A 9 9	6 O 10 60	25	198	7.92						
SGPI: SEM-I: 7.00 ; SEM-II: 7.46 ; SEM-III: 6.83 ; SEM-IV: 7.25 ; SEM-V: 6.59 ; SEM-VI: 6.04 ; SEM-VII: 6.81 ; CGPI: 6.99																	
14182843	KADAMBA CHIRAG MANMATH NIRMALA	(ELECTIVE: MEE8023:PROJECT MANAGEMENT)															
56	17	46	20	57	19	50	19	38									
9	20	13	--	12	22	17	--	85					P				
65	37	59	20	69	41	67	19	123									
4 C 7 28	1 B 8 8	4 D 6 24	1 O 10 10	4 C 7 28	1 O 10 10	3 C 7 21	1 A 9 9	6 O 10 60	25	198	7.92						
SGPI: SEM-I: 7.89 ; SEM-II: 7.43 ; SEM-III: 7.08 ; SEM-IV: 7.79 ; SEM-V: 7.48 ; SEM-VI: 7.43 ; SEM-VII: 7.70 ; CGPI: 7.59																	
14182844	LOHAR AKSHAY KAPOORCHAND LEELA	(ELECTIVE: MEE8023:PROJECT MANAGEMENT)															
61	19	46	23	55	22	52	19	36									
16	19	15	--	15	23	17	--	84					P				
77	38	61	23	70	45	69	19	120									
4 A 9 36	1 A 9 9	4 C 7 28	1 O 10 10	4 B 8 32	1 O 10 10	3 C 7 21	1 A 9 9	6 O 10 60	25	215	8.60						
(DIPLOMA STUDENT)		SGPI: SEM-III: 7.54 ; SEM-IV: 7.96 ; SEM-V: 8.52 ; SEM-VI: 8.18 ; SEM-VII: 8.70 ; CGPI: 8.25															
/- FEMALE, #- 0.229,@- 0.5042,@- 0.5043,* - 0.5045,ADC- ADMISSION CANCELLED, RR- RESERVED, -- FAILS IN THEORY OR PRACTICAL																	
RPV- PROVISIONAL, RCC- 0.5050, A.ABS- ABSENT, F- FAILS, P- PASSES, NULL- NULL & VOID																	
G:grade GP:grade points C:credits CP:credit points CGPI:Cumulative Grade Performance Index																	
腩G:sum of product of credits & grades 腩:sum of credit points SGPI: 腩G/腩																	
MARKS	: >=80	>=75 and <80	>=70 and <75	>=60 and <70	>=50 and <60	>=45 and <50	>=40 and <45	<40									
GRADE	: O	A	B	C	D	E	P	F									
GRADE POINT	: 10	9	8	7	6	5	4	0									



OFFICE REGISTER FOR THE B.E. (MECHANICAL) (SEM VIII) (CBSGS) EXAMINATION HELD IN MAY 2019

COLLEGE/CENTRE NAME:466:VCET

RESULT DATE :- JULY 12, 2019

SEAT_NO	NAME	Course-I		Course-II		Course-III		Course-IV		Course-V		RESULT	REMARK		
		Th(80/32)	Tw(25/10)	Th(80/32)	Tw(25/10)	Th(80/32)	Tw(25/10)	Th(80/32)	Tw(25/10)	Th(80/32)	Tw(50/20)				
		In(20/08)	Or(25/10)	In(20/08)	---	In(20/08)	Or(25/10)	In(20/08)	---	In(20/08)	Or(100/40)				
		Tot	Tot	Tot	Tot	Tot	Tot	Tot	Tot	Tot	Tot				
		C G GP C*G	C G GP C*G	C G GP C*G	C G GP C*G	C G GP C*G	C G GP C*G	C G GP C*G	C G GP C*G	C G GP C*G	C G GP C*G	腓	腓G SGPI		
1. MEC801	DESIGN OF MECH. SYSTEMS	2. MEC802				INDUSTRIAL ENGG & MGMT.				3. MEC803				REFRIG. & AIR CONDITION	
4. ELECTIVE-II SUBJECT		5. MEP802				PROJECT-II									
14182845	MADURKAR SHANTARAM BABURAO LAXMI	(ELECTIVE: MEE8023:PROJECT MANAGEMENT)													
		62	19	60	24	51	21	49	20	38					
		16	19	20	--	15	23	16	--	85		P			
		78	38	80	24	66	44	65	20	123					
		4 A 9 36	1 A 9 9	4 O 10 40	1 O 10 10	4 C 7 28	1 O 10 10	3 C 7 21	1 O 10 10	6 O 10 60		25	224 8.96		
	(DIPLOMA STUDENT)	SGPI: SEM-III: 7.21 ; SEM-IV: 8.57 ; SEM-V: 8.81 ; SEM-VI: 8.07 ; SEM-VII: 9.41 ; CGPI: 8.51													
14182846	/MATAL RUPALI DIPAK JAGRUTI	(ELECTIVE: MEE8023:PROJECT MANAGEMENT)													
		41	19	49	19	52	18	49	20	41					
		10	21	15	--	11	19	17	--	89		P			
		51	40	64	19	63	37	66	20	130					
		4 D 6 24	1 O 10 10	4 C 7 28	1 A 9 9	4 C 7 28	1 B 8 8	3 C 7 21	1 O 10 10	6 O 10 60		25	198 7.92		
	(DIPLOMA STUDENT)	SGPI: SEM-III: 6.04 ; SEM-IV: 6.96 ; SEM-V: 6.44 ; SEM-VI: 6.61 ; SEM-VII: 7.93 ; CGPI: 6.98													
14182847	MHATRE OMKAR BHAGWAN RESHMA	(ELECTIVE: MEE8023:PROJECT MANAGEMENT)													
		53	19	40	20	66	21	49	20	38					
		12	22	16	--	14	22	15	--	86		P			
		65	41	56	20	80	43	64	20	124					
		4 C 7 28	1 O 10 10	4 D 6 24	1 O 10 10	4 O 10 40	1 O 10 10	3 C 7 21	1 O 10 10	6 O 10 60		25	213 8.52		
	(DIPLOMA STUDENT)	SGPI: SEM-III: 7.38 ; SEM-IV: 7.82 ; SEM-V: 8.33 ; SEM-VI: 7.61 ; SEM-VII: 8.37 ; CGPI: 8.01													
14182848	MHATRE SAMAR DILIP ANITA	(ELECTIVE: MEE8023:PROJECT MANAGEMENT)													
		32	17	41	16	32	15	39	18	36					
		9	17	13	--	8	17	13	--	80		P	RLE		
		41	34	54	16	40	32	52	18	116					
		4 P 4 16	1 C 7 7	4 D 6 24	1 C 7 7	4 P 4 16	1 C 7 7	3 D 6 18	1 B 8 8	6 A 9 54		25	157 6.28		
		SGPI: SEM-I: 5.19 ; SEM-II: 5.35 ; SEM-III: 5.04 ; SEM-IV: 5.04 ; SEM-V: 0.00 ; SEM-VI: 0.00 ; SEM-VII: 5.63 ; CGPI: --													
/- FEMALE, #- 0.229,@- 0.5042,@- 0.5043,* - 0.5045,ADC- ADMISSION CANCELLED, RR- RESERVED, -- FAILS IN THEORY OR PRACTICAL															
RPV- PROVISIONAL, RCC- 0.5050, A.ABS- ABSENT, F- FAILS, P- PASSES, NULL- NULL & VOID															
G:grade GP:grade points C:credits CP:credit points CGPI:Cumulative Grade Performance Index															
腓G:sum of product of credits & grades 腓:sum of credit points SGPI: 腓G/腓															
MARKS	:	>=80	>=75 and <80	>=70 and <75	>=60 and <70	>=50 and <60	>=45 and <50	>=40 and <45	<40						
GRADE	:	O	A	B	C	D	E	P	F						
GRADE POINT	:	10	9	8	7	6	5	4	0						

OFFICE REGISTER FOR THE B.E. (MECHANICAL) (SEM VIII) (CBSGS) EXAMINATION HELD IN MAY 2019

COLLEGE/CENTRE NAME:466:VCET

RESULT DATE :- JULY 12, 2019

SEAT_NO	NAME											RESULT	REMARK					
<----- Course-I ----->		<----- Course-II ----->				<----- Course-III ----->				<----- Course-IV ----->				< Course-V >				
Th(80/32)	Tw(25/10)	Th(80/32)	Tw(25/10)	Th(80/32)	Tw(25/10)	Th(80/32)	Tw(25/10)	Th(80/32)	Tw(25/10)	Th(80/32)	Tw(25/10)	Th(80/32)	Tw(50/20)					
In(20/08)	Or(25/10)	In(20/08)	---	In(20/08)	Or(25/10)	In(20/08)	---	In(20/08)	---	In(20/08)	---	Or(100/40)						
Tot	Tot	Tot	Tot	Tot	Tot	Tot	Tot	Tot	Tot	Tot	Tot	Tot						
C G GP C*G	C G GP C*G	C G GP C*G	C G GP C*G	C G GP C*G	C G GP C*G	C G GP C*G	C G GP C*G	C G GP C*G	C G GP C*G	C G GP C*G	C G GP C*G	C G GP C*G		腩	腩G	SGPI		
1. MEC801	DESIGN OF MECH. SYSTEMS	2. MEC802	INDUSTRIAL ENGG & MGMT.	3. MEC803	REFRIG. & AIR CONDITION													
4. ELECTIVE-II SUBJECT		5. MEP802	PROJECT-II															
14182849	MOKAL SWAPNIL SHANKAR RATNAPRABHA	(ELECTIVE: MEE8023:PROJECT MANAGEMENT)																
56	22	44	22	59	21	44	21	38										
13	21	18	--	15	23	15	--	84								P		
69	43	62	22	74	44	59	21	122										
4 C 7 28	1 O 10 10	4 C 7 28	1 O 10 10	4 B 8 32	1 O 10 10	3 D 6 18	1 O 10 10	6 O 10 60								25	206	8.24
(DIPLOMA STUDENT)		SGPI: SEM-III: 7.79 ; SEM-IV: 8.96 ; SEM-V: 8.48 ; SEM-VI: 8.07 ; SEM-VII: 8.26 ; CGPI: 8.30																
14182850	PARNERIA ANKIT SUNIL MINAXI	(ELECTIVE: MEE8023:PROJECT MANAGEMENT)																
51	19	60	19	44	21	47	19	41										
10	20	12	--	12	21	16	--	91								P		
61	39	72	19	56	42	63	19	132										
4 C 7 28	1 A 9 9	4 B 8 32	1 A 9 9	4 D 6 24	1 O 10 10	3 C 7 21	1 A 9 9	6 O 10 60								25	202	8.08
(DIPLOMA STUDENT)		SGPI: SEM-III: 6.25 ; SEM-IV: 7.75 ; SEM-V: 7.48 ; SEM-VI: 7.07 ; SEM-VII: 8.15 ; CGPI: 7.46																
14182851	/PATIL GAURAVI CHAKRADHAR VAISHALI	(ELECTIVE: MEE8023:PROJECT MANAGEMENT)																
53	19	57	19	56	20	53	18	38										
10	17	12	--	10	17	16	--	81								P		
63	36	69	19	66	37	69	18	119										
4 C 7 28	1 B 8 8	4 C 7 28	1 A 9 9	4 C 7 28	1 B 8 8	3 C 7 21	1 B 8 8	6 A 9 54								25	192	7.68
		SGPI: SEM-I: 7.52 ; SEM-II: 8.30 ; SEM-III: 7.83 ; SEM-IV: 7.21 ; SEM-V: 7.78 ; SEM-VI: 6.64 ; SEM-VII: 7.63 ; CGPI: 7.57																
14182852	PATIL VAIBHAV VILAS VAISHALI	(ELECTIVE: MEE8023:PROJECT MANAGEMENT)																
46	18	38	18	42	20	37	20	41										
13	20	10	--	12	23	13	--	90								P		
59	38	48	18	54	43	50	20	131										
4 D 6 24	1 A 9 9	4 E 5 20	1 B 8 8	4 D 6 24	1 O 10 10	3 D 6 18	1 O 10 10	6 O 10 60								25	183	7.32
(DIPLOMA STUDENT)		SGPI: SEM-III: 5.88 ; SEM-IV: 6.75 ; SEM-V: 7.52 ; SEM-VI: 6.25 ; SEM-VII: 7.93 ; CGPI: 6.94																
/- FEMALE, #- 0.229,@- 0.5042,@- 0.5043,* - 0.5045,ADC- ADMISSION CANCELLED, RR- RESERVED, -- FAILS IN THEORY OR PRACTICAL																		
RPV- PROVISIONAL, RCC- 0.5050, A.ABS- ABSENT, F- FAILS, P- PASSES, NULL- NULL & VOID																		
G:grade GP:grade points C:credits CP:credit points CGPI:Cumulative Grade Performance Index																		
腩G:sum of product of credits & grades 腩:sum of credit points SGPI: 腩G/腩																		
MARKS	: >=80	>=75 and <80	>=70 and <75	>=60 and <70	>=50 and <60	>=45 and <50	>=40 and <45	<40										
GRADE	: O	A	B	C	D	E	P	F										
GRADE POINT	: 10	9	8	7	6	5	4	0										

OFFICE REGISTER FOR THE B.E. (MECHANICAL) (SEM VIII) (CBSGS) EXAMINATION HELD IN MAY 2019

COLLEGE/CENTRE NAME:466:VCET

RESULT DATE :- JULY 12, 2019

SEAT_NO	NAME										RESULT	REMARK			
<-----	Course-I ----->		<----- Course-II ----->		<----- Course-III ----->		<----- Course-IV ----->		< Course-V >						
Th(80/32)	Tw(25/10)		Th(80/32) Tw(25/10)		Th(80/32) Tw(25/10)		Th(80/32) Tw(25/10)		Tw(50/20)						
In(20/08)	Or(25/10)		In(20/08) ---		In(20/08) Or(25/10)		In(20/08) ---		Or(100/40)						
Tot	Tot		Tot		Tot		Tot		Tot						
C G GP C*G	C G GP C*G		C G GP C*G		C G GP C*G		C G GP C*G		C G GP C*G		腩	腩G SGPI			
1. MEC801	DESIGN OF MECH. SYSTEMS				2. MEC802	INDUSTRIAL ENGG & MGMT.				3. MEC803	REFRIG. & AIR CONDITION				
4. ELECTIVE-II SUBJECT					5. MEP802	PROJECT-II									
14182853	PAWAR RATNADEEP SANTOSH SAMITA										(ELECTIVE: MEE8023:PROJECT MANAGEMENT)				
32	20		52		23		66		23		53	22	41		
11	21		17		--		10		20		17	--	87	P	
43	41		69		23		76		43		70	22	128		
4 P 4 16	1 O 10 10		4 C 7 28		1 O 10 10		4 A 9 36		1 O 10 10		3 B 8 24	1 O 10 10	6 O 10 60	25	204 8.16
(DIPLOMA STUDENT)													SGPI: SEM-III: 6.21 ; SEM-IV: 5.89 ; SEM-V: 6.81 ; SEM-VI: 6.36 ; SEM-VII: 7.30 ; CGPI: 6.79		
14182854	PUNALEKAR BHAGYESH NARAYAN BHAGYESHREE										(ELECTIVE: MEE8023:PROJECT MANAGEMENT)				
42	17		46		19		45		17		48	20	38		
9	18		14		--		10		18		14	--	81	P	RLE
51	35		60		19		55		35		62	20	119		
4 D 6 24	1 B 8 8		4 C 7 28		1 A 9 9		4 D 6 24		1 B 8 8		3 C 7 21	1 O 10 10	6 A 9 54	25	186 7.44
SGPI: SEM-I: 5.93 ; SEM-II: 5.50 ; SEM-III: 6.42 ; SEM-IV: 5.36 ; SEM-V: 5.30 ; SEM-VI: 0.00 ; SEM-VII: 6.89 ; CGPI: --															
14182855	/RAI SWAPNILA SANJAY PUSHPA										(ELECTIVE: MEE8023:PROJECT MANAGEMENT)				
45	22		50		19		42		20		57	20	38		
13	20		14		--		9		17		15	--	81	P	
58	42		64		19		51		37		72	20	119		
4 D 6 24	1 O 10 10		4 C 7 28		1 A 9 9		4 D 6 24		1 B 8 8		3 B 8 24	1 O 10 10	6 A 9 54	25	191 7.64
SGPI: SEM-I: 7.15 ; SEM-II: 6.89 ; SEM-III: 6.04 ; SEM-IV: 6.64 ; SEM-V: 6.78 ; SEM-VI: 6.68 ; SEM-VII: 7.96 ; CGPI: 6.97															
14182856	RAUT SAHIL DILIP MANGALA										(ELECTIVE: MEE8023:PROJECT MANAGEMENT)				
49	20		38		24		58		21		55	21	40		
10	21		14		--		9		20		16	--	84	P	
59	41		52		24		67		41		71	21	124		
4 D 6 24	1 O 10 10		4 D 6 24		1 O 10 10		4 C 7 28		1 O 10 10		3 B 8 24	1 O 10 10	6 O 10 60	25	200 8.00
(DIPLOMA STUDENT)													SGPI: SEM-III: 7.79 ; SEM-IV: 8.57 ; SEM-V: 7.78 ; SEM-VI: 6.93 ; SEM-VII: 8.48 ; CGPI: 7.93		
/- FEMALE, #- 0.229,@- 0.5042,@- 0.5043,* - 0.5045,ADC- ADMISSION CANCELLED, RR- RESERVED, -- FAILS IN THEORY OR PRACTICAL															
RPV- PROVISIONAL, RCC- 0.5050, A.ABS- ABSENT, F- FAILS, P- PASSES, NULL- NULL & VOID															
G:grade GP:grade points C:credits CP:credit points CGPI:Cumulative Grade Performance Index															
腩G:sum of product of credits & grades 腩:sum of credit points SGPI: 腩G/腩															
MARKS	: >=80		>=75 and <80		>=70 and <75		>=60 and <70		>=50 and <60		>=45 and <50		>=40 and <45		<40
GRADE	: O		A		B		C		D		E		P		F
GRADE POINT	: 10		9		8		7		6		5		4		0



OFFICE REGISTER FOR THE B.E. (MECHANICAL) (SEM VIII) (CBSGS) EXAMINATION HELD IN MAY 2019

COLLEGE/CENTRE NAME:466:VCET

RESULT DATE :- JULY 12, 2019

SEAT_NO	NAME	Course-I		Course-II		Course-III		Course-IV		Course-V		RESULT	REMARK		
		Th(80/32)	Tw(25/10)	Th(80/32)	Tw(25/10)	Th(80/32)	Tw(25/10)	Th(80/32)	Tw(25/10)	Th(80/32)	Tw(50/20)				
		In(20/08)	Or(25/10)	In(20/08)	---	In(20/08)	Or(25/10)	In(20/08)	---	In(20/08)	Or(100/40)				
		Tot	Tot	Tot	Tot	Tot	Tot	Tot	Tot	Tot	Tot				
		C G GP C*G	C G GP C*G	C G GP C*G	C G GP C*G	C G GP C*G	C G GP C*G	C G GP C*G	C G GP C*G	C G GP C*G	C G GP C*G	腓	腓G SGPI		
1. MEC801	DESIGN OF MECH. SYSTEMS	2. MEC802				INDUSTRIAL ENGG & MGMT.				3. MEC803				REFRIG. & AIR CONDITION	
4. ELECTIVE-II SUBJECT		5. MEP802				PROJECT-II									
14182857	SAMPLEWALA EBRAHIM MAZAHIR FATIMA	(ELECTIVE: MEE8023:PROJECT MANAGEMENT)													
		37	18	39	19	55	21	40	20	38					
		13	21	12	--	11	16	13	--	83		P			
		50	39	51	19	66	37	53	20	121					
		4 D 6 24	1 A 9 9	4 D 6 24	1 A 9 9	4 C 7 28	1 B 8 8	3 D 6 18	1 O 10 10	6 O 10 60		25	190 7.60		
		SGPI: SEM-I: 8.15 ; SEM-II: 8.11 ; SEM-III: 6.62 ; SEM-IV: 7.11 ; SEM-V: 6.81 ; SEM-VI: 6.50 ; SEM-VII: 7.33 ; CGPI: 7.28													
14182858	SANGHAVI HET VIPUL SMITA	(ELECTIVE: MEE8023:PROJECT MANAGEMENT)													
		32	17	35	18	34	16	32	18	38					
		8	17	12	--	8	17	11	--	88		P	RLE		
		40	34	47	18	42	33	43	18	126					
		4 P 4 16	1 C 7 7	4 E 5 20	1 B 8 8	4 P 4 16	1 C 7 7	3 P 4 12	1 B 8 8	6 O 10 60		25	154 6.16		
		SGPI: SEM-I: 6.15 ; SEM-II: 6.15 ; SEM-III: 5.71 ; SEM-IV: 5.32 ; SEM-V: 0.00 ; SEM-VI: 0.00 ; SEM-VII: 5.63 ; CGPI: --													
14182859	SAWALE SHANTANU RAJESH ROHINI	(ELECTIVE: MEE8023:PROJECT MANAGEMENT)													
		38	19	49	21	57	20	47	20	43					
		11	21	13	--	10	22	14	--	93		P			
		49	40	62	21	67	42	61	20	136					
		4 E 5 20	1 O 10 10	4 C 7 28	1 O 10 10	4 C 7 28	1 O 10 10	3 C 7 21	1 O 10 10	6 O 10 60		25	197 7.88		
		SGPI: SEM-I: 6.48 ; SEM-II: 6.93 ; SEM-III: 6.88 ; SEM-IV: 6.29 ; SEM-V: 6.96 ; SEM-VI: 5.89 ; SEM-VII: 7.56 ; CGPI: 6.86													
14182860	SHAH PRIYANK MILAN MADHU	(ELECTIVE: MEE8023:PROJECT MANAGEMENT)													
		45	17	45	17	48	17	48	19	30					
		11	18	12	--	9	18	14	--	80		P			
		56	35	57	17	57	35	62	19	110					
		4 D 6 24	1 B 8 8	4 D 6 24	1 C 7 7	4 D 6 24	1 B 8 8	3 C 7 21	1 A 9 9	6 B 8 48		25	173 6.92		
		SGPI: SEM-I: 7.56 ; SEM-II: 7.19 ; SEM-III: 6.79 ; SEM-IV: 7.07 ; SEM-V: 6.30 ; SEM-VI: 5.96 ; SEM-VII: 7.19 ; CGPI: 6.87													
/- FEMALE, #- 0.229,@- 0.5042,@- 0.5043,* - 0.5045,ADC- ADMISSION CANCELLED, RR- RESERVED, -- FAILS IN THEORY OR PRACTICAL															
RPV- PROVISIONAL, RCC- 0.5050, A.ABS- ABSENT, F- FAILS, P- PASSES, NULL- NULL & VOID															
G:grade GP:gradepoints C:credits CP:credit points CGPI:Cumulative Grade Performance Index															
腓G:sum of product of credits & grades 腓:sum of credit points SGPI: 腓G/腓															
MARKS	:	>=80	>=75 and <80	>=70 and <75	>=60 and <70	>=50 and <60	>=45 and <50	>=40 and <45	<40						
GRADE	:	O	A	B	C	D	E	P	F						
GRADE POINT	:	10	9	8	7	6	5	4	0						

SEAT_NO	NAME	<----- Course-I ----->			<----- Course-II ----->			<----- Course-III ----->			<----- Course-IV ----->			< Course-V >			RESULT	REMARK
		Th(80/32)	Tw(25/10)	In(20/08)	Th(80/32)	Tw(25/10)	In(20/08)	Th(80/32)	Tw(25/10)	In(20/08)	Th(80/32)	Tw(25/10)	In(20/08)	Tw(50/20)				
		Or(25/10)			---			Or(25/10)			---			Or(100/40)				
		Tot	Tot	Tot	Tot	Tot	Tot	Tot	Tot	Tot	Tot	Tot	Tot	Tot				
		C G GP C*G	C G GP C*G	C G GP C*G	C G GP C*G	C G GP C*G	C G GP C*G	C G GP C*G	C G GP C*G	C G GP C*G	C G GP C*G	C G GP C*G	C G GP C*G	C G GP C*G		腓 腓G SGPI		
1. MEC801	DESIGN OF MECH. SYSTEMS	2. MEC802			INDUSTRIAL ENGG & MGMT.			3. MEC803			REFRIG. & AIR CONDITION							
4. ELECTIVE-II	SUBJECT	5. MEP802			PROJECT-II													
14182861	SHAIKH MUSTAFA ASLAM TABASSUM	(ELECTIVE: MEE8023:PROJECT MANAGEMENT)																
49	18	36	23	33	21	54	18	41										
9	22	14	--	12	21	16	--	89								P		
58	40	50	23	45	42	70	18	130										
4 D 6 24	1 O 10 10	4 D 6 24	1 O 10 10	4 E 5 20	1 O 10 10	3 B 8 24	1 B 8 8	6 O 10 60								25 190 7.60		
	(DIPLOMA STUDENT)	SGPI: SEM-III: 7.71 ; SEM-IV: 7.21 ; SEM-V: 7.00 ; SEM-VI: 6.00 ; SEM-VII: 7.44 ; CGPI: 7.16																
14182862	SHETYE ABHISHEK ANANT ANUJA	(ELECTIVE: MEE8023:PROJECT MANAGEMENT)																
56	17	32	18	36	18	35	19	38										
8	19	11	--	10	16	15	--	87								P		
64	36	43	18	46	34	50	19	125										
4 C 7 28	1 B 8 8	4 P 4 16	1 B 8 8	4 E 5 20	1 C 7 7	3 D 6 18	1 A 9 9	6 O 10 60								25 174 6.96		
	SGPI: SEM-I: 7.07 ; SEM-II: 6.93 ; SEM-III: 6.75 ; SEM-IV: 5.79 ; SEM-V: 6.26 ; SEM-VI: 5.82 ; SEM-VII: 5.96 ; CGPI: 6.44																	
14182863	SHINDE AMEY JITENDRA ARCHANA	(ELECTIVE: MEE8023:PROJECT MANAGEMENT)																
41	19	35	23	51	22	48	20	32										
11	22	13	--	14	22	16	--	90								P		
52	41	48	23	65	44	64	20	122										
4 D 6 24	1 O 10 10	4 E 5 20	1 O 10 10	4 C 7 28	1 O 10 10	3 C 7 21	1 O 10 10	6 O 10 60								25 193 7.72		
	(DIPLOMA STUDENT)	SGPI: SEM-III: 7.96 ; SEM-IV: 8.61 ; SEM-V: 7.63 ; SEM-VI: 7.36 ; SEM-VII: 7.74 ; CGPI: 7.84																
14182864	SHINDE SUNIL BABURAO NEELA	(ELECTIVE: MEE8023:PROJECT MANAGEMENT)																
46	18	51	22	57	22	62	20	38										
14	21	15	--	13	21	16	--	86								P		
60	39	66	22	70	43	78	20	124										
4 C 7 28	1 A 9 9	4 C 7 28	1 O 10 10	4 B 8 32	1 O 10 10	3 A 9 27	1 O 10 10	6 O 10 60								25 214 8.56		
	(DIPLOMA STUDENT)	SGPI: SEM-III: 7.29 ; SEM-IV: 7.54 ; SEM-V: 7.81 ; SEM-VI: 7.07 ; SEM-VII: 7.74 ; CGPI: 7.67 @0.08																
/- FEMALE, #- 0.229,@- 0.5042,@- 0.5043,* - 0.5045,ADC- ADMISSION CANCELLED, RR- RESERVED, -- FAILS IN THEORY OR PRACTICAL																		
RPV- PROVISIONAL, RCC- 0.5050, A.ABS- ABSENT, F- FAILS, P- PASSES, NULL- NULL & VOID																		
G:grade GP:gradepoints C:credits CP:credit points CGPI:Cumulative Grade Performance Index																		
腓G:sum of product of credits & grades 腓:sum of credit points SGPI: 腓G/腓																		
MARKS	: >=80	>=75 and <80	>=70 and <75	>=60 and <70	>=50 and <60	>=45 and <50	>=40 and <45	<40										
GRADE	: O	A	B	C	D	E	P	F										
GRADE POINT	: 10	9	8	7	6	5	4	0										

SEAT_NO	NAME	Course-I			Course-II			Course-III			Course-IV			Course-V			RESULT	REMARK
		Th(80/32)	Tw(25/10)	In(20/08)	Th(80/32)	Tw(25/10)	In(20/08)	Th(80/32)	Tw(25/10)	In(20/08)	Th(80/32)	Tw(25/10)	In(20/08)	Th(80/32)	Tw(50/20)			
		Tot	Tot	Tot	Tot	Tot	Tot	Tot	Tot	Tot	Tot	Tot	Tot	Tot				
		C G GP C*G	C G GP C*G	C G GP C*G	C G GP C*G	C G GP C*G	C G GP C*G	C G GP C*G	C G GP C*G	C G GP C*G	C G GP C*G	C G GP C*G	C G GP C*G	C G GP C*G				
1. MEC801	DESIGN OF MECH. SYSTEMS	2. MEC802			INDUSTRIAL ENGG & MGMT.			3. MEC803			REFRIG. & AIR CONDITION							
4. ELECTIVE-II	SUBJECT	5. MEP802			PROJECT-II													
14182865	SHRIRAO PREETAM RAJU SANGITA	(ELECTIVE: MEE8023:PROJECT MANAGEMENT)																
51	18	43	19	35	18	41	21	40										
9	18	11	--	11	17	11	--	86								P	RLE	
60	36	54	19	46	35	52	21	126										
4 C 7 28	1 B 8 8	4 D 6 24	1 A 9 9	4 E 5 20	1 B 8 8	3 D 6 18	1 O 10 10	6 O 10 60								25	185 7.40	
SGPI: SEM-I: 5.35 ; SEM-II: 5.74 ; SEM-III: 6.50 ; SEM-IV: 5.36 ; SEM-V: 5.74 ; SEM-VI: 0.00 ; SEM-VII: 0.00 ; CGPI: --																		
14182866	/SONWANE ANKITA GOKUL PRATIBHA	(ELECTIVE: MEE8023:PROJECT MANAGEMENT)																
34	20	36	19	38	20	48	19	38										
8	22	15	--	8	19	14	--	87								P		
42	42	51	19	46	39	62	19	125										
4 P 4 16	1 O 10 10	4 D 6 24	1 A 9 9	4 E 5 20	1 A 9 9	3 C 7 21	1 A 9 9	6 O 10 60								25	178 7.12	
SGPI: SEM-I: 5.93 ; SEM-II: 6.20 ; SEM-III: 6.00 ; SEM-IV: 5.50 ; SEM-V: 5.96 ; SEM-VI: 5.89 ; SEM-VII: 6.56 ; CGPI: 6.15																		
14182867	SREEJITH SADASIVAN JITHADEVI	(ELECTIVE: MEE8023:PROJECT MANAGEMENT)																
60	21	51	23	47	20	59	22	43										
17	23	15	--	19	23	17	--	92								P		
77	44	66	23	66	43	76	22	135										
4 A 9 36	1 O 10 10	4 C 7 28	1 O 10 10	4 C 7 28	1 O 10 10	3 A 9 27	1 O 10 10	6 O 10 60								25	219 8.76	
SGPI: SEM-I: 9.56 ; SEM-II: 8.26 ; SEM-III: 9.17 ; SEM-IV: 9.46 ; SEM-V: 9.11 ; SEM-VI: 8.82 ; SEM-VII: 8.85 ; CGPI: 9.00																		
14182868	SRINIVAS ANNADURAI MUTHAMMAL	(ELECTIVE: MEE8023:PROJECT MANAGEMENT)																
51	23	52	23	56	23	52	22	43										
13	18	14	--	13	20	14	--	93								P		
64	41	66	23	69	43	66	22	136										
4 C 7 28	1 O 10 10	4 C 7 28	1 O 10 10	4 C 7 28	1 O 10 10	3 C 7 21	1 O 10 10	6 O 10 60								25	205 8.20	
SGPI: SEM-I: 6.93 ; SEM-II: 7.15 ; SEM-III: 7.25 ; SEM-IV: 8.11 ; SEM-V: 8.44 ; SEM-VI: 7.50 ; SEM-VII: 7.70 ; CGPI: 7.66 @0.09																		
/- FEMALE, #- 0.229,@- 0.5042,@- 0.5043,* - 0.5045,ADC- ADMISSION CANCELLED, RR- RESERVED, -- FAILS IN THEORY OR PRACTICAL																		
RPV- PROVISIONAL, RCC- 0.5050, A.ABS- ABSENT, F- FAILS, P- PASSES, NULL- NULL & VOID																		
G:grade GP:gradepoints C:credits CP:credit points CGPI:Cumulative Grade Performance Index																		
腓G:sum of product of credits & grades 腓:sum of credit points SGPI: 腓G/腓																		
MARKS	:	>=80	>=75 and <80	>=70 and <75	>=60 and <70	>=50 and <60	>=45 and <50	>=40 and <45	<40									
GRADE	:	O	A	B	C	D	E	P	F									
GRADE POINT	:	10	9	8	7	6	5	4	0									

OFFICE REGISTER FOR THE B.E. (MECHANICAL) (SEM VIII) (CBSGS) EXAMINATION HELD IN MAY 2019

COLLEGE/CENTRE NAME:466:VCET

RESULT DATE :- JULY 12, 2019

SEAT_NO	NAME	Course-I				Course-II				Course-III				Course-IV				Course-V				RESULT	REMARK		
		Th(80/32)	Tw(25/10)	In(20/08)	Tot	Th(80/32)	Tw(25/10)	In(20/08)	Tot	Th(80/32)	Tw(25/10)	In(20/08)	Tot	Th(80/32)	Tw(25/10)	In(20/08)	Tot	Th(80/32)	Tw(50/20)	Or(100/40)	Tot				
		C	G	GP	C*G	C	G	GP	C*G	C	G	GP	C*G	C	G	GP	C*G	C	G	GP	C*G	腓	腓G	SGPI	
1. MEC801	DESIGN OF MECH. SYSTEMS					2. MEC802				INDUSTRIAL ENGG & MGMT.				3. MEC803				REFRIG. & AIR CONDITION							
4. ELECTIVE-II	SUBJECT					5. MEP802				PROJECT-II															
14182869	SURYAWANSHI SAGAR DIGAMBAR DIPALI																					(ELECTIVE: MEE8023:PROJECT MANAGEMENT)			
		32	18	56	20	40	21	40	21	41															
		10	20	10	--	9	20	11	--	84												P			
		42	38	66	20	49	41	51	21	125															
		4	P	4	16	1	A	9	9	4	C	7	28	1	O	10	10	4	E	5	20	1	O	10	10
		(DIPLOMA STUDENT)																				SGPI: SEM-III: 4.96 ; SEM-IV: 6.21 ; SEM-V: 6.44 ; SEM-VI: 5.79 ; SEM-VII: 7.48 ; CGPI: 6.35			
14182870	/TATE SNEHAL SHIVAJI VANDANA																					(ELECTIVE: MEE8023:PROJECT MANAGEMENT)			
		48	21	50	20	55	20	48	20	41															
		10	21	11	--	11	17	17	--	89												P			
		58	42	61	20	66	37	65	20	130															
		4	D	6	24	1	O	10	10	4	C	7	28	1	O	10	10	4	C	7	28	1	B	8	8
		(DIPLOMA STUDENT)																				SGPI: SEM-III: 7.38 ; SEM-IV: 7.68 ; SEM-V: 7.85 ; SEM-VI: 7.04 ; SEM-VII: 7.63 ; CGPI: 7.59			
14182871	UDANI KUSHAL ASIM RUCHIRA																					(ELECTIVE: MEE8023:PROJECT MANAGEMENT)			
		49	18	53	23	39	21	43	20	38															
		13	20	11	--	13	17	15	--	93												P			
		62	38	64	23	52	38	58	20	131															
		4	C	7	28	1	A	9	9	4	C	7	28	1	O	10	10	4	D	6	24	1	A	9	9
		SGPI: SEM-I: 6.30 ; SEM-II: 6.15 ; SEM-III: 6.42 ; SEM-IV: 5.68 ; SEM-V: 6.44 ; SEM-VI: 6.50 ; SEM-VII: 8.26 ; CGPI: 6.70 @0.05																							
14182872	/USANKAR SHREYA PRAVIN PRIYANKA																					(ELECTIVE: MEE8023:PROJECT MANAGEMENT)			
		43	20	49	19	33	19	47	18	35															
		10	20	11	--	8	19	11	--	85												P			
		53	40	60	19	41	38	58	18	120															
		4	D	6	24	1	O	10	10	4	C	7	28	1	A	9	9	4	P	4	16	1	A	9	9
		(DIPLOMA STUDENT)																				SGPI: SEM-III: 8.12 ; SEM-IV: 7.29 ; SEM-V: 7.15 ; SEM-VI: 6.25 ; SEM-VII: 7.11 ; CGPI: 7.20			
/- FEMALE, #- 0.229,@- 0.5042,@- 0.5043,* - 0.5045,ADC- ADMISSION CANCELLED, RR- RESERVED, -- FAILS IN THEORY OR PRACTICAL																									
RPV- PROVISIONAL, RCC- 0.5050, A.ABS- ABSENT, F- FAILS, P- PASSES, NULL- NULL & VOID																									
G:grade GP:gradepoints C:credits CP:credit points CGPI:Cumulative Grade Performance Index																									
腓G:sum of product of credits & grades 腓:sum of credit points SGPI: 腓G/腓																									
MARKS	:	>=80	>=75 and <80	>=70 and <75	>=60 and <70	>=50 and <60	>=45 and <50	>=40 and <45	<40																
GRADE	:	O	A	B	C	D	E	P	F																
GRADE POINT	:	10	9	8	7	6	5	4	0																

OFFICE REGISTER FOR THE B.E. (MECHANICAL) (SEM VIII) (CBSGS) EXAMINATION HELD IN MAY 2019

COLLEGE/CENTRE NAME:466:VCET

RESULT DATE :- JULY 12, 2019

SEAT_NO	NAME											RESULT	REMARK				
<----- Course-I ----->		<----- Course-II ----->				<----- Course-III ----->				<----- Course-IV ----->				< Course-V >			
Th(80/32)	Tw(25/10)	Th(80/32)	Tw(25/10)	Th(80/32)	Tw(25/10)	Th(80/32)	Tw(25/10)	Th(80/32)	Tw(25/10)	Th(80/32)	Tw(25/10)	Th(80/32)	Tw(50/20)				
In(20/08)	Or(25/10)	In(20/08)	---	In(20/08)	Or(25/10)	In(20/08)	---	In(20/08)	---	In(20/08)	---	Or(100/40)					
Tot	Tot	Tot	Tot	Tot	Tot	Tot	Tot	Tot	Tot	Tot	Tot	Tot					
C G GP C*G	C G GP C*G	C G GP C*G	C G GP C*G	C G GP C*G	C G GP C*G	C G GP C*G	C G GP C*G	C G GP C*G	C G GP C*G	C G GP C*G	C G GP C*G	C G GP C*G		腩	腩G	SGPI	
1. MEC801	DESIGN OF MECH. SYSTEMS	2. MEC802	INDUSTRIAL ENGG & MGMT.	3. MEC803	REFRIG. & AIR CONDITION												
4. ELECTIVE-II SUBJECT		5. MEP802	PROJECT-II														
14182873	VAIDYA KAVISH KISHOR SANGEETA	(ELECTIVE: MEE8023:PROJECT MANAGEMENT)															
63	18	38	20	56	18	46	20	38									
11	19	12	--	12	20	11	--	87							P		
74	37	50	20	68	38	57	20	125									
4 B 8 32	1 B 8 8	4 D 6 24	1 O 10 10	4 C 7 28	1 A 9 9	3 D 6 18	1 O 10 10	6 O 10 60							25	199 7.96	
SGPI: SEM-I: 8.63 ; SEM-II: 8.63 ; SEM-III: 7.38 ; SEM-IV: 7.86 ; SEM-V: 7.67 ; SEM-VI: 8.00 ; SEM-VII: 8.52 ; CGPI: 8.08																	
14182874	VENGILOT ROHIT UNNIKRISHNAN USHA	(ELECTIVE: MEE8023:PROJECT MANAGEMENT)															
44	18	36	19	43	17	49	18	36									
8	19	12	--	9	18	10	--	87							P		
52	37	48	19	52	35	59	18	123									
4 D 6 24	1 B 8 8	4 E 5 20	1 A 9 9	4 D 6 24	1 B 8 8	3 D 6 18	1 B 8 8	6 O 10 60							25	179 7.16	
(DIPLOMA STUDENT) SGPI: SEM-III: 6.67 ; SEM-IV: 5.54 ; SEM-V: 5.59 ; SEM-VI: 5.00 ; SEM-VII: 5.81 ; CGPI: 5.96																	
14182875	YADAV BHIM PARAS SANTRADEVI	(ELECTIVE: MEE8023:PROJECT MANAGEMENT)															
47	17	52	19	52	16	47	19	38									
11	21	12	--	11	19	15	--	93							P		
58	38	64	19	63	35	62	19	131									
4 D 6 24	1 A 9 9	4 C 7 28	1 A 9 9	4 C 7 28	1 B 8 8	3 C 7 21	1 A 9 9	6 O 10 60							25	196 7.84	
SGPI: SEM-I: 5.70 ; SEM-II: 5.26 ; SEM-III: 5.62 ; SEM-IV: 6.11 ; SEM-V: 6.96 ; SEM-VI: 6.64 ; SEM-VII: 7.56 ; CGPI: 6.46																	
14182876	YADAV NIRAJKUMAR HARIMURAT NIRMALA	(ELECTIVE: MEE8023:PROJECT MANAGEMENT)															
44	22	52	23	68	20	54	22	43									
16	23	14	--	17	20	17	--	92							P		
60	45	66	23	85	40	71	22	135									
4 C 7 28	1 O 10 10	4 C 7 28	1 O 10 10	4 O 10 40	1 O 10 10	3 B 8 24	1 O 10 10	6 O 10 60							25	220 8.80	
SGPI: SEM-I: 8.63 ; SEM-II: 8.48 ; SEM-III: 9.17 ; SEM-IV: 9.07 ; SEM-V: 9.52 ; SEM-VI: 7.68 ; SEM-VII: 8.59 ; CGPI: 8.74																	
/- FEMALE, #- 0.229,@- 0.5042,@- 0.5043,* - 0.5045,ADC- ADMISSION CANCELLED, RR- RESERVED, -- FAILS IN THEORY OR PRACTICAL																	
RPV- PROVISIONAL, RCC- 0.5050, A.ABS- ABSENT, F- FAILS, P- PASSES, NULL- NULL & VOID																	
G:grade GP:grade points C:credits CP:credit points CGPI:Cumulative Grade Performance Index																	
腩G:sum of product of credits & grades 腩:sum of credit points SGPI: 腩G/腩																	
MARKS	: >=80	>=75 and <80	>=70 and <75	>=60 and <70	>=50 and <60	>=45 and <50	>=40 and <45	<40									
GRADE	: O	A	B	C	D	E	P	F									
GRADE POINT	: 10	9	8	7	6	5	4	0									



OFFICE REGISTER FOR THE B.E. (MECHANICAL) (SEM VIII) (CBSGS) EXAMINATION HELD IN MAY 2019  
COLLEGE/CENTRE NAME:466:VCET

RESULT DATE :- JULY 12, 2019

SEAT_NO	NAME	<----- Course-I ----->			<----- Course-II ----->			<----- Course-III ----->			<----- Course-IV ----->			< Course-V >			RESULT	REMARK
		Th(80/32)	Tw(25/10)	In(20/08)	Th(80/32)	Tw(25/10)	In(20/08)	Th(80/32)	Tw(25/10)	In(20/08)	Th(80/32)	Tw(25/10)	In(20/08)	Tw(50/20)				
		Or(25/10)			---			Or(25/10)			---			Or(100/40)				
		Tot	Tot	Tot	Tot	Tot	Tot	Tot	Tot	Tot	Tot	Tot	Tot	Tot				
		C G GP C*G	C G GP C*G	C G GP C*G	C G GP C*G	C G GP C*G	C G GP C*G	C G GP C*G	C G GP C*G	C G GP C*G	C G GP C*G	C G GP C*G	C G GP C*G	C G GP C*G		腓 腓G SGPI		
1. MEC801	DESIGN OF MECH. SYSTEMS	2. MEC802			INDUSTRIAL ENGG & MGMT.			3. MEC803			REFRIG. & AIR CONDITION							
4. ELECTIVE-II SUBJECT		5. MEP802			PROJECT-II													
14182877	ALANDE SHUBHAM SUNIL GEETANJALI	(ELECTIVE: MEE8026:AUTOMOBILE ENGINEERING)																
		50	20	61	23	59	23	47	23	38								
		10	21	14	--	17	24	15	--	86					P			
		60	41	75	23	76	47	62	23	124								
		4 C 7 28	1 O 10 10	4 A 9 36	1 O 10 10	4 A 9 36	1 O 10 10	3 C 7 21	1 O 10 10	6 O 10 60					25 221	8.84		
	(DIPLOMA STUDENT)	SGPI: SEM-III: 7.58 ; SEM-IV: 7.79 ; SEM-V: 7.15 ; SEM-VI: 7.29 ; SEM-VII: 7.41 ; CGPI: 7.68 @0.07																
14182878	BAGUL BHUSHAN BALU SUNANDA	(ELECTIVE: MEE8026:AUTOMOBILE ENGINEERING)																
		37	16	36	20	50	20	42	18	33								
		8	16	12	--	8	15	11	--	78					P	RLE		
		45	32	48	20	58	35	53	18	111								
		4 E 5 20	1 C 7 7	4 E 5 20	1 O 10 10	4 D 6 24	1 B 8 8	3 D 6 18	1 B 8 8	6 B 8 48					25 163	6.52		
	(DIPLOMA STUDENT)	SGPI: SEM-III: 6.08 ; SEM-IV: 5.46 ; SEM-V: 5.41 ; SEM-VI: 0.00 ; SEM-VII: 5.41 ; CGPI: --																
14182879	BHOYE KOUSTUBH GANESH POOJA	(ELECTIVE: MEE8026:AUTOMOBILE ENGINEERING)																
		48	18	38	21	52	21	52	20	37								
		10	19	11	--	10	20	16	--	86					P			
		58	37	49	21	62	41	68	20	123								
		4 D 6 24	1 B 8 8	4 E 5 20	1 O 10 10	4 C 7 28	1 O 10 10	3 C 7 21	1 O 10 10	6 O 10 60					25 191	7.64		
	(DIPLOMA STUDENT)	SGPI: SEM-III: 6.96 ; SEM-IV: 6.89 ; SEM-V: 7.00 ; SEM-VI: 6.21 ; SEM-VII: 7.33 ; CGPI: 7.01																
14182880	/BIRJE JAGRUTI RAMESH RESHMA	(ELECTIVE: MEE8026:AUTOMOBILE ENGINEERING)																
		57	20	53	24	61	21	63	22	39								
		14	22	20	--	16	20	16	--	85					P			
		71	42	73	24	77	41	79	22	124								
		4 B 8 32	1 O 10 10	4 B 8 32	1 O 10 10	4 A 9 36	1 O 10 10	3 A 9 27	1 O 10 10	6 O 10 60					25 227	9.08		
	(DIPLOMA STUDENT)	SGPI: SEM-III: 7.04 ; SEM-IV: 7.82 ; SEM-V: 8.15 ; SEM-VI: 7.11 ; SEM-VII: 8.70 ; CGPI: 7.98																
/- FEMALE, #- 0.229,@- 0.5042,@- 0.5043,* - 0.5045,ADC- ADMISSION CANCELLED, RR- RESERVED, -- FAILS IN THEORY OR PRACTICAL																		
RPV- PROVISIONAL, RCC- 0.5050, A.ABS- ABSENT, F- FAILS, P- PASSES, NULL- NULL & VOID																		
G:grade GP:gradepoints C:credits CP:credit points CGPI:Cumulative Grade Performance Index																		
腓G:sum of product of credits & grades 腓:sum of credit points SGPI: 腓G/腓																		
MARKS	:	>=80	>=75 and <80	>=70 and <75	>=60 and <70	>=50 and <60	>=45 and <50	>=40 and <45	<40									
GRADE	:	O	A	B	C	D	E	P	F									
GRADE POINT	:	10	9	8	7	6	5	4	0									

OFFICE REGISTER FOR THE B.E. (MECHANICAL) (SEM VIII) (CBSGS) EXAMINATION HELD IN MAY 2019

COLLEGE/CENTRE NAME:466:VCET

RESULT DATE :- JULY 12, 2019

SEAT_NO	NAME										RESULT	REMARK							
<-----	Course-I		<-----		Course-II		<-----		Course-III		<-----		Course-IV		< Course-V >				
Th(80/32)	Tw(25/10)		Th(80/32)		Tw(25/10)		Th(80/32)		Tw(25/10)		Th(80/32)		Tw(25/10)		Tw(50/20)				
In(20/08)	Or(25/10)		In(20/08)		---		In(20/08)		Or(25/10)		In(20/08)		---		Or(100/40)				
Tot	Tot		Tot		Tot		Tot		Tot		Tot		Tot		Tot				
C G GP C*G	C G GP C*G		C G GP C*G		C G GP C*G		C G GP C*G		C G GP C*G		C G GP C*G		C G GP C*G		C G GP C*G		腩	腩G	SGPI
1. MEC801	DESIGN OF MECH. SYSTEMS					2. MEC802	INDUSTRIAL ENGG & MGMT.					3. MEC803	REFRIG. & AIR CONDITION						
4. ELECTIVE-II SUBJECT						5. MEP802	PROJECT-II												
14182881	/BORKAR KAJAL PRASHANT LATA										(ELECTIVE: MEE8026:AUTOMOBILE ENGINEERING)								
43	19		59		22		43		22		55		21		38				
11	17		13		--		10		20		15		--		81			P	
54	36		72		22		53		42		70		21		119				
4 D 6 24	1 B 8 8		4 B 8 32		1 O 10 10		4 D 6 24		1 O 10 10		3 B 8 24		1 O 10 10		6 A 9 54		25	196	7.84
(DIPLOMA STUDENT)										SGPI: SEM-III: 6.04 ; SEM-IV: 5.79 ; SEM-V: 5.93 ; SEM-VI: 6.25 ; SEM-VII: 7.04 ; CGPI: 6.48									
14182882	CHAUDHARI PRITESH SUBHASH REKHA										(ELECTIVE: MEE8026:AUTOMOBILE ENGINEERING)								
52	17		43		21		35		17		47		20		37				
9	18		11		--		8		19		15		--		85			P	
61	35		54		21		43		36		62		20		122				
4 C 7 28	1 B 8 8		4 D 6 24		1 O 10 10		4 P 4 16		1 B 8 8		3 C 7 21		1 O 10 10		6 O 10 60		25	185	7.40
(DIPLOMA STUDENT)										SGPI: SEM-III: 5.79 ; SEM-IV: 6.14 ; SEM-V: 6.59 ; SEM-VI: 5.96 ; SEM-VII: 7.67 ; CGPI: 6.59									
14182883	/CHAUDHARY NIRMITY SATISH SANGEETA										(ELECTIVE: MEE8026:AUTOMOBILE ENGINEERING)								
43	20		38		21		32		22		43		19		35				
9	17		9		--		10		21		13		--		78			P	
52	37		47		21		42		43		56		19		113				
4 D 6 24	1 B 8 8		4 E 5 20		1 O 10 10		4 P 4 16		1 O 10 10		3 D 6 18		1 A 9 9		6 A 9 54		25	169	6.76
(DIPLOMA STUDENT)										SGPI: SEM-III: 5.71 ; SEM-IV: 5.68 ; SEM-V: 5.52 ; SEM-VI: 4.89 ; SEM-VII: 5.11 ; CGPI: 5.61									
14182884	CHAURASIA SAURABH GANESH SUSHMA										(ELECTIVE: MEE8026:AUTOMOBILE ENGINEERING)								
60	18		42		21		43		21		44		21		41				
13	17		15		--		13		20		15		--		90			P	
73	35		57		21		56		41		59		21		131				
4 B 8 32	1 B 8 8		4 D 6 24		1 O 10 10		4 D 6 24		1 O 10 10		3 D 6 18		1 O 10 10		6 O 10 60		25	196	7.84
(DIPLOMA STUDENT)										SGPI: SEM-III: 7.04 ; SEM-IV: 7.79 ; SEM-V: 6.85 ; SEM-VI: 6.89 ; SEM-VII: 7.74 ; CGPI: 7.36									
/- FEMALE, #- 0.229,@- 0.5042,@- 0.5043,* - 0.5045,ADC- ADMISSION CANCELLED, RR- RESERVED, -- FAILS IN THEORY OR PRACTICAL																			
RPV- PROVISIONAL, RCC- 0.5050, A.ABS- ABSENT, F- FAILS, P- PASSES, NULL- NULL & VOID																			
G:grade GP:grade points C:credits CP:credit points CGPI:Cumulative Grade Performance Index																			
腩G:sum of product of credits & grades 腩:sum of credit points SGPI: 腩G/腩																			
MARKS	: >=80		>=75 and <80		>=70 and <75		>=60 and <70		>=50 and <60		>=45 and <50		>=40 and <45		<40				
GRADE	: O		A		B		C		D		E		P		F				
GRADE POINT	: 10		9		8		7		6		5		4		0				

OFFICE REGISTER FOR THE B.E. (MECHANICAL) (SEM VIII) (CBSGS) EXAMINATION HELD IN MAY 2019

COLLEGE/CENTRE NAME:466:VCET

RESULT DATE :- JULY 12, 2019

SEAT_NO	NAME	<----- Course-I ----->				<----- Course-II ----->				<----- Course-III ----->				<----- Course-IV ----->				< Course-V >				RESULT	REMARK																	
		Th(80/32)	Tw(25/10)	In(20/08)	Or(25/10)	Tot	C	G	GP	C*G	Th(80/32)	Tw(25/10)	In(20/08)	Or(25/10)	Tot	C	G	GP	C*G	Th(80/32)	Tw(25/10)	In(20/08)	Or(25/10)	Tot	C	G	GP	C*G	Th(80/32)	Tw(25/10)	In(20/08)	Or(100/40)	Tot	C	G	GP	C*G	腓	腓G	SGPI

1. MEC801	DESIGN OF MECH. SYSTEMS	2. MEC802	INDUSTRIAL ENGG & MGMT.	3. MEC803	REFRIG. & AIR CONDITION
4. ELECTIVE-II SUBJECT		5. MEP802	PROJECT-II		

14182885 CHAVAN KRUNAL DILIP DIPALI (ELECTIVE: MEE8026:AUTOMOBILE ENGINEERING)

46	17	56	18	68	19	55	21	37	
10	18	14	--	10	22	17	--	81	P
56	35	70	18	78	41	72	21	118	
4 D 6 24	1 B 8 8	4 B 8 32	1 B 8 8	4 A 9 36	1 O 10 10	3 B 8 24	1 O 10 10	6 A 9 54	25 206 8.24

(DIPLOMA STUDENT) SGPI: SEM-III: 6.46 ; SEM-IV: 6.86 ; SEM-V: 6.74 ; SEM-VI: 6.79 ; SEM-VII: 7.78 ; CGPI: 7.15

14182886 DHAVAL TEJES GANPAT PRANITA (ELECTIVE: MEE8026:AUTOMOBILE ENGINEERING)

47	18	57	22	44	21	44	21	36	
11	19	18	--	11	20	18	--	79	P
58	37	75	22	55	41	62	21	115	
4 D 6 24	1 B 8 8	4 A 9 36	1 O 10 10	4 D 6 24	1 O 10 10	3 C 7 21	1 O 10 10	6 A 9 54	25 197 7.88

(DIPLOMA STUDENT) SGPI: SEM-III: 6.62 ; SEM-IV: 7.50 ; SEM-V: 7.41 ; SEM-VI: 6.46 ; SEM-VII: 7.81 ; CGPI: 7.28

14182887 DHURI MANGESH SUDHIR GEETA (ELECTIVE: MEE8026:AUTOMOBILE ENGINEERING)

52	19	50	24	64	21	51	22	41	
18	20	15	--	11	21	15	--	91	P
70	39	65	24	75	42	66	22	132	
4 B 8 32	1 A 9 9	4 C 7 28	1 O 10 10	4 A 9 36	1 O 10 10	3 C 7 21	1 O 10 10	6 O 10 60	25 216 8.64

(DIPLOMA STUDENT) SGPI: SEM-III: 6.17 ; SEM-IV: 7.07 ; SEM-V: 7.59 ; SEM-VI: 7.14 ; SEM-VII: 7.30 ; CGPI: 7.32

14182888 DIGE RAJ DEEPAK MANISHA (ELECTIVE: MEE8026:AUTOMOBILE ENGINEERING)

53	17	66	21	51	18	54	18	39	
14	19	18	--	9	18	15	--	89	P
67	36	84	21	60	36	69	18	128	
4 C 7 28	1 B 8 8	4 O 10 40	1 O 10 10	4 C 7 28	1 B 8 8	3 C 7 21	1 B 8 8	6 O 10 60	25 211 8.44

(DIPLOMA STUDENT) SGPI: SEM-III: 5.79 ; SEM-IV: 5.82 ; SEM-V: 7.37 ; SEM-VI: 6.36 ; SEM-VII: 7.81 ; CGPI: 6.93

/- FEMALE, #- 0.229,@- 0.5042,@- 0.5043,\* - 0.5045,ADC- ADMISSION CANCELLED, RR- RESERVED, -- FAILS IN THEORY OR PRACTICAL

RPV- PROVISIONAL, RCC- 0.5050, A.ABS- ABSENT, F- FAILS, P- PASSES, NULL- NULL & VOID

G:grade GP:grade points C:credits CP:credit points CGPI:Cumulative Grade Performance Index

腓G:sum of product of credits & grades 腓:sum of credit points SGPI: 腓G/腓

MARKS	: >=80	>=75 and <80	>=70 and <75	>=60 and <70	>=50 and <60	>=45 and <50	>=40 and <45	<40
GRADE	: O	A	B	C	D	E	P	F
GRADE POINT	: 10	9	8	7	6	5	4	0



SEAT_NO	NAME	Course-I			Course-II			Course-III			Course-IV			Course-V			RESULT	REMARK	
		Th(80/32)	Tw(25/10)	In(20/08)	Th(80/32)	Tw(25/10)	In(20/08)	Th(80/32)	Tw(25/10)	In(20/08)	Th(80/32)	Tw(25/10)	In(20/08)	Th(80/32)	Tw(25/10)	In(20/08)			
		Tot	Tot	Tot	Tot	Tot	Tot	Tot	Tot	Tot	Tot	Tot	Tot	Tot	Tot	Tot			
		C G GP C*G	C G GP C*G	C G GP C*G	C G GP C*G	C G GP C*G	C G GP C*G	C G GP C*G	C G GP C*G	C G GP C*G	C G GP C*G	C G GP C*G	C G GP C*G	C G GP C*G	C G GP C*G	C G GP C*G	腓	腓G	SGPI
1. MEC801	DESIGN OF MECH. SYSTEMS	2. MEC802			INDUSTRIAL ENGG & MGMT.			3. MEC803			REFRIG. & AIR CONDITION								
4. ELECTIVE-II	SUBJECT	5. MEP802			PROJECT-II														
14182889	DIGHE DEVANG BIPINCHANDRA ARUNDHA	(ELECTIVE: MEE8026:AUTOMOBILE ENGINEERING)																	
		40	18	44	24	42	22	56	23	41									
		11	20	15	--	13	22	14	--	92							P		
		51	38	59	24	55	44	70	23	133									
		4 D 6 24	1 A 9 9	4 D 6 24	1 O 10 10	4 D 6 24	1 O 10 10	3 B 8 24	1 O 10 10	6 O 10 60							25	195	7.80
	(DIPLOMA STUDENT)	SGPI: SEM-III: 5.42 ; SEM-IV: 6.29 ; SEM-V: 7.30 ; SEM-VI: 5.93 ; SEM-VII: 7.41 ; CGPI: 6.69 @0.06																	
14182890	GANGURDE AKSHAY BALU SUGANDHA	(ELECTIVE: MEE8026:AUTOMOBILE ENGINEERING)																	
		56E	16E	33E	18E	36E	19E	52E	18E	30E									
		8E	16E	10E	--	4F	12E	11E	--	75E							F		
		64	32	43	18	--	31	63	18	105									
		4 C 7 28	1 C 7 7	4 P 4 16	1 B 8 8	-- -- --	1 C 7 7	3 C 7 21	1 B 8 8	6 B 8 48							21	143	--
	(DIPLOMA STUDENT)	SGPI: SEM-III: 6.17 ; SEM-IV: 5.57 ; SEM-V: 0.00 ; SEM-VI: 0.00 ; SEM-VII: 5.85 ; CGPI: --																	
14182891	GHODAKE SHIVRAJ DILIP LATA	(ELECTIVE: MEE8026:AUTOMOBILE ENGINEERING)																	
		46	18	42	23	60	20	54	21	41									
		9	21	13	--	9	20	14	--	87							P		
		55	39	55	23	69	40	68	21	128									
		4 D 6 24	1 A 9 9	4 D 6 24	1 O 10 10	4 C 7 28	1 O 10 10	3 C 7 21	1 O 10 10	6 O 10 60							25	196	7.84
	(DIPLOMA STUDENT)	SGPI: SEM-III: 5.33 ; SEM-IV: 5.57 ; SEM-V: 6.15 ; SEM-VI: 6.11 ; SEM-VII: 7.11 ; CGPI: 6.35																	
14182892	/IMADE DHANASHREE SHIVAJI SHALUBAI	(ELECTIVE: MEE8026:AUTOMOBILE ENGINEERING)																	
		49	18	52	18	45	22	49	20	40									
		10	20	14	--	13	20	16	--	90							P		
		59	38	66	18	58	42	65	20	130									
		4 D 6 24	1 A 9 9	4 C 7 28	1 B 8 8	4 D 6 24	1 O 10 10	3 C 7 21	1 O 10 10	6 O 10 60							25	194	7.76
	(DIPLOMA STUDENT)	SGPI: SEM-III: 6.38 ; SEM-IV: 6.71 ; SEM-V: 7.15 ; SEM-VI: 6.32 ; SEM-VII: 7.15 ; CGPI: 6.91																	
/- FEMALE, #- 0.229,@- 0.5042,@- 0.5043,* - 0.5045,ADC- ADMISSION CANCELLED, RR- RESERVED, -- FAILS IN THEORY OR PRACTICAL																			
RPV- PROVISIONAL, RCC- 0.5050, A.ABS- ABSENT, F- FAILS, P- PASSES, NULL- NULL & VOID																			
G:grade GP:gradepoints C:credits CP:credit points CGPI:Cumulative Grade Performance Index																			
腓G:sum of product of credits & grades 腓:sum of credit points SGPI: 腓G/腓																			
MARKS	:	>=80	>=75 and <80	>=70 and <75	>=60 and <70	>=50 and <60	>=45 and <50	>=40 and <45	<40										
GRADE	:	O	A	B	C	D	E	P	F										
GRADE POINT	:	10	9	8	7	6	5	4	0										

SEAT_NO	NAME	<----- Course-I ----->			<----- Course-II ----->			<----- Course-III ----->			<----- Course-IV ----->			< Course-V >			RESULT	REMARK
		Th(80/32)	Tw(25/10)	In(20/08)	Th(80/32)	Tw(25/10)	In(20/08)	Th(80/32)	Tw(25/10)	In(20/08)	Th(80/32)	Tw(25/10)	In(20/08)	Tw(50/20)				
		Or(25/10)			---			Or(25/10)			---			Or(100/40)				
		Tot	Tot	Tot	Tot	Tot	Tot	Tot	Tot	Tot	Tot	Tot	Tot	Tot				
		C G GP C*G	C G GP C*G	C G GP C*G	C G GP C*G	C G GP C*G	C G GP C*G	C G GP C*G	C G GP C*G	C G GP C*G	C G GP C*G	C G GP C*G	C G GP C*G	C G GP C*G		腓 腓G SGPI		
1. MEC801	DESIGN OF MECH. SYSTEMS	2. MEC802			INDUSTRIAL ENGG & MGMT.			3. MEC803			REFRIG. & AIR CONDITION							
4. ELECTIVE-II SUBJECT		5. MEP802			PROJECT-II													
14182893	INGLE AASHISH MANOJ KALPANA	(ELECTIVE: MEE8026:AUTOMOBILE ENGINEERING)																
		48	18	53	21	53	19	43	20	38								
		9	21	13	--	10	18	14	--	85					P			
		57	39	66	21	63	37	57	20	123								
		4 D 6 24	1 A 9 9	4 C 7 28	1 O 10 10	4 C 7 28	1 B 8 8	3 D 6 18	1 O 10 10	6 O 10 60					25 195	7.80		
		(DIPLOMA STUDENT) SGPI: SEM-III: 6.25 ; SEM-IV: 5.86 ; SEM-V: 6.67 ; SEM-VI: 6.11 ; SEM-VII: 7.41 ; CGPI: 6.68 @0.07																
14182894	JAMGE AKASH AMRUT RASIKA	(ELECTIVE: MEE8026:AUTOMOBILE ENGINEERING)																
		47	18	52	22	52	21	60	20	32								
		10	20	17	--	11	18	13	--	80					P			
		57	38	69	22	63	39	73	20	112								
		4 D 6 24	1 A 9 9	4 C 7 28	1 O 10 10	4 C 7 28	1 A 9 9	3 B 8 24	1 O 10 10	6 B 8 48					25 190	7.60		
		(DIPLOMA STUDENT) SGPI: SEM-III: 6.83 ; SEM-IV: 6.07 ; SEM-V: 7.00 ; SEM-VI: 6.71 ; SEM-VII: 7.63 ; CGPI: 6.97																
14182895	KAMBLE RATNADEEP ANIL ARTI	(ELECTIVE: MEE8026:AUTOMOBILE ENGINEERING)																
		42	19	56	20	55	21	50	21	38								
		12	20	14	--	18	22	15	--	82					P			
		54	39	70	20	73	43	65	21	120								
		4 D 6 24	1 A 9 9	4 B 8 32	1 O 10 10	4 B 8 32	1 O 10 10	3 C 7 21	1 O 10 10	6 O 10 60					25 208	8.32		
		(DIPLOMA STUDENT) SGPI: SEM-III: 7.29 ; SEM-IV: 7.46 ; SEM-V: 8.44 ; SEM-VI: 7.71 ; SEM-VII: 8.19 ; CGPI: 7.90																
14182896	/KHADE VISHAKHA VASANT VAISHALI	(ELECTIVE: MEE8026:AUTOMOBILE ENGINEERING)																
		55	17	46	22	48	21	39	19	32								
		9	18	10	--	9	20	9	--	79					P			
		64	35	56	22	57	41	48	19	111								
		4 C 7 28	1 B 8 8	4 D 6 24	1 O 10 10	4 D 6 24	1 O 10 10	3 E 5 15	1 A 9 9	6 B 8 48					25 176	7.04		
		(DIPLOMA STUDENT) SGPI: SEM-III: 5.75 ; SEM-IV: 5.50 ; SEM-V: 5.81 ; SEM-VI: 5.36 ; SEM-VII: 6.67 ; CGPI: 6.02																
/- FEMALE, #- 0.229,@- 0.5042,@- 0.5043,* - 0.5045,ADC- ADMISSION CANCELLED, RR- RESERVED, -- FAILS IN THEORY OR PRACTICAL																		
RPV- PROVISIONAL, RCC- 0.5050, A.ABS- ABSENT, F- FAILS, P- PASSES, NULL- NULL & VOID																		
G:grade GP:gradepoints C:credits CP:credit points CGPI:Cumulative Grade Performance Index																		
腓G:sum of product of credits & grades 腓:sum of credit points SGPI: 腓G/腓																		
MARKS	:	>=80	>=75 and <80	>=70 and <75	>=60 and <70	>=50 and <60	>=45 and <50	>=40 and <45	<40									
GRADE	:	O	A	B	C	D	E	P	F									
GRADE POINT	:	10	9	8	7	6	5	4	0									

OFFICE REGISTER FOR THE B.E. (MECHANICAL) (SEM VIII) (CBSGS) EXAMINATION HELD IN MAY 2019  
COLLEGE/CENTRE NAME:466:VCET

RESULT DATE :- JULY 12, 2019

SEAT_NO	NAME										RESULT	REMARK										
<----- Course-I ----->		<----- Course-II ----->				<----- Course-III ----->				<----- Course-IV ----->		< Course-V >										
Th(80/32) Tw(25/10)		Th(80/32) Tw(25/10)		Th(80/32) Tw(25/10)		Th(80/32) Tw(25/10)		Th(80/32) Tw(25/10)		Tw(50/20)												
In(20/08) Or(25/10)		In(20/08) ---		In(20/08) Or(25/10)		In(20/08) Or(25/10)		In(20/08) ---		Or(100/40)												
Tot		Tot		Tot		Tot		Tot		Tot												
C	G	GP	C*G	C	G	GP	C*G	C	G	GP	C*G	C	G	GP	C*G	C	G	GP	C*G	腓	腓G	SGPI
-----																						
1. MEC801 DESIGN OF MECH. SYSTEMS					2. MEC802 INDUSTRIAL ENGG & MGMT.					3. MEC803 REFRIG. & AIR CONDITION												
4. ELECTIVE-II SUBJECT					5. MEP802 PROJECT-II																	
-----																						
14182897 /KHANDEKAR JYOTI MADHUKAR MEGHA										(ELECTIVE: MEE8026:AUTOMOBILE ENGINEERING)												
53		21		55		21		54		19		36		20		38						
10		23		12		--		9		17		12		--		82				P		
63		44		67		21		63		36		48		20		120						
4 C 7 28		1 O 10 10		4 C 7 28		1 O 10 10		4 C 7 28		1 B 8 8		3 E 5 15		1 O 10 10		6 O 10 60		25 197		7.88		
SGPI: SEM-I: 8.00 ; SEM-II: 8.15 ; SEM-III: 7.29 ; SEM-IV: 8.36 ; SEM-V: 7.56 ; SEM-VI: 7.32 ; SEM-VII: 7.41 ; CGPI: 7.75																						
-----																						
14182898 /KOTHURKAR PRIYANKA KISHOR SHALINI										(ELECTIVE: MEE8026:AUTOMOBILE ENGINEERING)												
55		18		64		21		61		21		39		20		36						
9		17		19		--		8		21		15		--		81				P		
64		35		83		21		69		42		54		20		117						
4 C 7 28		1 B 8 8		4 O 10 40		1 O 10 10		4 C 7 28		1 O 10 10		3 D 6 18		1 O 10 10		6 A 9 54		25 206		8.24		
(DIPLOMA STUDENT) SGPI: SEM-III: 5.63 ; SEM-IV: 5.82 ; SEM-V: 6.59 ; SEM-VI: 6.25 ; SEM-VII: 7.56 ; CGPI: 6.68 @0.07																						
-----																						
14182899 KOTIAN VRASHAB GIRISH HARINI										(ELECTIVE: MEE8026:AUTOMOBILE ENGINEERING)												
38		24		58		23		64		19		57		23		40						
9		22		15		--		10		19		18		--		82				P		
47		46		73		23		74		38		75		23		122						
4 E 5 20		1 O 10 10		4 B 8 32		1 O 10 10		4 B 8 32		1 A 9 9		3 A 9 27		1 O 10 10		6 O 10 60		25 210		8.40		
SGPI: SEM-I: 8.44 ; SEM-II: 8.48 ; SEM-III: 8.46 ; SEM-IV: 8.36 ; SEM-V: 7.52 ; SEM-VI: 7.89 ; SEM-VII: 7.41 ; CGPI: 8.12																						
-----																						
14182900 KULYE OMKAR PANDURANG PALLAVI										(ELECTIVE: MEE8026:AUTOMOBILE ENGINEERING)												
50		18		40		20		57		21		60		18		35						
10		20		15		--		9		18		15		--		80				P		
60		38		55		20		66		39		75		18		115						
4 C 7 28		1 A 9 9		4 D 6 24		1 O 10 10		4 C 7 28		1 A 9 9		3 A 9 27		1 B 8 8		6 A 9 54		25 197		7.88		
(DIPLOMA STUDENT) SGPI: SEM-III: 6.46 ; SEM-IV: 6.43 ; SEM-V: 6.63 ; SEM-VI: 6.25 ; SEM-VII: 6.85 ; CGPI: 6.75																						
-----																						
/- FEMALE, #- 0.229,@- 0.5042,@- 0.5043,* - 0.5045,ADC- ADMISSION CANCELLED, RR- RESERVED, -- FAILS IN THEORY OR PRACTICAL																						
RPV- PROVISIONAL, RCC- 0.5050, A.ABS- ABSENT, F- FAILS, P- PASSES, NULL- NULL & VOID																						
G:grade GP:gradepoints C:credits CP:credit points CGPI:Cumulative Grade Performance Index																						
腓G:sum of product of credits & grades 腓:sum of credit points SGPI: 腓G/腓																						
MARKS : >=80 >=75 and <80 >=70 and <75 >=60 and <70 >=50 and <60 >=45 and <50 >=40 and < 45 <40																						
GRADE : O A B C D E P F																						
GRADE POINT : 10 9 8 7 6 5 4 0																						
-----																						

OFFICE REGISTER FOR THE B.E. (MECHANICAL) (SEM VIII) (CBSGS) EXAMINATION HELD IN MAY 2019

COLLEGE/CENTRE NAME:466:VCET

RESULT DATE :- JULY 12, 2019

SEAT_NO	NAME	<----- Course-I ----->				<----- Course-II ----->				<----- Course-III ----->				<----- Course-IV ----->				< Course-V >				RESULT	REMARK	
		Th(80/32)	Tw(25/10)	In(20/08)	Tot	Th(80/32)	Tw(25/10)	In(20/08)	Tot	Th(80/32)	Tw(25/10)	In(20/08)	Tot	Th(80/32)	Tw(25/10)	In(20/08)	Tot	Th(80/32)	Tw(50/20)	Or(100/40)	Tot			
		C	G	GP	C*G	C	G	GP	C*G	C	G	GP	C*G	C	G	GP	C*G	C	G	GP	C*G	腓	腓G	SGPI

1. MEC801 DESIGN OF MECH. SYSTEMS 2. MEC802 INDUSTRIAL ENGG & MGMT. 3. MEC803 REFRIG. & AIR CONDITION  
 4. ELECTIVE-II SUBJECT 5. MEP802 PROJECT-II

14182901 LATISH VIJAYAN KAMALARANI (ELECTIVE: MEE8026:AUTOMOBILE ENGINEERING)

47	24	45	22	37	23	38	23	40																														
14	23	11	--	9	21	18	--	89																P														
61	47	56	22	46	44	56	23	129																														
4	C	7	28	1	O	10	10	4	D	6	24	1	O	10	10	4	E	5	20	1	O	10	10	3	D	6	18	1	O	10	10	6	O	10	60	25	190	7.60

SGPI: SEM-I: 7.30 ; SEM-II: 7.52 ; SEM-III: 7.42 ; SEM-IV: 7.00 ; SEM-V: 7.00 ; SEM-VI: 6.93 ; SEM-VII: 7.15 ; CGPI: 7.24

14182902 MAHADIK AKSHAY VIJAY JAYASHREE (ELECTIVE: MEE8026:AUTOMOBILE ENGINEERING)

64	19	62	22	57	22	60	21	40																														
16	23	19	--	12	23	17	--	86																P														
80	42	81	22	69	45	77	21	126																														
4	O	10	40	1	O	10	10	4	O	10	40	1	O	10	10	4	C	7	28	1	O	10	10	3	A	9	27	1	O	10	10	6	O	10	60	25	235	9.40

(DIPLOMA STUDENT) SGPI: SEM-III: 7.71 ; SEM-IV: 7.18 ; SEM-V: 7.70 ; SEM-VI: 7.00 ; SEM-VII: 8.04 ; CGPI: 7.84

14182903 MAJGAONKAR ANIKET NARAYAN POOJA (ELECTIVE: MEE8026:AUTOMOBILE ENGINEERING)

53	18	47	19	59	22	56	22	40																														
13	19	16	--	12	21	16	--	89																P														
66	37	63	19	71	43	72	22	129																														
4	C	7	28	1	B	8	8	4	C	7	28	1	A	9	9	4	B	8	32	1	O	10	10	3	B	8	24	1	O	10	10	6	O	10	60	25	209	8.36

(DIPLOMA STUDENT) SGPI: SEM-III: 7.33 ; SEM-IV: 6.71 ; SEM-V: 7.37 ; SEM-VI: 7.25 ; SEM-VII: 8.15 ; CGPI: 7.53

14182904 MALUSHTE KARAN CHANDRASHEKHAR ASMITA (ELECTIVE: MEE8026:AUTOMOBILE ENGINEERING)

51	21	38	23	48	21	56	21	37																														
10	18	17	--	11	22	17	--	87																P														
61	39	55	23	59	43	73	21	124																														
4	C	7	28	1	A	9	9	4	D	6	24	1	O	10	10	4	D	6	24	1	O	10	10	3	B	8	24	1	O	10	10	6	O	10	60	25	199	7.96

(DIPLOMA STUDENT) SGPI: SEM-III: 7.25 ; SEM-IV: 6.57 ; SEM-V: 6.81 ; SEM-VI: 6.32 ; SEM-VII: 7.89 ; CGPI: 7.13

/- FEMALE, #- 0.229,@- 0.5042,@- 0.5043,\* - 0.5045,ADC- ADMISSION CANCELLED, RR- RESERVED, -- FAILS IN THEORY OR PRACTICAL

RPV- PROVISIONAL, RCC- 0.5050, A.ABS- ABSENT, F- FAILS, P- PASSES, NULL- NULL & VOID

G:grade GP:grade points C:credits CP:credit points CGPI:Cumulative Grade Performance Index

腓G:sum of product of credits & grades 腓:sum of credit points SGPI: 腓G/腓

MARKS	: >=80	>=75 and <80	>=70 and <75	>=60 and <70	>=50 and <60	>=45 and <50	>=40 and <45	<40
GRADE	: O	A	B	C	D	E	P	F
GRADE POINT	: 10	9	8	7	6	5	4	0

OFFICE REGISTER FOR THE B.E. (MECHANICAL) (SEM VIII) (CBSGS) EXAMINATION HELD IN MAY 2019

COLLEGE/CENTRE NAME:466:VCET

RESULT DATE :- JULY 12, 2019

SEAT_NO	NAME											RESULT	REMARK		
<----- Course-I ----->		<----- Course-II ----->				<----- Course-III ----->				<----- Course-IV ----->				< Course-V >	
Th(80/32)	Tw(25/10)	Th(80/32)	Tw(25/10)	Th(80/32)	Tw(25/10)	Th(80/32)	Tw(25/10)	Th(80/32)	Tw(25/10)	Th(80/32)	Tw(50/20)				
In(20/08)	Or(25/10)	In(20/08)	---	In(20/08)	Or(25/10)	In(20/08)	---	In(20/08)	---	Or(100/40)					
Tot	Tot	Tot	Tot	Tot	Tot	Tot	Tot	Tot	Tot	Tot					
C G GP C*G	C G GP C*G	C G GP C*G	C G GP C*G	C G GP C*G	C G GP C*G	C G GP C*G	C G GP C*G	C G GP C*G	C G GP C*G	C G GP C*G	腓	腓G	SGPI		
1. MEC801 DESIGN OF MECH. SYSTEMS		2. MEC802 INDUSTRIAL ENGG & MGMT.				3. MEC803 REFRIG. & AIR CONDITION									
4. ELECTIVE-II SUBJECT		5. MEP802 PROJECT-II													
-----															
14182905	MANAKKALATH ASHISH SREEDHARAN SHAILAJA	(ELECTIVE: MEE8026:AUTOMOBILE ENGINEERING)													
43	19	55	20	50	22	63	21	39							
14	22	18	--	13	22	16	--	86			P				
57	41	73	20	63	44	79	21	125							
4 D 6 24	1 O 10 10	4 B 8 32	1 O 10 10	4 C 7 28	1 O 10 10	3 A 9 27	1 O 10 10	6 O 10 60	25	211	8.44				
(DIPLOMA STUDENT)		SGPI: SEM-III: 7.12 ; SEM-IV: 7.46 ; SEM-V: 7.74 ; SEM-VI: 6.79 ; SEM-VII: 8.30 ; CGPI: 7.64													
-----															
14182906	MANE NAGESH ARYARATNA VARSHA	(ELECTIVE: MEE8026:AUTOMOBILE ENGINEERING)													
43	23	47	23	59	19	55	21	40							
12	23	12	--	12	19	16	--	88			P				
55	46	59	23	71	38	71	21	128							
4 D 6 24	1 O 10 10	4 D 6 24	1 O 10 10	4 B 8 32	1 A 9 9	3 B 8 24	1 O 10 10	6 O 10 60	25	203	8.12				
		SGPI: SEM-I: 7.67 ; SEM-II: 7.37 ; SEM-III: 7.04 ; SEM-IV: 7.50 ; SEM-V: 6.67 ; SEM-VI: 7.11 ; SEM-VII: 7.67 ; CGPI: 7.39													
-----															
14182907	MANE PRATIK PREMKUMAR LALITHA	(ELECTIVE: MEE8026:AUTOMOBILE ENGINEERING)													
23F	15E	35E	18E	51E	19E	52E	18E	31E							
5F	15E	8E	--	5	12E	9E	--	76E			F				
--	30	43	18	56	31	61	18	107							
-- --	1 C 7 7	4 P 4 16	1 B 8 8	4 D 6 24	1 C 7 7	3 C 7 21	1 B 8 8	6 B 8 48	21	139	--				
(DIPLOMA STUDENT)		SGPI: SEM-III: 5.71 ; SEM-IV: 4.82 ; SEM-V: 0.00 ; SEM-VI: 0.00 ; SEM-VII: 0.00 ; CGPI: --													
-----															
14182908	MANE SATISH BARIKRAO RANJANA	(ELECTIVE: MEE8026:AUTOMOBILE ENGINEERING)													
32	18	43	20	41	21	45	18	36							
10	19	13	--	8	20	10	--	79			P	RLE			
42	37	56	20	49	41	55	18	115							
4 P 4 16	1 B 8 8	4 D 6 24	1 O 10 10	4 E 5 20	1 O 10 10	3 D 6 18	1 B 8 8	6 A 9 54	25	168	6.72				
(DIPLOMA STUDENT)		SGPI: SEM-III: 5.83 ; SEM-IV: 4.71 ; SEM-V: 5.56 ; SEM-VI: 0.00 ; SEM-VII: 6.52 ; CGPI: --													
-----															
/- FEMALE, #- 0.229,@- 0.5042,@- 0.5043,* - 0.5045,ADC- ADMISSION CANCELLED, RR- RESERVED, -- FAILS IN THEORY OR PRACTICAL															
RPV- PROVISIONAL, RCC- 0.5050, A.ABS- ABSENT, F- FAILS, P- PASSES, NULL- NULL & VOID															
G:grade GP:grade points C:credits CP:credit points CGPI:Cumulative Grade Performance Index															
腓G:sum of product of credits & grades 腓:sum of credit points SGPI: 腓G/腓															
MARKS	: >=80	>=75 and <80	>=70 and <75	>=60 and <70	>=50 and <60	>=45 and <50	>=40 and <45	<40							
GRADE	: O	A	B	C	D	E	P	F							
GRADE POINT	: 10	9	8	7	6	5	4	0							



OFFICE REGISTER FOR THE B.E. (MECHANICAL) (SEM VIII) (CBSGS) EXAMINATION HELD IN MAY 2019

COLLEGE/CENTRE NAME:466:VCET

RESULT DATE :- JULY 12, 2019

SEAT_NO	NAME											RESULT	REMARK									
<----- Course-I ----->		<----- Course-II ----->				<----- Course-III ----->				<----- Course-IV ----->				< Course-V >								
Th(80/32) Tw(25/10)		Th(80/32) Tw(25/10)		Th(80/32) Tw(25/10)		Th(80/32) Tw(25/10)		Th(80/32) Tw(25/10)		Th(80/32) Tw(25/10)		Tw(50/20)										
In(20/08) Or(25/10)		In(20/08) ---		In(20/08) Or(25/10)		In(20/08) ---		In(20/08) Or(25/10)		In(20/08) ---		Or(100/40)										
Tot		Tot		Tot		Tot		Tot		Tot		Tot										
C	G	GP	C*G	C	G	GP	C*G	C	G	GP	C*G	C	G	GP	C*G	C	G	GP	C*G	腓	腓G	SGPI
1. MEC801 DESIGN OF MECH. SYSTEMS		2. MEC802 INDUSTRIAL ENGG & MGMT.				3. MEC803 REFRIG. & AIR CONDITION				4. ELECTIVE-II SUBJECT		5. MEP802 PROJECT-II										
14182909 MAURYA AJAY RAKESH PUSHPA		(ELECTIVE: MEE8026:AUTOMOBILE ENGINEERING)																				
43		22		49		23		45		16		57		20		35						
13		23		14		--		12		19		15		--		83				P		
56		45		63		23		57		35		72		20		118						
4 D 6 24		1 O 10 10		4 C 7 28		1 O 10 10		4 D 6 24		1 B 8 8		3 B 8 24		1 O 10 10		6 A 9 54		25 192		7.68		
SGPI: SEM-I: 9.56 ; SEM-II: 7.89 ; SEM-III: 8.83 ; SEM-IV: 9.00 ; SEM-V: 8.22 ; SEM-VI: 8.82 ; SEM-VII: 8.00 ; CGPI: 8.50																						
14182910 MEHER JATIN UMESH VAIBHAVI		(ELECTIVE: MEE8026:AUTOMOBILE ENGINEERING)																				
49		18		59		21		52		21		54		20		35						
12		17		16		--		12		20		13		--		76				P RLE		
61		35		75		21		64		41		67		20		111						
4 C 7 28		1 B 8 8		4 A 9 36		1 O 10 10		4 C 7 28		1 O 10 10		3 C 7 21		1 O 10 10		6 B 8 48		25 199		7.96		
(DIPLOMA STUDENT) SGPI: SEM-III: 6.29 ; SEM-IV: 6.57 ; SEM-V: 6.44 ; SEM-VI: 0.00 ; SEM-VII: 6.96 ; CGPI: --																						
14182911 MESTRY JAIDEEP SUDESH SUPRIYA		(ELECTIVE: MEE8026:AUTOMOBILE ENGINEERING)																				
40		17		51		23		42		20		53		22		39						
10		19		15		--		9		21		14		--		88				P		
50		36		66		23		51		41		67		22		127						
4 D 6 24		1 B 8 8		4 C 7 28		1 O 10 10		4 D 6 24		1 O 10 10		3 C 7 21		1 O 10 10		6 O 10 60		25 195		7.80		
(DIPLOMA STUDENT) SGPI: SEM-III: 7.17 ; SEM-IV: 6.68 ; SEM-V: 7.11 ; SEM-VI: 6.61 ; SEM-VII: 8.00 ; CGPI: 7.23																						
14182912 MISHRA ASHUTOSH VIJAY KUMAR ASHADEVI		(ELECTIVE: MEE8026:AUTOMOBILE ENGINEERING)																				
OF		15+		36E		17+		A		11+		A		14+		36+						
8+		16+		8+		--		12E		17E		12E		--		63+				F		
--		31		44		17		--		28		--		14		99						
- - - - -		1 C 7 7		4 P 4 16		1 C 7 7		- - - - -		1 D 6 6		- - - - -		1 D 6 6		6 C 7 42		14 84		--		
SGPI: SEM-I: 5.96 ; SEM-II: 6.48 ; SEM-III: 5.50 ; SEM-IV: 5.61 ; SEM-V: 0.00 ; SEM-VI: 0.00 ; SEM-VII: 0.00 ; CGPI: --																						
/- FEMALE, #- 0.229,@- 0.5042,@- 0.5043,* - 0.5045,ADC- ADMISSION CANCELLED, RR- RESERVED, -- FAILS IN THEORY OR PRACTICAL																						
RPV- PROVISIONAL, RCC- 0.5050, A.ABS- ABSENT, F- FAILS, P- PASSES, NULL- NULL & VOID																						
G:grade GP:gradepoints C:credits CP:credit points CGPI:Cumulative Grade Performance Index																						
腓G:sum of product of credits & grades 腓:sum of credit points SGPI: 腓G/腓																						
MARKS : >=80		>=75 and <80		>=70 and <75		>=60 and <70		>=50 and <60		>=45 and <50		>=40 and <45		<40								
GRADE : O		A		B		C		D		E		P		F								
GRADE POINT : 10		9		8		7		6		5		4		0								



SEAT_NO	NAME	<----- Course-I ----->				<----- Course-II ----->				<----- Course-III ----->				<----- Course-IV ----->				< Course-V >				RESULT	REMARK		
		Th(80/32)	Tw(25/10)	In(20/08)	Tot	Th(80/32)	Tw(25/10)	In(20/08)	Tot	Th(80/32)	Tw(25/10)	In(20/08)	Tot	Th(80/32)	Tw(25/10)	In(20/08)	Tot	Th(80/32)	Tw(50/20)	In(100/40)	Tot				
		C	G	GP	C*G	C	G	GP	C*G	C	G	GP	C*G	C	G	GP	C*G	C	G	GP	C*G	腓	腓G	SGPI	
1. MEC801	DESIGN OF MECH. SYSTEMS					2. MEC802	INDUSTRIAL ENGG & MGMT.				3. MEC803				REFRIG. & AIR CONDITION										
4. ELECTIVE-II SUBJECT						5. MEP802	PROJECT-II																		
14182917	/PARAB VINITA RAJAN RAJASHREE																					(ELECTIVE: MEE8026:AUTOMOBILE ENGINEERING)			
		54	20	62	24	59	22	55	23	40															
		16	22	19	--	15	23	17	--	92														P	
		70	42	81	24	74	45	72	23	132															
		4	B	8	32	1	O	10	10	4	O	10	40	1	O	10	10	4	B	8	32	1	O	10	10
		(DIPLOMA STUDENT)																				SGPI: SEM-III: 6.29 ; SEM-IV: 7.14 ; SEM-V: 6.96 ; SEM-VI: 6.39 ; SEM-VII: 8.78 ; CGPI: 7.45			
14182918	/PARMAR DIXITA VASANT KALPANA																					(ELECTIVE: MEE8026:AUTOMOBILE ENGINEERING)			
		65	22	58	24	50	22	59	23	40															
		19	22	17	--	19	24	19	--	93															P
		84	44	75	24	69	46	78	23	133															
		4	O	10	40	1	O	10	10	4	A	9	36	1	O	10	10	4	C	7	28	1	O	10	10
		(DIPLOMA STUDENT)																				SGPI: SEM-III: 7.33 ; SEM-IV: 8.00 ; SEM-V: 8.19 ; SEM-VI: 8.57 ; SEM-VII: 8.89 ; CGPI: 8.37			
14182919	PATEL JATIN KANTI DIVYA																					(ELECTIVE: MEE8026:AUTOMOBILE ENGINEERING)			
		48	21	45	23	48	19	54	19	35															
		11	19	12	--	11	19	12	--	80															P
		59	40	57	23	59	38	66	19	115															
		4	D	6	24	1	O	10	10	4	D	6	24	1	A	9	9	3	C	7	21	1	A	9	9
		SGPI: SEM-I: 8.44 ; SEM-II: 7.87 ; SEM-III: 8.33 ; SEM-IV: 7.93 ; SEM-V: 7.48 ; SEM-VI: 6.82 ; SEM-VII: 7.63 ; CGPI: 7.74 @0.01																							
14182920	PATIL GAURAV PRAMOD SHASHIKALA																					(ELECTIVE: MEE8026:AUTOMOBILE ENGINEERING)			
		A	13+	35+	18+	A	11+	32+	18+	37+															
		8+	16+	10+	--	8+	11+	9+	--	70+															A
		--	29	45	18	--	22	41	18	107															ABS
		--	--	1	D	6	6	4	E	5	20	1	B	8	8	--	--	1	P	4	4	3	P	4	12
		SGPI: SEM-I: 4.75 ; SEM-II: 4.86 ; SEM-III: 4.72 ; SEM-IV: 4.59 ; SEM-V: 0.00 ; SEM-VI: 0.00 ; SEM-VII: 0.00 ; CGPI: --																							
/- FEMALE, #- 0.229,@- 0.5042,@- 0.5043,* - 0.5045,ADC- ADMISSION CANCELLED, RR- RESERVED, -- FAILS IN THEORY OR PRACTICAL																									
RPV- PROVISIONAL, RCC- 0.5050, A.ABS- ABSENT, F- FAILS, P- PASSES, NULL- NULL & VOID																									
G:grade GP:gradepoints C:credits CP:credit points CGPI:Cumulative Grade Performance Index																									
腓G:sum of product of credits & grades 腓:sum of credit points SGPI: 腓G/腓																									
MARKS	:	>=80	>=75 and <80	>=70 and <75	>=60 and <70	>=50 and <60	>=45 and <50	>=40 and <45	<40																
GRADE	:	O	A	B	C	D	E	P	F																
GRADE POINT	:	10	9	8	7	6	5	4	0																



OFFICE REGISTER FOR THE B.E. (MECHANICAL) (SEM VIII) (CBSGS) EXAMINATION HELD IN MAY 2019

COLLEGE/CENTRE NAME:466:VCET

RESULT DATE :- JULY 12, 2019

SEAT_NO	NAME										RESULT	REMARK			
<-----	Course-I ----->		<----- Course-II ----->		<----- Course-III ----->		<----- Course-IV ----->		< Course-V >						
Th(80/32)	Tw(25/10)		Th(80/32)	Tw(25/10)		Th(80/32)	Tw(25/10)		Th(80/32)	Tw(25/10)		Tw(50/20)			
In(20/08)	Or(25/10)		In(20/08)	---		In(20/08)	Or(25/10)		In(20/08)	---		Or(100/40)			
Tot	Tot		Tot	Tot		Tot	Tot		Tot	Tot		Tot			
C G GP C*G	C G GP C*G		C G GP C*G	C G GP C*G		C G GP C*G	C G GP C*G		C G GP C*G	C G GP C*G		C G GP C*G	腓 腓G SGPI		
1. MEC801	DESIGN OF MECH. SYSTEMS					2. MEC802	INDUSTRIAL ENGG & MGMT.					3. MEC803	REFRIG. & AIR CONDITION		
4. ELECTIVE-II SUBJECT						5. MEP802	PROJECT-II								
14182921	PATIL MANGESH SUNIL MANISHA										(ELECTIVE: MEE8026:AUTOMOBILE ENGINEERING)				
51	18		43	24		59	21		59	21		39			
16	20		20	--		15	23		18	--		86	P		
67	38		63	24		74	44		77	21		125			
4 C 7 28	1 A 9 9		4 C 7 28	1 O 10 10		4 B 8 32	1 O 10 10		3 A 9 27	1 O 10 10		6 O 10 60	25 214 8.56		
(DIPLOMA STUDENT)													SGPI: SEM-III: 7.04 ; SEM-IV: 7.54 ; SEM-V: 7.56 ; SEM-VI: 7.04 ; SEM-VII: 9.00 ; CGPI: 7.79		
14182922	PATIL RADHESHYAM PRAVIN MEENA										(ELECTIVE: MEE8026:AUTOMOBILE ENGINEERING)				
48	18		52	19		46	21		52	21		41			
11	18		15	--		11	20		17	--		89	P		
59	36		67	19		57	41		69	21		130			
4 D 6 24	1 B 8 8		4 C 7 28	1 A 9 9		4 D 6 24	1 O 10 10		3 C 7 21	1 O 10 10		6 O 10 60	25 194 7.76		
(DIPLOMA STUDENT)													SGPI: SEM-III: 6.12 ; SEM-IV: 5.25 ; SEM-V: 6.11 ; SEM-VI: 5.82 ; SEM-VII: 6.96 ; CGPI: 6.34		
14182923	/PATIL VIDISHA SUHAS APARANA										(ELECTIVE: MEE8026:AUTOMOBILE ENGINEERING)				
65	20		53	22		63	23		61	22		40			
16	22		15	--		14	21		18	--		95	P		
81	42		68	22		77	44		79	22		135			
4 O 10 40	1 O 10 10		4 C 7 28	1 O 10 10		4 A 9 36	1 O 10 10		3 A 9 27	1 O 10 10		6 O 10 60	25 231 9.24		
(DIPLOMA STUDENT)													SGPI: SEM-III: 7.00 ; SEM-IV: 6.82 ; SEM-V: 8.04 ; SEM-VI: 7.25 ; SEM-VII: 9.30 ; CGPI: 7.94		
14182924	/PAWAR MANJUSHA ANIL MADHURI										(ELECTIVE: MEE8026:AUTOMOBILE ENGINEERING)				
51	20		48	21		60	19		54	20		37			
9	19		11	--		8	20		14	--		80	P		
60	39		59	21		68	39		68	20		117			
4 C 7 28	1 A 9 9		4 D 6 24	1 O 10 10		4 C 7 28	1 A 9 9		3 C 7 21	1 O 10 10		6 A 9 54	25 193 7.72		
SGPI: SEM-I: 8.48 ; SEM-II: 8.44 ; SEM-III: 7.38 ; SEM-IV: 8.54 ; SEM-V: 7.63 ; SEM-VI: 7.57 ; SEM-VII: 8.15 ; CGPI: 7.99															
/- FEMALE, #- 0.229,@- 0.5042,@- 0.5043,* - 0.5045,ADC- ADMISSION CANCELLED, RR- RESERVED, -- FAILS IN THEORY OR PRACTICAL															
RPV- PROVISIONAL, RCC- 0.5050, A.ABS- ABSENT, F- FAILS, P- PASSES, NULL- NULL & VOID															
G:grade GP:grade points C:credits CP:credit points CGPI:Cumulative Grade Performance Index															
腓G:sum of product of credits & grades 腓:sum of credit points SGPI: 腓G/腓															
MARKS	: >=80		>=75 and <80		>=70 and <75		>=60 and <70		>=50 and <60		>=45 and <50		>=40 and < 45		<40
GRADE	: O		A		B		C		D		E		P		F
GRADE POINT	: 10		9		8		7		6		5		4		0

OFFICE REGISTER FOR THE B.E. (MECHANICAL) (SEM VIII) (CBSGS) EXAMINATION HELD IN MAY 2019

COLLEGE/CENTRE NAME:466:VCET

RESULT DATE :- JULY 12, 2019

SEAT_NO	NAME											RESULT	REMARK					
<----- Course-I ----->		<----- Course-II ----->				<----- Course-III ----->				<----- Course-IV ----->				< Course-V >				
Th(80/32)	Tw(25/10)	Th(80/32)	Tw(25/10)	Th(80/32)	Tw(25/10)	Th(80/32)	Tw(25/10)	Th(80/32)	Tw(25/10)	Th(80/32)	Tw(25/10)	Th(80/32)	Tw(50/20)					
In(20/08)	Or(25/10)	In(20/08)	---	In(20/08)	Or(25/10)	In(20/08)	---	In(20/08)	---	In(20/08)	---	In(20/08)	---	Or(100/40)				
Tot	Tot	Tot	Tot	Tot	Tot	Tot	Tot	Tot	Tot	Tot	Tot	Tot	Tot					
C G GP C*G	C G GP C*G	C G GP C*G	C G GP C*G	C G GP C*G	C G GP C*G	C G GP C*G	C G GP C*G	C G GP C*G	C G GP C*G	C G GP C*G	C G GP C*G	C G GP C*G	C G GP C*G	腩 腩G	SGPI			
1. MEC801	DESIGN OF MECH. SYSTEMS	2. MEC802	INDUSTRIAL ENGG & MGMT.	3. MEC803	REFRIG. & AIR CONDITION													
4. ELECTIVE-II SUBJECT		5. MEP802	PROJECT-II															
14182925	RANA UTSAV	LENIN SWATI	(ELECTIVE: MEE8026:AUTOMOBILE ENGINEERING)															
35	16	35	18	33	21	48	19	40										
8	19	8	--	8	22	9	--	85								P		
43	35	43	18	41	43	57	19	125										
4 P 4 16	1 B 8 8	4 P 4 16	1 B 8 8	4 P 4 16	1 O 10 10	3 D 6 18	1 A 9 9	6 O 10 60								25	161	6.44
(DIPLOMA STUDENT)		SGPI: SEM-III: 6.12 ; SEM-IV: 5.21 ; SEM-V: 5.07 ; SEM-VI: 4.64 ; SEM-VII: 5.67 ; CGPI: 5.53																
14182926	RATHOD PARTH	GIRISHBHAI NUTANBEN	(ELECTIVE: MEE8026:AUTOMOBILE ENGINEERING)															
46	18	44	22	51	18	54	21	37										
12	18	13	--	11	16	17	--	83								P		
58	36	57	22	62	34	71	21	120										
4 D 6 24	1 B 8 8	4 D 6 24	1 O 10 10	4 C 7 28	1 C 7 7	3 B 8 24	1 O 10 10	6 O 10 60								25	195	7.80
(DIPLOMA STUDENT)		SGPI: SEM-III: 7.58 ; SEM-IV: 7.21 ; SEM-V: 7.22 ; SEM-VI: 6.57 ; SEM-VII: 7.52 ; CGPI: 7.32																
14182927	RATHOD AKSHAY	SHRAVAN ANITA	(ELECTIVE: MEE8026:AUTOMOBILE ENGINEERING)															
51	17	62	19	54	21	55	20	35										
12	19	13	--	10	20	15	--	85								P		
63	36	75	19	64	41	70	20	120										
4 C 7 28	1 B 8 8	4 A 9 36	1 A 9 9	4 C 7 28	1 O 10 10	3 B 8 24	1 O 10 10	6 O 10 60								25	213	8.52
(DIPLOMA STUDENT)		SGPI: SEM-III: 6.67 ; SEM-IV: 5.57 ; SEM-V: 6.22 ; SEM-VI: 6.14 ; SEM-VII: 7.59 ; CGPI: 6.79																
14182928	ROKADE NITESH	SURESH SANGITA	(ELECTIVE: MEE8026:AUTOMOBILE ENGINEERING)															
65	17	50	19	47	19	59	19	40										
9	18	11	--	10	19	11	--	92								P		
74	35	61	19	57	38	70	19	132										
4 B 8 32	1 B 8 8	4 C 7 28	1 A 9 9	4 D 6 24	1 A 9 9	3 B 8 24	1 A 9 9	6 O 10 60								25	203	8.12
		SGPI: SEM-I: 8.26 ; SEM-II: 6.74 ; SEM-III: 6.58 ; SEM-IV: 5.89 ; SEM-V: 6.04 ; SEM-VI: 6.54 ; SEM-VII: 7.89 ; CGPI: 7.01																
/- FEMALE, #- 0.229,@- 0.5042,@- 0.5043,* - 0.5045,ADC- ADMISSION CANCELLED, RR- RESERVED, -- FAILS IN THEORY OR PRACTICAL																		
RPV- PROVISIONAL, RCC- 0.5050, A.ABS- ABSENT, F- FAILS, P- PASSES, NULL- NULL & VOID																		
G:grade GP:grade points C:credits CP:credit points CGPI:Cumulative Grade Performance Index																		
腩G:sum of product of credits & grades 腩:sum of credit points SGPI: 腩G/腩																		
MARKS	: >=80	>=75 and <80	>=70 and <75	>=60 and <70	>=50 and <60	>=45 and <50	>=40 and <45	<40										
GRADE	: O	A	B	C	D	E	P	F										
GRADE POINT	: 10	9	8	7	6	5	4	0										

OFFICE REGISTER FOR THE B.E. (MECHANICAL) (SEM VIII) (CBSGS) EXAMINATION HELD IN MAY 2019

COLLEGE/CENTRE NAME:466:VCET

RESULT DATE :- JULY 12, 2019

SEAT_NO	NAME											RESULT	REMARK				
<----- Course-I ----->		<----- Course-II ----->				<----- Course-III ----->				<----- Course-IV ----->				< Course-V >			
Th(80/32)	Tw(25/10)	Th(80/32)	Tw(25/10)	Th(80/32)	Tw(25/10)	Th(80/32)	Tw(25/10)	Th(80/32)	Tw(25/10)	Th(80/32)	Tw(25/10)	Th(80/32)	Tw(25/10)	Tw(50/20)			
In(20/08)	Or(25/10)	In(20/08)	---	In(20/08)	Or(25/10)	In(20/08)	---	In(20/08)	---	In(20/08)	---	In(20/08)	---	Or(100/40)			
Tot	Tot	Tot	Tot	Tot	Tot	Tot	Tot	Tot	Tot	Tot	Tot	Tot	Tot	Tot			
C G GP C*G	C G GP C*G	C G GP C*G	C G GP C*G	C G GP C*G	C G GP C*G	C G GP C*G	C G GP C*G	C G GP C*G	C G GP C*G	C G GP C*G	C G GP C*G	C G GP C*G	C G GP C*G	C G GP C*G	腓	腓G SGPI	
1. MEC801	DESIGN OF MECH. SYSTEMS	2. MEC802	INDUSTRIAL ENGG & MGMT.	3. MEC803	REFRIG. & AIR CONDITION												
4. ELECTIVE-II SUBJECT		5. MEP802	PROJECT-II														
14182929	SANKHE SIDDHI AMRUT APEKSHA	(ELECTIVE: MEE8026:AUTOMOBILE ENGINEERING)															
43	18	36	19	38	21	43	19	38									
8	18	11	--	9	20	15	--	84								P	
51	36	47	19	47	41	58	19	122									
4 D 6 24	1 B 8 8	4 E 5 20	1 A 9 9	4 E 5 20	1 O 10 10	3 D 6 18	1 A 9 9	6 O 10 60	25	178	7.12						
(DIPLOMA STUDENT)		SGPI: SEM-III: 6.12 ; SEM-IV: 6.18 ; SEM-V: 6.30 ; SEM-VI: 5.18 ; SEM-VII: 6.81 ; CGPI: 6.29															
14182930	SAVE SUYASH RAVINDRA PRAMILA	(ELECTIVE: MEE8026:AUTOMOBILE ENGINEERING)															
56	18	38	24	38	21	56	21	38									
10	20	20	--	10	21	16	--	88								P	
66	38	58	24	48	42	72	21	126									
4 C 7 28	1 A 9 9	4 D 6 24	1 O 10 10	4 E 5 20	1 O 10 10	3 B 8 24	1 O 10 10	6 O 10 60	25	195	7.80						
(DIPLOMA STUDENT)		SGPI: SEM-III: 7.08 ; SEM-IV: 6.14 ; SEM-V: 7.00 ; SEM-VI: 6.32 ; SEM-VII: 7.37 ; CGPI: 6.95															
14182931	SHILWAR BHUSHAN ASHOK SARLA	(ELECTIVE: MEE8026:AUTOMOBILE ENGINEERING)															
38	16	41	20	52	20	58	18	31									
8	19	14	--	8	20	10	--	75								P	
46	35	55	20	60	40	68	18	106									
4 E 5 20	1 B 8 8	4 D 6 24	1 O 10 10	4 C 7 28	1 O 10 10	3 C 7 21	1 B 8 8	6 B 8 48	25	177	7.08						
(DIPLOMA STUDENT)		SGPI: SEM-III: 4.91 ; SEM-IV: 4.34 ; SEM-V: 5.33 ; SEM-VI: 5.07 ; SEM-VII: 7.19 ; CGPI: 5.65															
14182932	SINGH ROHAN RANJIT NUTAN	(ELECTIVE: MEE8026:AUTOMOBILE ENGINEERING)															
68	18	45	19	65	20	61	21	39									
11	20	13	--	9	21	17	--	85								P	
79	38	58	19	74	41	78	21	124									
4 A 9 36	1 A 9 9	4 D 6 24	1 A 9 9	4 B 8 32	1 O 10 10	3 A 9 27	1 O 10 10	6 O 10 60	25	217	8.68						
(DIPLOMA STUDENT)		SGPI: SEM-III: 6.38 ; SEM-IV: 7.07 ; SEM-V: 6.70 ; SEM-VI: 5.86 ; SEM-VII: 8.00 ; CGPI: 7.12															
/- FEMALE, #- 0.229,@- 0.5042,@- 0.5043,* - 0.5045,ADC- ADMISSION CANCELLED, RR- RESERVED, -- FAILS IN THEORY OR PRACTICAL																	
RPV- PROVISIONAL, RCC- 0.5050, A.ABS- ABSENT, F- FAILS, P- PASSES, NULL- NULL & VOID																	
G:grade GP:grade points C:credits CP:credit points CGPI:Cumulative Grade Performance Index																	
腓G:sum of product of credits & grades 腓:sum of credit points SGPI: 腓G/腓																	
MARKS	: >=80	>=75 and <80	>=70 and <75	>=60 and <70	>=50 and <60	>=45 and <50	>=40 and <45	<40									
GRADE	: O	A	B	C	D	E	P	F									
GRADE POINT	: 10	9	8	7	6	5	4	0									

SEAT_NO	NAME	<----- Course-I ----->				<----- Course-II ----->				<----- Course-III ----->				<----- Course-IV ----->				< Course-V >				RESULT	REMARK
		Th(80/32)	Tw(25/10)	In(20/08)	Or(25/10)	Th(80/32)	Tw(25/10)	In(20/08)	---	Th(80/32)	Tw(25/10)	In(20/08)	Or(25/10)	Th(80/32)	Tw(25/10)	In(20/08)	---	Th(80/32)	Tw(50/20)				
		Tot	Tot	Tot	Tot	Tot	Tot	Tot	Tot	Tot	Tot	Tot	Tot	Tot	Tot	Tot	Tot	Tot	Tot				
		C G GP C*G	C G GP C*G	C G GP C*G	C G GP C*G	C G GP C*G	C G GP C*G	C G GP C*G	C G GP C*G	C G GP C*G	C G GP C*G	C G GP C*G	C G GP C*G	C G GP C*G	C G GP C*G	C G GP C*G	C G GP C*G	C G GP C*G	C G GP C*G	腓	腓G	SGPI	
1. MEC801	DESIGN OF MECH. SYSTEMS					2. MEC802	INDUSTRIAL ENGG & MGMT.				3. MEC803				REFRIG. & AIR CONDITION								
4. ELECTIVE-II SUBJECT						5. MEP802	PROJECT-II																
14182933	SUTAR ABHILASH VINAY SHANTI	(ELECTIVE: MEE8026:AUTOMOBILE ENGINEERING)																					
		46	19	33	20	38	21	52	20	35													
		9	18	14	--	8	18	14	--	76										P	RLE		
		55	37	47	20	46	39	66	20	111													
		4 D 6 24	1 B 8 8	4 E 5 20	1 O 10 10	4 E 5 20	1 A 9 9	3 C 7 21	1 O 10 10	6 B 8 48										25	170	6.80	
	(DIPLOMA STUDENT)	SGPI: SEM-III: 5.46 ; SEM-IV: 5.14 ; SEM-V: 5.93 ; SEM-VI: 0.00 ; SEM-VII: 6.63 ; CGPI: --																					
14182934	TIKHE VIKAS RAJU MAHANANDA	(ELECTIVE: MEE8026:AUTOMOBILE ENGINEERING)																					
		65	22	47	21	68	24	60	23	36													
		17	20	16	--	15	23	16	--	82										P			
		82	42	63	21	83	47	76	23	118													
		4 O 10 40	1 O 10 10	4 C 7 28	1 O 10 10	4 O 10 40	1 O 10 10	3 A 9 27	1 O 10 10	6 A 9 54										25	229	9.16	
	(DIPLOMA STUDENT)	SGPI: SEM-III: 7.33 ; SEM-IV: 7.00 ; SEM-V: 7.52 ; SEM-VI: 7.29 ; SEM-VII: 8.33 ; CGPI: 7.77																					
14182935	VENKATESH MURUGAN ARUMAIKANI	(ELECTIVE: MEE8026:AUTOMOBILE ENGINEERING)																					
		49	18	60	18	52	14	55	18	39													
		8	20	11	--	8	17	15	--	93										P			
		57	38	71	18	60	31	70	18	132													
		4 D 6 24	1 A 9 9	4 B 8 32	1 B 8 8	4 C 7 28	1 C 7 7	3 B 8 24	1 B 8 8	6 O 10 60										25	200	8.00	
		SGPI: SEM-I: 6.07 ; SEM-II: 6.06 ; SEM-III: 5.79 ; SEM-IV: 6.39 ; SEM-V: 7.30 ; SEM-VI: 6.43 ; SEM-VII: 7.78 ; CGPI: 6.73 @0.02																					
14182936	WADWALKAR PRASAD GANESH SUSHMA	(ELECTIVE: MEE8026:AUTOMOBILE ENGINEERING)																					
		57	18	49	22	66	21	61	20	31													
		13	18	17	--	14	20	16	--	79										P			
		70	36	66	22	80	41	77	20	110													
		4 B 8 32	1 B 8 8	4 C 7 28	1 O 10 10	4 O 10 40	1 O 10 10	3 A 9 27	1 O 10 10	6 B 8 48										25	213	8.52	
	(DIPLOMA STUDENT)	SGPI: SEM-III: 7.04 ; SEM-IV: 7.18 ; SEM-V: 7.15 ; SEM-VI: 7.07 ; SEM-VII: 8.26 ; CGPI: 7.54																					
/- FEMALE, #- 0.229,@- 0.5042,@- 0.5043,* - 0.5045,ADC- ADMISSION CANCELLED, RR- RESERVED, -- FAILS IN THEORY OR PRACTICAL																							
RPV- PROVISIONAL, RCC- 0.5050, A.ABS- ABSENT, F- FAILS, P- PASSES, NULL- NULL & VOID																							
G:grade GP:gradepoints C:credits CP:credit points CGPI:Cumulative Grade Performance Index																							
腓G:sum of product of credits & grades 腓:sum of credit points SGPI: 腓G/腓																							
MARKS	:	>=80	>=75 and <80	>=70 and <75	>=60 and <70	>=50 and <60	>=45 and <50	>=40 and <45	<40														
GRADE	:	O	A	B	C	D	E	P	F														
GRADE POINT	:	10	9	8	7	6	5	4	0														

SEAT NO	NAME	Course-I		Course-II		Course-III		Course-IV		Course-V	RESULT	REMARK
		Th(80/32)	Tw(25/10)	Th(80/32)	Tw(25/10)	Th(80/32)	Tw(25/10)	Th(80/32)	Tw(25/10)	Tw(50/20)		
		In(20/08)	Or(25/10)	In(20/08)	---	In(20/08)	Or(25/10)	In(20/08)	---	Or(100/40)		
		Tot	Tot	Tot	Tot	Tot	Tot	Tot	Tot	Tot		
		C G GP C*G	C G GP C*G	C G GF C*G	C G GP C*G	C G GP C*G	C G GP C*G	C G GP C*G	C G GP C*G	C G GP C*G		勝 勝G SGPI

1. MEC801 DESIGN OF MECH. SYSTEMS 2. MEC802 INDUSTRIAL ENGG & MGMT. 3. MEC803 REFRIG. & AIR CONDITION  
 4. ELECTIVE-II SUBJECT 5. MEP802 PROJECT-II

14182937 WADNALKAR PRASHANT GANESH SUSHMA (ELECTIVE: MEE8026: AUTOMOBILE ENGINEERING)

55	18	49	22	49	20	58	20	31	
10	17	14	--	11	17	16	--	79	P
65	35	63	22	60	37	74	20	110	
4 C 7 28	1 B 5 5	4 C 7 28	1 O 10 10	4 C 7 28	1 B E 8	3 B 8 24	1 O 10 10	6 B 8 48	25 192 7.68

(DIPLOMA STUDENT)

SGPI: SEM-III: 6.96 ; SEM-IV: 6.82 ; SEM-V: 6.59 ; SEM-VI: 6.71 ; SEM-VII: 7.67 ; CGPI: 7.07

/- FEMALE, #- 0.225, @- 0.5042, @- 0.5043, \* - 0.5045, ADC- ADMISSION CANCELLED, RR- RESERVED, -- FAILS IN THEORY OR PRACTICAL  
 REV- PROVISIONAL, POC- 0.5050, A, ABS- ABSENT, F- FAILS, P- PASSES, NULL- NULL & VOID  
 G: grade GP: grade points C: credits CP: credit points CGPI: Cumulative Grade Performance Index

SG: sum of product of credits & grades 勝: sum of credit points SGPI: 勝/勝  
 MARKS : >=80 >=75 and <80 >=70 and <75 >=60 and <70 >=50 and <60 >=45 and <50 >=40 and <45 <40  
 GRADE : O A B C D E P F  
 GRADE POINT : 10 9 8 7 6 5 4 0



*Asop*  
 HEAD

Dept. of Mechanical Engg.,  
 Vidyaardhini's College of  
 Engineering & Technology  
 Vesal Road 401202



Date:- 08/07/2019

**VIDYAVARDHINI'S COLLEGE OF ENGG. & TECH. VASAI ROAD**Result of B.E.(Electronics & Telecommunication Engg.)  
Semester VIII( CBSGS) May-2019.

	VCET	Unlversity
Number of Candidates Registered	78	
Admitted	78	
Absent	Nil	
Appeared	78	
Passed	74	
RLE	02	
Fail	02	
PPR	Nil	
Pass Percentage	97.44%	90.24%

**Meritorious students (May – 2019 )**

Sr. No.	Seat No.	Name	CGPI	VCET pass%	VCET Rank
01	10183097	Negi Pratik Manbar Bharti	9.28	80.67	1 <sup>st</sup>
02	10183103	/Patelia Vrutika Nilesh Shobha	9.13	79.56	2 <sup>nd</sup>
03	10183099	/Pal Priyanka Lalji Pramodkumari	8.76	76.82	3 <sup>rd</sup>
04	10183068	Dhuri Parth Nitin Aashika	8.72	76.53	4 <sup>th</sup>
05	10183073	/Gunera Kalaksha Niranjan Shashikala	8.67	76.16	5 <sup>th</sup>

University Result Declared on : 06/07/2019

EXAM SECTION

SEAT_NO	NAME											RESULT	REMARK																									
<----- Course-I ----->		<----- Course-II ----->				<----- Course-III ----->				<----- Course-IV ----->		< Course-V >																										
Th(80/32) Tw(25/10)		Th(80/32) Tw(25/10)		Th(80/32) Tw(25/10)		Th(80/32) Tw(25/10)		Th(80/32) Tw(25/10)		Tw(50/20)																												
In(20/08) Or(25/10)		In(20/08) Or(25/10)		In(20/08) Or(25/10)		In(20/08) Or(25/10)		In(20/08) Or(25/10)		Or(50/20)																												
Tot		Tot		Tot		Tot		Tot		Tot																												
C	G	GP	C*G	C	G	GP	C*G	C	G	GP	C*G	C	G	GP	C*G	C	G	GP	C*G	非	非	G	SGPI															
1.	ETC801	WIRELESS NETWORKS				2.	ETC802	SATELLITE COMM.& NETWOR				3.	ETC803	INTERNET & VOICE COMM.																								
4.	ELECTIVE-II SUBJECT				5.	ETP801 PROJECT (STAGE II)																																
10183056	AGRAWAL SAGAR RAVI GEETA	(ELECTIVE: ETE802:TELECOM NETWORK MANAGEMENT)																																				
65	15	46	18	40	18	46	18	45																														
9	17	15	21	12	20	12	19	46														P																
74	32	61	39	52	38	58	37	91																														
4	B	8	32	1	C	7	7	4	C	7	28	1	A	9	9	4	D	6	24	1	A	9	9	4	D	6	24	1	B	8	8	6	O	10	60	26	201	7.73
SGPI: SEM-I: 6.85 ; SEM-II: 8.00 ; SEM-III: 8.46 ; SEM-IV: 8.46 ; SEM-V: 7.74 ; SEM-VI: 7.36 ; SEM-VII: 6.81 ; CGPI: 7.68 @0.07																																						
10183057	AKRE SANCHIT DASHARATH MADHURI	(ELECTIVE: ETE802:TELECOM NETWORK MANAGEMENT)																																				
61	18	63	18	57	16	50	17	44																														
13	21	16	21	12	21	16	17	45															P															
74	39	79	39	69	37	66	34	89																														
4	B	8	32	1	A	9	9	4	A	9	36	1	A	9	9	4	C	7	28	1	B	8	8	4	C	7	28	1	C	7	7	6	O	10	60	26	217	8.35
SGPI: SEM-I: 6.93 ; SEM-II: 7.85 ; SEM-III: 8.27 ; SEM-IV: 9.68 ; SEM-V: 9.70 ; SEM-VI: 9.57 ; SEM-VII: 8.59 ; CGPI: 8.62																																						
10183058	AMEY PRABHAKARAN SMITHA	(ELECTIVE: ETE802:TELECOM NETWORK MANAGEMENT)																																				
47	12	58	13	60	12	52	12	38																														
11	20	11	17	8	15	8	18	40															P															
58	32	69	30	68	27	60	30	78																														
4	D	6	24	1	C	7	7	4	C	7	28	1	D	6	6	4	C	7	28	1	C	7	7	6	A	9	54	26	189	7.27								
SGPI: SEM-I: 5.22 ; SEM-II: 6.59 ; SEM-III: 6.46 ; SEM-IV: 6.46 ; SEM-V: 7.37 ; SEM-VI: 6.79 ; SEM-VII: 6.93 ; CGPI: 6.64																																						
10183059	/AYUB REMIA BABU RAZIYA	(ELECTIVE: ETE802:TELECOM NETWORK MANAGEMENT)																																				
52	18	52	19	57	17	50	17	45																														
11	23	13	20	12	20	13	19	46															P															
63	41	65	39	69	37	63	36	91																														
4	C	7	28	1	O	10	10	4	C	7	28	1	A	9	9	4	C	7	28	1	B	8	8	4	C	7	28	1	B	8	8	6	O	10	60	26	207	7.96
SGPI: SEM-I: 6.39 ; SEM-II: 6.11 ; SEM-III: 6.23 ; SEM-IV: 6.64 ; SEM-V: 8.19 ; SEM-VI: 7.18 ; SEM-VII: 7.93 ; CGPI: 7.08																																						
/- FEMALE, #- 0.229,@- 0.5042,@- 0.5043,* - 0.5045,ADC- ADMISSION CANCELLED, RR- RESERVED, -- FAILS IN THEORY OR PRACTICAL RLE- RESERVE FOR LOWER EXAMINATION, RVF- PROVISIONAL, RCC- 0.5050, A.ABS- ABSENT, F- FAILS, P- PASSES, NULL- NULL & VOID G:grade GP:gradepoints C:credits CP:credit points CGPI:Cumulative Grade Performance Index 非G:sum of product of credits & grades 非非:sum of credit points SGPI: 非非G/非非																																						
MARKS	:	>=80	>=75 and <80	>=70 and <75	>=60 and <70	>=50 and <60	>=45 and <50	>=40 and < 45	<40																													
GRADE	:	O	A	B	C	D	E	P	F																													
GRADE POINT	:	10	9	8	7	6	5	4	0																													

SEAT_NO	NAME	Course-I		Course-II		Course-III		Course-IV		Course-V	RESULT	REMARK
		Th(80/32)	Tw(25/10)	Th(80/32)	Tw(25/10)	Th(80/32)	Tw(25/10)	Th(80/32)	Tw(25/10)	Tw(50/20)		
		In(20/08)	Or(25/10)	In(20/08)	Or(25/10)	In(20/08)	Or(25/10)	In(20/08)	Or(25/10)	Or(50/20)		
		Tot	Tot	Tot	Tot	Tot	Tot	Tot	Tot	Tot		
		C G GP C*G	C G GP C*G	C G GP C*G	C G GP C*G	C G GP C*G	C G GP C*G	C G GP C*G	C G GP C*G	C G GP C*G	排	排 G SGPI
1. ETC801	WIRELESS NETWORKS	2. ETC802		SATELLITE COMM. & NETWOR		3. ETC803		INTERNET & VOICE COMM.				
4. ELECTIVE-II SUBJECT		5. ETP801		PROJECT (STAGE II)								
10183060	BAGWAN RIZWAN JABBAR ABEDA	(ELECTIVE: ETE802:TELECOM NETWORK MANAGEMENT)										
		59	17	65	17	64	16	46	16	43		
		8	21	10	18	11	20	11	18	45	P	
		67	38	75	35	75	36	57	34	88		
		4 C 7 28	1 A 9 9	4 A 9 36	1 B 8 8	4 A 9 36	1 B 8 8	4 D 6 24	1 C 7 7	6 O 10 60	26	216 8.31
		(DIPLOMA STUDENT) SGPI: SEM-III: 7.54 ; SEM-IV: 6.96 ; SEM-V: 8.11 ; SEM-VI: 7.96 ; SEM-VII: 7.78 ; CGPI: 7.78										
10183061	BANSODE MAHESH BALASAHEB RATNAMALA	(ELECTIVE: ETE802:TELECOM NETWORK MANAGEMENT)										
		35	10	37	10	32	10	32	10	45		
		8	10	8	12	8	12	8	17	44	P	RLE
		43	20	45	22	40	22	40	27	89		
		4 P 4 16	1 P 4 4	4 E 5 20	1 P 4 4	4 P 4 16	1 P 4 4	4 P 4 16	1 D 6 6	6 O 10 60	26	146 5.62
		SGPI: SEM-I: 5.19 ; SEM-II: 5.44 ; SEM-III: 4.96 ; SEM-IV: 5.18 ; SEM-V: 0.00 ; SEM-VI: 0.00 ; SEM-VII: 5.63 ; CGPI: --										
10183062	BORSE LALIT DILIP JYOTI	(ELECTIVE: ETE802:TELECOM NETWORK MANAGEMENT)										
		33E	10E	44E	10E	40E	10E	37E	10E	22E		
		3F	10E	5F	10E	2F	10E	5F	13E	22E	F	
		--	20	--	20	--	20	--	23	44		
		- - - - -	1 P 4 4	- - - - -	1 P 4 4	- - - - -	1 P 4 4	- - - - -	1 E 5 5	6 P 4 24	10	41 --
		SGPI: SEM-I: 5.56 ; SEM-II: 5.04 ; SEM-III: 4.77 ; SEM-IV: 4.57 ; SEM-V: 0.00 ; SEM-VI: 0.00 ; SEM-VII: 0.00 ; CGPI: --										
10183063	BURUTE SONAL SATISH MANGAL	(ELECTIVE: ETE802:TELECOM NETWORK MANAGEMENT)										
		42	13	58	13	54	12	50	12	44		
		8	16	11	17	11	17	11	18	45	P	
		50	29	69	30	65	29	61	30	89		
		4 D 6 24	1 D 6 6	4 C 7 28	1 C 7 7	4 C 7 28	1 D 6 6	4 C 7 28	1 C 7 7	6 O 10 60	26	194 7.46
		(DIPLOMA STUDENT) SGPI: SEM-III: 5.85 ; SEM-IV: 6.18 ; SEM-V: 7.33 ; SEM-VI: 6.54 ; SEM-VII: 7.56 ; CGPI: 6.82										
/- FEMALE, #- 0.229,@- 0.5042,@- 0.5043,* - 0.5045,ADC- ADMISSION CANCELLED, RR- RESERVED, -- FAILS IN THEORY OR PRACTICAL RLE- RESERVE FOR LOWER EXAMINATION, RPV- PROVISIONAL, RCC- 0.5050, A.ABS- ABSENT, F- FAILS, P- PASSES, NULL- NULL & VOID G:grade GP:grade points C:credits CP:credit points CGPI:Cumulative Grade Performance Index 排G:sum of product of credits & grades 排:sum of credit points SGPI: 排G/排												
MARKS	:	>=80	>=75 and <80	>=70 and <75	>=60 and <70	>=50 and <60	>=45 and <50	>=40 and <45	<40			
GRADE	:	O	A	B	C	D	E	P	F			
GRADE POINT	:	10	9	8	7	6	5	4	0			



SEAT_NO	NAME											RESULT	REMARK																										
<----- Course-I ----->		<----- Course-II ----->				<----- Course-III ----->				<----- Course-IV ----->		< Course-V >																											
Th(80/32) Tw(25/10)		Th(80/32) Tw(25/10)		Th(80/32) Tw(25/10)		Th(80/32) Tw(25/10)		Th(80/32) Tw(25/10)		Tw(50/20)																													
In(20/08) Or(25/10)		In(20/08) Or(25/10)		In(20/08) Or(25/10)		In(20/08) Or(25/10)		In(20/08) Or(25/10)		Or(50/20)																													
Tot		Tot		Tot		Tot		Tot		Tot																													
C	G	GP	C*G	C	G	GP	C*G	C	G	GP	C*G	C	G	GP	C*G	C	G	GP	C*G	非	非	G	SGPI																
1.	ETC801	WIRELESS NETWORKS				2.	ETC802	SATELLITE COMM.& NETWOR				3.	ETC803	INTERNET & VOICE COMM.																									
4.	ELECTIVE-II	SUBJECT				5.	ETP801	PROJECT (STAGE II)																															
10183064	CHANG HORNGYEH POUTSAI INDIRA	(ELECTIVE: ETE802:TELECOM NETWORK MANAGEMENT)																																					
	70	18	42	18	58	17	32	10	40																														
	10	17	14	15	9	17	12	15	42								P																						
	80	35	56	33	67	34	44	25	82																														
	4	O	10	40	1	B	8	8	4	D	6	24	1	C	7	7	4	C	7	28	1	C	7	7	4	P	4	16	1	D	6	6	6	O	10	60	26	196	7.54
	SGPI: SEM-I: 5.93 ; SEM-II: 5.89 ; SEM-III: 5.92 ; SEM-IV: 6.86 ; SEM-V: 8.15 ; SEM-VI: 7.36 ; SEM-VII: 6.26 ; CGPI: 6.74 @0.01																																						
10183065	CHAVAN VIJAY VISHWANATH SUVARNA	(ELECTIVE: ETE802:TELECOM NETWORK MANAGEMENT)																																					
	56	12	43	12	46	12	55	12	43																														
	8	18	15	19	11	18	9	18	45								P																						
	64	30	58	31	57	30	64	30	88																														
	4	C	7	28	1	C	7	7	4	D	6	24	1	C	7	7	4	C	7	28	1	C	7	7	6	O	10	60	26	192	7.38								
	SGPI: SEM-I: 6.30 ; SEM-II: 6.17 ; SEM-III: 5.38 ; SEM-IV: 6.32 ; SEM-V: 6.11 ; SEM-VI: 6.71 ; SEM-VII: 7.22 ; CGPI: 6.45																																						
10183066	/DEORUKHAKAR KIRTI GOKULADAS PRIYANKA	(ELECTIVE: ETE802:TELECOM NETWORK MANAGEMENT)																																					
	65	15	59	15	58	12	51	11	44																														
	8	17	12	17	11	19	11	18	45								P																						
	73	32	71	32	69	31	62	29	89																														
	4	B	8	32	1	C	7	7	4	B	8	32	1	C	7	7	4	C	7	28	1	C	7	7	4	C	7	28	1	D	6	6	6	O	10	60	26	207	7.96
	(DIPLOMA STUDENT) SGPI: SEM-III: 7.92 ; SEM-IV: 8.79 ; SEM-V: 8.70 ; SEM-VI: 8.32 ; SEM-VII: 7.33 ; CGPI: 8.17																																						
10183067	DHOLE SHUBHAM SURESH SUJITA	(ELECTIVE: ETE802:TELECOM NETWORK MANAGEMENT)																																					
	39	15	41	15	40	15	50	14	30																														
	9	17	12	16	12	15	11	17	38								P																						
	48	32	53	31	52	30	61	31	68																														
	4	E	5	20	1	C	7	7	4	D	6	24	1	C	7	7	4	D	6	24	1	C	7	7	4	C	7	28	1	C	7	7	6	C	7	42	26	166	6.38
	SGPI: SEM-I: 5.70 ; SEM-II: 5.17 ; SEM-III: 5.35 ; SEM-IV: 5.00 ; SEM-V: 6.04 ; SEM-VI: 5.57 ; SEM-VII: 6.70 ; CGPI: 5.74																																						

7-- FEMALE, #-- 0.229, @-- 0.5042, @-- 0.5043, \*-- 0.5045, ADC-- ADMISSION CANCELLED, RR-- RESERVED, --- FAILS IN THEORY OR PRACTICAL  
 RLE- RESERVE FOR LOWER EXAMINATION, RPV- PROVISIONAL, RCC- 0.5050, A.ABS- ABSENT, F- FAILS, P- PASSES, NULL- NULL & VOID  
 G:grade GP:grade points C:credits CP:credit points CGPI:Cumulative Grade Performance Index  
 非G:sum of product of credits & grades 非:sum of credit points SGPI: 非G/非  
 MARKS : >=80 >=75 and <80 >=70 and <75 >=60 and <70 >=50 and <60 >=45 and <50 >=40 and < 45 <40  
 GRADE : O A B C D E P F  
 GRADE POINT : 10 9 8 7 6 5 4 0

SEAT_NO	NAME											RESULT	REMARK																	
<----- Course-I ----->		<----- Course-II ----->				<----- Course-III ----->				<----- Course-IV ----->		< Course-V >																		
Th(80/32) Tw(25/10)		Th(80/32) Tw(25/10)		Th(80/32) Tw(25/10)		Th(80/32) Tw(25/10)		Th(80/32) Tw(25/10)		Tw(50/20)																				
In(20/08) Or(25/10)		In(20/08) Or(25/10)		In(20/08) Or(25/10)		In(20/08) Or(25/10)		In(20/08) Or(25/10)		Or(50/20)																				
Tot		Tot		Tot		Tot		Tot		Tot																				
C	G	GP	C*G	C	G	GP	C*G	C	G	GP	C*G	C	G	GP	C*G	C	G	GP	C*G	排	排	G	SGPI							
1.	ETC801	WIRELESS NETWORKS				2.	ETC802	SATELLITE COMM.& NETWOR				3.	ETC803	INTERNET & VOICE COMM.																
4.	ELECTIVE-II SUBJECT				5.	ETP801 PROJECT (STAGE II)																								
10183068	DHURI PARTH NITIN AASHIKA										(ELECTIVE: ETE802:TELECOM NETWORK MAI AGEMENT)																			
52	13	55	14	64	13	51	17	44																						
13	18	13	17	13	17	11	18	42					P																	
65	31	68	31	77	30	62	35	86																						
4	C	7	28	1	C	7	7	4	C	7	28	1	B	8	8	6	O	10	60	26	209	8.04								
SGPI: SEM-I: 8.00 ; SEM-II: 8.67 ; SEM-III: 9.00 ; SEM-IV: 8.93 ; SEM-V: 9.19 ; SEM-VI: 9.43 ; SEM-VII: 8.48 ; CGPI: 8.72																														
10183069	DOIPHODE YAGNESH DEEPAK SUREKHA										(ELECTIVE: ETE802:TELECOM NETWORK MANAGEMENT)																			
47	14	55	15	55	12	47	13	44																						
9	14	16	21	10	14	10	17	45					P																	
56	28	71	36	65	26	57	30	89																						
4	D	6	24	1	D	6	6	4	D	6	24	1	C	7	7	6	O	10	60	26	195	7.50								
SGPI: SEM-I: 6.22 ; SEM-II: 6.72 ; SEM-III: 7.35 ; SEM-IV: 8.75 ; SEM-V: 9.07 ; SEM-VI: 8.39 ; SEM-VII: 7.56 ; CGPI: 7.70 @0.05																														
10183070	GHOSH ARGHYADEEP SHUBHASHIS SUPRIYA										(ELECTIVE: ETE802:TELECOM NETWORK MANAGEMENT)																			
49	17	52	17	46	17	36	16	40																						
13	19	11	19	11	17	11	17	40					P																	
62	36	63	36	57	34	47	33	80																						
4	C	7	28	1	B	8	8	4	C	7	28	1	B	8	8	4	D	6	24	1	C	7	7	6	O	10	60	26	190	7.31
SGPI: SEM-I: 6.81 ; SEM-II: 6.72 ; SEM-III: 6.15 ; SEM-IV: 7.00 ; SEM-V: 6.89 ; SEM-VI: 6.61 ; SEM-VII: 7.00 ; CGPI: 6.81																														
10183071	GIDWANI PANKAJ PRAKASH JYOTI										(ELECTIVE: ETE802:TELECOM NETWORK MANAGEMENT)																			
47	17	48	18	38	17	45	17	45																						
9	15	13	17	10	19	11	18	46					P																	
56	32	61	35	48	36	56	35	91																						
4	D	6	24	1	C	7	7	4	C	7	28	1	B	8	8	4	E	5	20	1	B	8	8	6	O	10	60	26	187	7.19
SGPI: SEM-I: 6.11 ; SEM-II: 6.00 ; SEM-III: 4.92 ; SEM-IV: 5.75 ; SEM-V: 6.52 ; SEM-VI: 5.96 ; SEM-VII: 6.96 ; CGPI: 6.18																														
/-- FEMALE, #- 0.229,@ 0.5042,@ 0.5043,* 0.5045,ADC--ADMISSION CANCELLED, RR--RESERVED, --- FAILS IN THEORY OR PRACTICAL RLE- RESERVE FOR LOWER EXAMINATION, RPV- PROVISIONAL, RCC- 0.5050, A.ABS- ABSENT, F- FAILS, P- PASSES, NULL- NULL & VOID G:grade GP:gradepoints C:credits CP:credit points CGPI:Cumulative Grade Performance Index 排G:sum of product of credits & grades 排:sum of credit points SGPI: 排G/排 MARKS : >=80 >=75 and <80 >=70 and <75 >=60 and <70 >=50 and <60 >=45 and <50 >=40 and < 45 <40 GRADE : O A B C D E P F GRADE POINT : 10 9 8 7 6 5 4 0																														

SEAT_NO	NAME	Course-I		Course-II		Course-III		Course-IV		Course-V	RESULT	REMARK
		Th(80/32)	Tw(25/10)	Th(80/32)	Tw(25/10)	Th(80/32)	Tw(25/10)	Th(80/32)	Tw(25/10)	Tw(50/20)		
		In(20/08)	Or(25/10)	In(20/08)	Or(25/10)	In(20/08)	Or(25/10)	In(20/08)	Or(25/10)	Or(50/20)		
		Tot	Tot	Tot	Tot	Tot	Tot	Tot	Tot	Tot		
		C G GP C*G	C G GP C*G	C G GP C*G	C G GP C*G	C G GP C*G	C G GP C*G	C G GP C*G	C G GP C*G	C G GP C*G	非	非 G SGPI
1. ETC801	WIRELESS NETWORKS			2. ETC802	SATELLITE COMM. & NETWORK	3. ETC803	INTERNET & VOICE COMM.					
4. ELECTIVE-II SUBJECT				5. ETP801	PROJECT (STAGE II)							
10183072	GOTHAL VIKRAM GANESH VARSHA	(ELECTIVE: ETE802:TELECOM NETWORK MANAGEMENT)										
		51	12	34	13	49	12	56	12	46		
		10	17	14	19	8	19	10	19	47	P	
		61	29	48	32	57	31	66	31	93		
		4 C 7 28	1 D 6 6	4 E 5 20	1 C 7 7	4 D 6 24	1 C 7 7	4 C 7 28	1 C 7 7	6 O 10 60	26	187 7.19
		(DIPLOMA STUDENT) SGPI: SEM-III: 7.27 ; SEM-IV: 7.18 ; SEM-V: 8.00 ; SEM-VI: 7.54 ; SEM-VII: 7.81 ; CGPI: 7.50										
10183073	GUNERA KALAKSHA NIRANJAN SHASHIKALA	(ELECTIVE: ETE802:TELECOM NETWORK MANAGEMENT)										
		60	16	57	17	62	16	52	15	45		
		10	21	16	23	9	19	12	21	46	P	
		70	37	73	40	71	35	64	36	91		
		4 B 8 32	1 B 8 8	4 B 8 32	1 O 10 10	4 B 8 32	1 B 8 8	4 C 7 28	1 B 8 8	6 O 10 60	26	218 8.38
		SGPI: SEM-I: 8.74 ; SEM-II: 8.78 ; SEM-III: 8.92 ; SEM-IV: 8.43 ; SEM-V: 9.30 ; SEM-VI: 8.71 ; SEM-VII: 8.07 ; CGPI: 8.67										
10183074	GUPTA KARISHMA MANOJ TARA	(ELECTIVE: ETE802:TELECOM NETWORK MANAGEMENT)										
		66	18	43	18	42	19	44	17	32		
		11	18	15	20	12	19	9	18	40	P	
		77	36	58	38	54	38	53	35	72		
		4 A 9 36	1 B 8 8	4 D 6 24	1 A 9 9	4 D 6 24	1 A 9 9	4 D 6 24	1 B 8 8	6 B 8 48	26	190 7.31
		(DIPLOMA STUDENT) SGPI: SEM-III: 6.81 ; SEM-IV: 6.43 ; SEM-V: 7.37 ; SEM-VI: 6.36 ; SEM-VII: 6.52 ; CGPI: 6.80										
10183075	GUPTA NIKHIL GAYAPRASAD SANGEETA	(ELECTIVE: ETE802:TELECOM NETWORK MANAGEMENT)										
		36	16	45	18	46	18	46	17	38		
		8	15	9	15	11	17	8	16	38	P	
		44	31	54	33	57	35	54	33	76		
		4 P 4 16	1 C 7 7	4 D 6 24	1 C 7 7	4 D 6 24	1 B 8 8	4 D 6 24	1 C 7 7	6 A 9 54	26	171 6.58
		SGPI: SEM-I: 6.37 ; SEM-II: 6.80 ; SEM-III: 6.92 ; SEM-IV: 6.93 ; SEM-V: 6.96 ; SEM-VI: 6.68 ; SEM-VII: 6.07 ; CGPI: 6.66 @0.09										
/- FEMALE, #- 0.229,@- 0.5042,@- 0.5043,* - 0.5045,ADC- ADMISSION CANCELLED, RR- RESERVED, -- FAILS IN THEORY OR PRACTICAL												
RLE- RESERVE FOR LOWER EXAMINATION, RPV- PROVISIONAL, RCC- 0.5050, A.ABS- ABSENT, F- FAILS, P- PASSES, NULL- NULL & VOID												
G:grade GP:grade points C:credits CP:credit points CGPI:Cumulative Grade Performance Index												
非G:sum of product of credits & grades 非:sum of credit points SGPI: 非G/非												
MARKS	:	>=80	>=75 and <80	>=70 and <75	>=60 and <70	>=50 and <60	>=45 and <50	>=40 and <45	<40			
GRADE	:	O	A	B	C	D	E	P	F			
GRADE POINT	:	10	9	8	7	6	5	4	0			

SEAT_NO	NAME											RESULT	REMARK																									
<----- Course-I ----->		<----- Course-II ----->				<----- Course-III ----->				<----- Course-IV ----->		< Course-V >																										
Th(80/32) Tw(25/10)		Th(80/32) Tw(25/10)		Th(80/32) Tw(25/10)		Th(80/32) Tw(25/10)		Th(80/32) Tw(25/10)		Tw(50/20)																												
In(20/08) Or(25/10)		In(20/08) Or(25/10)		In(20/08) Or(25/10)		In(20/08) Or(25/10)		In(20/08) Or(25/10)		Or(50/20)																												
Tot		Tot		Tot		Tot		Tot		Tot																												
C	G	GP	C*G	C	G	GP	C*G	C	G	GP	C*G	C	G	GP	C*G	C	G	GP	C*G	非	非	G	SGPI															
1.	ETC801	WIRELESS NETWORKS				2.	ETC802	SATELLITE COMM.& NETWOR				3.	ETC803	INTERNET & VOICE COMM.																								
4.	ELECTIVE-II SUBJECT				5.	ETP801 PROJECT (STAGE II)																																
10183076	JADHAV VIRAJ RAVINDRA SUJATA	(ELECTIVE: ETE802:TELECOM NETWORK MANAGEMENT)																																				
49	13	44	13	44	13	34	13	36																														
8	19	10	19	8	14	8	18	35			P																											
57	32	54	32	52	27	42	31	71																														
4	D	6	24	1	C	7	7	4	D	6	24	1	C	7	7	4	D	6	6	4	P	4	16	1	C	7	7	6	B	8	48	26	163	6.27				
SGPI: SEM-I: 6.63 ; SEM-II: 6.63 ; SEM-III: 5.96 ; SEM-IV: 6.86 ; SEM-V: 6.74 ; SEM-VI: 6.89 ; SEM-VII: 6.19 ; CGPI: 6.52																																						
10183077	JADHAV PRATIK VILAS REKHA	(ELECTIVE: ETE802:TELECOM NETWORK MANAGEMENT)																																				
46	22	60	22	52	22	38	22	45																														
13	18	12	20	12	21	10	22	42			P																											
59	40	72	42	64	43	48	44	87																														
4	D	6	24	1	O	10	10	4	B	8	32	1	O	10	10	4	C	7	28	1	O	10	10	4	E	5	20	1	O	10	10	6	O	10	60	26	204	7.85
SGPI: SEM-I: 7.93 ; SEM-II: 7.52 ; SEM-III: 8.27 ; SEM-IV: 8.14 ; SEM-V: 8.22 ; SEM-VI: 8.14 ; SEM-VII: 7.78 ; CGPI: 7.98																																						
10183078	JADHAV VAIBHAVI SUNIL SUPRIYA	(ELECTIVE: ETE802:TELECOM NETWORK MANAGEMENT)																																				
61	13	54	13	58	13	51	13	45																														
10	20	12	18	13	18	13	20	45			P																											
71	33	66	31	71	31	64	33	90																														
4	B	8	32	1	C	7	7	4	C	7	28	1	C	7	7	4	C	7	28	1	C	7	7	6	O	10	60	26	208	8.00								
(DIPLOMA STUDENT) SGPI: SEM-III: 6.77 ; SEM-IV: 7.07 ; SEM-V: 8.85 ; SEM-VI: 7.96 ; SEM-VII: 7.56 ; CGPI: 7.70 @0.05																																						
10183079	KANNOJIYA ROHIT SHAMBHUNATH SUSHILA	(ELECTIVE: ETE802:TELECOM NETWORK MANAGEMENT)																																				
52	13	67	12	43	11	44	10	40																														
12	19	15	18	10	13	11	18	42			P																											
64	32	82	30	53	24	55	28	82																														
4	C	7	28	1	C	7	7	4	D	6	24	1	E	5	5	4	D	6	24	1	D	6	6	6	O	10	60	26	201	7.73								
SGPI: SEM-I: 6.81 ; SEM-II: 6.31 ; SEM-III: 6.77 ; SEM-IV: 6.93 ; SEM-V: 7.81 ; SEM-VI: 7.11 ; SEM-VII: 7.15 ; CGPI: 7.08																																						
/- FEMALE, #- 0.229, @- 0.5042, @- 0.5043, *- 0.5045, ADC- ADMISSION CANCELLED, RR- RESERVED, --- FAILS IN THEORY OR PRACTICAL RLE- RESERVE FOR LOWER EXAMINATION, RPV- PROVISIONAL, RCC- 0.5050, A.ABS- ABSENT, F- FAILS, P- PASSES, NULL- NULL & VOID G:grade GP:gradepoints C:credits CP:credit points CGPI:Cumulative Grade Performance Index 非G:sum of product of credits & grades 非:sum of credit points SGPI: 非G/非																																						
MARKS : >=80 >=75 and <80 >=70 and <75 >=60 and <70 >=50 and <60 >=45 and <50 >=40 and < 45 <40 GRADE : O A B C D E P F GRADE POINT : 10 9 8 7 6 5 4 0																																						

SEAT_NO	NAME	Course-I		Course-II		Course-III		Course-IV		Course-V	RESULT	REMARK	
		Th(80/32)	Tw(25/10)	Th(80/32)	Tw(25/10)	Th(80/32)	Tw(25/10)	Th(80/32)	Tw(25/10)	Tw(50/20)			
		In(20/08)	Or(25/10)	In(20/08)	Or(25/10)	In(20/08)	Or(25/10)	In(20/08)	Or(25/10)	Or(50/20)			
		Tot	Tot	Tot	Tot	Tot	Tot	Tot	Tot	Tot			
		C G GP C*G	C G GP C*G	C G GP C*G	C G GP C*G	C G GP C*G	C G GP C*G	C G GP C*G	C G GP C*G	C G GP C*G	非	非 G SGPI	
1. ETC801	WIRELESS NETWORKS	2. ETC802		SATELLITE COMM. & NETWOR		3. ETC803		INTERNET & VOICE COMM.					
4. ELECTIVE-II SUBJECT		5. ETP801		PROJECT (STAGE II)									
10183080	KANSWAL AMIT VINOD DINESHWARI	(ELECTIVE: ETE802:TELECOM NETWORK MANAGEMENT)											
		49	13	42	13	43	13	33	12	45			
		8	13	8	15	10	16	8	16	40		P	
		57	26	50	28	53	29	41	28	85			
		4 D 6 24	1 D 6 6	4 D 6 24	1 D 6 6	4 D 6 24	1 D 6 6	4 P 4 16	1 D 6 6	6 O 10 60	26	172 6.62	
		SGPI: SEM-I: 6.20 ; SEM-II: 5.80 ; SEM-III: 5.54 ; SEM-IV: 5.50 ; SEM-V: 6.19 ; SEM-VI: 5.68 ; SEM-VII: 6.00 ; CGPI: 5.94											
10183081	KARAD SANDEEP DINKAR LIMBABAI	(ELECTIVE: ETE802:TELECOM NETWORK MANAGEMENT)											
		65	10	66	10	55	10	51	10	22			
		10	12	10	16	8	12	8	18	22		P	
		75	22	76	26	63	22	59	28	44			
		4 A 9 36	1 P 4 4	4 A 9 36	1 D 6 6	4 C 7 28	1 P 4 4	4 D 6 24	1 D 6 6	6 P 4 24	26	168 6.46	
		SGPI: SEM-I: 5.37 ; SEM-II: 5.24 ; SEM-III: 4.92 ; SEM-IV: 5.86 ; SEM-V: 6.93 ; SEM-VI: 6.64 ; SEM-VII: 6.04 ; CGPI: 5.93											
10183082	KAZI AHMADALI GIYASUDDIN AYESHA	(ELECTIVE: ETE802:TELECOM NETWORK MANAGEMENT)											
		45	15	45	16	35	17	37	16	30			
		8	15	14	20	8	14	8	17	38		P	
		53	30	59	36	43	31	45	33	68			
		4 D 6 24	1 C 7 7	4 D 6 24	1 B 8 8	4 P 4 16	1 C 7 7	4 E 5 20	1 C 7 7	6 C 7 42	26	155 5.96	
		SGPI: SEM-I: 5.52 ; SEM-II: 5.76 ; SEM-III: 5.08 ; SEM-IV: 4.43 ; SEM-V: 5.37 ; SEM-VI: 4.96 ; SEM-VII: 6.30 ; CGPI: 5.42											
10183083	/KHACHANE SONAL VIDYASHARAN KUMUDINI	(ELECTIVE: ETE802:TELECOM NETWORK MANAGEMENT)											
		43	13	38	13	59	13	52	14	45			
		9	17	10	18	11	17	10	18	45		P	
		52	30	48	31	70	30	62	32	90			
		4 D 6 24	1 C 7 7	4 E 5 20	1 C 7 7	4 B 8 32	1 C 7 7	4 C 7 28	1 C 7 7	6 O 10 60	26	192 7.38	
		(DIPLOMA STUDENT) SGPI: SEM-III: 6.69 ; SEM-IV: 6.86 ; SEM-V: 7.44 ; SEM-VI: 7.14 ; SEM-VII: 7.22 ; CGPI: 7.12											
7-- FEMALE, #-- 0.229, @-- 0.5042, &-- 0.5043, *-- 0.5045, ABC-- ADMISSION CANCELLED, RR-- RESERVED, --- FAILS IN THEORY OR PRACTICAL RLE- RESERVE FOR LOWER EXAMINATION, RPV- PROVISIONAL, RCC- 0.5050, A.ABS- ABSENT, F- FAILS, P- PASSES, NULL- NULL & VOID G:grade GP:grade points C:credits CP:credit points CGPI:Cumulative Grade Performance Index 非G:sum of product of credits & grades 非:sum of credit points SGPI: 非G/非													
MARKS	:	>=80	>=75 and <80	>=70 and <75	>=60 and <70	>=50 and <60	>=45 and <50	>=40 and < 45	<40				
GRADE	:	O	A	B	C	D	E	P	F				
GRADE POINT	:	10	9	8	7	6	5	4	0				

SEAT_NO	NAME	Course-I		Course-II		Course-III		Course-IV		Course-V	RESULT	REMARK
		Th(80/32)	Tw(25/10)	Th(80/32)	Tw(25/10)	Th(80/32)	Tw(25/10)	Th(80/32)	Tw(25/10)	Tw(50/20)		
		In(20/08)	Or(25/10)	In(20/08)	Or(25/10)	In(20/08)	Or(25/10)	In(20/08)	Or(25/10)	Or(50/20)		
		Tot	Tot	Tot	Tot	Tot	Tot	Tot	Tot	Tot		
		C G GP C*G	C G GP C*G	C G GP C*G	C G GP C*G	C G GP C*G	C G GP C*G	C G GP C*G	C G GP C*G	C G GP C*G	非	非 G SGPI
1. ETC801	WIRELESS NETWORKS			2. ETC802	SATELLITE COMM.& NETWOR	3. ETC803	INTERNET & VOICE COMM.					
4. ELECTIVE-II SUBJECT				5. ETP801	PROJECT (STAGE II)							
10183084	KOKANE MAHESH SURESH SHOBHA	(ELECTIVE: ETE802:TELECOM NETWORK MANAGEMENT)										
		66	14	50	15	58	14	54	14	45		
		11	17	17	20	9	19	11	21	40	P	
		77	31	67	35	67	33	65	35	85		
		4 A 9 36	1 C 7 7	4 C 7 28	1 B 8 8	4 C 7 28	1 C 7 7	4 C 7 28	1 B 8 8	6 O 10 60	26	210 8.08
		SGPI: SEM-I: 6.89 ; SEM-II: 6.50 ; SEM-III: 6.31 ; SEM-IV: 7.79 ; SEM-V: 8.04 ; SEM-VI: 8.00 ; SEM-VII: 8.19 ; CGPI: 7.48										
10183085	LAD OMKAR PRAKASH PRAMILA	(ELECTIVE: ETE802:TELECOM NETWORK MANAGEMENT)										
		49	12	48	12	43	12	40	12	42		
		9	16	11	19	8	12	11	16	44	P	
		58	28	59	31	51	24	51	28	86		
		4 D 6 24	1 D 6 6	4 D 6 24	1 C 7 7	4 D 6 24	1 E 5 5	4 D 6 24	1 D 6 6	6 O 10 60	26	180 6.92
		(DIPLOMA STUDENT) SGPI: SEM-III: 5.85 ; SEM-IV: 6.64 ; SEM-V: 6.89 ; SEM-VI: 7.39 ; SEM-VII: 6.78 ; CGPI: 6.75										
10183086	LAL YASH VIMLESH ARTI	(ELECTIVE: ETE802:TELECOM NETWORK MANAGEMENT)										
		60	13	49	13	58	13	48	13	38		
		9	20	12	14	9	14	12	18	35	P	
		69	33	61	27	67	27	60	31	73		
		4 C 7 28	1 C 7 7	4 C 7 28	1 D 6 6	4 C 7 28	1 D 6 6	4 C 7 28	1 C 7 7	6 B 8 48	26	186 7.15
		SGPI: SEM-I: 7.67 ; SEM-II: 8.09 ; SEM-III: 7.88 ; SEM-IV: 7.32 ; SEM-V: 8.30 ; SEM-VI: 8.50 ; SEM-VII: 7.78 ; CGPI: 7.84										
10183087	MALI TEJASHRI ARUN AARTI	(ELECTIVE: ETE802:TELECOM NETWORK MANAGEMENT)										
		67	14	64	15	52	14	57	14	45		
		9	20	14	20	12	16	13	17	45	P	
		76	34	78	35	64	30	70	31	90		
		4 A 9 36	1 C 7 7	4 A 9 36	1 B 8 8	4 C 7 28	1 C 7 7	4 B 8 32	1 C 7 7	6 O 10 60	26	221 8.50
		(DIPLOMA STUDENT) SGPI: SEM-III: 6.54 ; SEM-IV: 6.61 ; SEM-V: 8.44 ; SEM-VI: 8.00 ; SEM-VII: 8.04 ; CGPI: 7.69 @0.06										
/- FEMALE, #- 0.229,@- 0.5042,@- 0.5043,* - 0.5045,ADC- ADMISSION CANCELLED, RR- RESERVED, -- FAILS IN THEORY OR PRACTICAL RLE- RESERVE FOR LOWER EXAMINATION, RPV- PROVISIONAL, RCC- 0.5050, A.ABS- ABSENT, F- FAILS, P- PASSES, NULL- NULL & VOID G:grade GP:grade points C:credits CP:credit points CGPI:Cumulative Grade Performance Index 非G:sum of product of credits & grades 非:sum of credit points SGPI: 非G/非												
MARKS	:	>=80	>=75 and <80	>=70 and <75	>=60 and <70	>=50 and <60	>=45 and <50	>=40 and <45	<40			
GRADE	:	O	A	B	C	D	E	P	F			
GRADE POINT	:	10	9	8	7	6	5	4	0			

SEAT_NO	NAME	Course-I		Course-II		Course-III		Course-IV		Course-V	RESULT	REMARK
		Th(80/32)	Tw(25/10)	Th(80/32)	Tw(25/10)	Th(80/32)	Tw(25/10)	Th(80/32)	Tw(25/10)	Tw(50/20)		
		In(20/08)	Or(25/10)	In(20/08)	Or(25/10)	In(20/08)	Or(25/10)	In(20/08)	Or(25/10)	Or(50/20)		
		Tot	Tot	Tot	Tot	Tot	Tot	Tot	Tot	Tot		
		C G GP C*G	C G GP C*G	C G GP C*G	C G GP C*G	C G GP C*G	C G GP C*G	C G GP C*G	C G GP C*G	C G GP C*G	非	非 G SGPI
1. ETC801	WIRELESS NETWORKS			2. ETC802	SATELLITE COMM.& NETWOR	3. ETC803	INTERNET & VOICE COMM.					
4. ELECTIVE-II SUBJECT				5. ETP801	PROJECT (STAGE II)							
10183088	MANDAVIA CHIRANG KAUSHIK CHANDRIKA	(ELECTIVE: ETE802:TELECOM NETWORK MANAGEMENT)										
		63	12	51	12	51	13	57	14	38		
		8	20	15	18	13	19	10	17	36		P
		71	32	66	30	64	32	67	31	74		
		4 B 8 32	1 C 7 7	4 C 7 28	1 C 7 7	4 C 7 28	1 C 7 7	4 C 7 28	1 C 7 7	6 B 8 48		26 192 7.38
		SGPI: SEM-I: 6.78 ; SEM-II: 8.43 ; SEM-III: 7.85 ; SEM-IV: 9.18 ; SEM-V: 9.26 ; SEM-VI: 8.50 ; SEM-VII: 8.30 ; CGPI: 8.21										
10183089	MARATHE YOGENDRA NANDAN JYOTSNA	(ELECTIVE: ETE802:TELECOM NETWORK MANAGEMENT)										
		55	14	57	14	50	14	48	15	45		
		8	18	13	17	8	18	11	16	45		P
		63	32	70	31	58	32	59	31	90		
		4 C 7 28	1 C 7 7	4 B 8 32	1 C 7 7	4 D 6 24	1 C 7 7	4 D 6 24	1 C 7 7	6 O 10 60		26 196 7.54
		SGPI: SEM-I: 7.19 ; SEM-II: 7.78 ; SEM-III: 6.88 ; SEM-IV: 6.96 ; SEM-V: 7.22 ; SEM-VI: 7.00 ; SEM-VII: 8.07 ; CGPI: 7.33										
10183090	/MEHTA JAHNVI VIPIN BEENA	(ELECTIVE: ETE802:TELECOM NETWORK MANAGEMENT)										
		51	13	58	14	42	14	47	14	45		
		9	18	17	21	11	18	10	19	45		P
		60	31	75	35	53	32	57	33	90		
		4 C 7 28	1 C 7 7	4 A 9 36	1 B 8 8	4 D 6 24	1 C 7 7	4 D 6 24	1 C 7 7	6 O 10 60		26 201 7.73
		SGPI: SEM-I: 6.22 ; SEM-II: 6.85 ; SEM-III: 6.00 ; SEM-IV: 6.93 ; SEM-V: 6.85 ; SEM-VI: 7.04 ; SEM-VII: 7.00 ; CGPI: 6.83										
10183091	MISHRA ABHISHEK MURARI MINU	(ELECTIVE: ETE802:TELECOM NETWORK MANAGEMENT)										
		55	13	49	13	52	13	48	13	40		
		10	17	16	20	12	15	12	17	40		P
		65	30	65	33	64	28	60	30	80		
		4 C 7 28	1 C 7 7	4 C 7 28	1 C 7 7	4 C 7 28	1 D 6 6	4 C 7 28	1 C 7 7	6 O 10 60		26 199 7.65
		SGPI: SEM-I: 7.96 ; SEM-II: 7.35 ; SEM-III: 7.15 ; SEM-IV: 9.07 ; SEM-V: 8.93 ; SEM-VI: 8.39 ; SEM-VII: 7.19 ; CGPI: 7.96										

7-- FEMALE, #-- 0.229, @-- 0.5042, @-- 0.5043, \*-- 0.5045, ADC-- ADMISSION CANCELLED, RR-- RESERVED, --- FAILS IN THEORY OR PRACTICAL  
 RLE- RESERVE FOR LOWER EXAMINATION, RPV- PROVISIONAL, RCC- 0.5050, A.ABS- ABSENT, F- FAILS, P- PASSES, NULL- NULL & VOID  
 G:grade GP:gradepoints C:credits CP:credit points CGPI:Cumulative Grade Performance Index  
 非G:sum of product of credits & grades 非:sum of credit points SGPI: 非G/非  
 MARKS : >=80 >=75 and <80 >=70 and <75 >=60 and <70 >=50 and <60 >=45 and <50 >=40 and < 45 <40  
 GRADE : O A B C D E P F  
 GRADE POINT : 10 9 8 7 6 5 4 0

SEAT_NO	NAME	Course-I		Course-II		Course-III		Course-IV		Course-V	RESULT	REMARK
		Th(80/32)	Tw(25/10)	Th(80/32)	Tw(25/10)	Th(80/32)	Tw(25/10)	Th(80/32)	Tw(25/10)	Tw(50/20)		
		In(20/08)	Or(25/10)	In(20/08)	Or(25/10)	In(20/08)	Or(25/10)	In(20/08)	Or(25/10)	Or(50/20)		
		Tot	Tot	Tot	Tot	Tot	Tot	Tot	Tot	Tot		
		C G GP C*G	C G GP C*G	C G GP C*G	C G GP C*G	C G GP C*G	C G GP C*G	C G GP C*G	C G GP C*G	C G GP C*G	腓	腓 G SGPI
1. ETC801	WIRELESS NETWORKS	2. ETC802		SATELLITE COMM. & NETWOR		3. ETC803		INTERNET & VOICE COMM.				
4. ELECTIVE-II SUBJECT		5. ETP801		PROJECT (STAGE II)								
10183092	MISHRA SURAJKUMAR DEVIPRASAD SUSHEELA	(ELECTIVE: ETE802:TELECOM NETWORK MANAGEMENT)										
		58	14	50	15	50	13	54	16	37		
		13	21	15	19	8	17	13	19	38		P
		71	35	65	34	58	30	67	35	75		
		4 B 8 32	1 B 8 8	4 C 7 28	1 C 7 7	4 D 6 24	1 C 7 7	4 C 7 28	1 B 8 8	6 A 9 54	26	196 7.54
		SGPI: SEM-I: 7.15 ; SEM-II: 6.89 ; SEM-III: 8.31 ; SEM-IV: 8.93 ; SEM-V: 9.00 ; SEM-VI: 8.89 ; SEM-VII: 7.59 ; CGPI: 8.04										
10183093	MOHITE ROHIT RAMESH RASHMI	(ELECTIVE: ETE802:TELECOM NETWORK MANAGEMENT)										
		58	17	59	17	54	17	50	17	45		
		12	19	14	20	9	18	10	19	40		P
		70	36	73	37	63	35	60	36	85		
		4 B 8 32	1 B 8 8	4 B 8 32	1 B 8 8	4 C 7 28	1 B 8 8	4 C 7 28	1 B 8 8	6 O 10 60	26	212 8.15
		(DIPLOMA STUDENT) SGPI: SEM-III: 6.50 ; SEM-IV: 6.75 ; SEM-V: 8.48 ; SEM-VI: 7.54 ; SEM-VII: 7.74 ; CGPI: 7.53										
10183094	MULE PRASHANT SHRIMANT SHRADDHA	(ELECTIVE: ETE802:TELECOM NETWORK MANAGEMENT)										
		60	18	39	18	65	17	65	13	40		
		8	20	13	18	11	18	8	19	42		P
		68	38	52	36	76	35	73	32	82		
		4 C 7 28	1 A 9 9	4 D 6 24	1 B 8 8	4 A 9 36	1 B 8 8	4 B 8 32	1 C 7 7	6 O 10 60	26	212 8.15
		SGPI: SEM-I: 7.52 ; SEM-II: 7.78 ; SEM-III: 7.88 ; SEM-IV: 9.07 ; SEM-V: 9.11 ; SEM-VI: 9.57 ; SEM-VII: 7.33 ; CGPI: 8.30										
10183095	NADAR FRANKLIN RAJAN REGINA	(ELECTIVE: ETE802:TELECOM NETWORK MANAGEMENT)										
		43	10	53	10	53	10	41	12	22		
		8	10	10	13	8	10	8	17	22		P
		51	20	63	23	61	20	49	29	44		
		4 D 6 24	1 P 4 4	4 C 7 28	1 E 5 5	4 C 7 28	1 P 4 4	4 E 5 20	1 D 6 6	6 P 4 24	26	143 5.50
		SGPI: SEM-I: 6.94 ; SEM-II: 6.63 ; SEM-III: 6.04 ; SEM-IV: 6.04 ; SEM-V: 7.96 ; SEM-VI: 6.64 ; SEM-VII: 6.70 ; CGPI: 6.56										
/- FEMALE, #- 0.229,@- 0.5042,@- 0.5043,* - 0.5045,ADC- ADMISSION CANCELLED, RR- RESERVED, -- FAILS IN THEORY OR PRACTICAL RLE- RESERVE FOR LOWER EXAMINATION, RPV- PROVISIONAL, RCC- 0.5050, A.ABS- ABSENT, F- FAILS, P- PASSES, NULL- NULL & VOID G:grade GP:gradepoints C:credits CP:credit points CGPI:Cumulative Grade Performance Index 腓G:sum of product of credits & grades 腓:sum of credit points SGPI: 腓G/腓												
MARKS	:	>=80	>=75 and <80	>=70 and <75	>=60 and <70	>=50 and <60	>=45 and <50	>=40 and <45	<40			
GRADE	:	O	A	B	C	D	E	P	F			
GRADE POINT	:	10	9	8	7	6	5	4	0			



SEAT_NO	NAME											RESULT	REMARK																									
<----- Course-I ----->		<----- Course-II ----->				<----- Course-III ----->				<----- Course-IV ----->		< Course-V >																										
Th(80/32) Tw(25/10)		Th(80/32) Tw(25/10)		Th(80/32) Tw(25/10)		Th(80/32) Tw(25/10)		Th(80/32) Tw(25/10)		Tw(50/20)																												
In(20/08) Or(25/10)		In(20/08) Or(25/10)		In(20/08) Or(25/10)		In(20/08) Or(25/10)		In(20/08) Or(25/10)		Or(50/20)																												
Tot		Tot		Tot		Tot		Tot		Tot																												
C	G	GP	C*G	C	G	GP	C*G	C	G	GP	C*G	C	G	GP	C*G	C	G	GP	C*G	非	非	G	SGPI															
1.	ETC801	WIRELESS NETWORKS				2.	ETC802	SATELLITE COMM.& NETWOR				3.	ETC803	INTERNET & VOICE COMM.																								
4.	ELECTIVE-II SUBJECT				5.	ETP801 PROJECT (STAGE II)																																
10183096	NAIK ADITYA SUNIL PRERNA										(ELECTIVE: ETE802:TELECOM NETWORK MANAGEMENT)																											
59	21	54	21	50	20	37	19	44																														
10	23	11	17	12	20	10	21	42														P																
69	44	65	38	62	40	47	40	86																														
4	C	7	28	1	O	10	10	4	C	7	28	1	A	9	9	4	C	7	28	1	O	10	10	4	E	5	20	1	O	10	10	6	O	10	60	26	203	7.81
SGPI: SEM-I: 7.44 ; SEM-II: 7.56 ; SEM-III: 7.23 ; SEM-IV: 7.93 ; SEM-V: 7.44 ; SEM-VI: 7.21 ; SEM-VII: 7.44 ; CGPI: 7.51																																						
10183097	NEGI PRATIK MANBAR BHARTI										(ELECTIVE: ETE802:TELECOM NETWORK MANAGEMENT)																											
60	14	53	15	66	13	47	13	45																														
13	20	17	19	11	20	12	19	45															P															
73	34	70	34	77	33	59	32	90																														
4	B	8	32	1	C	7	7	4	B	8	32	1	C	7	7	4	A	9	36	1	C	7	7	4	D	6	24	1	C	7	7	6	O	10	60	26	212	8.15
SGPI: SEM-I: 9.63 ; SEM-II: 9.41 ; SEM-III: 9.38 ; SEM-IV:10.00 ; SEM-V: 9.78 ; SEM-VI: 9.96 ; SEM-VII: 7.89 ; CGPI: 9.28																																						
10183098	/NIJAI SRUSHTY PRAKASH NEETA										(ELECTIVE: ETE802:TELECOM NETWORK MANAGEMENT)																											
60	14	55	14	59	14	64	14	45																														
12	18	16	20	13	20	13	18	45															P															
72	32	71	34	72	34	77	32	90																														
4	B	8	32	1	C	7	7	4	B	8	32	1	C	7	7	4	A	9	36	1	C	7	7	6	O	10	60	26	220	8.46								
SGPI: SEM-I: 7.52 ; SEM-II: 8.09 ; SEM-III: 8.00 ; SEM-IV: 8.04 ; SEM-V: 8.04 ; SEM-VI: 8.79 ; SEM-VII: 7.89 ; CGPI: 8.10																																						
10183099	/PAL PRIYANKA LALJI PRAMODKUMARI										(ELECTIVE: ETE802:TELECOM NETWORK MANAGEMENT)																											
65	14	67	15	59	14	43	14	45																														
14	21	16	21	13	20	14	17	45															P															
79	35	83	36	72	34	57	31	90																														
4	A	9	36	1	B	8	8	4	O	10	40	1	B	8	8	4	B	8	32	1	C	7	7	4	D	6	24	1	C	7	7	6	O	10	60	26	222	8.54
SGPI: SEM-I: 9.41 ; SEM-II: 8.33 ; SEM-III: 8.54 ; SEM-IV: 9.18 ; SEM-V: 9.15 ; SEM-VI: 8.93 ; SEM-VII: 8.00 ; CGPI: 8.76																																						

7-- FEMALE, #-- 0.229,@-- 0.5042,@-- 0.5043,\*-- 0.5045,ADC-- ADMISSION CANCELLED, RR-- RESERVED, --- FAILS IN THEORY OR PRACTICAL  
RLE- RESERVE FOR LOWER EXAMINATION, RPV- PROVISIONAL, RCC- 0.5050, A.ABS- ABSENT, F- FAILS, P- PASSES, NULL- NULL & VOID  
G:grade GP:gradepoints C:credits CP:credit points CGPI:Cumulative Grade Performance Index  
非G:sum of product of credits & grades 非:sum of credit points SGPI: 非G/非  
MARKS : >=80 >=75 and <80 >=70 and <75 >=60 and <70 >=50 and <60 >=45 and <50 >=40 and < 45 <40  
GRADE : O A B C D E P F  
GRADE POINT : 10 9 8 7 6 5 4 0

SEAT_NO	NAME	Course-I		Course-II		Course-III		Course-IV		Course-V	RESULT	REMARK	
		Th(80/32)	Tw(25/10)	Th(80/32)	Tw(25/10)	Th(80/32)	Tw(25/10)	Th(80/32)	Tw(25/10)	Tw(50/20)			
		In(20/08)	Or(25/10)	In(20/08)	Or(25/10)	In(20/08)	Or(25/10)	In(20/08)	Or(25/10)	Or(50/20)			
		Tot	Tot	Tot	Tot	Tot	Tot	Tot	Tot	Tot			
		C G GP C*G	C G GP C*G	C G GP C*G	C G GP C*G	C G GP C*G	C G GP C*G	C G GP C*G	C G GP C*G	C G GP C*G	腓 腓	G SGPI	
1. ETC801	WIRELESS NETWORKS	2. ETC802		SATELLITE COMM. & NETWOR		3. ETC803		INTERNET & VOICE COMM.					
4. ELECTIVE-II	SUBJECT	5. ETP801		PROJECT (STAGE II)									
10183100	PAL RIPUNJAY TUFANILAL SHEETAL	(ELECTIVE: ETE802:TELECOM NETWORK MAI AGEMENT)											
	49E	10E	32E	10E	39E	10E	35E	10E	41E				
	1	17E	8E	13E	2F	10E	8E	13E	44E		F		
	50	27	40	23	--	20	43	23	85				
	4 D 6 24	1 D 6 6	4 P 4 16	1 E 5 5	-- --	1 P 4 4	4 P 4 16	1 E 5 5	6 O 10 60		22 136	--	
	SGPI: SEM-I: 5.74 ; SEM-II: 5.65 ; SEM-III: 4.77 ; SEM-IV: 4.71 ; SEM-V: 4.81 ; SEM-VI: 4.64 ; SEM-VII: 4.89 ; CGPI: --												
10183101	PALKAR KIRAN PANDHARINATH PRAJAKTA	(ELECTIVE: ETE802:TELECOM NETWORK MANAGEMENT)											
	48	12	48	13	47	13	45	13	43				
	8	16	9	14	8	18	8	16	45		P		
	56	28	57	27	55	31	53	29	88				
	4 D 6 24	1 D 6 6	4 D 6 24	1 D 6 6	4 D 6 24	1 C 7 7	4 D 6 24	1 D 6 6	6 O 10 60		26 181	6.96	
	(DIPLOMA STUDENT) SGPI: SEM-III: 5.46 ; SEM-IV: 5.18 ; SEM-V: 6.56 ; SEM-VI: 5.39 ; SEM-VII: 6.59 ; CGPI: 6.02												
10183102	/PATEL KHUSHBOO CHETANKUMAR ANJANA	(ELECTIVE: ETE802:TELECOM NETWORK MANAGEMENT)											
	50	18	46	20	46	21	40	16	40				
	9	21	14	20	11	21	9	18	40		P		
	59	39	60	40	57	42	49	34	80				
	4 D 6 24	1 A 9 9	4 C 7 28	1 O 10 10	4 D 6 24	1 O 10 10	4 E 5 20	1 C 7 7	6 O 10 60		26 192	7.38	
	SGPI: SEM-I: 9.07 ; SEM-II: 8.74 ; SEM-III: 8.58 ; SEM-IV: 8.43 ; SEM-V: 7.07 ; SEM-VI: 7.43 ; SEM-VII: 7.70 ; CGPI: 8.05												
10183103	/PATELIA VRUTIKA NILESH SHOBHA	(ELECTIVE: ETE802:TELECOM NETWORK MANAGEMENT)											
	71	17	66	20	61	20	59	16	40				
	13	21	19	23	13	21	12	19	40		P		
	84	38	85	43	74	41	71	35	80				
	4 O 10 40	1 A 9 9	4 O 10 40	1 O 10 10	4 B 8 32	1 O 10 10	4 B 8 32	1 B 8 8	6 O 10 60		26 241	9.27	
	SGPI: SEM-I: 8.48 ; SEM-II: 8.59 ; SEM-III: 9.23 ; SEM-IV: 9.14 ; SEM-V: 9.59 ; SEM-VI: 9.79 ; SEM-VII: 8.96 ; CGPI: 9.13												
/- FEMALE, #- 0.229,@- 0.5042,@- 0.5043,* - 0.5045,ADC- ADMISSION CANCELLED, RR- RESERVED, -- FAILS IN THEORY OR PRACTICAL RLE- RESERVE FOR LOWER EXAMINATION, RPV- PROVISIONAL, RCC- 0.5050, A.ABS- ABSENT, F- FAILS, P- PASSES, NULL- NULL & VOID G:grade GP:gradepoints C:credits CP:credit points CGPI:Cumulative Grade Performance Index 腓G:sum of product of credits & grades 腓:sum of credit points SGPI: 腓G/腓													
MARKS	:	>=80	>=75 and <80	>=70 and <75	>=60 and <70	>=50 and <60	>=45 and <50	>=40 and < 45	<40				
GRADE	:	O	A	B	C	D	E	P	F				
GRADE POINT	:	10	9	8	7	6	5	4	0				

SEAT_NO	NAME	Course-I		Course-II		Course-III		Course-IV		Course-V	RESULT	REMARK
		Th(80/32)	Tw(25/10)	Th(80/32)	Tw(25/10)	Th(80/32)	Tw(25/10)	Th(80/32)	Tw(25/10)	Tw(50/20)		
		In(20/08)	Or(25/10)	In(20/08)	Or(25/10)	In(20/08)	Or(25/10)	In(20/08)	Or(25/10)	Or(50/20)		
		Tot	Tot	Tot	Tot	Tot	Tot	Tot	Tot	Tot		
		C G GP C*G	C G GP C*G	C G GP C*G	C G GP C*G	C G GP C*G	C G GP C*G	C G GP C*G	C G GP C*G	C G GP C*G	腓 腓	G SGPI
1. ETC801	WIRELESS NETWORKS			2. ETC802	SATELLITE COMM.& NETWOR	3. ETC803	INTERNET & VOICE COMM.					
4. ELECTIVE-II SUBJECT				5. ETP801	PROJECT (STAGE II)							
10183104	PATIL AKSHAY DINESH VAISHALI	(ELECTIVE: ETE802:TELECOM NETWORK MANAGEMENT)										
		47	13	42	13	46	13	51	13	45		
		8	18	8	13	11	17	8	19	44	P	
		55	31	50	26	57	30	59	32	89		
		4 D 6 24	1 C 7 7	4 D 6 24	1 D 6 6	4 D 6 24	1 C 7 7	4 D 6 24	1 C 7 7	6 O 10 60	26	183 7.04
		(DIPLOMA STUDENT) SGPI: SEM-III: 7.15 ; SEM-IV: 7.00 ; SEM-V: 6.67 ; SEM-VI: 7.07 ; SEM-VII: 6.37 ; CGPI: 6.88										
10183105	PATIL BHUMIK HEMANT HARSHALA	(ELECTIVE: ETE802:TELECOM NETWORK MANAGEMENT)										
		40	14	47	14	38	14	40	14	45		
		8	17	10	13	8	18	10	18	44	P	RLE
		48	31	57	27	46	32	50	32	89		
		4 E 5 20	1 C 7 7	4 D 6 24	1 D 6 6	4 E 5 20	1 C 7 7	4 D 6 24	1 C 7 7	6 O 10 60	26	175 6.73
		SGPI: SEM-I: 5.67 ; SEM-II: 6.15 ; SEM-III: 5.08 ; SEM-IV: 5.29 ; SEM-V: 0.00 ; SEM-VI: 5.04 ; SEM-VII: 0.00 ; CGPI: --										
10183106	/PATIL MANASI VINAY MUGDHA	(ELECTIVE: ETE802:TELECOM NETWORK MANAGEMENT)										
		58	14	55	15	59	14	32	15	40		
		10	19	13	19	8	19	9	17	41	P	
		68	33	68	34	67	33	41	32	81		
		4 C 7 28	1 C 7 7	4 C 7 28	1 C 7 7	4 C 7 28	1 C 7 7	4 P 4 16	1 C 7 7	6 O 10 60	26	188 7.23
		SGPI: SEM-I: 7.56 ; SEM-II: 8.13 ; SEM-III: 8.73 ; SEM-IV: 8.75 ; SEM-V: 8.26 ; SEM-VI: 8.00 ; SEM-VII: 6.52 ; CGPI: 7.90										
10183107	PATIL RAJ RAJAN RANI	(ELECTIVE: ETE802:TELECOM NETWORK MANAGEMENT)										
		61	13	64	14	55	13	46	13	40		
		10	21	12	14	8	16	11	18	40	P	
		71	34	76	28	63	29	57	31	80		
		4 B 8 32	1 C 7 7	4 A 9 36	1 D 6 6	4 C 7 28	1 D 6 6	4 D 6 24	1 C 7 7	6 O 10 60	26	206 7.92
		SGPI: SEM-I: 8.44 ; SEM-II: 8.22 ; SEM-III: 8.35 ; SEM-IV: 8.82 ; SEM-V: 8.56 ; SEM-VI: 7.96 ; SEM-VII: 7.00 ; CGPI: 8.16										
/- FEMALE, #- 0.229,@- 0.5042,@- 0.5043,* - 0.5045,ADC- ADMISSION CANCELLED, RR- RESERVED, -- FAILS IN THEORY OR PRACTICAL RLE- RESERVE FOR LOWER EXAMINATION, RPV- PROVISIONAL, RCC- 0.5050, A.ABS- ABSENT, F- FAILS, P- PASSES, NULL- NULL & VOID G:grade GP:gradepoints C:credits CP:credit points CGPI:Cumulative Grade Performance Index 腓G:sum of product of credits & grades 腓:sum of credit points SGPI: 腓G/腓												
MARKS	:	>=80	>=75 and <80	>=70 and <75	>=60 and <70	>=50 and <60	>=45 and <50	>=40 and <45	<40			
GRADE	:	O	A	B	C	D	E	P	F			
GRADE POINT	:	10	9	8	7	6	5	4	0			

SEAT_NO	NAME	Course-I		Course-II		Course-III		Course-IV		Course-V	RESULT	REMARK
		Th(80/32)	Tw(25/10)	Th(80/32)	Tw(25/10)	Th(80/32)	Tw(25/10)	Th(80/32)	Tw(25/10)	Tw(50/20)		
		In(20/08)	Or(25/10)	In(20/08)	Or(25/10)	In(20/08)	Or(25/10)	In(20/08)	Or(25/10)	Or(50/20)		
		Tot	Tot	Tot	Tot	Tot	Tot	Tot	Tot	Tot		
		C G GP C*G	C G GP C*G	C G GP C*G	C G GP C*G	C G GP C*G	C G GP C*G	C G GP C*G	C G GP C*G	C G GP C*G	排	排 G SGPI
1. ETC801	WIRELESS NETWORKS			2. ETC802	SATELLITE COMM.& NETWOR	3. ETC803	INTERNET & VOICE COMM.					
4. ELECTIVE-II SUBJECT				5. ETP801	PROJECT (STAGE II)							
10183108	PATIL RAJAS JITENDRA SUGANDHA	(ELECTIVE: ETE802:TELECOM NETWORK MANAGEMENT)										
		52	19	36	19	38	15	25 *	16	40		
		10	20	10	18	8	18	10	20	40	P	
		62	39	46	37	46	33	35	36	80		
		4 C 7 28	1 A 9 9	4 E 5 20	1 B 8 8	4 E 5 20	1 C 7 7	4 P 4 16	1 B 8 8	6 O 10 60	26	176 6.77
		SGPI: SEM-I: 6.48 ; SEM-II: 6.78 ; SEM-III: 5.73 ; SEM-IV: 6.04 ; SEM-V: 6.67 ; SEM-VI: 6.14 ; SEM-VII: 7.04 ; CGPI: 6.46										
10183109	/PATIL TANVI AJAY SANGEETA	(ELECTIVE: ETE802:TELECOM NETWORK MANAGEMENT)										
		52	15	64	15	52	14	40	14	40		
		11	20	16	18	9	18	12	19	41	P	
		63	35	80	33	61	32	52	33	81		
		4 C 7 28	1 B 8 8	4 O 10 40	1 C 7 7	4 C 7 28	1 C 7 7	4 D 6 24	1 C 7 7	6 O 10 60	26	209 8.04
		SGPI: SEM-I: 8.26 ; SEM-II: 7.72 ; SEM-III: 8.96 ; SEM-IV: 8.64 ; SEM-V: 8.96 ; SEM-VI: 8.46 ; SEM-VII: 7.19 ; CGPI: 8.28										
10183110	PAWAR ROHIT PRASHANT PRIYANKA	(ELECTIVE: ETE802:TELECOM NETWORK MANAGEMENT)										
		52	13	43	13	46	13	40	13	45		
		8	17	15	18	8	15	9	18	44	P	
		60	30	58	31	54	28	49	31	89		
		4 C 7 28	1 C 7 7	4 D 6 24	1 C 7 7	4 D 6 24	1 D 6 6	4 E 5 20	1 C 7 7	6 O 10 60	26	183 7.04
		SGPI: SEM-I: 6.57 ; SEM-II: 7.13 ; SEM-III: 6.23 ; SEM-IV: 5.93 ; SEM-V: 6.44 ; SEM-VI: 6.00 ; SEM-VII: 6.52 ; CGPI: 6.48										
10183111	PAWASKAR PRATIK RAJENDRA ROHINI	(ELECTIVE: ETE802:TELECOM NETWORK MANAGEMENT)										
		57	12	60	13	46	12	40	13	43		
		8	18	14	18	9	14	8	17	45	P	
		65	30	74	31	55	26	48	30	88		
		4 C 7 28	1 C 7 7	4 B 8 32	1 C 7 7	4 D 6 24	1 D 6 6	4 E 5 20	1 C 7 7	6 O 10 60	26	191 7.35
		SGPI: SEM-I: 5.39 ; SEM-II: 5.67 ; SEM-III: 5.35 ; SEM-IV: 6.54 ; SEM-V: 7.74 ; SEM-VI: 6.32 ; SEM-VII: 6.56 ; CGPI: 6.37										
/-- FEMALE, #- 0.229,@- 0.5042,@- 0.5043,*- 0.5045,ADC- ADMISSIION CANCELLED, RR- RESERVED, --- FAILS IN THEORY OR PRACTICAL RLE- RESERVE FOR LOWER EXAMINATION, RPV- PROVISIONAL, RCC- 0.5050, A.ABS- ABSENT, F- FAILS, P- PASSES, NULL- NULL & VOID G:grade GP:gradepoints C:credits CP:credit points CGPI:Cumulative Grade Performance Index 排G:sum of product of credits & grades 排:sum of credit points SGPI: 排G/排												
MARKS	:	>=80	>=75 and <80	>=70 and <75	>=60 and <70	>=50 and <60	>=45 and <50	>=40 and < 45	<40			
GRADE	:	O	A	B	C	D	E	P	F			
GRADE POINT	:	10	9	8	7	6	5	4	0			

SEAT_NO	NAME	Course-I		Course-II		Course-III		Course-IV		Course-V	RESULT	REMARK
		Th(80/32)	Tw(25/10)	Th(80/32)	Tw(25/10)	Th(80/32)	Tw(25/10)	Th(80/32)	Tw(25/10)	Tw(50/20)		
		In(20/08)	Or(25/10)	In(20/08)	Or(25/10)	In(20/08)	Or(25/10)	In(20/08)	Or(25/10)	Or(50/20)		
		Tot	Tot	Tot	Tot	Tot	Tot	Tot	Tot	Tot		
		C G GP C*G	C G GP C*G	C G GP C*G	C G GP C*G	C G GP C*G	C G GP C*G	C G GP C*G	C G GP C*G	C G GP C*G	腓 腓 G	SGPI
1. ETC801	WIRELESS NETWORKS	2. ETC802		SATELLITE COMM.& NETWOR		3. ETC803		INTERNET & VOICE COMM.				
4. ELECTIVE-II	SUBJECT	5. ETP801		PROJECT (STAGE II)								
10183112	PILLAI GOVIND SURESH INDULEKSHMI	(ELECTIVE: ETE802:TELECOM NETWORK MANAGEMENT)										
		57	12	44	12	39	12	51	12	45		
		8	15	10	19	8	16	8	16	40	P	
		65	27	54	31	47	28	59	28	85		
		4 C 7 28	1 D 6 6	4 D 6 24	1 C 7 7	4 E 5 20	1 D 6 6	4 D 6 24	1 D 6 6	6 O 10 60	26 181	6.96
		SGPI: SEM-I: 5.37 ; SEM-II: 5.87 ; SEM-III: 5.04 ; SEM-IV: 5.07 ; SEM-V: 5.56 ; SEM-VI: 4.71 ; SEM-VII: 6.41 ; CGPI: 5.62										
10183113	PILLAI SOORAJ SREEKUMAR ANJALI	(ELECTIVE: ETE802:TELECOM NETWORK MANAGEMENT)										
		52	13	45	13	38	13	43	12	40		
		10	18	13	18	9	14	12	18	38	P	
		62	31	58	31	47	27	55	30	78		
		4 C 7 28	1 C 7 7	4 D 6 24	1 C 7 7	4 E 5 20	1 D 6 6	4 D 6 24	1 C 7 7	6 A 9 54	26 177	6.81
		SGPI: SEM-I: 7.00 ; SEM-II: 7.04 ; SEM-III: 7.04 ; SEM-IV: 6.96 ; SEM-V: 7.07 ; SEM-VI: 7.82 ; SEM-VII: 7.56 ; CGPI: 7.16										
10183114	PILLAI VARUN ANIL VALSALA	(ELECTIVE: ETE802:TELECOM NETWORK MANAGEMENT)										
		58	14	54	15	58	14	53	15	40		
		9	19	12	18	11	19	8	19	40	P	
		67	33	66	33	69	33	61	34	80		
		4 C 7 28	1 C 7 7	4 C 7 28	1 C 7 7	4 C 7 28	1 C 7 7	4 C 7 28	1 C 7 7	6 O 10 60	26 200	7.69
		SGPI: SEM-I: 7.37 ; SEM-II: 7.74 ; SEM-III: 7.38 ; SEM-IV: 7.11 ; SEM-V: 7.44 ; SEM-VI: 7.21 ; SEM-VII: 7.00 ; CGPI: 7.37										
10183115	RANE ROHAN SATISH SARITA	(ELECTIVE: ETE802:TELECOM NETWORK MANAGEMENT)										
		43	13	46	14	44	13	32	13	42		
		9	16	13	17	10	17	9	18	45	P	
		52	29	59	31	54	30	41	31	87		
		4 D 6 24	1 D 6 6	4 D 6 24	1 C 7 7	4 D 6 24	1 C 7 7	4 P 4 16	1 C 7 7	6 O 10 60	26 175	6.73
		SGPI: SEM-I: 5.81 ; SEM-II: 6.83 ; SEM-III: 6.81 ; SEM-IV: 6.68 ; SEM-V: 7.22 ; SEM-VI: 6.82 ; SEM-VII: 7.33 ; CGPI: 6.78										
/-- FEMALE, #- 0.229,@- 0.5042,@- 0.5043,*- 0.5045,ADC- ADMISSIION CANCELLED, RR- RESERVED, --- FAILS IN THEORY OR PRACTICAL RLE- RESERVE FOR LOWER EXAMINATION, RPV- PROVISIONAL, RCC- 0.5050, A.ABS- ABSENT, F- FAILS, P- PASSES, NULL- NULL & VOID G:grade GP:gradepoints C:credits CP:credit points CGPI:Cumulative Grade Performance Index 腓G:sum of product of credits & grades 腓:sum of credit points SGPI: 腓G/腓 MARKS : >=80 >=75 and <80 >=70 and <75 >=60 and <70 >=50 and <60 >=45 and <50 >=40 and < 45 <40 GRADE : O A B C D E P F GRADE POINT : 10 9 8 7 6 5 4 0												

SEAT_NO	NAME	Course-I		Course-II		Course-III		Course-IV		Course-V	RESULT	REMARK	
		Th(80/32)	Tw(25/10)	Th(80/32)	Tw(25/10)	Th(80/32)	Tw(25/10)	Th(80/32)	Tw(25/10)	Tw(50/20)			
		In(20/08)	Or(25/10)	In(20/08)	Or(25/10)	In(20/08)	Or(25/10)	In(20/08)	Or(25/10)	Or(50/20)			
		Tot	Tot	Tot	Tot	Tot	Tot	Tot	Tot	Tot			
		C G GP C*G	C G GP C*G	C G GP C*G	C G GP C*G	C G GP C*G	C G GP C*G	C G GP C*G	C G GP C*G	C G GP C*G	腓 腓	G SGPI	
1. ETC801	WIRELESS NETWORKS	2. ETC802		SATELLITE COMM.& NETWOR		3. ETC803		INTERNET & VOICE COMM.					
4. ELECTIVE-II	SUBJECT	5. ETP801		PROJECT (STAGE II)									
10183116	SAGVEKAR SWAPNIL PRADEEP KULVANTI	(ELECTIVE: ETE802:TELECOM NETWORK MANAGEMENT)											
		49	14	56	15	68	14	37	14	43			
		11	16	13	18	10	15	9	18	45		P	
		60	30	69	33	78	29	46	32	88			
		4 C 7 28	1 C 7 7	4 C 7 28	1 C 7 7	4 A 9 36	1 D 6 6	4 E 5 20	1 C 7 7	6 O 10 60	26	199 7.65	
		SGPI: SEM-I: 7.22 ; SEM-II: 7.37 ; SEM-III: 7.27 ; SEM-IV: 7.50 ; SEM-V: 8.33 ; SEM-VI: 7.21 ; SEM-VII: 7.33 ; CGPI: 7.49											
10183117	SAVE SAHIL SHAILESH SANDHYA	(ELECTIVE: ETE802:TELECOM NETWORK MANAGEMENT)											
		46	10	42	10	36	10	43	10	22			
		8	11	8	13	8	10	8	14	22		P	
		54	21	50	23	44	20	51	24	44			
		4 D 6 24	1 P 4 4	4 D 6 24	1 E 5 5	4 P 4 16	1 P 4 4	4 D 6 24	1 E 5 5	6 P 4 24	26	130 5.00	
		SGPI: SEM-I: 5.63 ; SEM-II: 6.15 ; SEM-III: 5.12 ; SEM-IV: 4.89 ; SEM-V: 5.22 ; SEM-VI: 4.93 ; SEM-VII: 5.89 ; CGPI: 5.35											
10183118	SHAH JAY KIRIT PURVI	(ELECTIVE: ETE802:TELECOM NETWORK MANAGEMENT)											
		55	14	47	14	43	14	40	13	43			
		11	19	11	18	11	16	10	17	44		P	
		66	33	58	32	54	30	50	30	87			
		4 C 7 28	1 C 7 7	4 D 6 24	1 C 7 7	4 D 6 24	1 C 7 7	4 D 6 24	1 C 7 7	6 O 10 60	26	188 7.23	
		SGPI: SEM-I: 5.59 ; SEM-II: 5.91 ; SEM-III: 6.69 ; SEM-IV: 5.00 ; SEM-V: 6.48 ; SEM-VI: 6.14 ; SEM-VII: 6.93 ; CGPI: 6.25											
10183119	SHARMA SHIVANG DHIRAJ RASHMI	(ELECTIVE: ETE802:TELECOM NETWORK MANAGEMENT)											
		54	18	49	17	45	16	32	14	40			
		8	19	9	14	8	18	8	18	42		P	
		62	37	58	31	53	34	40	32	82			
		4 C 7 28	1 B 8 8	4 D 6 24	1 C 7 7	4 D 6 24	1 C 7 7	4 P 4 16	1 C 7 7	6 O 10 60	26	181 6.96	
		SGPI: SEM-I: 6.20 ; SEM-II: 5.94 ; SEM-III: 6.81 ; SEM-IV: 7.46 ; SEM-V: 7.78 ; SEM-VI: 6.54 ; SEM-VII: 6.52 ; CGPI: 6.78											
/-- FEMALE, #- 0.229,@- 0.5042,@- 0.5043,*- 0.5045,ADC- ADMISSIION CANCELLED, RR- RESERVED, --- FAILS IN THEORY OR PRACTICAL RLE- RESERVE FOR LOWER EXAMINATION, RPV- PROVISIONAL, RCC- 0.5050, A.ABS- ABSENT, F- FAILS, P- PASSES, NULL- NULL & VOID G:grade GP:gradepoints C:credits CP:credit points CGPI:Cumulative Grade Performance Index 腓G:sum of product of credits & grades 腓:sum of credit points SGPI: 腓G/腓 MARKS : >=80 >=75 and <80 >=70 and <75 >=60 and <70 >=50 and <60 >=45 and <50 >=40 and < 45 <40 GRADE : O A B C D E P F GRADE POINT : 10 9 8 7 6 5 4 0													


SEAT_NO	NAME	Course-I		Course-II		Course-III		Course-IV		Course-V	RESULT	REMARK
		Th(80/32)	Tw(25/10)	Th(80/32)	Tw(25/10)	Th(80/32)	Tw(25/10)	Th(80/32)	Tw(25/10)	Tw(50/20)		
		In(20/08)	Or(25/10)	In(20/08)	Or(25/10)	In(20/08)	Or(25/10)	In(20/08)	Or(25/10)	Or(50/20)		
		Tot	Tot	Tot	Tot	Tot	Tot	Tot	Tot	Tot		
		C G GP C*G	C G GP C*G	C G GP C*G	C G GP C*G	C G GP C*G	C G GP C*G	C G GP C*G	C G GP C*G	C G GP C*G	非	非 G SGPI
1. ETC801	WIRELESS NETWORKS	2. ETC802		SATELLITE COMM. & NETWOR		3. ETC803		INTERNET & VOICE COMM.				
4. ELECTIVE-II	SUBJECT	5. ETP801		PROJECT (STAGE II)								
10183120	/SHETTY SHRISHTI GUNAPAL LATA	(ELECTIVE: ETE802:TELECOM NETWORK MAI AGEMENT)										
60	13	53	14	45	14	47	13	39				
9	12	14	20	8	14	8	17	38			P	
69	25	67	34	53	28	55	30	77				
4 C 7 28	1 D 6 6	4 C 7 28	1 C 7 7	4 D 6 24	1 D 6 6	4 D 6 24	1 C 7 7	6 A 9 54			26	184 7.08
SGPI: SEM-I: 6.15 ; SEM-II: 7.26 ; SEM-III: 5.77 ; SEM-IV: 5.75 ; SEM-V: 7.15 ; SEM-VI: 6.75 ; SEM-VII: 7.04 ; CGPI: 6.62												
10183121	SHINGRE RUSHIKESH GAJANAN DARSHANA	(ELECTIVE: ETE802:TELECOM NETWORK MANAGEMENT)										
39	10	33	10	33	10	33	10	37				
8	12	14	18	12	11	8	17	38			P	
47	22	47	28	45	21	41	27	75				
4 E 5 20	1 P 4 4	4 E 5 20	1 D 6 6	4 E 5 20	1 P 4 4	4 P 4 16	1 D 6 6	6 A 9 54			26	150 5.77
SGPI: SEM-I: 6.59 ; SEM-II: 6.24 ; SEM-III: 5.92 ; SEM-IV: 5.29 ; SEM-V: 5.48 ; SEM-VI: 4.89 ; SEM-VII: 5.19 ; CGPI: 5.67												
10183122	SHROTE AMIT RAMESH VAISHALI	(ELECTIVE: ETE802:TELECOM NETWORK MANAGEMENT)										
58	14	50	14	51	14	44	14	37				
8	14	13	17	11	16	8	17	39			P	
66	28	63	31	62	30	52	31	76				
4 C 7 28	1 D 6 6	4 C 7 28	1 C 7 7	4 C 7 28	1 C 7 7	4 D 6 24	1 C 7 7	6 A 9 54			26	189 7.27
SGPI: SEM-I: 7.52 ; SEM-II: 7.09 ; SEM-III: 6.50 ; SEM-IV: 6.46 ; SEM-V: 6.63 ; SEM-VI: 6.25 ; SEM-VII: 6.44 ; CGPI: 6.77												
10183123	SINGH SHIVA DHUPNARAYAN SANGITA	(ELECTIVE: ETE802:TELECOM NETWORK MANAGEMENT)										
62	15	61	16	26 *	15	45	17	45				
11	21	14	17	14	20	14	20	42			P	
73	36	75	33	40	35	59	37	87				
4 B 8 32	1 B 8 8	4 A 9 36	1 C 7 7	4 E 5 20	1 B 8 8	4 D 6 24	1 B 8 8	6 O 10 60			26	203 7.81
SGPI: SEM-I: 5.15 ; SEM-II: 5.13 ; SEM-III: 5.00 ; SEM-IV: 5.21 ; SEM-V: 7.26 ; SEM-VI: 7.04 ; SEM-VII: 7.93 ; CGPI: 6.32												
7-- FEMALE; #-- 0.229; @-- 0.5042; @-- 0.5043; *-- 0.5045; ADC-- ADMISSION CANCELLED; RR-- RESERVED; --- FAILS IN THEORY OR PRACTICAL												
RLE- RESERVE FOR LOWER EXAMINATION, RPV- PROVISIONAL, RCC- 0.5050, A.ABS- ABSENT, F- FAILS, P- PASSES, NULL- NULL & VOID												
G:grade GP:grade points C:credits CP:credit points CGPI:Cumulative Grade Performance Index												
非G:sum of product of credits & grades 非:sum of credit points SGPI: 非G/非												
MARKS	: >=80	>=75 and <80	>=70 and <75	>=60 and <70	>=50 and <60	>=45 and <50	>=40 and < 45	<40				
GRADE	: O	A	B	C	D	E	P	F				
GRADE POINT	: 10	9	8	7	6	5	4	0				

SEAT_NO	NAME										RESULT	REMARK	
<----- Course-I ----->		<----- Course-II ----->			<----- Course-III ----->			<----- Course-IV ----->			< Course-V >		
Th(80/32)	Tw(25/10)	Th(80/32)	Tw(25/10)	Th(80/32)	Tw(25/10)	Th(80/32)	Tw(25/10)	Th(80/32)	Tw(25/10)	Tw(50/20)			
In(20/08)	Or(25/10)	In(20/08)	Or(25/10)	In(20/08)	Or(25/10)	In(20/08)	Or(25/10)	In(20/08)	Or(25/10)	Or(50/20)			
Tot	Tot	Tot	Tot	Tot	Tot	Tot	Tot	Tot	Tot	Tot			
C G GP C*G	C G GP C*G	C G GP C*G	C G GP C*G	C G GP C*G	C G GP C*G	C G GP C*G	C G GP C*G	C G GP C*G	C G GP C*G	C G GP C*G	非	非 G SGPI	
1. ETC801	WIRELESS NETWORKS	2. ETC802	SATELLITE COMM.& NETWOR	3. ETC803	INTERNET & VOICE COMM.								
4. ELECTIVE-II SUBJECT		5. ETP801	PROJECT (STAGE II)										
-----													
10183124 /TATKARE DIVYA SATISH SHOBHA (ELECTIVE: ETE802:TELECOM NETWORK MANAGEMENT)													
54	13	38	14	63	13	39	13	45					
9	20	12	15	12	18	12	20	47				P	
63	33	50	29	75	31	51	33	92					
4 C 7 28	1 C 7 7	4 D 6 24	1 D 6 6	4 A 9 36	1 C 7 7	4 D 6 24	1 C 7 7	6 O 10 60	26	199	7.65		
SGPI: SEM-I: 7.67 ; SEM-II: 8.67 ; SEM-III: 7.46 ; SEM-IV: 8.93 ; SEM-V: 8.89 ; SEM-VI: 9.07 ; SEM-VII: 7.48 ; CGPI: 8.23													
-----													
10183125 /THAKUR SIDDHI GAJANAN GEETANJALI (ELECTIVE: ETE802:TELECOM NETWORK MANAGEMENT)													
47	14	50	15	48	14	44	14	44					
8	15	13	18	12	16	9	18	45				P	
55	29	63	33	60	30	53	32	89					
4 D 6 24	1 D 6 6	4 C 7 28	1 C 7 7	4 C 7 28	1 C 7 7	4 D 6 24	1 C 7 7	6 O 10 60	26	191	7.35		
SGPI: SEM-I: 6.37 ; SEM-II: 7.26 ; SEM-III: 6.42 ; SEM-IV: 7.61 ; SEM-V: 7.93 ; SEM-VI: 8.29 ; SEM-VII: 7.41 ; CGPI: 7.33													
-----													
10183126 /TIWARI JAGRUTI GYANESHWAR MANJU (ELECTIVE: ETE802:TELECOM NETWORK MANAGEMENT)													
54	11	56	13	50	13	48	15	40					
9	17	13	18	12	17	12	16	40				P	
63	28	69	31	62	30	60	31	80					
4 C 7 28	1 D 6 6	4 C 7 28	1 C 7 7	4 C 7 28	1 C 7 7	4 C 7 28	1 C 7 7	6 O 10 60	26	199	7.65		
SGPI: SEM-I: 6.52 ; SEM-II: 6.19 ; SEM-III: 5.38 ; SEM-IV: 6.18 ; SEM-V: 7.30 ; SEM-VI: 6.61 ; SEM-VII: 7.19 ; CGPI: 6.63													
-----													
10183127 TIWARI SHUBHAM RAJESHNATH SHUBASANI (ELECTIVE: ETE802:TELECOM NETWORK MANAGEMENT)													
71	11	50	13	41	12	41	11	36					
8	18	8	14	8	16	8	18	42				P	
79	29	58	27	49	28	49	29	78					
4 A 9 36	1 D 6 6	4 D 6 24	1 D 6 6	4 E 5 20	1 D 6 6	4 E 5 20	1 D 6 6	6 A 9 54	26	178	6.85		
SGPI: SEM-I: 8.33 ; SEM-II: 8.13 ; SEM-III: 8.62 ; SEM-IV: 9.46 ; SEM-V: 9.44 ; SEM-VI: 8.00 ; SEM-VII: 6.04 ; CGPI: 8.11													
-----													
7-- FEMALE, #-0.229,@-0.5042,@-0.5043,*-0.5045,ADC--ADMISSION CANCELLED, RR--RESERVED, --- FAILS IN THEORY OR PRACTICAL													
RLE- RESERVE FOR LOWER EXAMINATION, RPV- PROVISIONAL, RCC- 0.5050, A.ABS- ABSENT, F- FAILS, P- PASSES, NULL- NULL & VOID													
G:grade GP:grade points C:credits CP:credit points CGPI:Cumulative Grade Performance Index													
非G:sum of product of credits & grades 非:sum of credit points SGPI: 非G/非													
MARKS	: >=80	>=75 and <80	>=70 and <75	>=60 and <70	>=50 and <60	>=45 and <50	>=40 and < 45	<40					
GRADE	: O	A	B	C	D	E	P	F					
GRADE POINT	: 10	9	8	7	6	5	4	0					



SEAT_NO	NAME	Course-I		Course-II		Course-III		Course-IV		Course-V	RESULT	REMARK
		Th(80/32)	Tw(25/10)	Th(80/32)	Tw(25/10)	Th(80/32)	Tw(25/10)	Th(80/32)	Tw(25/10)	Tw(50/20)		
		In(20/08)	Or(25/10)	In(20/08)	Or(25/10)	In(20/08)	Or(25/10)	In(20/08)	Or(25/10)	Or(50/20)		
		Tot	Tot	Tot	Tot	Tot	Tot	Tot	Tot	Tot		
		C G GP C*G	C G GP C*G	C G GP C*G	C G GP C*G	C G GP C*G	C G GP C*G	C G GP C*G	C G GP C*G	C G GP C*G	非	非 G SGPI
1. ETC801	WIRELESS NETWORKS			2. ETC802	SATELLITE COMM.& NETWOR	3. ETC803	INTERNET & VOICE COMM.					
4. ELECTIVE-II	SUBJECT			5. ETP801	PROJECT (STAGE II)							
10183128	TRIPATHI ADARSH LALJI NEELAM	(ELECTIVE: ETE802:TELECOM NETWORK MANAGEMENT)										
		50	18	58	19	41	18	41	19	47		
		11	21	13	17	13	19	8	18	45	P	
		61	39	71	36	54	37	49	37	92		
		4 C 7 28	1 A 9 9	4 B 8 32	1 B 8 8	4 D 6 24	1 B 8 8	4 E 5 20	1 B 8 8	6 O 10 60	26	197 7.58
		SGPI: SEM-I: 6.19 ; SEM-II: 6.00 ; SEM-III: 6.31 ; SEM-IV: 6.04 ; SEM-V: 8.26 ; SEM-VI: 8.46 ; SEM-VII: 7.22 ; CGPI: 7.01										
10183129	/UIKE POURNIMA VIJAY LALITA	(ELECTIVE: ETE802:TELECOM NETWORK MANAGEMENT)										
		50	20	53	19	47	20	49	19	39		
		10	18	12	16	9	17	9	18	36	P	
		60	38	65	35	56	37	58	37	75		
		4 C 7 28	1 A 9 9	4 C 7 28	1 B 8 8	4 D 6 24	1 B 8 8	4 D 6 24	1 B 8 8	6 A 9 54	26	191 7.35
		(DIPLOMA STUDENT) SGPI: SEM-III: 5.54 ; SEM-IV: 4.68 ; SEM-V: 5.96 ; SEM-VI: 5.32 ; SEM-VII: 6.67 ; CGPI: 5.92										
10183130	VARANASI SRI CHAKRADHAR RAVIKUMAR NAGA PADMAJA	(ELECTIVE: ETE802:TELECOM NETWORK MANAGEMENT)										
		56	19	47	20	45	19	35	19	47		
		12	19	16	20	13	21	13	19	45	P	
		68	38	63	40	58	40	48	38	92		
		4 C 7 28	1 A 9 9	4 C 7 28	1 O 10 10	4 D 6 24	1 O 10 10	4 E 5 20	1 A 9 9	6 O 10 60	26	198 7.62
		SGPI: SEM-I: 5.54 ; SEM-II: 6.24 ; SEM-III: 6.15 ; SEM-IV: 7.32 ; SEM-V: 7.81 ; SEM-VI: 7.54 ; SEM-VII: 7.78 ; CGPI: 7.00										
10183131	WAGHMARE PRASAD DILIP PRITI	(ELECTIVE: ETE802:TELECOM NETWORK MANAGEMENT)										
		52	14	55	15	46	14	41	14	45		
		10	20	15	19	11	16	12	18	40	P	
		62	34	70	34	57	30	53	32	85		
		4 C 7 28	1 C 7 7	4 B 8 32	1 C 7 7	4 D 6 24	1 C 7 7	4 D 6 24	1 C 7 7	6 O 10 60	26	196 7.54
		SGPI: SEM-I: 6.37 ; SEM-II: 6.30 ; SEM-III: 6.65 ; SEM-IV: 7.61 ; SEM-V: 8.59 ; SEM-VI: 7.93 ; SEM-VII: 7.96 ; CGPI: 7.37										
/- FEMALE, #- 0.229,@- 0.5042,@- 0.5043,* - 0.5045,ADC- ADMISSION CANCELLED, RR- RESERVED, -- FAILS IN THEORY OR PRACTICAL RLE- RESERVE FOR LOWER EXAMINATION, RPV- PROVISIONAL, RCC- 0.5050, A.ABS- ABSENT, F- FAILS, P- PASSES, NULL- NULL & VOID G:grade GP:gradepoints C:credits CP:credit points CGPI:Cumulative Grade Performance Index 非G:sum of product of credits & grades 非:sum of credit points SGPI: 非G/非												
MARKS	:	>=80	>=75 and <80	>=70 and <75	>=60 and <70	>=50 and <60	>=45 and <50	>=40 and <45	<40			
GRADE	:	O	A	B	C	D	E	P	F			
GRADE POINT	:	10	9	8	7	6	5	4	0			

SEAT NO	NAME	Course-I		Course-II		Course-III		Course-IV		Course-V	RESULT	REMARK
		Th(80/32)	Tw(25/10)	Th(80/32)	Tw(25/10)	Th(80/32)	Tw(25/10)	Th(80/32)	Tw(25/10)	Tw(50/20)		
		In(20/08)	Or(25/10)	In(20/08)	Or(25/10)	In(20/08)	Or(25/10)	In(20/08)	Or(25/10)	Or(50/20)		
		Tot	Tot	Tot	Tot	Tot	Tot	Tot	Tot	Tot		
		C G GP C*G	C G GP C*G	C G GP C*G	C G GP C*G	C G GP C*G	C G GP C*G	C G GP C*G	C G GP C*G	C G GP C*G	腓	腓 G SGPI
1. ETC801	WIRELESS NETWORKS			2. ETC802		SATELLITE COMM. & NETWOR		3. ETC803		INTERNET & VOICE COMM.		
4. ELECTIVE-II SUBJECT				5. ETP801		PROJECT (STAGE II)						
10183132	/WAYANGANKAR SNEHA SANDEEP LATA	(ELECTIVE: ETE802:TELECOM NETWORK MANAGEMENT)										
50	12	40	12	42	12	44	12	39				
9	16	11	19	9	14	8	16	38			P	
59	28	51	31	51	26	52	28	77				
4 D 6 24	1 D 6 6	4 D 6 24	1 C 7 7	4 D 6 24	1 D 6 6	4 D 6 24	1 D 6 6	6 A 9 54			26	175 6.73
SGPI: SEM-I: 6.56 ; SEM-II: 6.96 ; SEM-III: 7.31 ; SEM-IV: 7.25 ; SEM-V: 5.93 ; SEM-VI: 6.32 ; SEM-VII: 6.15 ; CGPI: 6.65 @0.10												
10183133	YOGEESWARAR STEPHEN ALAGIAH SEETHALAKSHMI	(ELECTIVE: ETE802:TELECOM NETWORK MANAGEMENT)										
52	15	53	17	79	16	53	15	45				
13	18	14	18	14	18	11	19	41			P	
65	33	67	35	93	34	64	34	86				
4 C 7 28	1 C 7 7	4 C 7 28	1 B 8 8	4 O 10 40	1 C 7 7	4 C 7 28	1 C 7 7	6 O 10 60			26	213 8.19
SGPI: SEM-I: 7.37 ; SEM-II: 7.81 ; SEM-III: 7.50 ; SEM-IV: 7.96 ; SEM-V: 8.19 ; SEM-VI: 7.96 ; SEM-VII: 6.93 ; CGPI: 7.74 @0.01												
/- FEMALE, #- 0.229,@- 0.5042,@- 0.5043,* - 0.5045,ADC- ADMISSION CANCELLED, RR- RESERVED, -- FAILS IN THEORY OR PRACTICAL RLE- RESERVE FOR LOWER EXAMINATION, RPV- PROVISIONAL, RCC- 0.5050, A.ABS- ABSENT, F- FAILS, P- PASSES, NULL- NULL & VOID G:grade GP:grade points C:credits CP:credit points CGPI:Cumulative Grade Performance Index 腓G:sum of product of credits & grades 腓:sum of credit points SGPI: 腓G/腓												
MARKS	: >=80	>=75 and <80	>=70 and <75	>=60 and <70	>=50 and <60	>=45 and <50	>=40 and <45	<40				
GRADE	: 0	A	B	C	D	E	P	F				
GRADE POINT	: 10	9	8	7	6	5	4	0				



Dr. Vikas Gupta

(HoD, EXTC)

HEAD

Dept of Electronics and  
Telecommunication Engg.,  
Vidya Vardhini's College of  
Engineering & Technology  
Vasai Road 401 202,



Date:- 05/07/2019

**VIDYAVARDHINI'S COLLEGE OF ENGG. & TECH. VASAI ROAD****Result of B.E.(Computer Engg.)/Semester VIII( CBSGS) May-2019**

	VCET	University
Number of Candidates Registered	80	
Admitted	80	
Absent	Nil	
Appeared	80	
Passed	78	
RLE	02	
Fail	00	
PPR	Nil	
Pass Percentage	100%	96.63%

**Meritorious students (May -- 2019 )**

Sr. No.	Seat No.	Name	CGPI	VCET pass%	VCET Rank
01	7183435	/Trivedi Haet Nirav Smita	9.60	83.04	1 <sup>st</sup>
02	7183400	/Naik Juiely Umesh Seema	9.50	82.30	2 <sup>nd</sup>
03	7183442	Yadav Sameer Jay Prakash Renu	9.23	80.30	3 <sup>rd</sup>
04	7183398	/Matkar Tanvi Madhukar Sunita	9.19	80	4 <sup>th</sup>
05	7183407	/Parekh Kalindi Vijesh Kavita	9.19	80	4 <sup>th</sup>
06	7183363	/Acharya Shreenidhi Vittala Shobha	9.13	79.56	5 <sup>th</sup>
07	7183431	Singh Anuj Dinesh Sunita	9.00	78.60	6 <sup>th</sup>
08	7183377	/Halim Najiba Raziuddin Fariha	8.94	78.16	7 <sup>th</sup>
09	7183409	/Pasalkar Anagha Sanjay Uma	8.93	78.08	8 <sup>th</sup>
10	7183414	/Phadke Maitreyee Vijay Shalaka	8.79	77.05	9 <sup>th</sup>
11	7183380	/Jha Shweta Mahanand Vandana	8.68	76.23	10 <sup>th</sup>

University Result Declared on : 04/07/2019

Exam. Section



UNIVERSITY OF MUMBAI

OFFICE REGISTER FOR THE B.E. (COMPUTER ENGINEERING) (SEM VIII) (CBSGS) EXAMINATION HELD IN MAY 2019  
 COLLEGE/CENTRE NAME: 466:VCET RESULT DATE :- JULY 04, 2019

SEAT_NO	NAME	<----- Course-I ----->	<----- Course-II ----->	<----- Course-III ----->	<----- Course-IV ----->	< Course-V >	< Course-VI >	RESULT	REMARK
		Th(80/32) Tw(25/10) In(20/08) Or(25/10) Tot	Th(80/32) Tw(25/10) In(20/08) Or(25/10) Tot	Th(80/32) Tw(25/10) In(20/08) Or(25/10) Tot	Th(80/32) Tw(25/10) In(20/08) Or(25/10) Tot	Th(80/32) Tw(25/10) In(20/08) Or(25/10) Tot	Tw(25/10) Tw(50/20) Or(50/20) Tot		
		C G GP C*G	C G GP C*G	C G GP C*G	C G GP C*G	C G GP C*G	C G GP C*G	排	排G SGPI
		1. CPC801 DATA WAREHOUSE & MINING		2. CPC802 HUMAN MACHINE INTERACT.		3. CPC803 PARALLEL AND DIST. SYS.			
		4. ELECTIVE-III SUBJECT		5. CPL801 CLOUD COMPUTING LABORAT		6. CPP802 PROJECT-II			
7183363 /ACHARYA SHREENIDHI VITTALA SHOBHA		(ELECTIVE: CPE8031:MACHINE LEARNING)							
66	22	63	20	52	22	54	21	18	45
18	22	17	22	19	23	17	23	--	43
84	44	80	42	71	45	71	44	18	88
4 O 10 40	1 O 10 10	4 O 10 40	1 O 10 10	4 B 8 32	1 O 10 10	4 B 8 32	1 O 10 10	1 B 8 8	6 O 10 60
SGPI: SEM-I: 8.19 ; SEM-II: 8.11 ; SEM-III: 9.29 ; SEM-IV: 9.00 ; SEM-V: 10.00 ; SEM-VI: 9.67 ; SEM-VII: 9.48 ;		CGPI: 9.13							
7183364 ANARSE TEJAS GANESH ASHWINI		(ELECTIVE: CPE8031:MACHINE LEARNING)							
53	22	52	22	48	22	53	20	21	38
16	22	17	22	17	21	15	21	--	37
69	44	69	44	65	43	68	41	21	75
4 C 7 28	1 O 10 10	4 C 7 28	1 O 10 10	4 C 7 28	1 O 10 10	4 C 7 28	1 O 10 10	1 O 10 10	6 A 9 54
SGPI: SEM-I: 7.11 ; SEM-II: 7.15 ; SEM-III: 7.86 ; SEM-IV: 6.86 ; SEM-V: 8.17 ; SEM-VI: 8.67 ; SEM-VII: 8.40 ;		CGPI: 7.78							
7183365 ANCHULE KIRAN DATTATRAYA MEERA		(ELECTIVE: CPE8031:MACHINE LEARNING)							
50	20	62	22	48	20	45	20	21	42
16	21	16	22	16	19	12	21	--	43
66	41	78	44	64	39	57	41	21	85
4 C 7 28	1 O 10 10	4 A 9 36	1 O 10 10	4 C 7 28	1 A 9 9	4 D 6 24	1 O 10 10	1 O 10 10	6 O 10 60
SGPI: SEM-I: 5.98 ; SEM-II: 6.09 ; SEM-III: 5.32 ; SEM-IV: 5.57 ; SEM-V: 7.29 ; SEM-VI: 6.88 ; SEM-VII: 7.72 ;		CGPI: 6.65 @0.10							
7183366 /BHALE REKHA BASAPPA RATNA		(ELECTIVE: CPE8031:MACHINE LEARNING)							
52	21	49	21	48	21	57	20	20	44
20	21	17	22	15	20	13	22	--	45
72	42	66	43	63	41	70	42	20	89
4 B 8 32	1 O 10 10	4 C 7 28	1 O 10 10	4 C 7 28	1 O 10 10	4 B 8 32	1 O 10 10	1 O 10 10	6 O 10 60
SGPI: SEM-I: 7.81 ; SEM-II: 7.44 ; SEM-III: 8.39 ; SEM-IV: 8.32 ; SEM-V: 9.00 ; SEM-VI: 7.92 ; SEM-VII: 8.60 ;		CGPI: 8.25							

/- FEMALE, #- 0.229, @- 0.5042, @- 0.5043, \* - 0.5045, ADC- ADMISSION CANCELLED, RR- RESERVED, -- FAILS IN THEORY OR PRACTICAL  
 RLE- RESERVE FOR LOWER EXAMINATION, RPV- PROVISIONAL, RCC- 0.5050, A.ABS- ABSENT, F- FAILS, P- PASSES, NULL- NULL & VOID  
 G:grade GP:grade points C:credits CP:credit points CGPI:Cumulative Grade Performance Index



SEAT_NO	NAME	<----- Course-I ----->			<----- Course-II ----->			<----- Course-III ----->			<----- Course-IV ----->			< Course-V >			< Course-VI >			RESULT	REMARK			
		Th(80/32)	Tw(25/10)	In(20/08)	Tot	Th(80/32)	Tw(25/10)	In(20/08)	Tot	Th(80/32)	Tw(25/10)	In(20/08)	Tot	Th(80/32)	Tw(25/10)	---	Tot	Tw(50/20)	Or(50/20)					
		C	G	GP	C*G	C	G	GP	C*G	C	G	GP	C*G	C	G	GP	C*G	C	G	GP	C*G	腓	腓G	SGPI

1. CPC801	DATA WAREHOUSE & MINING	2. CPC802	HUMAN MACHINE INTERACT.	3. CPC803	PARALLEL AND DIST. SYS.
4. ELECTIVE-III SUBJECT		5. CPL801	CLOUD COMPUTING LABORAT	6. CPP802	PROJECT-II

7183367 /BHATADE RACHANA GAJANAN SMITA (ELECTIVE: CPE8031:MACHINE LEARNING)

59	20	67	20	45	21	60	19	20	47	
20	20	17	21	18	21	13	19	--	47	P
79	40	84	41	63	42	73	38	20	94	
4 A 9 36	1 O 10 10	4 O 10 40	1 O 10 10	4 C 7 28	1 O 10 10	4 B 8 32	1 A 9 9	1 O 10 10	6 O 10 60	27 245 9.07

(DIPLOMA STUDENT) SGPI: SEM-III: 7.89 ; SEM-IV: 8.29 ; SEM-V: 9.17 ; SEM-VI: 8.50 ; SEM-VII: 8.72 ; CGPI: 8.61

7183368 BHUSAWAR AMEY JAGADISH MANJUSHA (ELECTIVE: CPE8031:MACHINE LEARNING)

46	21	49	22	50	21	45	19	22	44	
17	21	17	23	15	20	15	19	--	45	P
63	42	66	45	65	41	60	38	22	89	
4 C 7 28	1 O 10 10	4 C 7 28	1 O 10 10	4 C 7 28	1 O 10 10	4 C 7 28	1 A 9 9	1 O 10 10	6 O 10 60	27 221 8.19

SGPI: SEM-I: 5.94 ; SEM-II: 7.11 ; SEM-III: 6.29 ; SEM-IV: 6.07 ; SEM-V: 7.75 ; SEM-VI: 7.63 ; SEM-VII: 8.56 ; CGPI: 7.19

7183369 /CHAL RUBITA RAMPADA BANYA (ELECTIVE: CPE8031:MACHINE LEARNING)

49	22	53	21	55	21	42	19	20	47	
17	21	16	23	17	20	11	23	--	47	P
66	43	69	44	72	41	53	42	20	94	
4 C 7 28	1 O 10 10	4 C 7 28	1 O 10 10	4 B 8 32	1 O 10 10	4 D 6 24	1 O 10 10	1 O 10 10	6 O 10 60	27 222 8.22

SGPI: SEM-I: 7.04 ; SEM-II: 7.33 ; SEM-III: 7.64 ; SEM-IV: 7.21 ; SEM-V: 8.00 ; SEM-VI: 8.04 ; SEM-VII: 7.76 ; CGPI: 7.66 @0.09

7183370 /DALVI SANKETA SANTOSH SMITA (ELECTIVE: CPE8031:MACHINE LEARNING)

49	20	47	21	53	19	43	17	19	42	
17	20	15	22	18	19	13	19	--	43	P
66	40	62	43	71	38	56	36	19	85	
4 C 7 28	1 O 10 10	4 C 7 28	1 O 10 10	4 B 8 32	1 A 9 9	4 D 6 24	1 B 8 8	1 A 9 9	6 O 10 60	27 218 8.07

SGPI: SEM-I: 7.59 ; SEM-II: 6.70 ; SEM-III: 6.43 ; SEM-IV: 6.79 ; SEM-V: 8.58 ; SEM-VI: 6.88 ; SEM-VII: 7.36 ; CGPI: 7.30

/- FEMALE, #- 0.229, @- 0.5042, @- 0.5043, \* - 0.5045, ADC- ADMISSION CANCELLED, RR- RESERVED, -- FAILS IN THEORY OR PRACTICAL, RLE- RESERVE FOR LOWER EXAMINATION, RPV- PROVISIONAL, RCC- 0.5050, A.ABS- ABSENT, F- FAILS, P- PASSES, NULL- NULL & VOID  
 G:grade GP:grade points C:credits CP:credit points CGPI:Cumulative Grade Performance Index  
 †G:sum of product of credits & grades 腓:sum of credit points SGPI: 腓G/腓



OFFICE REGISTER FOR THE B.E. (COMPUTER ENGINEERING) (SEM VIII) (CBSGS) EXAMINATION HELD IN MAY 2019  
COLLEGE/CENTRE NAME: 466:VCET

RESULT DATE :- JULY 04, 2019

SEAT_NO	NAME	<----- Course-I ----->			<----- Course-II ----->			<----- Course-III ----->			<----- Course-IV ----->			< Course-V >			< Course-VI >			RESULT	REMARK			
		Th(80/32)	Tw(25/10)	In(20/08)	Tot	Th(80/32)	Tw(25/10)	In(20/08)	Tot	Th(80/32)	Tw(25/10)	In(20/08)	Tot	Th(80/32)	Tw(25/10)	---	Tot	Th(80/32)	Tw(50/20)	Or(50/20)	Tot			
		C G GP C*G	C G GP C*G	C G GP C*G	C G GP C*G	C G GP C*G	C G GP C*G	C G GP C*G	C G GP C*G	C G GP C*G	C G GP C*G	C G GP C*G	C G GP C*G	C G GP C*G	C G GP C*G	C G GP C*G	C G GP C*G	C G GP C*G	C G GP C*G	C G GP C*G		腓	腓G	SGPI
1. CPC801	DATA WAREHOUSE & MINING					2. CPC802	HUMAN MACHINE INTERACT.			3. CPC803	PARALLEL AND DIST. SYS.													
4. ELECTIVE-III SUBJECT						5. CPL801	CLOUD COMPUTING LABORAT			6. CPP802	PROJECT-II													
7183375	GAIKWAD ANISH ANKUSH ANKITA	(ELECTIVE: CPE8031:MACHINE LEARNING)																						
63	22	48	22	60	20	52	21	21	47															
16	22	17	21	17	20	12	21	--	47															
79	44	65	43	77	40	64	42	21	94															
4 A 9 36	1 O 10 10	4 C 7 28	1 O 10 10	4 A 9 36	1 O 10 10	4 C 7 28	1 O 10 10	1 O 10 10	6 O 10 60															
SGPI: SEM-I: 5.67 ; SEM-II: 5.33 ; SEM-III: 5.32 ; SEM-IV: 5.64 ; SEM-V: 7.29 ; SEM-VI: 7.83 ; SEM-VII: 7.88 ; CGPI: 6.72 @0.03																								
7183376	GANVIR ANIKET VIJAY ARCHANA	(ELECTIVE: CPE8031:MACHINE LEARNING)																						
60	21	51	22	58	22	49	21	20	47															
16	20	17	22	14	21	14	21	--	47															
76	41	68	44	72	43	63	42	20	94															
4 A 9 36	1 O 10 10	4 C 7 28	1 O 10 10	4 B 8 32	1 O 10 10	4 C 7 28	1 O 10 10	1 O 10 10	6 O 10 60															
SGPI: SEM-I: 6.11 ; SEM-II: 6.33 ; SEM-III: 7.29 ; SEM-IV: 7.29 ; SEM-V: 8.04 ; SEM-VI: 8.21 ; SEM-VII: 8.80 ; CGPI: 7.59																								
7183377	/HALIM NAJIBA RAZIUDDIN FARIHA	(ELECTIVE: CPE8031:MACHINE LEARNING)																						
59	21	61	23	44	23	51	22	23	47															
20	22	17	23	18	23	15	24	--	47															
79	43	78	46	62	46	66	46	23	94															
4 A 9 36	1 O 10 10	4 A 9 36	1 O 10 10	4 C 7 28	1 O 10 10	4 C 7 28	1 O 10 10	1 O 10 10	6 O 10 60															
SGPI: SEM-I: 7.59 ; SEM-II: 8.52 ; SEM-III: 9.43 ; SEM-IV: 9.25 ; SEM-V: 9.67 ; SEM-VI: 9.33 ; SEM-VII: 8.88 ; CGPI: 8.94																								
7183378	JAGAD PRATIK DEEPAK MEENAKSHI	(ELECTIVE: CPE8031:MACHINE LEARNING)																						
51	21	52	20	44	19	41	18	18	40															
20	20	13	19	14	19	15	17	--	41															
71	41	65	39	58	38	56	35	18	81															
4 B 8 32	1 O 10 10	4 C 7 28	1 A 9 9	4 D 6 24	1 A 9 9	4 D 6 24	1 B 8 8	1 B 8 8	6 O 10 60															
SGPI: SEM-I: 6.35 ; SEM-II: 6.93 ; SEM-III: 6.54 ; SEM-IV: 5.46 ; SEM-V: 6.29 ; SEM-VI: 6.33 ; SEM-VII: 6.96 ; CGPI: 6.59																								

/- FEMALE, #- 0.229, @- 0.5042, @- 0.5043, \* - 0.5045, ADC- ADMISSION CANCELLED, RR- RESERVED, -- FAILS IN THEORY OR PRACTICAL  
RLE- RESERVE FOR LOWER EXAMINATION, RPV- PROVISIONAL, RCC- 0.5050, A.ABS- ABSENT, F- FAILS, P- PASSES, NULL- NULL & VOID  
CGPI: Cumulative Grade Performance Index



OFFICE REGISTER FOR THE B.E. (COMPUTER ENGINEERING) (SEM VIII) (CBSGS) EXAMINATION HELD IN MAY 2019

RESULT DATE :- JULY 04, 2019

COLLEGE/CENTRE NAME:466:VCET

SEAT_NO	NAME	<----- Course-I ----->		<----- Course-II ----->		<----- Course-III ----->		<----- Course-IV ----->		< Course-V >		< Course-VI >		RESULT	REMARK
		Th(80/32)	Tw(25/10)	Th(80/32)	Tw(25/10)	Th(80/32)	Tw(25/10)	Th(80/32)	Tw(25/10)	Tw(25/10)	Tw(50/20)	Tw(50/20)			
		In(20/08)	Or(25/10)	In(20/08)	Or(25/10)	In(20/08)	Or(25/10)	In(20/08)	Or(25/10)	---	Or(50/20)	Or(50/20)			
		Tot	Tot	Tot	Tot	Tot	Tot	Tot	Tot	Tot	Tot	Tot			
		C G GP C*G	C G GP C*G	C G GP C*G	C G GP C*G	C G GP C*G	C G GP C*G	C G GP C*G	C G GP C*G	C G GP C*G	C G GP C*G	C G GP C*G			
1. CPC801	DATA WAREHOUSE & MINING														
2. CPC802	HUMAN MACHINE INTERACT.														
3. CPC803	PARALLEL AND DIST. SYS.														
4. ELECTIVE-III SUBJECT															
5. CPL801	CLOUD COMPUTING LABORAT														
6. CPP802	PROJECT-II'														
7183379	JHA AMITKUMAR UPENDRA KUMUD	(ELECTIVE: CPE8031:MACHINE LEARNING)													
		53	21	48	23	32	22	50	19	23	47				
		19	20	15	23	14	22	14	21	--	47			P	
		72	41	63	46	46	44	64	40	23	94				
		4 B 8 32	1 O 10 10	4 C 7 28	1 O 10 10	4 E 5 20	1 O 10 10	4 C 7 28	1 O 10 10	1 O 10 10	6 O 10 60			27	218 8.07
		SGPI: SEM-I: 8.44 ; SEM-II: 7.52 ; SEM-III: 8.29 ; SEM-IV: 7.21 ; SEM-V: 8.12 ; SEM-VI: 8.29 ; SEM-VII: 8.72 ; CGPI: 8.08													
7183380	JHA SHWETA MAHANAND VANDANA	(ELECTIVE: CPE8031:MACHINE LEARNING)													
		48	21	59	23	54	23	40	24	21	48				
		20	21	19	22	17	22	17	24	--	47			P	
		68	42	78	45	71	45	57	48	21	95				
		4 C 7 28	1 O 10 10	4 A 9 36	1 O 10 10	4 B 8 32	1 O 10 10	4 D 6 24	1 O 10 10	1 O 10 10	6 O 10 60			27	230 8.52
		SGPI: SEM-I: 8.04 ; SEM-II: 8.19 ; SEM-III: 9.11 ; SEM-IV: 8.57 ; SEM-V: 8.92 ; SEM-VI: 8.38 ; SEM-VII: 9.68 ; CGPI: 8.68													
7183381	JOSHI YASH NIRANJAN ARATI	(ELECTIVE: CPE8031:MACHINE LEARNING)													
		49	21	40	17	40	20	40	18	17	40				
		17	20	16	22	11	19	12	18	--	41			P	
		66	41	56	39	51	39	52	36	17	81				
		4 C 7 28	1 O 10 10	4 D 6 24	1 A 9 9	4 D 6 24	1 A 9 9	4 D 6 24	1 B 8 8	1 C 7 7	6 O 10 60			27	203 7.52
		SGPI: SEM-I: 5.19 ; SEM-II: 6.67 ; SEM-III: 5.00 ; SEM-IV: 5.57 ; SEM-V: 6.13 ; SEM-VI: 6.00 ; SEM-VII: 7.28 ; CGPI: 6.17													
7183382	KADAM AMIT GANPAT SUVARNA	(ELECTIVE: CPE8031:MACHINE LEARNING)													
		55	20	63	21	41	21	41	18	20	44				
		17	20	16	22	15	20	9	17	--	44			P	
		72	40	79	43	56	41	50	35	20	88				
		4 B 8 32	1 O 10 10	4 A 9 36	1 O 10 10	4 D 6 24	1 O 10 10	4 D 6 24	1 B 8 8	1 O 10 10	6 O 10 60			27	224 8.30
		SGPI: SEM-III: 5.54 ; SEM-IV: 5.57 ; SEM-V: 7.42 ; SEM-VI: 5.92 ; SEM-VII: 7.52 ; CGPI: 6.71 @0.04													
		(DIPLOMA STUDENT)													

/- FEMALE, #- 0.229, @- 0.5042, @- 0.5043, \*- 0.5045, ADC- ADMISSION CANCELLED, RR- RESERVED, -- FAILS IN THEORY OR PRACTICAL  
 RLE- RESERVE FOR LOWER EXAMINATION, RPV- PROVISIONAL, RCC- 0.5050, A.ABS- ABSENT, F- FAILS, P- PASSES, NULL- NULL & VOID  
 C:credits, CP:credit points, CGPI:Cumulative Grade Performance Index





OFFICE REGISTER FOR THE B.E. (COMPUTER ENGINEERING) (SEM VIII) (CBSGS) EXAMINATION HELD IN MAY 2019  
COLLEGE/CENTRE NAME: 466:VCET RESULT DATE :- JULY 04, 2019

SEAT NO	NAME	<----- Course-I ----->		<----- Course-II ----->		<----- Course-III ----->		<----- Course-IV ----->		< Course-V >		< Course-VI >		RESULT	REMARK
		Th(80/32)	Tw(25/10)	Th(80/32)	Tw(25/10)	Th(80/32)	Tw(25/10)	Th(80/32)	Tw(25/10)	Tw(25/10)	Tw(50/20)	Tw(50/20)			
		In(20/08)	Or(25/10)	In(20/08)	Or(25/10)	In(20/08)	Or(25/10)	In(20/08)	Or(25/10)	---	Or(50/20)	Or(50/20)			
		Tot	Tot	Tot	Tot	Tot	Tot	Tot	Tot	Tot	Tot	Tot			
		C G GP C*G	C G GP C*G	C G GP C*G	C G GP C*G	C G GP C*G	C G GP C*G	C G GP C*G	C G GP C*G	C G GP C*G	C G GP C*G	C G GP C*G		非 非G SGPI	
1. CPC801	DATA WAREHOUSE & MINING			2. CPC802	HUMAN MACHINE INTERACT.			3. CPC803	PARALLEL AND DIST. SYS.						
4. ELECTIVE-III SUBJECT				5. CPL801	CLOUD COMPUTING LABORAT			6. CPP802	PROJECT-II						
7183387	KHUNT AMAN PARAS CHANDRIKA	(ELECTIVE: CPE8031:MACHINE LEARNING)													
42	20	35	23	43	20	45	20	20	45					P	
17	20	14	21	12	19	13	19	--	46						
59	40	49	44	55	39	58	39	20	91						
4 D 6 24	1 O 10 10	4 E 5 20	1 O 10 10	4 D 6 24	1 A 9 9	4 D 6 24	1 A 9 9	1 O 10 10	6 O 10 60					27	200 7.41
SGPI: SEM-I: 6.78 ; SEM-II: 5.91 ; SEM-III: 6.07 ; SEM-IV: 5.21 ; SEM-V: 7.04 ; SEM-VI: 6.67 ; SEM-VII: 6.60 ; CGPI: 6.46															
7183388	/KOKRE SNEHAL DADASAHEB SATVASHILA	(ELECTIVE: CPE8031:MACHINE LEARNING)													
43	20	41	21	39	20	32	19	22	38					P	
11	19	13	21	13	19	13	19	--	36						
54	39	54	42	52	39	45	38	22	74						
4 D 6 24	1 A 9 9	4 D 6 24	1 O 10 10	4 D 6 24	1 A 9 9	4 E 5 20	1 A 9 9	1 O 10 10	6 B 8 48					27	187 6.93
(DIPLOMA STUDENT) SGPI: SEM-III: 5.43 ; SEM-IV: 5.04 ; SEM-V: 5.96 ; SEM-VI: 5.71 ; SEM-VII: 6.44 ; CGPI: 5.92															
7183389	KUCHA RAHUL MAHESH MANJULA	(ELECTIVE: CPE8031:MACHINE LEARNING)													
48	20	32	22	35	22	39	19	22	45					P	
19	21	16	21	17	21	13	18	--	45						
67	41	48	43	52	43	52	37	22	90						
4 C 7 28	1 O 10 10	4 E 5 20	1 O 10 10	4 D 6 24	1 O 10 10	4 D 6 24	1 B 8 8	1 O 10 10	6 O 10 60					27	204 7.56
SGPI: SEM-I: 5.93 ; SEM-II: 7.07 ; SEM-III: 6.71 ; SEM-IV: 6.11 ; SEM-V: 6.79 ; SEM-VI: 6.79 ; SEM-VII: 7.52 ; CGPI: 6.81															
7183390	LAD YASH RAJENDRA ARCHANA	(ELECTIVE: CPE8031:MACHINE LEARNING)													
45	20	50	20	32	19	49	17	22	40					P	
17	20	15	20	14	18	12	15	--	40						
62	40	65	40	46	37	61	32	22	80						
4 C 7 28	1 O 10 10	4 C 7 28	1 O 10 10	4 E 5 20	1 B 8 8	4 C 7 28	1 C 7 7	1 O 10 10	6 O 10 60					27	209 7.74
SGPI: SEM-I: 6.17 ; SEM-II: 5.81 ; SEM-III: 4.75 ; SEM-IV: 5.39 ; SEM-V: 6.54 ; SEM-VI: 6.71 ; SEM-VII: 6.84 ; CGPI: 6.24															

/- FEMALE, #- 0.229, @- 0.5042, @- 0.5043, \* - 0.5045, ADC- ADMISSION CANCELLED, RR- RESERVED, -- FAILS IN THEORY OR PRACTICAL  
RLE- RESERVE FOR LOWER EXAMINATION, RPV- PROVISIONAL, RCC- 0.5050, A.ABS- ABSENT, F- FAILS, P- PASSES, NULL- NULL & VOID  
CGPI: Cumulative Grade Performance Index



SEAT_NO	NAME	<----- Course-I ----->				<----- Course-II ----->				<----- Course-III ----->				<----- Course-IV ----->				< Course-V >				< Course-VI >				RESULT	REMARK
		Th(80/32)	Tw(25/10)	Th(80/32)	Tw(25/10)	Th(80/32)	Tw(25/10)	Th(80/32)	Tw(25/10)	Th(80/32)	Tw(25/10)	Th(80/32)	Tw(25/10)	Th(80/32)	Tw(25/10)	Tw(25/10)	Tw(50/20)	Tw(25/10)	Tw(50/20)	Tw(25/10)	Tw(50/20)						
		In(20/08)	Or(25/10)	In(20/08)	Or(25/10)	In(20/08)	Or(25/10)	In(20/08)	Or(25/10)	In(20/08)	Or(25/10)	In(20/08)	Or(25/10)	In(20/08)	Or(25/10)	---	Or(50/20)	---	Or(50/20)	---	Or(50/20)						
		Tot	Tot	Tot	Tot	Tot	Tot	Tot	Tot	Tot	Tot	Tot	Tot	Tot	Tot	Tot	Tot	Tot	Tot	Tot	Tot	排	排G	SGPI			
		C G GP C*G	C G GP C*G	C G GP C*G	C G GP C*G	C G GP C*G	C G GP C*G	C G GP C*G	C G GP C*G	C G GP C*G	C G GP C*G	C G GP C*G	C G GP C*G	C G GP C*G	C G GP C*G	C G GP C*G	C G GP C*G	C G GP C*G	C G GP C*G	C G GP C*G	C G GP C*G						

1. CPC801 DATA WAREHOUSE & MINING  
 4. ELECTIVE-III SUBJECT  
 2. CPC802 HUMAN MACHINE INTERACT.  
 5. CPL801 CLOUD COMPUTING LABORAT  
 3. CPC803  
 6. CPP802 PARALLEL AND DIST. SYS. PROJECT-II

7183391 LOHAR PRASHANT PARMESHWAR SUREKHA (ELECTIVE: CPE8031:MACHINE LEARNING)

47E	20E	54E	20E	38E	19E	32 24F	15E	22E	38E		
16E	19E	14E	20E	10E	18E	11E	17E	--	40E		
63	39	68	40	48	37	--	32	22	78		
4 C 7 28	1 A 9 9	4 C 7 28	1 O 10 10	4 E 5 20	1 B 8 8	-- -- --	1 C 7 7	1 O 10 10	6 A 9 54		

SGPI: SEM-III: 4.89 ; SEM-IV: 5.25 ; SEM-V: 6.00 ; SEM-VI: 6.25 ; SEM-VII: 5.84 ; CGPI: --5.88

(DIPLOMA STUDENT)

P  
27 190  
23 174 7.04 (Rev.m-19)

7183392 MAISURIA VARUN TARUN MINAN (ELECTIVE: CPE8031:MACHINE LEARNING)

35	20	42	22	47	22	41	19	21	47		
18	20	16	21	13	21	14	19	--	47		P
53	40	58	43	60	43	55	38	21	94		
4 D 6 24	1 O 10 10	4 D 6 24	1 O 10 10	4 C 7 28	1 O 10 10	4 D 6 24	1 A 9 9	1 O 10 10	6 O 10 60	27 209	7.74

SGPI: SEM-I: 7.11 ; SEM-II: 7.33 ; SEM-III: 7.25 ; SEM-IV: 6.86 ; SEM-V: 7.67 ; SEM-VI: 7.17 ; SEM-VII: 8.20 ; CGPI: 7.42

7183393 MALANKAR SHUBHAM ARUN NEELIMA (ELECTIVE: CPE8031:MACHINE LEARNING)

52	21	56	23	62	20	61	21	22	47		
15	21	14	22	16	20	12	19	--	47		P
67	42	70	45	78	40	73	40	22	94		
4 C 7 28	1 O 10 10	4 B 8 32	1 O 10 10	4 A 9 36	1 O 10 10	4 B 8 32	1 O 10 10	1 O 10 10	6 O 10 60	27 238	8.81

SGPI: SEM-I: 6.89 ; SEM-II: 6.96 ; SEM-III: 5.61 ; SEM-IV: 6.07 ; SEM-V: 7.50 ; SEM-VI: 6.63 ; SEM-VII: 7.68 ; CGPI: 7.02

7183394 /MALI JETAL CHANDRAKANT DEEPIKA (ELECTIVE: CPE8031:MACHINE LEARNING)

45	21	53	21	33	22	50	20	22	40		
13	21	17	21	18	21	15	21	--	39		P
58	42	70	42	51	43	65	41	22	79		
4 D 6 24	1 O 10 10	4 B 8 32	1 O 10 10	4 D 6 24	1 O 10 10	4 C 7 28	1 O 10 10	1 O 10 10	6 A 9 54	27 212	7.85

SGPI: SEM-III: 7.07 ; SEM-IV: 7.54 ; SEM-V: 8.29 ; SEM-VI: 8.29 ; SEM-VII: 7.68 ; CGPI: 7.79

(DIPLOMA STUDENT)

/- FEMALE, #- 0.229, @- 0.5042, @- 0.5043, + - 0.5045, ADC- ADMISSION CANCELLED, RR- RESERVED, -- FAILS IN THEORY OR PRACTICAL  
 RLE- RESERVE FOR LOWER EXAMINATION, RPV- PROVISIONAL, RCC- 0.5050, A.ABS- ABSENT, F- FAILS, P- PASSES, NULL- NULL & VOID  
 CGPI: Cumulative Grade Performance Index





OFFICE REGISTER FOR THE B.E. (COMPUTER ENGINEERING) (SEM VIII) (CBSGS) EXAMINATION HELD IN MAY 2019  
 COLLEGE/CENTRE NAME: 466:VCET RESULT DATE :- JULY 04, 2019

SEAT_NO	NAME	<----- Course-I ----->	<----- Course-II ----->	<----- Course-III ----->	<----- Course-IV ----->	< Course-V >	< Course-VI >	RESULT	REMARK
		Th(80/32) Tw(25/10) In(20/08) Or(25/10) Tot	Th(80/32) Tw(25/10) In(20/08) Or(25/10) Tot	Th(80/32) Tw(25/10) In(20/08) Or(25/10) Tot	Th(80/32) Tw(25/10) In(20/08) Or(25/10) Tot	Tw(25/10) Or(25/10) Tot	Tw(25/10) Or(50/20) Tot		
		C G GP C*G	C G GP C*G	C G GP C*G	C G GP C*G	C G GP C*G	C G GP C*G	腓 腓G	SGPI
1. CPC801	DATA WAREHOUSE & MINING					3. CPC803	PARALLEL AND DIST. SYS.		
4. ELECTIVE-III SUBJECT			2. CPC802	HUMAN MACHINE INTERACT.	6. CPP802	PROJECT-II			
			5. CPL801	CLOUD COMPUTING LABORAT					
(ELECTIVE: CPE8031:MACHINE LEARNING)									
7183399	/MHATRE SNEHAL RAJENDRA NUTAN								
41		22	52	23	38	22	49	23	46
20		21	17	22	18	22	13	--	46
61		43	69	45	56	44	62	23	92
4 C 7 28	1 O 10 10	4 C 7 28	1 O 10 10	4 D 6 24	1 O 10 10	4 C 7 28	1 O 10 10	1 O 10 10	6 O 10 60
SGPI: SEM-I: 6.85 ; SEM-II: 6.54 ; SEM-III: 6.93 ; SEM-IV: 6.75 ; SEM-V: 7.67 ; SEM-VI: 8.04 ; SEM-VII: 8.48 ; CGPI: 7.42									
(ELECTIVE: CPE8031:MACHINE LEARNING)									
7183400	/NAIK JUIELY UMESH SEEMA								
50		23	61	23	55	23	54	23	47
20		21	17	22	20	23	16	--	47
70		44	78	45	75	46	70	23	94
4 B 8 32	1 O 10 10	4 A 9 36	1 O 10 10	4 A 9 36	1 O 10 10	4 B 8 32	1 O 10 10	1 O 10 10	6 O 10 60
SGPI: SEM-I: 8.89 ; SEM-II: 8.93 ; SEM-III: 10.00 ; SEM-IV: 9.57 ; SEM-V: 10.00 ; SEM-VI: 9.67 ; SEM-VII: 9.84 ; CGPI: 9.50									
(ELECTIVE: CPE8031:MACHINE LEARNING)									
7183401	NAIK VISHAL VILAS VIJAYA								
55		20	51	21	41	20	32	17	21
11		19	12	21	10	19	10	--	40
66		39	63	42	51	39	42	21	78
4 C 7 28	1 A 9 9	4 C 7 28	1 O 10 10	4 D 6 24	1 A 9 9	4 P 4 16	1 B 8 8	1 O 10 10	6 A 9 54
(DIPLOMA STUDENT) SGPI: SEM-III: 5.68 ; SEM-IV: 5.71 ; SEM-V: 6.46 ; SEM-VI: 6.08 ; SEM-VII: 6.12 ; CGPI: 6.22									
(ELECTIVE: CPE8031:MACHINE LEARNING)									
7183402	/NAKTE PRIYA PRAKASH CHHAYA								
51		21	33	23	45	20	44	19	21
18		21	13	21	16	20	14	--	43
69		42	46	44	61	40	58	21	85
4 C 7 28	1 O 10 10	4 E 5 20	1 O 10 10	4 C 7 28	1 O 10 10	4 D 6 24	1 A 9 9	1 O 10 10	6 O 10 60
(DIPLOMA STUDENT) SGPI: SEM-III: 6.68 ; SEM-IV: 6.46 ; SEM-V: 8.67 ; SEM-VI: 7.88 ; SEM-VII: 8.24 ; CGPI: 7.61									

/- FEMALE, #- 0.229, @- 0.5042, @- 0.5043, \* - 0.5045, ADC- ADMISSION CANCELLED, RR- RESERVED, -- FAILS IN THEORY OR PRACTICAL  
 RLE- RESERVE FOR LOWER EXAMINATION, RPV- PROVISIONAL, RCC- 0.5050, A.ABS- ABSENT, F- FAILS, P- PASSES, NULL- NULL & VOID  
 CP- credit points CGPI: Cumulative Grade Performance Index

SEAT_NO	NAME	Course-I		Course-II		Course-III		Course-IV		Course-V		Course-VI		RESULT	REMARK
		Th(80/32)	Tw(25/10)	Th(80/32)	Tw(25/10)	Th(80/32)	Tw(25/10)	Th(80/32)	Tw(25/10)	Tw(25/10)	Tw(50/20)	Tw(50/20)			
		In(20/08)	Or(25/10)	In(20/08)	Or(25/10)	In(20/08)	Or(25/10)	In(20/08)	Or(25/10)	---	Or(50/20)	Or(50/20)			
		Tot	Tot	Tot	Tot	Tot	Tot	Tot	Tot	Tot	Tot	Tot			
		C G GP C*G	C G GP C*G	C G GP C*G	C G GP C*G	C G GP C*G	C G GP C*G	C G GP C*G	C G GP C*G	C G GP C*G	C G GP C*G	C G GP C*G			
1. CPC801	DATA WAREHOUSE & MINING														
2. CPC802	HUMAN MACHINE INTERACT.														
3. CPC803	PARALLEL AND DIST. SYS.														
4. ELECTIVE-III SUBJECT															
5. CPL801	CLOUD COMPUTING LABORAT														
6. CPP802	PROJECT-II														
(ELECTIVE: CPE8031:MACHINE LEARNING)															
7183403	NIKUMBH AJAY SANJAY TANUJA														
		55	21	57	23	51	22	57	21	20	43	43		P	
		19	21	17	22	20	21	14	19	--	43	43			
		74	42	74	45	71	43	71	40	20	86	86			
		4 B 8 32	1 O 10 10	4 B 8 32	1 O 10 10	4 B 8 32	1 O 10 10	4 B 8 32	1 O 10 10	1 O 10 10	6 O 10 60	6 O 10 60		27	238 8.81
SGPI: SEM-I: 6.26 ; SEM-II: 6.98 ; SEM-III: 8.86 ; SEM-IV: 8.39 ; SEM-V: 9.00 ; SEM-VI: 8.79 ; SEM-VII: 8.88 ; CGPI: 8.25															
(ELECTIVE: CPE8031:MACHINE LEARNING)															
7183404	PALVE VISHAL KUNDLIK KUSUM														
		40	15	39	17	32	14	32	15	11	39	39		P	RLE
		14	15	13	18	8	13	9	15	--	39	39			
		54	30	52	35	40	27	41	30	11	78	78			
		4 D 6 24	1 C 7 7	4 D 6 24	1 B 8 8	4 P 4 16	1 D 6 6	4 P 4 16	1 C 7 7	1 P 4 4	6 A 9 54	6 A 9 54		27	166 6.15
SGPI: SEM-I: 5.52 ; SEM-II: 5.06 ; SEM-III: 5.07 ; SEM-IV: 4.57 ; SEM-V: 0.00 ; SEM-VI: 0.00 ; SEM-VII: 0.00 ; CGPI: --															
(ELECTIVE: CPE8031:MACHINE LEARNING)															
7183405	PANDIT CHINMAYEE MAHENDRA MAYURI														
		57	23	40	22	60	23	48	22	22	47	47		P	
		20	21	17	22	19	23	16	23	--	46	46			
		77	44	57	44	79	46	64	45	22	93	93			
		4 A 9 36	1 O 10 10	4 D 6 24	1 O 10 10	4 A 9 36	1 O 10 10	4 C 7 28	1 O 10 10	1 O 10 10	6 O 10 60	6 O 10 60		27	234 8.67
(DIPLOMA STUDENT) SGPI: SEM-III: 7.04 ; SEM-IV: 8.79 ; SEM-V: 9.25 ; SEM-VI: 8.92 ; SEM-VII: 8.92 ; CGPI: 8.60															
(ELECTIVE: CPE8031:MACHINE LEARNING)															
7183406	PANIKKASSERY NIKHIL SUGATHAN SUSHEELA														
		36	20	53	21	56	21	48	20	21	40	40		P	
		18	20	15	22	14	20	13	18	--	41	41			
		54	40	68	43	70	41	61	38	21	81	81			
		4 D 6 24	1 O 10 10	4 C 7 28	1 O 10 10	4 B 8 32	1 O 10 10	4 C 7 28	1 A 9 9	1 O 10 10	6 O 10 60	6 O 10 60		27	221 8.19
SGPI: SEM-I: 8.00 ; SEM-II: 6.96 ; SEM-III: 6.71 ; SEM-IV: 6.18 ; SEM-V: 7.58 ; SEM-VI: 6.42 ; SEM-VII: 7.24 ; CGPI: 7.16															

/- FEMALE, #- 0.229, @- 0.5042, @- 0.5043, \* - 0.5045, ADC- ADMISSION CANCELLED, RR- RESERVED, -- FAILS IN THEORY OR PRACTICAL  
 RLE- RESERVE FOR LOWER EXAMINATION, RPV- PROVISIONAL, RCC- 0.5050, A.ABS- ABSENT, F- FAILS, P- PASSES, NULL- NULL & VOID  
 CGPI: Cumulative Grade Performance Index



SEAT_NO	NAME	<----- Course-I ----->		<----- Course-II ----->		<----- Course-III ----->		<----- Course-IV ----->		< Course-V >		< Course-VI >		RESULT	REMARK
		Th(80/32)	Tw(25/10)	Th(80/32)	Tw(25/10)	Th(80/32)	Tw(25/10)	Th(80/32)	Tw(25/10)	Tw(25/10)	Tw(50/20)	Or(50/20)			
		In(20/08)	Or(25/10)	In(20/08)	Or(25/10)	In(20/08)	Or(25/10)	In(20/08)	Or(25/10)	---	Tot	Tot			
		Tot	Tot	Tot	Tot	Tot	Tot	Tot	Tot	Tot	Tot	Tot			
		C G GP C*G	C G GP C*G	C G GP C*G	C G GP C*G	C G GP C*G	C G GP C*G	C G GP C*G	C G GP C*G	C G GP C*G	C G GP C*G	C G GP C*G			
1. CPC801	DATA WAREHOUSE & MINING									3. CPC803			PARALLEL AND DIST. SYS.		
4. ELECTIVE-III SUBJECT										6. CPP802			PROJECT-II		
7183407	/PAREKH KALINDI VIJESH KAVITA														
		61	21	62	22	46	23	55	21	23	45				
		20	22	17	22	20	22	16	22	--	43			P	
		81	43	79	44	66	45	71	43	23	88				
		4 O 10 40	1 O 10 10	4 A 9 36	1 O 10 10	4 C 7 28	1 O 10 10	4 B 8 32	1 O 10 10	1 O 10 10	6 O 10 60			27	246 9.11
		SGPI: SEM-I: 7.89 ; SEM-II: 8.89 ; SEM-III: 9.43 ; SEM-IV: 9.00 ; SEM-V:10.00 ; SEM-VI: 9.83 ; SEM-VII: 9.36 ; CGPI: 9.19													
7183408	PARMAR PRATIK MUKUND USHA														
		55	21	66	22	48	21	55	20	20	39				
		20	21	16	22	15	20	12	19	--	40			P	
		75	42	82	44	63	41	67	39	20	79				
		4 A 9 36	1 O 10 10	4 O 10 40	1 O 10 10	4 C 7 28	1 O 10 10	4 C 7 28	1 A 9 9	1 O 10 10	6 A 9 54			27	235 8.70
		SGPI: SEM-I: 6.48 ; SEM-II: 7.22 ; SEM-III: 6.71 ; SEM-IV: 6.96 ; SEM-V: 8.67 ; SEM-VI: 7.79 ; SEM-VII: 8.52 ; CGPI: 7.63													
7183409	/PASALKAR ANAGHA SANJAY UMA														
		54	22	68	23	56	23	47	22	22	47				
		14	22	17	23	18	23	16	21	--	47			P	
		68	44	85	46	74	46	63	43	22	94				
		4 C 7 28	1 O 10 10	4 O 10 40	1 O 10 10	4 B 8 32	1 O 10 10	4 C 7 28	1 O 10 10	1 O 10 10	6 O 10 60			27	238 8.81
		SGPI: SEM-III: 7.57 ; SEM-IV: 9.04 ; SEM-V:10.00 ; SEM-VI: 9.33 ; SEM-VII: 8.84 ; CGPI: 8.93													
	(DIPLOMA STUDENT)														
7183410	PATANGE YASH SANJIV SUMEGHA														
		49	20	51	22	40	21	46	19	21	47				
		16	21	16	23	16	20	12	19	--	46			P	
		65	41	67	45	56	41	58	38	21	93				
		4 C 7 28	1 O 10 10	4 C 7 28	1 O 10 10	4 D 6 24	1 O 10 10	4 D 6 24	1 A 9 9	1 O 10 10	6 O 10 60			27	213 7.89
		SGPI: SEM-I: 7.33 ; SEM-II: 8.00 ; SEM-III: 7.68 ; SEM-IV: 7.04 ; SEM-V: 8.21 ; SEM-VI: 6.79 ; SEM-VII: 8.44 ; CGPI: 7.67 @0.08													

/- FEMALE, #- 0.229, @- 0.5042, @- 0.5043, \* - 0.5045, ADC- ADMISSION CANCELLED, RR- RESERVED, -- FAILS IN THEORY OR PRACTICAL  
 RLE- RESERVE FOR LOWER EXAMINATION, RPV- PROVISIONAL, RCC- 0.5050, A.ABS- ABSENT, F- FAILS, P- PASSES, NULL- NULL & VOID  
 CGPI: Cumulative Grade Performance Index

OFFICE REGISTER FOR THE B.E. (COMPUTER ENGINEERING) (SEM VIII) (CBSGS) EXAMINATION HELD IN MAY 2019

RESULT DATE :- JULY 04, 2019

COLLEGE/CENTRE NAME:466:VCET

SEAT_NO	NAME	<----- Course-I ----->			<----- Course-II ----->			<----- Course-III ----->			<----- Course-IV ----->			< Course-V >			< Course-VI >			RESULT	REMARK	
		Th(80/32)	Tw(25/10)	In(20/08)	Tot	Th(80/32)	Tw(25/10)	In(20/08)	Tot	Th(80/32)	Tw(25/10)	In(20/08)	Tot	Th(80/32)	Tw(25/10)	Tot	Th(80/32)	Tw(50/20)	Or(50/20)	Tot		
		C G GP C*G	C G GP C*G	C G GP C*G	C G GP C*G	C G GP C*G	C G GP C*G	C G GP C*G	C G GP C*G	C G GP C*G	C G GP C*G	C G GP C*G	C G GP C*G	C G GP C*G	C G GP C*G	C G GP C*G	C G GP C*G	C G GP C*G	C G GP C*G	腓	腓G	SGPI
1. CPC801	DATA WAREHOUSE & MINING					2. CPC802	HUMAN MACHINE INTERACT.			3. CPC803	PARALLEL AND DIST. SYS.											
4. ELECTIVE-III SUBJECT						5. CPL801	CLOUD COMPUTING LABORAT			6. CPP802	PROJECT-II											
7183411	PATEL TEJAS VINOD JYOTSNA	(ELECTIVE: CPE8031:MACHINE LEARNING)																				
48		21		50		21		60		21		42		19		20				47		
19		22		17		21		15		20		13		19		--				47		P
67		43		67		42		75		41		55		38		20				94		
4 C 7 28	1 O 10 10	4 C 7 28	1 O 10 10	4 A 9 36	1 O 10 10	4 D 6 24	1 A 9 9	1 O 10 10	6 O 10 60											27	225	8.33
SGPI: SEM-I: 6.48 ; SEM-II: 8.09 ; SEM-III: 8.46 ; SEM-IV: 8.00 ; SEM-V: 8.92 ; SEM-VI: 8.29 ; SEM-VII: 8.56 ; CGPI: 8.14																						
7183412	PATIL RAJAS BIPINCHANDRA DARSHANA	(ELECTIVE: CPE8031:MACHINE LEARNING)																				
48		21		48		23		49		20		60		20		20				39		
18		21		16		22		18		20		15		19		--				40		P
66		42		64		45		67		40		75		39		20				79		
4 C 7 28	1 O 10 10	4 C 7 28	1 O 10 10	4 C 7 28	1 O 10 10	4 A 9 36	1 A 9 9	1 O 10 10	6 A 9 54											27	223	8.26
SGPI: SEM-I: 7.33 ; SEM-II: 7.50 ; SEM-III: 6.82 ; SEM-IV: 6.18 ; SEM-V: 8.25 ; SEM-VI: 7.54 ; SEM-VII: 8.24 ; CGPI: 7.52																						
7183413	/PATIL VRISHALI KANHAIYALAL SUNITA	(ELECTIVE: CPE8031:MACHINE LEARNING)																				
56		20		60		23		48		21		59		19		22				47		
14		20		16		22		16		20		15		20		--				46		P
70		40		76		45		64		41		74		39		22				93		
4 B 8 32	1 O 10 10	4 A 9 36	1 O 10 10	4 C 7 28	1 O 10 10	4 B 8 32	1 A 9 9	1 O 10 10	6 O 10 60											27	237	8.78
SGPI: SEM-I: 6.81 ; SEM-II: 6.52 ; SEM-III: 6.18 ; SEM-IV: 6.14 ; SEM-V: 8.12 ; SEM-VI: 8.04 ; SEM-VII: 8.12 ; CGPI: 7.34																						
7183414	/PHADKE MAITREYEE VIJAY SHALAKA	(ELECTIVE: CPE8031:MACHINE LEARNING)																				
60		21		45		23		44		22		55		21		22				47		
20		23		18		23		20		23		15		23		--				47		P
80		44		63		46		64		45		70		44		22				94		
4 O 10 40	1 O 10 10	4 C 7 28	1 O 10 10	4 C 7 28	1 O 10 10	4 B 8 32	1 O 10 10	1 O 10 10	6 O 10 60											27	238	8.81
SGPI: SEM-I: 8.44 ; SEM-II: 8.22 ; SEM-III: 8.36 ; SEM-IV: 8.32 ; SEM-V: 9.50 ; SEM-VI: 9.17 ; SEM-VII: 9.52 ; CGPI: 8.79																						

/- FEMALE, #- 0.229, @- 0.5042, @- 0.5043, \* - 0.5045, ADC- ADMISSION CANCELLED, RR- RESERVED, -- FAILS IN THEORY OR PRACTICAL  
 RLE- RESERVE FOR LOWER EXAMINATION, RPV- PROVISIONAL, RCC- 0.5050, A.ABS- ABSENT, F- FAILS, P- PASSES, NULL- NULL & VOID  
 C:credits CP:credit points CGPI:Cumulative Grade Performance Index



OFFICE REGISTER FOR THE B.E. (COMPUTER ENGINEERING) (SEM VIII) (CBSGS) EXAMINATION HELD IN MAY 2019  
COLLEGE/CENTRE NAME: 466:VCET

RESULT DATE :- JULY 04, 2019

SEAT_NO	NAME	<----- Course-I ----->		<----- Course-II ----->		<----- Course-III ----->		<----- Course-IV ----->		< Course-V >	< Course-VI >	RESULT	REMARK
		Th(80/32)	Tw(25/10)	Th(80/32)	Tw(25/10)	Th(80/32)	Tw(25/10)	Th(80/32)	Tw(25/10)	Tw(25/10)	Tw(50/20)		
		In(20/08)	Or(25/10)	In(20/08)	Or(25/10)	In(20/08)	Or(25/10)	In(20/08)	Or(25/10)	---	Or(50/20)		
		Tot	Tot	Tot	Tot	Tot	Tot	Tot	Tot	Tot	Tot		
		C G GP C*G	C G GP C*G	C G GP C*G	C G GP C*G	C G GP C*G	C G GP C*G	C G GP C*G	C G GP C*G	C G GP C*G	C G GP C*G		腓 腓G SGPI
1. CPC801	DATA WAREHOUSE & MINING			2. CPC802	HUMAN MACHINE INTERACT.			3. CPC803	PARALLEL AND DIST. SYS.				
4. ELECTIVE-III SUBJECT				5. CPL801	CLOUD COMPUTING LABORAT			6. CPP802	PROJECT-II				
7183415	PORWAL PRASHANT PRAVEEN BHAGYAVANTI DEVI	(ELECTIVE: CPE8031:MACHINE LEARNING)											
		58	23	54	22	37	20	40	20	20	47		
		20	22	17	22	18	21	15	22	--	46		P
		78	45	71	44	55	41	55	42	20	93		
		4 A 9 36	1 O 10 10	4 B 8 32	1 O 10 10	4 D 6 24	1 O 10 10	4 D 6 24	1 O 10 10	1 O 10 10	6 O 10 60		27 226 8.37
		SGPI: SEM-I: 8.41 ; SEM-II: 8.07 ; SEM-III: 7.71 ; SEM-IV: 7.68 ; SEM-V: 8.50 ; SEM-VI: 7.29 ; SEM-VII: 8.40 ; CGPI: 8.05											
7183416	RANA NAITIK NATAWARLAL BHARATI BHARTI	(ELECTIVE: CPE8031:MACHINE LEARNING)											
		47	20	57	21	47	21	39	19	20	42		
		20	21	14	21	11	21	15	18	--	44		P
		67	41	71	42	58	42	54	37	20	86		
		4 C 7 28	1 O 10 10	4 B 8 32	1 O 10 10	4 D 6 24	1 O 10 10	4 D 6 24	1 B 8 8	1 O 10 10	6 O 10 60		27 216 8.00
		SGPI: SEM-I: 7.85 ; SEM-II: 7.43 ; SEM-III: 8.04 ; SEM-IV: 6.71 ; SEM-V: 7.00 ; SEM-VI: 6.42 ; SEM-VII: 7.32 ; CGPI: 7.35											
7183417	RAUT AKHIL SAMIP SAMIKSHA	(ELECTIVE: CPE8031:MACHINE LEARNING)											
		51	20	60	22	50	20	50	18	19	47		
		17	20	17	21	16	19	11	18	--	46		P
		68	40	77	43	66	39	61	36	19	93		
		4 C 7 28	1 O 10 10	4 A 9 36	1 O 10 10	4 C 7 28	1 A 9 9	4 C 7 28	1 B 8 8	1 A 9 9	6 O 10 60		27 226 8.37
		SGPI: SEM-I: 7.59 ; SEM-II: 6.78 ; SEM-III: 6.50 ; SEM-IV: 6.00 ; SEM-V: 7.54 ; SEM-VI: 6.92 ; SEM-VII: 8.00 ; CGPI: 7.21											
7183418	RAWAT ABHISHEKSINGH KULDEEPSINGH LAXMI	(ELECTIVE: CPE8031:MACHINE LEARNING)											
		46	21	62	22	43	21	52	19	19	39		
		16	21	16	22	19	21	13	20	--	40		P
		62	42	78	44	62	42	65	39	19	79		
		4 C 7 28	1 O 10 10	4 A 9 36	1 O 10 10	4 C 7 28	1 O 10 10	4 C 7 28	1 A 9 9	1 A 9 9	6 A 9 54		27 222 8.22
		SGPI: SEM-I: 8.41 ; SEM-II: 8.06 ; SEM-III: 7.32 ; SEM-IV: 7.50 ; SEM-V: 9.38 ; SEM-VI: 8.33 ; SEM-VII: 8.24 ; CGPI: 8.18											

/- FEMALE, #- 0.229, @- 0.5042, @- 0.5043, \* - 0.5045, ADC- ADMISSION CANCELLED, RR- RESERVED, -- FAILS IN THEORY OR PRACTICAL  
 RLE- RESERVE FOR LOWER EXAMINATION, RPV- PROVISIONAL, RCC- 0.5050, A.ABS- ABSENT, F- FAILS, P- PASSES, NULL- NULL & VOID  
 G:grade GP:grade points C:credits CP:credit points CGPI:Cumulative Grade Performance Index



UNIVERSITY OF MUMBAI

Page No.: 615

OFFICE REGISTER FOR THE B.E. (COMPUTER ENGINEERING) (SEM VIII) (CBSGS) EXAMINATION HELD IN MAY 2019

COLLEGE/CENTRE

NAME:466:VCET

RESULT DATE :- JULY 04, 2019

SEAT NO	NAME	<----- Course-I ----->			<----- Course-II ----->			<----- Course-III ----->			<----- Course-IV ----->			< Course-V >			< Course-VI >			RESULT	REMARK
		Th(80/32)	Tw(25/10)	In(20/08)	Th(80/32)	Tw(25/10)	In(20/08)	Th(80/32)	Tw(25/10)	In(20/08)	Th(80/32)	Tw(25/10)	In(20/08)	Tw(25/10)	---	Or(50/20)					
		Tot	Tot	Tot	Tot	Tot	Tot	Tot	Tot	Tot	Tot	Tot	Tot	Tot	Tot	Tot					
		C G GP C*G	C G GP C*G	C G GP C*G	C G GP C*G	C G GP C*G	C G GP C*G	C G GP C*G	C G GP C*G	C G GP C*G	C G GP C*G	C G GP C*G	C G GP C*G	C G GP C*G	C G GP C*G	C G GP C*G					

1. CPC801 DATA WAREHOUSE & MINING  
 4. ELECTIVE-III SUBJECT  
 2. CPC802 HUMAN MACHINE INTERACT.  
 5. CPL801 CLOUD COMPUTING LABORAT  
 3. CPC803 PARALLEL AND DIST. SYS.  
 6. CPP802 PROJECT-II

7183419 SALGAONKAR KIRAN MAHESH MAYURI (ELECTIVE: CPE8031:MACHINE LEARNING)

58	21	51	22	46	21	50	19	19	39											
18	20	17	22	20	21	13	20	--	38											P
76	41	68	44	66	42	63	39	19	77											
4 A 9 36	1 O 10 10	4 C 7 28	1 O 10 10	4 C 7 28	1 O 10 10	4 C 7 28	1 A 9 9	1 A 9 9	6 A 9 54											27 222 8.22

SGPI: SEM-I: 8.15 ; SEM-II: 8.37 ; SEM-III: 8.71 ; SEM-IV: 8.07 ; SEM-V: 9.00 ; SEM-VI: 8.00 ; SEM-VII: 9.24 ; CGPI: 8.47

7183420 SALIAN PRITISH PURUSHOTTAM SULOCHANA (ELECTIVE: CPE8031:MACHINE LEARNING)

57	20	57	22	52	21	44	18	20	45											
17	20	17	21	18	21	11	18	--	46											P
74	40	74	43	70	42	55	36	20	91											
4 B 8 32	1 O 10 10	4 B 8 32	1 O 10 10	4 B 8 32	1 O 10 10	4 D 6 24	1 B 8 8	1 O 10 10	6 O 10 60											

SGPI: SEM-I: 7.30 ; SEM-II: 8.06 ; SEM-III: 8.46 ; SEM-IV: 6.96 ; SEM-V: 9.25 ; SEM-VI: 7.50 ; SEM-VII: 8.40 ; CGPI: 8.05

7183421 SALUNKE AKSHAY SURYAKANT GITANJALI (ELECTIVE: CPE8031:MACHINE LEARNING)

40	20	46	22	46	19	51	17	19	38											
15	20	16	21	14	19	11	17	--	40											P
55	40	62	43	60	38	62	34	19	78											
4 D 6 24	1 O 10 10	4 C 7 28	1 O 10 10	4 C 7 28	1 A 9 9	4 C 7 28	1 C 7 7	1 A 9 9	6 A 9 54											

(DIPLOMA STUDENT) SGPI: SEM-III: 5.71 ; SEM-IV: 5.68 ; SEM-V: 7.21 ; SEM-VI: 6.54 ; SEM-VII: 7.04 ; CGPI: 6.64

7183422 SALVE SIDDHESH NANDKUMAR MAYAVATI (ELECTIVE: CPE8031:MACHINE LEARNING)

47	20	57	21	38	19	42	19	19	40											
19	21	17	22	13	19	9	18	--	41											P
66	41	74	43	51	38	51	37	19	81											
4 C 7 28	1 O 10 10	4 B 8 32	1 O 10 10	4 D 6 24	1 A 9 9	4 D 6 24	1 B 8 8	1 A 9 9	6 O 10 60											

SGPI: SEM-I: 6.89 ; SEM-II: 7.19 ; SEM-III: 6.25 ; SEM-IV: 7.36 ; SEM-V: 7.29 ; SEM-VI: 7.42 ; SEM-VII: 7.60 ; CGPI: 7.24

/- FEMALE, #- 0.229, @- 0.5042, @- 0.5043, \* - 0.5045, ADC- ADMISSION CANCELLED, RR- RESERVED, -- FAILS IN THEORY OR PRACTICAL  
 RLE- RESERVE FOR LOWER EXAMINATION, RPV- PROVISIONAL, RCC- 0.5050, A.ABS- ABSENT, F- FAILS, P- PASSES, NULL- NULL & VOID  
 G:grade GP:gradepoints C:credits CP:credit points CGPI:Cumulative Grade Performance Index

OFFICE REGISTER FOR THE B.E. (COMPUTER ENGINEERING) (SEM VIII) (CBSGS) EXAMINATION HELD IN MAY 2019  
COLLEGE/CENTRE NAME:466:VCET

RESULT DATE :- JULY 04, 2019

SEAT_NO	NAME	Course-I		Course-II		Course-III		Course-IV		Course-V	Course-VI	RESULT	REMARK
		Th(80/32)	Tw(25/10)	Th(80/32)	Tw(25/10)	Th(80/32)	Tw(25/10)	Th(80/32)	Tw(25/10)	Tw(25/10)	Tw(50/20)		
		In(20/08)	Or(25/10)	In(20/08)	Or(25/10)	In(20/08)	Or(25/10)	In(20/08)	Or(25/10)	---	Or(50/20)		
		Tot	Tot	Tot	Tot	Tot	Tot	Tot	Tot	Tot	Tot		
		C G GP C*G	C G GP C*G	C G GP C*G	C G GP C*G	C G GP C*G	C G GP C*G	C G GP C*G	C G GP C*G	C G GP C*G	C G GP C*G	排	排G SGPI
1. CPC801	DATA WAREHOUSE & MINING												
4. ELECTIVE-III SUBJECT													
7183423	SANKHE NITIN MANOJ SEEMA	(ELECTIVE: CPE8031:MACHINE LEARNING)											
		58	20	62	22	45	21	23 #4 *	20	22	47		
		18	20	14	23	12	21	12	19	--	46	P	
		76	40	76	45	57	42	35	39	22	93		
		4 A 9 36	1 O 10 10	4 A 9 36	1 O 10 10	4 D 6 24	1 O 10 10	4 P 4 16	1 A 9 9	1 O 10 10	6 O 10 60	27	221 8.19 #0.06
	(DIPLOMA STUDENT)	SGPI: SEM-III: 5.14 ; SEM-IV: 4.82 ; SEM-V: 6.88 ; SEM-VI: 6.83 ; SEM-VII: 7.48 ; CGPI: 6.57											
7183424	/SARAIYA ESHAANEE KRISHNAKUMAR MEETA	(ELECTIVE: CPE8031:MACHINE LEARNING)											
		65	20	44	22	51	22	40	18	22	44		
		18	20	15	23	14	21	12	20	--	43	P	
		83	40	59	45	65	43	52	38	22	87		
		4 O 10 40	1 O 10 10	4 D 6 24	1 O 10 10	4 C 7 28	1 O 10 10	4 D 6 24	1 A 9 9	1 O 10 10	6 O 10 60	27	225 8.33
		SGPI: SEM-I: 8.30 ; SEM-II: 7.93 ; SEM-III: 6.96 ; SEM-IV: 7.64 ; SEM-V: 9.17 ; SEM-VI: 8.50 ; SEM-VII: 8.40 ; CGPI: 8.15											
7183425	SARAK ONKAR GAJANAN KALPANA	(ELECTIVE: CPE8031:MACHINE LEARNING)											
		51	20	45	21	54	21	34	18	21	38		
		15	20	16	22	14	21	13	19	--	37	P	
		66	40	61	43	68	42	47	37	21	75		
		4 C 7 28	1 O 10 10	4 C 7 28	1 O 10 10	4 C 7 28	1 O 10 10	4 E 5 20	1 B 8 8	1 O 10 10	6 A 9 54	27	206 7.63
	(DIPLOMA STUDENT)	SGPI: SEM-III: 5.86 ; SEM-IV: 7.04 ; SEM-V: 7.96 ; SEM-VI: 7.96 ; SEM-VII: 8.04 ; CGPI: 7.42											
7183426	SHAH KAUSHAL UMESH HEMAXI	(ELECTIVE: CPE8031:MACHINE LEARNING)											
		56	20	65	20	43	19	55	19	19	40		
		17	20	16	22	15	18	13	19	--	40	P	
		73	40	81	42	58	37	68	38	19	80		
		4 B 8 32	1 O 10 10	4 O 10 40	1 O 10 10	4 D 6 24	1 B 8 8	4 C 7 28	1 A 9 9	1 A 9 9	6 O 10 60	27	230 8.52
		SGPI: SEM-I: 5.37 ; SEM-II: 5.84 ; SEM-III: 6.38 ; SEM-IV: 6.01 ; SEM-V: 5.28 ; SEM-VI: 6.24 ; SEM-VII: 7.80 ; CGPI: 6.43											

/- FEMALE, #- 0.229,@- 0.5042,@- 0.5043,\* - 0.5045,ADC- ADMISSION CANCELLED, RR- RESERVED, -- FAILS IN THEORY OR PRACTICAL  
 RLE- RESERVE FOR LOWER EXAMINATION, RPV- PROVISIONAL, RCC- 0.5050, A.ABS- ABSENT, F- FAILS, P- PASSES, NULL- NULL & VOID  
 C:credits GP:gradepoints CP:credit points CGPI:Cumulative Grade Performance Index

SEAT NO	NAME	<----- Course-I ----->		<----- Course-II ----->		<----- Course-III ----->		<----- Course-IV ----->		< Course-V >		< Course-VI >		RESULT	REMARK
		Th(80/32)	Tw(25/10)	Th(80/32)	Tw(25/10)	Th(80/32)	Tw(25/10)	Th(80/32)	Tw(25/10)	Tw(25/10)	Tw(50/20)				
		In(20/08)	Or(25/10)	In(20/08)	Or(25/10)	In(20/08)	Or(25/10)	In(20/08)	Or(25/10)	---	Or(50/20)				
		Tot	Tot	Tot	Tot	Tot	Tot	Tot	Tot	Tot	Tot				
		C G GP C*G	C G GP C*G	C G GP C*G	C G GP C*G	C G GP C*G	C G GP C*G	C G GP C*G	C G GP C*G	C G GP C*G	C G GP C*G	C G GP C*G	C G GP C*G	排	排G SGPI
1. CPC801	DATA WAREHOUSE & MINING			2. CPC802	HUMAN MACHINE INTERACT.	3. CPC803	PARALLEL AND DIST. SYS.								
4. ELECTIVE-III SUBJECT				5. CPL801	CLOUD COMPUTING LABORAT	6. CPP802	PROJECT-II								
7183427	SHARMA SANJEEVKUMAR HANUMANTLAL SITARADEVI	(ELECTIVE: CPE8031:MACHINE LEARNING)													
42	23	62	23	38	23	52	22	23	47						
18	22	16	23	17	23	15	22	--	47						P
60	45	78	46	55	46	67	44	23	94						
4 C 7 28	1 O 10 10	4 A 9 36	1 O 10 10	4 D 6 24	1 O 10 10	4 C 7 28	1 O 10 10	1 O 10 10	6 O 10 60					27	226 8.37
SGPI: SEM-I: 8.56 ; SEM-II: 8.48 ; SEM-III: 8.43 ; SEM-IV: 8.00 ; SEM-V: 9.67 ; SEM-VI: 8.42 ; SEM-VII: 8.72 ; CGPI: 8.58															
7183428	SHENOY SANDEEP SANTOSH VIDHYA	(ELECTIVE: CPE8031:MACHINE LEARNING)													
49	21	53	23	39	20	43	20	22	47						
17	21	15	22	13	19	12	19	--	47						P
66	42	68	45	52	39	55	39	22	94						
4 C 7 28	1 O 10 10	4 C 7 28	1 O 10 10	4 D 6 24	1 A 9 9	4 D 6 24	1 A 9 9	1 O 10 10	6 O 10 60					27	212 7.85
SGPI: SEM-III: 4.96 ; SEM-IV: 5.07 ; SEM-V: 6.71 ; SEM-VI: 6.67 ; SEM-VII: 7.84 ; CGPI: 6.52															
(DIPLOMA STUDENT)															
7183429	SHETH KAUSHAL GUNVANT PRITI	(ELECTIVE: CPE8031:MACHINE LEARNING)													
47	22	42	22	43	22	42	20	22	46						
19	22	17	22	19	22	13	19	--	46						P
66	44	59	44	62	44	55	39	22	92						
4 C 7 28	1 O 10 10	4 D 6 24	1 O 10 10	4 C 7 28	1 O 10 10	4 D 6 24	1 A 9 9	1 O 10 10	6 O 10 60					27	213 7.89
SGPI: SEM-I: 6.30 ; SEM-II: 7.19 ; SEM-III: 5.61 ; SEM-IV: 5.96 ; SEM-V: 7.58 ; SEM-VI: 7.00 ; SEM-VII: 7.72 ; CGPI: 6.91															
7183430	/SHINDE SHRADDHA YASHWANT SHOBHA	(ELECTIVE: CPE8031:MACHINE LEARNING)													
47	21	68	22	36	19	35	18	21	39						
17	21	15	21	15	19	13	20	--	39						P
64	42	83	43	51	38	48	38	21	78						
4 C 7 28	1 O 10 10	4 O 10 40	1 O 10 10	4 D 6 24	1 A 9 9	4 E 5 20	1 A 9 9	1 O 10 10	6 A 9 54					27	214 7.93
SGPI: SEM-III: 5.00 ; SEM-IV: 5.04 ; SEM-V: 6.58 ; SEM-VI: 6.75 ; SEM-VII: 7.08 ; CGPI: 6.40															
(DIPLOMA STUDENT)															



SEAT NO	NAME	<----- Course-I ----->			<----- Course-II ----->			<----- Course-III ----->			<----- Course-IV ----->			< Course-V >			< Course-VI >			RESULT	REMARK				
		Th(80/32)	Tw(25/10)	In(20/08)	Tot	Th(80/32)	Tw(25/10)	In(20/08)	Tot	Th(80/32)	Tw(25/10)	In(20/08)	Tot	Th(80/32)	Tw(25/10)	---	Tot	Tw(50/20)	Or(50/20)						
		C	G	GP	C*G	C	G	GP	C*G	C	G	GP	C*G	C	G	GP	C*G	C	G	GP	C*G	腓	腓G	SGPI	
1. CPC801	DATA WAREHOUSE & MINING					2. CPC802	HUMAN MACHINE INTERACT.			3. CPC803	PARALLEL AND DIST. SYS.														
4. ELECTIVE-III SUBJECT						5. CPL801	CLOUD COMPUTING LABORAT			6. CPP802	PROJECT-II														
7183431	SINGH ANUJ DINESH SUNITA	(ELECTIVE: CPE8031:MACHINE LEARNING)																							
		59	23	64	24	38	23	59	24	23	48														
		20	23	18	23	20	23	17	23	--	47														
		79	46	82	47	58	46	76	47	23	95														
		4	A	9	36	1	O	10	10	4	O	10	40	1	O	10	10	4	D	6	24	1	O	10	10
		SGPI: SEM-I: 9.19 ; SEM-II: 8.52 ; SEM-III: 8.25 ; SEM-IV: 8.89 ; SEM-V: 9.67 ; SEM-VI: 8.83 ; SEM-VII: 0.00 ; CGPI: -- 9.00 (Degree certificate)																							
7183432	/SOLANKI POOJA PRAVIN VIDHYA	(ELECTIVE: CPE8031:MACHINE LEARNING)																							
		65	21	61	22	48	22	40	22	22	46														
		17	21	17	22	20	22	13	21	--	46														
		82	42	78	44	68	44	53	43	22	92														
		4	O	10	40	1	O	10	10	4	A	9	36	1	O	10	10	1	O	10	10	6	O	10	60
		SGPI: SEM-I: 8.63 ; SEM-II: 7.93 ; SEM-III: 8.11 ; SEM-IV: 7.29 ; SEM-V: 9.25 ; SEM-VI: 8.00 ; SEM-VII: 8.80 ; CGPI: 8.35																							
7183433	/THORAT SHIVANI RAJENDRA PRADNYA	(ELECTIVE: CPE8031:MACHINE LEARNING)																							
		65	21	59	23	53	22	49	20	22	47														
		19	22	16	22	20	22	15	19	--	47														
		84	43	75	45	73	44	64	39	22	94														
		4	O	10	40	1	O	10	10	4	A	9	36	1	O	10	10	4	B	8	32	1	O	10	10
		SGPI: SEM-I: 7.11 ; SEM-II: 7.56 ; SEM-III: 7.54 ; SEM-IV: 8.39 ; SEM-V: 9.38 ; SEM-VI: 8.46 ; SEM-VII: 8.88 ; CGPI: 8.30																							
7183434	TIWARI RAHUL KRISHNAKUMAR LALMANI	(ELECTIVE: CPE8031:MACHINE LEARNING)																							
		58	21	51	23	56	22	50	20	22	48														
		19	19	16	22	18	22	15	19	--	47														
		77	40	67	45	74	44	65	39	22	95														
		4	A	9	36	1	O	10	10	4	C	7	28	1	A	9	9	1	O	10	10	6	O	10	60
		SGPI: SEM-I: 7.63 ; SEM-II: 7.89 ; SEM-III: 7.93 ; SEM-IV: 7.57 ; SEM-V: 8.62 ; SEM-VI: 7.63 ; SEM-VII: 8.52 ; CGPI: 8.05																							



OFFICE REGISTER FOR THE B.E. (COMPUTER ENGINEERING) (SEM VIII) (CBSGS) EXAMINATION HELD IN MAY 2019  
 COLLEGE/CENTRE NAME: 466:VCET  
 RESULT DATE :- JULY 04, 2019

SEAT NO	NAME	<----- Course-I ----->			<----- Course-II ----->			<----- Course-III ----->			<----- Course-IV ----->			< Course-V >			< Course-VI >			RESULT	REMARK			
		Th(80/32)	Tw(25/10)	In(20/08)	Tot	Th(80/32)	Tw(25/10)	In(20/08)	Tot	Th(80/32)	Tw(25/10)	In(20/08)	Tot	Th(80/32)	Tw(25/10)	In(20/08)	Tot	Th(80/32)	Tw(50/20)	Or(50/20)	Tot	非	非G	SGPI
		C G GP C*G	C G GP C*G	C G GP C*G	C G GP C*G	C G GP C*G	C G GP C*G	C G GP C*G	C G GP C*G	C G GP C*G	C G GP C*G	C G GP C*G	C G GP C*G	C G GP C*G	C G GP C*G	C G GP C*G	C G GP C*G	C G GP C*G	C G GP C*G	C G GP C*G				
1. CPC801	DATA WAREHOUSE & MINING					2. CPC802	HUMAN MACHINE INTERACT.			3. CPC803	PARALLEL AND DIST. SYS.													
4. ELECTIVE-III SUBJECT						5. CPL801	CLOUD COMPUTING LABORAT			6. CPP802	PROJECT-II													
(ELECTIVE: CPE8031:MACHINE LEARNING)																								
7183435	/TRIVEDI HAET NIRAV SMITA																							
		73	23	64	24	56	23	60	23	23	48													
		20	23	18	23	20	23	17	21	--	47													
		93	46	82	47	76	46	77	44	23	95													
		4 O 10 40	1 O 10 10	4 O 10 40	1 O 10 10	4 A 9 36	1 O 10 10	4 A 9 36	1 O 10 10	1 O 10 10	6 O 10 60													
		SGPI: SEM-I: 8.89 ; SEM-II: 9.19 ; SEM-III: 10.00 ; SEM-IV: 9.64 ; SEM-V: 10.00 ; SEM-VI: 9.83 ; SEM-VII: 9.52 ; CGPI: 9.60																						
(ELECTIVE: CPE8031:MACHINE LEARNING)																								
7183436	TRIVEDI TIRTH DIPAKBHAI KAVITA																							
		54	23	48	22	46	22	53	22	22	47													
		19	22	16	23	17	22	15	22	--	47													
		73	45	64	45	63	44	68	44	22	94													
		4 B 8 32	1 O 10 10	4 C 7 28	1 O 10 10	4 C 7 28	1 O 10 10	4 C 7 28	1 O 10 10	1 O 10 10	6 O 10 60													
		SGPI: SEM-I: 7.93 ; SEM-II: 8.52 ; SEM-III: 8.96 ; SEM-IV: 7.46 ; SEM-V: 9.17 ; SEM-VI: 8.46 ; SEM-VII: 8.08 ; CGPI: 8.37																						
(ELECTIVE: CPE8031:MACHINE LEARNING)																								
7183437	VERMA DEEPANSHU MADANLAL NEETU																							
		60	22	47	22	53	22	50	22	22	47													
		17	22	17	22	19	22	16	20	--	47													
		77	44	64	44	72	44	66	42	22	94													
		4 A 9 36	1 O 10 10	4 C 7 28	1 O 10 10	4 B 8 32	1 O 10 10	4 C 7 28	1 O 10 10	1 O 10 10	6 O 10 60													
		SGPI: SEM-I: 7.48 ; SEM-II: 7.85 ; SEM-III: 8.71 ; SEM-IV: 7.75 ; SEM-V: 9.42 ; SEM-VI: 8.38 ; SEM-VII: 9.04 ; CGPI: 8.41																						
(ELECTIVE: CPE8031:MACHINE LEARNING)																								
7183438	WADEKAR PRATIK DIGAMBAR PRATIBHA																							
		55	22	44	22	39	22	50	21	22	47													
		16	22	16	22	14	21	13	21	--	47													
		71	44	60	44	53	43	63	42	22	94													
		4 B 8 32	1 O 10 10	4 C 7 28	1 O 10 10	4 D 6 24	1 O 10 10	4 C 7 28	1 O 10 10	1 O 10 10	6 O 10 60													
		SGPI: SEM-I: 8.41 ; SEM-II: 8.22 ; SEM-III: 8.57 ; SEM-IV: 7.82 ; SEM-V: 8.96 ; SEM-VI: 8.42 ; SEM-VII: 8.88 ; CGPI: 8.44																						

/- FEMALE, #- 0.229, @- 0.5042, @- 0.5043, \* - 0.5045, ADC- ADMISSION CANCELLED, RR- RESERVED, -- FAILS IN THEORY OR PRACTICAL  
 RLE- RESERVE FOR LOWER EXAMINATION, RPV- PROVISIONAL, RCC- 0.5050, A.ABS- ABSENT, F- FAILS, P- PASSES, NULL- NULL & VOID  
 C:credits CP:credit points CGPI:Cumulative Grade Performance Index

SEAT_NO	NAME	<----- Course-I ----->			<----- Course-II ----->			<----- Course-III ----->			<----- Course-IV ----->			< Course-V >	< Course-VI >	RESULT	REMARK
		Th(80/32)	Tw(25/10)	In(20/08)	Th(80/32)	Tw(25/10)	Or(25/10)	In(20/08)	Th(80/32)	Tw(25/10)	Or(25/10)	In(20/08)	Or(25/10)	Tot	Tot		
		Tot	Tot	Tot	Tot	Tot	Tot	Tot	Tot	Tot	Tot	Tot	Tot	Tot	Tot		
		C G GP C*G	C G GP C*G	C G GP C*G	C G GP C*G	C G GP C*G	C G GP C*G	C G GP C*G	C G GP C*G	C G GP C*G	C G GP C*G	C G GP C*G	C G GP C*G	C G GP C*G	C G GP C*G	排	排G SGPI
1. CPC801	DATA WAREHOUSE & MINING																
2. CPC802	HUMAN MACHINE INTERACT.																
3. CPC803	PARALLEL AND DIST. SYS.																
4. ELECTIVE-III SUBJECT																	
5. CPL801	CLOUD COMPUTING LABORAT																
6. CPP802	PROJECT-II																
7183439	WANI SHUBHAM PRAVINCHANDRA SANGITA	(ELECTIVE: CPE8031:MACHINE LEARNING)															
		52	22	53	23	38	22	44	23	22	48						
		19	21	15	23	19	21	18	20	--	47						P
		71	43	68	46	57	43	62	43	22	95						
		4 B 8 32	1 O 10 10	4 C 7 28	1 O 10 10	4 D 6 24	1 O 10 10	4 C 7 28	1 O 10 10	1 O 10 10	6 O 10 60					27 222	8.22
		SGPI: SEM-I: 6.63 ; SEM-II: 6.83 ; SEM-III: 8.14 ; SEM-IV: 7.82 ; SEM-V: 7.92 ; SEM-VI: 7.88 ; SEM-VII: 8.72 ; CGPI: 7.77															
7183440	YADAV MAYUR GOVIND SANGITA	(ELECTIVE: CPE8031:MACHINE LEARNING)															
		59	21	43	21	46	19	56	19	22	47						
		19	20	17	21	13	18	9	20	--	47						P
		78	41	60	42	59	37	65	39	22	94						
		4 A 9 36	1 O 10 10	4 C 7 28	1 O 10 10	4 D 6 24	1 B 8 8	4 C 7 28	1 A 9 9	1 O 10 10	6 O 10 60					27 223	8.26
		SGPI: SEM-I: 6.37 ; SEM-II: 6.09 ; SEM-III: 5.36 ; SEM-IV: 5.82 ; SEM-V: 6.88 ; SEM-VI: 7.17 ; SEM-VII: 8.04 ; CGPI: 6.75															
7183441	YADAV RITWIK DAMODAR SUMAN	(ELECTIVE: CPE8031:MACHINE LEARNING)															
		47	20	47	22	44	19	41	19	22	45						
		15	20	15	23	15	18	16	21	--	46						P
		62	40	62	45	59	37	57	40	22	91						
		4 C 7 28	1 O 10 10	4 C 7 28	1 O 10 10	4 D 6 24	1 B 8 8	4 D 6 24	1 O 10 10	1 O 10 10	6 O 10 60					27 212	7.85
		SGPI: SEM-I: 5.43 ; SEM-II: 5.93 ; SEM-III: 4.82 ; SEM-IV: 5.00 ; SEM-V: 6.17 ; SEM-VI: 5.50 ; SEM-VII: 7.56 ; CGPI: 6.03															
7183442	YADAV SAMEER JAY PRAKASH RENU	(ELECTIVE: CPE8031:MACHINE LEARNING)															
		48	23	49	22	54	23	67	23	23	47						
		20	22	16	23	17	23	17	21	--	47						P
		68	45	65	45	71	46	84	44	23	94						
		4 C 7 28	1 O 10 10	4 C 7 28	1 O 10 10	4 B 8 32	1 O 10 10	4 O 10 40	1 O 10 10	1 O 10 10	6 O 10 60					27 238	8.81
		SGPI: SEM-I: 8.85 ; SEM-II: 9.04 ; SEM-III: 9.71 ; SEM-IV: 9.86 ; SEM-V: 10.00 ; SEM-VI: 9.00 ; SEM-VII: 8.56 ; CGPI: 9.23															

/- FEMALE, #- 0.229, @- 0.5042, @- 0.5043, \* - 0.5045, ADC- ADMISSION CANCELLED, RR- RESERVED, -- FAILS IN THEORY OR PRACTICAL  
 RLE- RESERVE FOR LOWER EXAMINATION, RPV- PROVISIONAL, RCC- 0.5050, A.ABS- ABSENT, F- FAILS, P- PASSES, NULL- NULL & VOID  
 G:grade GP:grade points C:credits CP:credit points CGPI:Cumulative Grade Performance Index



UNIVERSITY OF MUMBAI

OFFICE REGISTER FOR THE B.E. (COMPUTER ENGINEERING) (SEM VIII) (CBSGS) (REVALUATION) EXAMINATION HELD IN MAY 2019  
 COLLEGE/CENTRE NAME: 466:VCET RESULT DATE :- SEPTEMBER 17, 2019

SEAT NO	NAME	Course-I		Course-II		Course-III		Course-IV		Course-V	Course-VI	RESULT	REMARK	
		Th(80/32)	Tw(25/10)	Th(80/32)	Tw(25/10)	Th(80/32)	Tw(25/10)	Th(80/32)	Tw(25/10)	Tw(25/10)	Tw(50/20)			
		In(20/08)	Or(25/10)	In(20/08)	Or(25/10)	In(20/08)	Or(25/10)	In(20/08)	Or(25/10)	---	Or(50/20)			
		Tot	Tot	Tot	Tot	Tot	Tot	Tot	Tot	Tot	Tot	āC	āCG	SGPI
		C G GP C*G	C G GP C*G	C G GP C*G	C G GP C*G	C G GP C*G	C G GP C*G	C G GP C*G	C G GP C*G	C G GP C*G	C G GP C*G			

- |                         |                         |           |                         |           |                         |
|-------------------------|-------------------------|-----------|-------------------------|-----------|-------------------------|
| 1. CPC801               | DATA WAREHOUSE & MINING | 2. CPC802 | HUMAN MACHINE INTERACT. | 3. CPC803 | PARALLEL AND DIST. SYS. |
| 4. ELECTIVE-III SUBJECT |                         | 5. CPL801 | CLOUD COMPUTING LABORAT | 6. CPP802 | PROJECT-II              |

7183391 LOHAR PRASHANT PARMESHWAR SUREKHA (ELECTIVE: CPE8031:MACHINE LEARNING)

47	20	54	20	38	19	32	15	22	38			
16	19	14	20	10	18	11	17	--	40		P	
63	39	68	40	48	37	43	32	22	78			
4 C 7 28	1 A 9 9	4 C 7 28	1 O 10 10	4 E 5 20	1 B 8 8	4 P 4 16	1 C 7 7	1 O 10 10	6 A 9 54	27	190	7.04

(DIPLOMA STUDENT) SGPI: SEM-III:4.89 ; SEM-IV:5.25 ; SEM-V:6.00 ; SEM-VI: 6.25 ; SEM-VII: 5.84 ; CGPI: 5.88

/- FEMALE, #- 0.229, @- 0.5042, @- 0.5043, \* - 0.5045, ADC- ADMISSION CANCELLED, RR- RESERVED, -- FAILS IN THEORY OR PRACTICAL  
 RLE- RESERVE FOR LOWER EXAMINATION, RPV- PROVISIONAL, RCC- 0.5050, A.ABS- ABSENT, F- FAILS, P- PASSES, NULL- NULL & VOID  
 G:grade GP:gradepoints C:credits CP:credit points CGPI:Cumulative Grade Performance Index  
 āCG:sum of product of credits & grades āC:sum of credit points SGPI: āCG/āC

MARKS	: >=80	>=75 and <80	>=70 and <75	>=60 and <70	>=50 and <60	>=45 and <50	>=40 and < 45	<40
GRADE	: O	A	B	C	D	E	P	F
GRADE POINT	: 10	9	8	7	6	5	4	0

  
**HEAD**  
 Dept. of Computer Engg.,  
 Vidyavardhini's College of  
 Engineering and Technology,  
 Vasai Road 401 202





Date:- 08/07/2019

**VIDYAVARDHINI'S COLLEGE OF ENGG. & TECH. VASAI ROAD****Result of B.E.(Information Technology)/Semester VIII( CBSGS) May-2019**

Number of Candidates Registered	VCET	University
Admitted	71	
Absent	71	
Appeared	Nil	
Passed	71	75
RLE	71	75
Fail	Nil	
PPR	Nil	
Pass Percentage	100%	95.16%

**Meritorious students (May – 2019)**

Sr. No.	Seat No.	Name	CGPI	VCET pass%	VCET Rank
01	12182554	/Zha Rachana Rizhkant Archana	8.97	78.38	1 <sup>st</sup>
02	12182553	/Yande Mahima Satish Ujwala	8.95	78.23	2 <sup>nd</sup>
03	12182538	/Patil Sweety Mahesh Vandana	8.88	77.71	3 <sup>rd</sup>
04	12182565	Karambe Prathamesh Anil Ashwini	8.84	77.42	4 <sup>th</sup>
05	12182571	/Memon Khushboo Salim Reshma	8.74	76.68	5 <sup>th</sup>
06	12182531	Mistry Swapnil Hitesh Geeta	8.58	75.49	6 <sup>th</sup>
07	12182534	Patel Ashok Rajesh Vali	8.55	75.27	7 <sup>th</sup>
08	12182545	Sridhar Subramanian Lakshmi	8.52	75.05	8 <sup>th</sup>
09	12182564	/Joshi Disha Kamlesh Pradgna	8.50	74.90	9 <sup>th</sup>
10	12182579	/Solanki Richa Dilip Alpa	8.41	74.23	10 <sup>th</sup>

University Result Declared on : 03/07/2019

Exam. Section

C:\Documents and Settings\admin\My Documents\Yearly record\I.II.VII, VIII-All Branch.doc





SEAT NO	NAME	Course-I		Course-II		Course-III		Course-IV		Course-V	RESULT	REMARK	
		Th(80/32)	Tw(25/10)	Th(80/32)	Tw(25/10)	Th(80/32)	Tw(25/10)	Th(80/32)	Tw(25/10)	Tw(50/20)			
		In(20/08)	Or(25/10)	In(20/08)	Or(25/10)	In(20/08)	Or(25/10)	In(20/08)	Or(25/10)	Or(50/20)			
		Tot	Tot	Tot	Tot	Tot	Tot	Tot	Tot	Tot			
		C G GP C*G	C G GP C*G	C G GP C*G	C G GP C*G	C G GP C*G	C G GP C*G	C G GP C*G	C G GP C*G	C G GP C*G	腓	腓G	SGPI

1. ITC801	STORAGE NETWORK MGMT &	2. ITC802	BIG DATA ANALYTICS	3. ITC803	COMPUTER SIM. & MODE.
4. ELECTIVE-II SUBJECT		5. ITP805	PROJECT-II		

12182513 BARI KAUSTUBH PRAKASH PRADNYA (ELECTIVE: ITC8041:ENTERPRISE RESOURCE PLANNING)

53	15	62	12	53	17	56	14	30
11	16	10	17	12	17	12	14	30
64	31	72	29	65	34	68	28	60
4 C 7 28	1 C 7 7	4 B 8 32	1 D 6 6	4 C 7 28	1 C 7 7	4 C 7 28	1 D 6 6	6 C 7 42
SGPI: SEM-I: 6.06 ; SEM-II: 6.46 ; SEM-III: 5.86 ; SEM-IV: 6.79 ; SEM-V: 6.46 ; SEM-VI: 6.40 ; SEM-VII: 5.96 ; CGPI: 6.38								

12182514 BHALERAO ASHWIN YASHWANT SHAHABAI (ELECTIVE: ITC8041:ENTERPRISE RESOURCE PLANNING)

55	16	44	15	35	16	52	14	43
12	17	11	17	9	17	12	14	42
67	33	55	32	44	33	64	28	85
4 C 7 28	1 C 7 7	4 D 6 24	1 C 7 7	4 P 4 16	1 C 7 7	4 C 7 28	1 D 6 6	6 O 10 60
SGPI: SEM-I: 6.56 ; SEM-II: 6.20 ; SEM-III: 7.46 ; SEM-IV: 6.39 ; SEM-V: 7.69 ; SEM-VI: 7.16 ; SEM-VII: 7.30 ; CGPI: 6.98								

12182515 BODARE BHUSHAN NANDKISHOR NIRMALA (ELECTIVE: ITC8041:ENTERPRISE RESOURCE PLANNING)

55	18	53	15	33	16	59	15	34
12	17	16	19	9	17	11	15	35
67	35	69	34	42	33	70	30	69
4 C 7 28	1 B 8 8	4 C 7 28	1 C 7 7	4 P 4 16	1 C 7 7	4 B 8 32	1 C 7 7	6 C 7 42
SGPI: SEM-I: 5.70 ; SEM-II: 6.04 ; SEM-III: 5.93 ; SEM-IV: 5.68 ; SEM-V: 6.62 ; SEM-VI: 6.28 ; SEM-VII: 6.59 ; CGPI: 6.20								

12182516 BUDHWANI AADIL ZULFIKAR ROZINA (ELECTIVE: ITC8041:ENTERPRISE RESOURCE PLANNING)

61	16	48	12	39	18	56	14	43
10	17	9	17	10	18	9	14	42
71	33	57	29	49	36	65	28	85
4 B 8 32	1 C 7 7	4 D 6 24	1 D 6 6	4 E 5 20	1 B 8 8	4 C 7 28	1 D 6 6	6 O 10 60
SGPI: SEM-I: 5.74 ; SEM-II: 5.87 ; SEM-III: 5.43 ; SEM-IV: 5.18 ; SEM-V: 6.73 ; SEM-VI: 6.48 ; SEM-VII: 6.81 ; CGPI: 6.20								

/- FEMALE, #- 0.229, @- 0.5042, @- 0.5043, \* - 0.5045, ADC- ADMISSION CANCELLED, RR- RESERVED, -- FAILS IN THEORY OR PRACTICAL  
 RLE- RESERVE FOR LOWER EXAMINATION, RPV- PROVISIONAL, RCC- 0.5050, A.ABS- ABSENT, F- FAILS, P- PASSES, NULL- NULL & VOID  
 G:grade GP:gradepoints C:credits CP:credit points CGPI:Cumulative Grade Performance Index  
 腓G:sum of product of credits & grades 腓:sum of credit points SGPI: 腓G/腓  
 MARKS : >=80 >=75 and <80 >=70 and <75 >=60 and <70 >=50 and <60 >=45 and <50 >=40 and < 45 <40  
 GRADE : 0 A B C D E P F  
 GRADE POINT : 10 9 8 7 6 5 4 0



UNIVERSITY OF MUMBAI

OFFICE REGISTER FOR THE B.E. (INFORMATION TECHNOLOGY ENGINEERING) (SEM VIII) (CBSGS) EXAMINATION HELD IN MAY 2019  
COLLEGE/CENTRE NAME: 466:VCET RESULT DATE :- JULY 03, 2019

SEAT_NO	NAME	Course-I			Course-II			Course-III			Course-IV			Course-V			RESULT	REMARK	
		Th(80/32)	Tw(25/10)	In(20/08)	Tot	Th(80/32)	Tw(25/10)	In(20/08)	Tot	Th(80/32)	Tw(25/10)	In(20/08)	Tot	Th(80/32)	Tw(25/10)	In(20/08)	Tot		
		C G GP C*G	C G GP C*G	C G GP C*G	C G GP C*G	C G GP C*G	C G GP C*G	C G GP C*G	C G GP C*G	C G GP C*G	C G GP C*G	C G GP C*G	C G GP C*G	C G GP C*G	C G GP C*G	C G GP C*G	C G GP C*G		

1. ITC801 STORAGE NETWORK MGMT & 2. ITC802 BIG DATA ANALYTICS 3. ITC803 COMPUTER SIM. & MODE.  
4. ELECTIVE-II SUBJECT 5. ITP805 PROJECT-II

12182517 CHAUBEY SAURABH AKHILESH MAMTA (ELECTIVE: ITC8041:ENTERPRISE RESOURCE PLANNING)

53	16	52	15	37	17	48	14	32											
11	18	9	20	11	19	9	14	35											P
64	34	61	35	48	36	57	28	67											
4 C 7 28	1 C 7 7	4 C 7 28	1 B 8 8	4 E 5 20	1 B 8 8	4 D 6 24	1 D 6 6	6 C 7 42											26 171 6.58

SGPI: SEM-I: 5.83 ; SEM-II: 6.63 ; SEM-III: 6.46 ; SEM-IV: 5.79 ; SEM-V: 6.54 ; SEM-VI: 6.96 ; SEM-VII: 7.30 ; CGPI: 6.51

12182518 CHAUHAN PRATIK NITIN SHEETAL (ELECTIVE: ITC8041:ENTERPRISE RESOURCE PLANNING)

42	16	57	14	41	18	58	15	32											
11	16	10	17	10	18	10	15	35											P
53	32	67	31	51	36	68	30	67											
4 D 6 24	1 C 7 7	4 C 7 28	1 C 7 7	4 D 6 24	1 B 8 8	4 C 7 28	1 C 7 7	6 C 7 42											26 175 6.73

SGPI: SEM-I: 5.54 ; SEM-II: 6.24 ; SEM-III: 5.68 ; SEM-IV: 5.18 ; SEM-V: 6.31 ; SEM-VI: 5.96 ; SEM-VII: 6.85 ; CGPI: 6.06

12182519 /CHOUDHARY GARIMA RODURAM HEMLATA (ELECTIVE: ITC8041:ENTERPRISE RESOURCE PLANNING)

60	20	57	22	50	22	52	21	47											
13	20	13	22	16	20	12	18	47											P
73	40	70	44	66	42	64	39	94											
4 B 8 32	1 O 10 10	4 B 8 32	1 O 10 10	4 C 7 28	1 O 10 10	4 C 7 28	1 A 9 9	6 O 10 60											26 219 8.42

SGPI: SEM-I: 7.52 ; SEM-II: 8.04 ; SEM-III: 7.75 ; SEM-IV: 8.57 ; SEM-V: 8.65 ; SEM-VI: 8.40 ; SEM-VII: 8.00 ; CGPI: 8.17

12182520 DESAI PURVESH KALPESH NEHA (ELECTIVE: ITC8041:ENTERPRISE RESOURCE PLANNING)

63	17	54	20	53	16	56	14	41											
12	19	12	22	10	18	11	14	41											P
75	36	66	42	63	34	67	28	82											
4 A 9 36	1 B 8 8	4 C 7 28	1 O 10 10	4 C 7 28	1 C 7 7	4 C 7 28	1 D 6 6	6 O 10 60											26 211 8.12

SGPI: SEM-I: 6.74 ; SEM-II: 6.80 ; SEM-III: 6.75 ; SEM-IV: 6.36 ; SEM-V: 6.92 ; SEM-VI: 7.16 ; SEM-VII: 7.96 ; CGPI: 7.10

UNIVERSITY OF MUMBAI

Page No.: 387

OFFICE REGISTER FOR THE B.E. (INFORMATION TECHNOLOGY ENGINEERING) (SEM VIII) (CBSGS) EXAMINATION HELD IN MAY 2019

COLLEGE/CENTRE

NAME:466:VCET

RESULT DATE :- JULY 03, 2019

SEAT_NO	NAME		<----- Course-I ----->				<----- Course-II ----->				<----- Course-III ----->				<----- Course-IV ----->				< Course-V >				RESULT	REMARK
	Th(80/32)	Tw(25/10)	Th(80/32)	Tw(25/10)	Th(80/32)	Tw(25/10)	Th(80/32)	Tw(25/10)	Th(80/32)	Tw(25/10)	Th(80/32)	Tw(25/10)	Th(80/32)	Tw(25/10)	Th(80/32)	Tw(25/10)	Tw(50/20)							
	In(20/08)	Or(25/10)	In(20/08)	Or(25/10)	In(20/08)	Or(25/10)	In(20/08)	Or(25/10)	In(20/08)	Or(25/10)	In(20/08)	Or(25/10)	In(20/08)	Or(25/10)	In(20/08)	Or(25/10)	Or(50/20)							
	Tot	Tot	Tot	Tot	Tot	Tot	Tot	Tot	Tot	Tot	Tot	Tot	Tot	Tot	Tot	Tot								
	C G GP C*G	C G GP C*G	C G GP C*G	C G GP C*G	C G GP C*G	C G GP C*G	C G GP C*G	C G GP C*G	C G GP C*G	C G GP C*G	C G GP C*G	C G GP C*G	C G GP C*G	C G GP C*G	C G GP C*G	C G GP C*G								
1. ITC801	STORAGE NETWORK MGMT &				2. ITC802	BIG DATA ANALYTICS				3. ITC803	COMPUTER SIM. & MODE.													
4. ELECTIVE-II SUBJECT					5. ITP805	PROJECT-II																		
12182521	HATANKAR NINAD SHANTARAM SAYALI																(ELECTIVE: ITC8041:ENTERPRISE RESOURCE PLANNING)							
	49	16	44	14	33	18	44	14	42															
	9	17	11	20	12	17	10	14	42												P			
	58	33	55	34	45	35	54	28	84															
	4 D 6 24	1 C 7 7	4 D 6 24	1 C 7 7	4 E 5 20	1 B 8 8	4 D 6 24	1 D 6 6	6 O 10 60												26 180 6.92			
	SGPI: SEM-I: 6.46 ; SEM-II: 5.19 ; SEM-III: 5.11 ; SEM-IV: 5.64 ; SEM-V: 6.58 ; SEM-VI: 7.00 ; SEM-VII: 6.89 ; CGPI: 6.22																							
12182522	JAISAWAL GAURAV SHANKAR KAMALA																(ELECTIVE: ITC8041:ENTERPRISE RESOURCE PLANNING)							
	68	19	60	15	55	17	58	14	44															
	15	20	12	20	12	15	12	14	44												P			
	83	39	72	35	67	32	70	28	88															
	4 O 10 40	1 A 9 9	4 B 8 32	1 B 8 8	4 C 7 28	1 C 7 7	4 B 8 32	1 D 6 6	6 O 10 60												26 222 8.54			
	SGPI: SEM-I: 6.37 ; SEM-II: 6.17 ; SEM-III: 7.54 ; SEM-IV: 7.07 ; SEM-V: 7.77 ; SEM-VI: 8.32 ; SEM-VII: 8.30 ; CGPI: 7.51																							
12182523	JAISWAL RAJATKUMAR VIJAYKUMAR ASHABEN																(ELECTIVE: ITC8041:ENTERPRISE RESOURCE PLANNING)							
	36E	16E	34E	14E	<sup>32</sup> <del>20E</del>	17E	38E	15E	40E															
	9E	17E	8E	20E	8E	17E	8E	14E	40E															
	45	33	42	34	<sup>40</sup> <del>34</del>	34	46	29	80															
	4 E 5 20	1 C 7 7	4 P 4 16	1 C 7 7	<sup>4 P 4 16</sup>	1 C 7 7	4 E 5 20	1 D 6 6	6 O 10 60												<sup>7 P</sup> <del>26</del> <sup>159</sup> <del>143</del> -- 6.12			
	SGPI: SEM-I: 5.74 ; SEM-II: 5.48 ; SEM-III: 5.36 ; SEM-IV: 5.43 ; SEM-V: 6.04 ; SEM-VI: 5.84 ; SEM-VII: 6.19 ; CGPI: <sup>5.78</sup>																							
12182524	JAMBHAVDEKAR RITESH PRALHAD PRATIKSHA																(ELECTIVE: ITC8041:ENTERPRISE RESOURCE PLANNING)							
	45	19	40	17	32	17	33	20	32															
	12	19	8	23	10	18	10	18	40												P			
	57	38	48	40	42	35	43	38	72															
	4 D 6 24	1 A 9 9	4 E 5 20	1 O 10 10	4 P 4 16	1 B 8 8	4 P 4 16	1 A 9 9	6 B 8 48												26 160 6.15			
	SGPI: SEM-I: 6.11 ; SEM-II: 6.57 ; SEM-III: 5.89 ; SEM-IV: 5.82 ; SEM-V: 6.42 ; SEM-VI: 5.36 ; SEM-VII: 6.15 ; CGPI: 6.06																							



SEAT_NO	NAME	<----- Course-I ----->				<----- Course-II ----->				<----- Course-III ----->				<----- Course-IV ----->				< Course-V >		RESULT	REMARK																			
		Th(80/32)	Tw(25/10)	In(20/08)	Tot	Th(80/32)	Tw(25/10)	In(20/08)	Tot	Th(80/32)	Tw(25/10)	In(20/08)	Tot	Th(80/32)	Tw(25/10)	In(20/08)	Tot	Tw(50/20)																						
		C	G	GP	C*G	C	G	GP	C*G	C	G	GP	C*G	C	G	GP	C*G	C	G	GP	C*G	腓	腓G	SGPI																
1.	ITC801 STORAGE NETWORK MGMT &					2.	ITC802 BIG DATA ANALYTICS					3.	ITC803 COMPUTER SIM. & MODE.																											
4.	ELECTIVE-II SUBJECT					5.	ITP805 PROJECT-II																																	
12182525	JASANI HARSH BHARAT BHAVANA	(ELECTIVE: ITC8041:ENTERPRISE RESOURCE PLANNING)																																						
		48	20	59	15	50	17	63	18	44																														
		14	19	12	20	10	15	13	15	44															P															
		62	39	71	35	60	32	76	33	88																														
		4	C	7	28	1	A	9	9	4	B	8	32	1	B	8	8	4	C	7	28	1	C	7	7	4	A	9	36	1	C	7	7	6	O	10	60	26	215	8.27
		SGPI: SEM-I: 6.13 ; SEM-II: 6.22 ; SEM-III: 6.75 ; SEM-IV: 6.96 ; SEM-V: 7.81 ; SEM-VI: 8.08 ; SEM-VII: 8.22 ; CGPI: 7.31																																						
12182526	KAMBLE SAGAR BABANRAO PREMILA	(ELECTIVE: ITC8041:ENTERPRISE RESOURCE PLANNING)																																						
		56	16	49	14	34	17	44	15	40																														
		12	17	10	22	8	15	10	14	40																P														
		68	33	59	36	42	32	54	29	80																														
		4	C	7	28	1	C	7	7	4	D	6	24	1	B	8	8	4	P	4	16	1	C	7	7	4	D	6	24	1	D	6	6	6	O	10	60	26	180	6.92
		SGPI: SEM-I: 5.98 ; SEM-II: 6.02 ; SEM-III: 5.50 ; SEM-IV: 5.68 ; SEM-V: 6.50 ; SEM-VI: 6.20 ; SEM-VII: 6.81 ; CGPI: 6.20																																						
12182527	KHADTALE PRIYADARSHAN JAIWANT PUSHPA	(ELECTIVE: ITC8041:ENTERPRISE RESOURCE PLANNING)																																						
		51	18	<del>35</del> <sup>46</sup>	15	32	19	49	19	40																														
		12	19	11	21	9	17	8	17	40																P														
		63	37	<del>46</del> <sup>57</sup>	36	41	36	57	36	80																														
		4	C	7	28	1	B	8	8	4	<del>E</del> <sup>D</sup> 5 20 D 6 24	1	B	8	8	4	P	4	16	1	B	8	8	4	D	6	24	1	B	8	8	6	O	10	60	26	184	7.08 6.92		
		SGPI: SEM-I: 5.57 ; SEM-II: 6.39 ; SEM-III: 6.43 ; SEM-IV: 6.25 ; SEM-V: 7.42 ; SEM-VI: 7.16 ; SEM-VII: 7.56 ; CGPI: 6.71 @ 0.02																																						
12182528	KHANOLKAR SAUMITRA VIVEK HEMANGI	(ELECTIVE: ITC8041:ENTERPRISE RESOURCE PLANNING)																																						
		53	17	40	14	45	19	55	17	42																														
		11	20	11	22	9	17	13	15	42																P														
		64	37	51	36	54	36	68	32	84																														
		4	C	7	28	1	B	8	8	4	D	6	24	1	B	8	8	4	C	7	28	1	C	7	7	6	O	10	60	26	195	7.50								
		SGPI: SEM-I: 6.13 ; SEM-II: 5.52 ; SEM-III: 6.39 ; SEM-IV: 7.21 ; SEM-V: 7.00 ; SEM-VI: 7.12 ; SEM-VII: 8.00 ; CGPI: 6.86																																						

SEAT NO	NAME	<----- Course-I ----->			<----- Course-II ----->			<----- Course-III ----->			<----- Course-IV ----->			< Course-V >			RESULT	REMARK																					
		Th(80/32)	Tw(25/10)	In(20/08)	Th(80/32)	Tw(25/10)	Or(25/10)	In(20/08)	Or(25/10)	Tot	Th(80/32)	Tw(25/10)	Or(25/10)	In(20/08)	Or(25/10)	Tot	Th(80/32)	Tw(25/10)	Tw(50/20)																				
		C	G	GP	C	G	GP	C	G	GP	C	G	GP	C	G	GP	C	G	GP	C	G	GP																	
1.	ITC801	STORAGE NETWORK MGMT &									2.	ITC802	BIG DATA ANALYTICS									3.	ITC803	COMPUTER SIM. & MODE.															
4.	ELECTIVE-II SUBJECT											5.	ITP805											PROJECT-II															
12182529	KHUTE ANAS ZUBAIR YASMEEN											(ELECTIVE: ITC8041:ENTERPRISE RESOURCE PLANNING)																											
	47	17	34	16	32	21	51	19	42																														
	10	18	10	17	12	20	11	18	42															P															
	57	35	44	33	44	41	62	37	84																														
	4	D	6	24	1	B	8	8	4	P	4	16	1	C	7	7	4	P	4	16	1	O	10	10	4	C	7	28	1	B	8	8	6	O	10	60	26	177	6.81
	SGPI: SEM-I: 6.44 ; SEM-II: 6.02 ; SEM-III: 6.25 ; SEM-IV: 6.43 ; SEM-V: 6.92 ; SEM-VI: 6.68 ; SEM-VII: 7.04 ; CGPI: 6.57																																						
12182530	MHATRE SAMRUDHA SUDHIR KALPANA											(ELECTIVE: ITC8041:ENTERPRISE RESOURCE PLANNING)																											
	56	22	53	22	44	20	50	19	46																														
	11	20	10	20	10	20	12	19	46															P															
	67	42	63	42	54	40	62	38	92																														
	4	C	7	28	1	O	10	10	4	C	7	28	1	O	10	10	4	D	6	24	1	O	10	10	4	C	7	28	1	A	9	9	6	O	10	60	26	207	7.96
	SGPI: SEM-I: 5.28 ; SEM-II: 5.11 ; SEM-III: 5.18 ; SEM-IV: 5.43 ; SEM-V: 5.92 ; SEM-VI: 6.12 ; SEM-VII: 7.37 ; CGPI: 6.05																																						
12182531	MISTRY SWAPNIL HITESH GEETA											(ELECTIVE: ITC8041:ENTERPRISE RESOURCE PLANNING)																											
	61	22	55	24	52	23	48	21	48																														
	16	20	17	24	11	23	14	22	49															P															
	77	42	72	48	63	46	62	43	97																														
	4	A	9	36	1	O	10	10	4	B	8	32	1	O	10	10	4	C	7	28	1	O	10	10	4	C	7	28	1	O	10	10	6	O	10	60	26	224	8.62
	SGPI: SEM-I: 7.85 ; SEM-II: 7.33 ; SEM-III: 9.50 ; SEM-IV: 9.21 ; SEM-V: 9.35 ; SEM-VI: 8.40 ; SEM-VII: 8.41 ; CGPI: 8.58																																						
12182532	PANDIT SHUBHAM NARESH NEHA											(ELECTIVE: ITC8041:ENTERPRISE RESOURCE PLANNING)																											
	58	19	54	20	53	19	50	18	49																														
	15	18	12	22	13	17	10	18	48															P															
	73	37	66	42	66	36	60	36	97																														
	4	B	8	32	1	B	8	8	4	C	7	28	1	O	10	10	4	C	7	28	1	B	8	8	4	C	7	28	1	B	8	8	6	O	10	60	26	210	8.08
	SGPI: SEM-I: 6.30 ; SEM-II: 6.06 ; SEM-III: 6.75 ; SEM-IV: 6.64 ; SEM-V: 7.85 ; SEM-VI: 8.08 ; SEM-VII: 8.22 ; CGPI: 7.25																																						



SEAT NO	NAME	<----- Course-I ----->			<----- Course-II ----->			<----- Course-III ----->			<----- Course-IV ----->			< Course-V >			RESULT	REMARK
		Th(80/32)	Tw(25/10)	In(20/08)	Th(80/32)	Tw(25/10)	In(20/08)	Th(80/32)	Tw(25/10)	In(20/08)	Th(80/32)	Tw(25/10)	In(20/08)	Tw(50/20)	Or(50/20)			
		Tot	Tot	Tot	Tot	Tot	Tot	Tot	Tot	Tot	Tot	Tot	Tot	Tot				
		C G GP C*G	C G GP C*G	C G GP C*G	C G GP C*G	C G GP C*G	C G GP C*G	C G GP C*G	C G GP C*G	C G GP C*G	C G GP C*G	C G GP C*G	C G GP C*G	C G GP C*G		排	排G SGPI	
1. ITC801	STORAGE NETWORK MGMT &				2. ITC802	BIG DATA ANALYTICS				3. ITC803	COMPUTER SIM. & MODE.							
4. ELECTIVE-II SUBJECT					5. ITP805	PROJECT-II												
12182533	PARATANE RAHUL HEMRAJ DEVIYANI	(ELECTIVE: ITC8041:ENTERPRISE RESOURCE PLANNING)																
		41	15	49	12	46	15	44	14	30								
		8	17	8	16	8	15	9	14	30							P	
		49	32	57	28	54	30	53	28	60								
		4 E 5 20	1 C 7 7	4 D 6 24	1 D 6 6	4 D 6 24	1 C 7 7	4 D 6 24	1 D 6 6	6 C 7 42						26	160 6.15	
		SGPI: SEM-I: 6.22 ; SEM-II: 6.33 ; SEM-III: 5.71 ; SEM-IV: 5.43 ; SEM-V: 5.31 ; SEM-VI: 6.00 ; SEM-VII: 5.85 ; CGPI: 5.88																
12182534	PATEL ASHOK RAJESH VALI	(ELECTIVE: ITC8041:ENTERPRISE RESOURCE PLANNING)																
		58	22	56	23	49	21	48	22	48								
		15	21	17	23	16	17	16	22	48							P	
		73	43	73	46	65	38	64	44	96								
		4 B 8 32	1 O 10 10	4 B 8 32	1 O 10 10	4 C 7 28	1 A 9 9	4 C 7 28	1 O 10 10	6 O 10 60						26	219 8.42	
		SGPI: SEM-I: 7.74 ; SEM-II: 8.48 ; SEM-III: 8.93 ; SEM-IV: 8.36 ; SEM-V: 8.88 ; SEM-VI: 9.20 ; SEM-VII: 8.41 ; CGPI: 8.55																
12182535	/PATEL HINAL PRABODH KOKILA	(ELECTIVE: ITC8041:ENTERPRISE RESOURCE PLANNING)																
		58	21	60	15	49	18	59	18	46								
		14	20	14	23	11	19	12	15	45							P	
		72	41	74	38	60	37	71	33	91								
		4 B 8 32	1 O 10 10	4 B 8 32	1 A 9 9	4 C 7 28	1 B 8 8	4 B 8 32	1 C 7 7	6 O 10 60						26	218 8.38	
		SGPI: SEM-I: 7.22 ; SEM-II: 6.63 ; SEM-III: 7.96 ; SEM-IV: 7.07 ; SEM-V: 8.38 ; SEM-VI: 8.56 ; SEM-VII: 8.70 ; CGPI: 7.86																
12182536	PATEL PRIYANK RAJESH JALPA	(ELECTIVE: ITC8041:ENTERPRISE RESOURCE PLANNING)																
		49	20	32	17	32	20	38	20	47								
		14	20	10	19	11	18	10	17	46							P	
		63	40	42	36	43	38	48	37	93								
		4 C 7 28	1 O 10 10	4 P 4 16	1 B 8 8	4 P 4 16	1 A 9 9	4 E 5 20	1 B 8 8	6 O 10 60						26	175 6.73	
		SGPI: SEM-I: 6.78 ; SEM-II: 7.33 ; SEM-III: 7.21 ; SEM-IV: 7.14 ; SEM-V: 7.77 ; SEM-VI: 7.52 ; SEM-VII: 7.04 ; CGPI: 7.19																

## UNIVERSITY OF MUMBAI

Page No.: 391

OFFICE REGISTER FOR THE B.E. (INFORMATION TECHNOLOGY ENGINEERING) (SEM VIII) (CBSGS) EXAMINATION HELD IN MAY 2019

COLLEGE/CENTRE

NAME: 466:VCET

RESULT DATE :- JULY 03, 2019

SEAT NO	NAME	<----- Course-I ----->			<----- Course-II ----->			<----- Course-III ----->			<----- Course-IV ----->			< Course-V >			RESULT	REMARK		
		Th(80/32)	Tw(25/10)	In(20/08)	Tot	Th(80/32)	Tw(25/10)	In(20/08)	Tot	Th(80/32)	Tw(25/10)	In(20/08)	Tot	Th(80/32)	Tw(25/10)	In(20/08)	Tot			
		C G GP C*G	C G GP C*G	C G GP C*G	C G GP C*G	C G GP C*G	C G GP C*G	C G GP C*G	C G GP C*G	C G GP C*G	C G GP C*G	C G GP C*G	C G GP C*G	C G GP C*G	C G GP C*G	C G GP C*G	C G GP C*G			
1. ITC801	STORAGE NETWORK MGMT &					2. ITC802	BIG DATA ANALYTICS			3. ITC803	COMPUTER SIM. & MODE.									
4. ELECTIVE-II SUBJECT						5. ITP805	PROJECT-II													
12182537 /PATIL PRIYANKA MURALIDHAR NILIMA		(ELECTIVE: ITC8041:ENTERPRISE RESOURCE PLANNING)																		
47	20	61	19	37	19	51	15	46												
14	19	13	20	14	17	12	14	45											P	
61	39	74	39	51	36	63	29	91												
4 C 7 28	1 A 9 9	4 B 8 32	1 A 9 9	4 D 6 24	1 B 8 8	4 C 7 28	1 D 6 6	6 O 10 60										26	204	7.85
SGPI: SEM-I: 7.63 ; SEM-II: 8.52 ; SEM-III: 7.96 ; SEM-IV: 7.50 ; SEM-V: 8.12 ; SEM-VI: 8.44 ; SEM-VII: 7.89 ; CGPI: 7.99																				
12182538 /PATIL SWEETY MAHESH VANDANA		(ELECTIVE: ITC8041:ENTERPRISE RESOURCE PLANNING)																		
55	20	60	21	54	21	62	16	49												
15	19	15	22	16	21	14	15	48											P	
70	39	75	43	70	42	76	31	97												
4 B 8 32	1 A 9 9	4 A 9 36	1 O 10 10	4 B 8 32	1 O 10 10	4 A 9 36	1 C 7 7	6 O 10 60										26	232	8.92
SGPI: SEM-I: 8.48 ; SEM-II: 7.59 ; SEM-III: 9.39 ; SEM-IV: 9.46 ; SEM-V: 9.35 ; SEM-VI: 9.32 ; SEM-VII: 8.52 ; CGPI: 8.88																				
12182539 PATIL VISMAY VIKAS VARSHA		(ELECTIVE: ITC8041:ENTERPRISE RESOURCE PLANNING)																		
52	21	60	22	41	18	59	18	32												
16	20	13	20	8	16	12	16	40											P	
68	41	73	42	49	34	71	34	72												
4 C 7 28	1 O 10 10	4 B 8 32	1 O 10 10	4 E 5 20	1 C 7 7	4 B 8 32	1 C 7 7	6 B 8 48										26	194	7.46
(DIPLOMA STUDENT)		SGPI: SEM-III: 7.43 ; SEM-IV: 6.93 ; SEM-V: 8.46 ; SEM-VI: 7.60 ; SEM-VII: 7.70 ; CGPI: 7.60																		
12182540 RAO SUMEET JAGDISH LEELA		(ELECTIVE: ITC8041:ENTERPRISE RESOURCE PLANNING)																		
64	19	59	14	58	19	53	16	44												
13	19	10	20	13	15	13	14	44											P	
77	38	69	34	71	34	66	30	88												
4 A 9 36	1 A 9 9	4 C 7 28	1 C 7 7	4 B 8 32	1 C 7 7	4 C 7 28	1 C 7 7	6 O 10 60										26	214	8.23
SGPI: SEM-I: 7.96 ; SEM-II: 8.04 ; SEM-III: 8.21 ; SEM-IV: 7.93 ; SEM-V: 7.81 ; SEM-VI: 8.60 ; SEM-VII: 8.00 ; CGPI: 8.10																				



UNIVERSITY OF MUMBAI

Page No.: 392

OFFICE REGISTER FOR THE B.E. (INFORMATION TECHNOLOGY ENGINEERING) (SEM VIII) (CBSGS) EXAMINATION HELD IN MAY 2019

COLLEGE/CENTRE NAME: 466: VCET

RESULT DATE :- JULY 03, 2019

SEAT_NO	NAME																					
	<----- Course-I ----->			<----- Course-II ----->			<----- Course-III ----->			<----- Course-IV ----->			< Course-V >			RESULT	REMARK					
	Th(80/32)	Tw(25/10)		Th(80/32)	Tw(25/10)		Th(80/32)	Tw(25/10)		Th(80/32)	Tw(25/10)		Tw(50/20)									
	In(20/08)	Or(25/10)		In(20/08)	Or(25/10)		In(20/08)	Or(25/10)		In(20/08)	Or(25/10)		Or(50/20)									
	Tot	Tot		Tot	Tot		Tot	Tot		Tot	Tot		Tot									
	C G GP C*G	C G GP C*G		C G GP C*G	C G GP C*G		C G GP C*G	C G GP C*G		C G GP C*G	C G GP C*G		C G GP C*G		腩	腩G	SGPI					
1. ITC801	STORAGE NETWORK MGMT &										2. ITC802			BIG DATA ANALYTICS			3. ITC803			COMPUTER SIM. & MODE.		
4. ELECTIVE-II SUBJECT											5. ITP805			PROJECT-II								
12182541	SHAH KRUNAL MUKESH ALKA										(ELECTIVE: ITC8041:ENTERPRISE RESOURCE PLANNING)											
	47	22		48	14		38	19		62	14		45									
	13	20		9	20		13	15		10	14		45			P						
	60	42		57	34		51	34		72	28		90									
	4 C 7 28	1 O 10 10		4 D 6 24	1 C 7 7		4 D 6 24	1 C 7 7		4 B 8 32	1 D 6 6		6 O 10 60		26	198	7.62					
	SGPI: SEM-I: 6.15 ; SEM-II: 6.17 ; SEM-III: 6.89 ; SEM-IV: 6.68 ; SEM-V: 7.73 ; SEM-VI: 6.84 ; SEM-VII: 7.70 ; CGPI: 6.97																					
12182542	SHAH YASH ALPESH PREETI										(ELECTIVE: ITC8041:ENTERPRISE RESOURCE PLANNING)											
	37	22		51	20		55	19		59	14		45									
	14	20		10	20		13	15		11	14		45			P						
	51	42		61	40		68	34		70	28		90									
	4 D 6 24	1 O 10 10		4 C 7 28	1 O 10 10		4 C 7 28	1 C 7 7		4 B 8 32	1 D 6 6		6 O 10 60		26	205	7.88					
	SGPI: SEM-I: 7.70 ; SEM-II: 7.93 ; SEM-III: 7.25 ; SEM-IV: 6.93 ; SEM-V: 7.77 ; SEM-VI: 7.64 ; SEM-VII: 7.85 ; CGPI: 7.62																					
12182543	/SHARMA VISHAKHA VIVEK ROSHNI										(ELECTIVE: ITC8041:ENTERPRISE RESOURCE PLANNING)											
	42	19		49	21		43	20		52	15		47									
	12	19		11	23		15	20		9	14		47			P						
	54	38		60	44		58	40		61	29		94									
	4 D 6 24	1 A 9 9		4 C 7 28	1 O 10 10		4 D 6 24	1 O 10 10		4 C 7 28	1 D 6 6		6 O 10 60		26	199	7.65					
	SGPI: SEM-I: 7.56 ; SEM-II: 7.59 ; SEM-III: 9.07 ; SEM-IV: 7.79 ; SEM-V: 8.77 ; SEM-VI: 7.76 ; SEM-VII: 7.67 ; CGPI: 7.98																					
12182544	SINGH ANURAG RAJENDRA GYANTI										(ELECTIVE: ITC8041:ENTERPRISE RESOURCE PLANNING)											
	50	20		56	14		53	19		63	16		40									
	11	20		9	20		13	18		12	15		40			P						
	61	40		65	34		66	37		75	31		80									
	4 C 7 28	1 O 10 10		4 C 7 28	1 C 7 7		4 C 7 28	1 B 8 8		4 A 9 36	1 C 7 7		6 O 10 60		26	212	8.15					
	SGPI: SEM-I: 5.78 ; SEM-II: 5.63 ; SEM-III: 5.21 ; SEM-IV: 5.54 ; SEM-V: 7.42 ; SEM-VI: 6.56 ; SEM-VII: 7.85 ; CGPI: 6.52																					



## UNIVERSITY OF MUMBAI

Page No.: 394

OFFICE REGISTER FOR THE B.E. (INFORMATION TECHNOLOGY ENGINEERING) (SEM VIII) (CBSGS) EXAMINATION HELD IN MAY 2019  
COLLEGE/CENTRE NAME: 466:VCET

RESULT DATE :- JULY 03, 2019

SEAT_NO	NAME	<----- Course-I ----->		<----- Course-II ----->		<----- Course-III ----->		<----- Course-IV ----->		< Course-V >		RESULT	REMARK
		Th(80/32)	Tw(25/10)	Th(80/32)	Tw(25/10)	Th(80/32)	Tw(25/10)	Th(80/32)	Tw(25/10)	Tw(50/20)			
		In(20/08)	Or(25/10)	In(20/08)	Or(25/10)	In(20/08)	Or(25/10)	In(20/08)	Or(25/10)	Or(50/20)			
		Tot	Tot	Tot	Tot	Tot	Tot	Tot	Tot	Tot			
		C G GP C*G	C G GP C*G	C G GP C*G	C G GP C*G	C G GP C*G	C G GP C*G	C G GP C*G	C G GP C*G	C G GP C*G			
1. ITC801	STORAGE NETWORK MGMT &												
2. ITC802	BIG DATA ANALYTICS												
3. ITC803	COMPUTER SIM. & MODE.												
4. ELECTIVE-II SUBJECT													
5. ITP805	PROJECT-II												
12182549	TAMHANEKAR UMANG VIJAY SHRADDHA	(ELECTIVE: ITC8041:ENTERPRISE RESOURCE PLANNING)											
51	16	61	14	41	17	61	14	43					
12	17	9	20	12	18	8	14	42				P	
63	33	70	34	53	35	69	28	85					
4 C 7 28	1 C 7 7	4 B 8 32	1 C 7 7	4 D 6 24	1 B 8 8	4 C 7 28	1 D 6 6	6 O 10 60				26	200 7.69
SGPI: SEM-I: 6.31 ; SEM-II: 6.17 ; SEM-III: 6.89 ; SEM-IV: 5.71 ; SEM-V: 6.50 ; SEM-VI: 6.80 ; SEM-VII: 7.74 ; CGPI: 6.73 @0.02													
12182550	TANDEL DHIRAJ DAMODAR VIJAYA	(ELECTIVE: ITC8041:ENTERPRISE RESOURCE PLANNING)											
57	21	34	17	32	17	42	16	46					
12	19	9	18	10	16	11	14	44				P	
69	40	43	35	42	33	53	30	90					
4 C 7 28	1 O 10 10	4 P 4 16	1 B 8 8	4 P 4 16	1 C 7 7	4 D 6 24	1 C 7 7	6 O 10 60				26	176 6.77
SGPI: SEM-I: 5.65 ; SEM-II: 4.91 ; SEM-III: 4.54 ; SEM-IV: 5.04 ; SEM-V: 5.65 ; SEM-VI: 6.40 ; SEM-VII: 6.59 ; CGPI: 5.69													
12182551	/TANDEL RINKU GOVIND GEETA	(ELECTIVE: ITC8041:ENTERPRISE RESOURCE PLANNING)											
53	21	68	14	42	21	61	15	32					
13	21	15	20	13	22	13	14	40				P	
66	42	83	34	55	43	74	29	72					
4 C 7 28	1 O 10 10	4 O 10 40	1 C 7 7	4 D 6 24	1 O 10 10	4 B 8 32	1 D 6 6	6 B 8 48				26	205 7.88
SGPI: SEM-I: 5.89 ; SEM-II: 6.63 ; SEM-III: 7.07 ; SEM-IV: 7.25 ; SEM-V: 7.54 ; SEM-VI: 7.40 ; SEM-VII: 7.70 ; CGPI: 7.17													
12182552	YADAV ABHISHEK DILIP PRABHAVATI	(ELECTIVE: ITC8041:ENTERPRISE RESOURCE PLANNING)											
71	20	56	14	43	18	44	17	45					
12	20	11	20	11	18	12	14	45				P	
83	40	67	34	54	36	56	31	90					
4 O 10 40	1 O 10 10	4 C 7 28	1 C 7 7	4 D 6 24	1 B 8 8	4 D 6 24	1 C 7 7	6 O 10 60				26	208 8.00
SGPI: SEM-I: 6.74 ; SEM-II: 6.69 ; SEM-III: 7.79 ; SEM-IV: 6.89 ; SEM-V: 7.62 ; SEM-VI: 7.68 ; SEM-VII: 8.00 ; CGPI: 7.43													





UNIVERSITY OF MUMBAI

Page No.: 396

OFFICE REGISTER FOR THE B.E. (INFORMATION TECHNOLOGY ENGINEERING) (SEM VIII) (CBSGS) EXAMINATION HELD IN MAY 2019  
COLLEGE/CENTRE NAME: 466:VCET

RESULT DATE :- JULY 03, 2019

SEAT_NO	NAME			NAME			NAME			NAME			NAME			RESULT	REMARK
	<----- Course-I ----->			<----- Course-II ----->			<----- Course-III ----->			<----- Course-IV ----->			< Course-V >				
	Th(80/32)	Tw(25/10)		Th(80/32)	Tw(25/10)		Th(80/32)	Tw(25/10)		Th(80/32)	Tw(25/10)		Tw(50/20)				
	In(20/08)	Or(25/10)		In(20/08)	Or(25/10)		In(20/08)	Or(25/10)		In(20/08)	Or(25/10)		Or(50/20)				
	Tot	Tot		Tot	Tot		Tot	Tot		Tot	Tot		Tot				
	C G GP C*G	C G GP C*G		C G GP C*G	C G GP C*G		C G GP C*G	C G GP C*G		C G GP C*G	C G GP C*G		C G GP C*G		腓	腓G SGPI	
1. ITC801	STORAGE NETWORK MGMT &			2. ITC802	BIG DATA ANALYTICS			3. ITC803	COMPUTER SIM. & MODE.								
4. ELECTIVE-II SUBJECT				5. ITP805	PROJECT-II												
12182557 /BHIWANDKAR NAMARATA NITIN HINA													(ELECTIVE: ITC8046:SOFTWARE TESTING & QUALITY ASSURANCE)				
52	22		34	21		33	18		39	22		47					
12	21		11	20		9	18		16	20		46		P			
64	43		45	41		42	36		55	42		93					
4 C 7 28	1 O 10 10		4 E 5 20	1 O 10 10		4 P 4 16	1 B 8 8		4 D 6 24	1 O 10 10		6 O 10 60		26 186	7.15		
(DIPLOMA STUDENT)			SGPI: SEM-III: 7.32 ; SEM-IV: 7.11 ; SEM-V: 7.15 ; SEM-VI: 7.44 ; SEM-VII: 7.19 ; CGPI: 7.23														
12182558 BIRWADKAR ROHAN PRASHANT KALPANA													(ELECTIVE: ITC8046:SOFTWARE TESTING & QUALITY ASSURANCE)				
42	18		32	21		32	18		33	20		40					
10	18		8	18		8	17		11	18		40		P			
52	36		40	39		40	35		44	38		80					
4 D 6 24	1 B 8 8		4 P 4 16	1 A 9 9		4 P 4 16	1 B 8 8		4 P 4 16	1 A 9 9		6 O 10 60		26 166	6.38		
(DIPLOMA STUDENT)			SGPI: SEM-III: 6.46 ; SEM-IV: 6.07 ; SEM-V: 6.46 ; SEM-VI: 6.40 ; SEM-VII: 6.22 ; CGPI: 6.33														
12182559 DANDANE PARESH RAGHUNATH ROHINI													(ELECTIVE: ITC8046:SOFTWARE TESTING & QUALITY ASSURANCE)				
60	18		58	19		49	19		60	20		34					
16	18		13	22		13	20		16	18		45		P			
76	36		71	41		62	39		76	38		79					
4 A 9 36	1 B 8 8		4 B 8 32	1 O 10 10		4 C 7 28	1 A 9 9		4 A 9 36	1 A 9 9		6 A 9 54		26 222	8.54		
SGPI: SEM-I: 7.04 ; SEM-II: 7.41 ; SEM-III: 7.29 ; SEM-IV: 7.82 ; SEM-V: 8.62 ; SEM-VI: 7.92 ; SEM-VII: 8.04 ; CGPI: 7.84																	
12182560 /DESAI RITU RAJU ANUPAMA													(ELECTIVE: ITC8046:SOFTWARE TESTING & QUALITY ASSURANCE)				
58	20		47	20		45	19		44	20		32					
14	20		12	22		13	18		16	18		40		P			
72	40		59	42		58	37		60	38		72					
4 B 8 32	1 O 10 10		4 D 6 24	1 O 10 10		4 D 6 24	1 B 8 8		4 C 7 28	1 A 9 9		6 B 8 48		26 193	7.42		
SGPI: SEM-I: 7.11 ; SEM-II: 6.63 ; SEM-III: 7.57 ; SEM-IV: 6.82 ; SEM-V: 8.31 ; SEM-VI: 7.92 ; SEM-VII: 8.26 ; CGPI: 7.51																	

SEAT NO	NAME	<----- Course-I ----->		<----- Course-II ----->		<----- Course-III ----->		<----- Course-IV ----->		< Course-V >		RESULT	REMARK
		Th(80/32)	Tw(25/10)	Th(80/32)	Tw(25/10)	Th(80/32)	Tw(25/10)	Th(80/32)	Tw(25/10)	Th(80/32)	Tw(50/20)		
		In(20/08)	Or(25/10)	In(20/08)	Or(25/10)	In(20/08)	Or(25/10)	In(20/08)	Or(25/10)	In(20/08)	Or(50/20)		
		Tot	Tot	Tot	Tot	Tot	Tot	Tot	Tot	Tot	Tot		
		C G GP C*G	C G GP C*G	C G GP C*G	C G GP C*G	C G GP C*G	C G GP C*G	C G GP C*G	C G GP C*G	C G GP C*G	C G GP C*G		腓 腓G SGPI
1. ITC801	STORAGE NETWORK MGMT &												
4. ELECTIVE-II SUBJECT													
				2. ITC802	BIG DATA ANALYTICS			3. ITC803	COMPUTER SIM. & MODE.				
				5. ITP805	PROJECT-II								
(ELECTIVE: ITC8046:SOFTWARE TESTING & QUALITY ASSURANCE)													
12182561	JADHAV AAKASH BHUTESING ANITA												
56	17	45	14	37	17	45	19	40					P
10	19	8	16	8	15	12	21	35					
66	36	53	30	45	32	57	40	75					
4 C 7 28	1 B 8 8	4 D 6 24	1 C 7 7	4 E 5 20	1 C 7 7	4 D 6 24	1 O 10 10	6 A 9 54				26 182	7.00
(DIPLOMA STUDENT) SGPI: SEM-III: 5.96 ; SEM-IV: 6.32 ; SEM-V: 6.69 ; SEM-VI: 6.52 ; SEM-VII: 6.07 ; CGPI: 6.43													
(ELECTIVE: ITC8046:SOFTWARE TESTING & QUALITY ASSURANCE)													
12182562	JAIWAR ANKUR CHANDRASHEKAR SUMAN												
49	19	41	19	36	17	53	20	30					P
12	20	8	17	11	19	13	18	38					
61	39	49	36	47	36	66	38	68					
4 C 7 28	1 A 9 9	4 E 5 20	1 B 8 8	4 E 5 20	1 B 8 8	4 C 7 28	1 A 9 9	6 C 7 42				26 172	6.62
SGPI: SEM-I: 6.30 ; SEM-II: 7.11 ; SEM-III: 6.57 ; SEM-IV: 6.25 ; SEM-V: 7.19 ; SEM-VI: 6.68 ; SEM-VII: 7.33 ; CGPI: 6.76													
(ELECTIVE: ITC8046:SOFTWARE TESTING & QUALITY ASSURANCE)													
12182563	JHA JAANVI JAYCHANDRA KALPANA												
59	21	60	20	41	19	51	21	47					P
13	22	12	22	12	20	16	20	45					
72	43	72	42	53	39	67	41	92					
4 B 8 32	1 O 10 10	4 B 8 32	1 O 10 10	4 D 6 24	1 A 9 9	4 C 7 28	1 O 10 10	6 O 10 60				26 215	8.27
SGPI: SEM-I: 7.41 ; SEM-II: 7.41 ; SEM-III: 9.04 ; SEM-IV: 7.89 ; SEM-V: 8.69 ; SEM-VI: 7.80 ; SEM-VII: 7.96 ; CGPI: 8.06													
(ELECTIVE: ITC8046:SOFTWARE TESTING & QUALITY ASSURANCE)													
12182564	JOSHI DISHA KAMLESH PRADGNA												
49	19	59	22	52	22	50	22	47					P
14	21	13	22	16	20	17	22	45					
63	40	72	44	68	42	67	44	92					
4 C 7 28	1 O 10 10	4 B 8 32	1 O 10 10	4 C 7 28	1 O 10 10	4 C 7 28	1 O 10 10	6 O 10 60				26 216	8.31
SGPI: SEM-I: 8.41 ; SEM-II: 7.56 ; SEM-III: 8.68 ; SEM-IV: 8.43 ; SEM-V: 8.42 ; SEM-VI: 9.36 ; SEM-VII: 8.81 ; CGPI: 8.50													



SEAT_NO	NAME	<----- Course-I ----->		<----- Course-II ----->		<----- Course-III ----->		<----- Course-IV ----->		< Course-V >		RESULT	REMARK
		Th(80/32)	Tw(25/10)	Th(80/32)	Tw(25/10)	Th(80/32)	Tw(25/10)	Th(80/32)	Tw(25/10)	Th(80/32)	Tw(50/20)		
		In(20/08)	Or(25/10)	In(20/08)	Or(25/10)	In(20/08)	Or(25/10)	In(20/08)	Or(25/10)	In(20/08)	Or(50/20)		
		Tot	Tot	Tot	Tot	Tot	Tot	Tot	Tot	Tot	Tot		
		C G GP C*G	C G GP C*G	C G GP C*G	C G GP C*G	C G GP C*G	C G GP C*G	C G GP C*G	C G GP C*G	C G GP C*G	C G GP C*G		

1. ITC801 STORAGE NETWORK MGMT & 2. ITC802 BIG DATA ANALYTICS 3. ITC803 COMPUTER SIM. & MODE.  
 4. ELECTIVE-II SUBJECT 5. ITP805 PROJECT-II

12182565 KARAMBE PRATHAMESH ANIL ASHWINI (ELECTIVE: ITC8046:SOFTWARE TESTING & QUALITY ASSURANCE)  
 63 23 58 24 54 23 60 24 49 P  
 16 22 17 23 19 23 20 22 49  
 79 45 75 47 73 46 80 46 98  
 4 A 9 36 1 O 10 10 4 A 9 36 1 O 10 10 4 B 8 32 1 O 10 10 4 O 10 40 1 O 10 10 6 O 10 60 26 244 9.38  
 SGPI: SEM-I: 6.63 ; SEM-II: 7.30 ; SEM-III: 9.07 ; SEM-IV: 9.46 ; SEM-V: 9.65 ; SEM-VI: 9.84 ; SEM-VII: 9.41 ; CGPI: 8.84

12182566 /KHOT MANSI SUHAS SUNITA (ELECTIVE: ITC8046:SOFTWARE TESTING & QUALITY ASSURANCE)  
 47 19 43 22 44 23 43 21 47 P  
 13 21 14 22 17 23 18 21 45  
 60 40 57 44 61 46 61 42 92  
 4 C 7 28 1 O 10 10 4 D 6 24 1 O 10 10 4 C 7 28 1 O 10 10 6 O 10 60 26 208 8.00  
 SGPI: SEM-I: 7.07 ; SEM-II: 6.85 ; SEM-III: 8.21 ; SEM-IV: 7.64 ; SEM-V: 8.81 ; SEM-VI: 8.20 ; SEM-VII: 8.00 ; CGPI: 7.85

12182567 /KULAL SOUMYA KRISHNA SEETA (ELECTIVE: ITC8046:SOFTWARE TESTING & QUALITY ASSURANCE)  
 61 20 50 22 40 22 40 22 48 P  
 16 21 14 22 16 21 17 20 49  
 77 41 64 44 56 43 57 42 97  
 4 A 9 36 1 O 10 10 4 C 7 28 1 O 10 10 4 D 6 24 1 O 10 10 6 O 10 60 26 212 8.15  
 SGPI: SEM-I: 7.59 ; SEM-II: 7.11 ; SEM-III: 8.43 ; SEM-IV: 8.00 ; SEM-V: 8.38 ; SEM-VI: 8.48 ; SEM-VII: 8.56 ; CGPI: 8.09

12182568 /LADE MITALI PRADEEP DAXA (ELECTIVE: ITC8046:SOFTWARE TESTING & QUALITY ASSURANCE)  
 50 22 36 21 46 21 40 22 48 P  
 12 21 13 22 14 22 14 19 48  
 62 43 49 43 60 43 54 41 96  
 4 C 7 28 1 O 10 10 4 E 5 20 1 O 10 10 4 C 7 28 1 O 10 10 4 D 6 24 1 O 10 10 6 O 10 60 26 200 7.69  
 SGPI: SEM-I: 7.41 ; SEM-II: 7.04 ; SEM-III: 7.86 ; SEM-IV: 7.61 ; SEM-V: 7.77 ; SEM-VI: 7.76 ; SEM-VII: 7.48 ; CGPI: 7.58

/- FEMALE, #- 0.229,@- 0.5042,@- 0.5043,\* - 0.5045,ADC- ADMISSION CANCELLED, RR- RESERVED, -- FAILS IN THEORY OR PRACTICAL  
 RLE- RESERVE FOR LOWER EXAMINATION, RPV- PROVISIONAL, RCC- 0.5050, A.ABS- ABSENT, F- FAILS, P- PASSES, NULL- NULL & VOID

SEAT NO	NAME	<----- Course-I ----->		<----- Course-II ----->		<----- Course-III ----->		<----- Course-IV ----->		< Course-V >		RESULT	REMARK
		Th(80/32)	Tw(25/10)	Th(80/32)	Tw(25/10)	Th(80/32)	Tw(25/10)	Th(80/32)	Tw(25/10)	Tw(50/20)			
		In(20/08)	Or(25/10)	In(20/08)	Or(25/10)	In(20/08)	Or(25/10)	In(20/08)	Or(25/10)	Or(50/20)			
		Tot	Tot	Tot	Tot	Tot	Tot	Tot	Tot	Tot			
		C G GP C*G	C G GP C*G	C G GP C*G	C G GP C*G	C G GP C*G	C G GP C*G	C G GP C*G	C G GP C*G	C G GP C*G			腓 腓G SGPI
1. ITC801	STORAGE NETWORK MGMT &			2. ITC802	BIG DATA ANALYTICS			3. ITC803	COMPUTER SIM. & MODE.				
4. ELECTIVE-II SUBJECT				5. ITP805	PROJECT-II								
12182569	/LADE PRIYA RAJESH PRATIMA	(ELECTIVE: ITC8046:SOFTWARE TESTING & QUALITY ASSURANCE)											
55	20	48	21	43	20	41	21	32				P	
13	20	10	22	11	20	14	20	40					
68	40	58	43	54	40	55	41	72					
4 C 7 28	1 O 10 10	4 D 6 24	1 O 10 10	4 D 6 24	1 O 10 10	4 D 6 24	1 O 10 10	6 B 8 48				26	188 7.23
(DIPLOMA STUDENT)		SGPI: SEM-III: 6.50		SEM-IV: 7.07		SEM-V: 7.62		SEM-VI: 7.76		SEM-VII: 7.56			CGPI: 7.29
12182570	/MATE BHUMIKA VILAS JYOTSNA	(ELECTIVE: ITC8046:SOFTWARE TESTING & QUALITY ASSURANCE)											
65	22	60	22	32	21	62	23	48				P	
16	21	14	22	13	22	19	21	49					
81	43	74	44	45	43	81	44	97					
4 O 10 40	1 O 10 10	4 B 8 32	1 O 10 10	4 E 5 20	1 O 10 10	4 O 10 40	1 O 10 10	6 O 10 60				26	232 8.92
(DIPLOMA STUDENT)		SGPI: SEM-III: 6.71		SEM-IV: 7.64		SEM-V: 8.15		SEM-VI: 8.24		SEM-VII: 8.22			CGPI: 7.98
12182571	/MEMON KHUSHBOO SALIM RESHMA	(ELECTIVE: ITC8046:SOFTWARE TESTING & QUALITY ASSURANCE)											
54	21	50	23	62	23	46	23	49				P	
15	20	13	23	20	23	19	21	49					
69	41	63	46	82	46	65	44	98					
4 C 7 28	1 O 10 10	4 C 7 28	1 O 10 10	4 O 10 40	1 O 10 10	4 C 7 28	1 O 10 10	6 O 10 60				26	224 8.62
SGPI: SEM-I: 7.41		SEM-II: 8.74		SEM-III: 9.46		SEM-IV: 9.00		SEM-V: 9.19		SEM-VI: 9.36		SEM-VII: 8.15	CGPI: 8.74
12182572	/NAIR REVATHI MURALI PARVATHY	(ELECTIVE: ITC8046:SOFTWARE TESTING & QUALITY ASSURANCE)											
52	20	58	22	51	21	51	22	49				P	
15	20	14	23	17	20	18	22	49					
67	40	72	45	68	41	69	44	98					
4 C 7 28	1 O 10 10	4 B 8 32	1 O 10 10	4 C 7 28	1 O 10 10	4 C 7 28	1 O 10 10	6 O 10 60				26	216 8.31
SGPI: SEM-I: 7.00		SEM-II: 7.19		SEM-III: 7.89		SEM-IV: 7.93		SEM-V: 8.69		SEM-VI: 8.80		SEM-VII: 8.15	CGPI: 8.00



SEAT_NO	NAME	<----- Course-I ----->			<----- Course-II ----->			<----- Course-III ----->			<----- Course-IV ----->			< Course-V >			RESULT	REMARK
		Th(80/32)	Tw(25/10)	In(20/08)	Th(80/32)	Tw(25/10)	In(20/08)	Th(80/32)	Tw(25/10)	In(20/08)	Th(80/32)	Tw(25/10)	In(20/08)	Or(25/10)	Or(50/20)			
		Tot	Tot	Tot	Tot	Tot	Tot	Tot	Tot	Tot	Tot	Tot	Tot	Tot	Tot			
		C G GP C*G	C G GP C*G	C G GP C*G	C G GP C*G	C G GP C*G	C G GP C*G	C G GP C*G	C G GP C*G	C G GP C*G	C G GP C*G	C G GP C*G	C G GP C*G	C G GP C*G	C G GP C*G	排	排G	SGPI
1. ITC801	STORAGE NETWORK MGMT &				2. ITC802	BIG DATA ANALYTICS				3. ITC803	COMPUTER SIM. & MODE.							
4. ELECTIVE-II SUBJECT					5. ITP805	PROJECT-II												
12182573	NANDGAONKAR SHUBHAM GANESH ANITA	(ELECTIVE: ITC8046:SOFTWARE TESTING & QUALITY ASSURANCE)																
		56	15	42	12	32	15	41	16	30								
		8	12	8	16	8	12	10	17	30								P
		64	27	50	28	40	27	51	33	60								
		4 C 7 28	1 D 6 6	4 D 6 24	1 D 6 6	4 P 4 16	1 D 6 6	4 D 6 24	1 C 7 7	6 C 7 42								26 159 6.12
	(DIPLOMA STUDENT)	SGPI: SEM-III: 5.50 ; SEM-IV: 5.36 ; SEM-V: 5.73 ; SEM-VI: 5.44 ; SEM-VII: 6.33 ; CGPI: 5.75																
12182574	PATIL VAIBHAV JAYWANT SUNITA	(ELECTIVE: ITC8046:SOFTWARE TESTING & QUALITY ASSURANCE)																
		56	15	32	13	35	15	33	17	41								
		10	12	8	15	8	12	8	13	40								P
		66	27	40	28	43	27	41	30	81								
		4 C 7 28	1 D 6 6	4 P 4 16	1 D 6 6	4 P 4 16	1 D 6 6	4 P 4 16	1 C 7 7	6 O 10-60								26 161 6.19
		SGPI: SEM-I: 5.94 ; SEM-II: 6.20 ; SEM-III: 5.21 ; SEM-IV: 5.25 ; SEM-V: 5.00 ; SEM-VI: 5.80 ; SEM-VII: 6.44 ; CGPI: 5.75																
12182575	/PAWAR DIPTI PRADEEP BEENA	(ELECTIVE: ITC8046:SOFTWARE TESTING & QUALITY ASSURANCE)																
		63	19	54	19	41	18	48	20	30								
		15	20	11	18	10	20	18	20	38								P
		78	39	65	37	51	38	66	40	68								
		4 A 9 36	1 A 9 9	4 C 7 28	1 B 8 8	4 D 6 24	1 A 9 9	4 C 7 28	1 O 10 10	6 C 7 42								26 194 7.46
		SGPI: SEM-I: 7.89 ; SEM-II: 7.76 ; SEM-III: 9.11 ; SEM-IV: 8.14 ; SEM-V: 8.69 ; SEM-VI: 8.24 ; SEM-VII: 8.37 ; CGPI: 8.21																
12182576	/PILANKAR MANASI VITTHAL SUPRIYA	(ELECTIVE: ITC8046:SOFTWARE TESTING & QUALITY ASSURANCE)																
		55	21	54	22	55	19	44	20	48								
		13	20	10	20	11	16	16	18	49								P
		68	41	64	42	66	35	60	38	97								
		4 C 7 28	1 O 10 10	4 C 7 28	1 O 10 10	4 C 7 28	1 B 8 8	4 C 7 28	1 A 9 9	6 O 10 60								26 209 8.04
	(DIPLOMA STUDENT)	SGPI: SEM-III: 6.50 ; SEM-IV: 6.82 ; SEM-V: 7.23 ; SEM-VI: 6.96 ; SEM-VII: 7.52 ; CGPI: 7.18																

SEAT_NO	NAME	<----- Course-I ----->			<----- Course-II ----->			<----- Course-III ----->			<----- Course-IV ----->			< Course-V >			RESULT	REMARK
		Th(80/32)	Tw(25/10)	Th(80/32)	Tw(25/10)	Th(80/32)	Tw(25/10)	Th(80/32)	Tw(25/10)	Th(80/32)	Tw(25/10)	Th(80/32)	Tw(25/10)	Tw(50/20)				
		In(20/08)	Or(25/10)	In(20/08)	Or(25/10)	In(20/08)	Or(25/10)	In(20/08)	Or(25/10)	In(20/08)	Or(25/10)	In(20/08)	Or(25/10)	Or(50/20)				
		Tot	Tot	Tot	Tot	Tot	Tot	Tot	Tot	Tot	Tot	Tot	Tot	Tot				
		C G GP C*G	C G GP C*G	C G GP C*G	C G GP C*G	C G GP C*G	C G GP C*G	C G GP C*G	C G GP C*G	C G GP C*G	C G GP C*G	C G GP C*G	C G GP C*G	C G GP C*G				
															腓	腓G	SGPI	
1. ITC801	STORAGE NETWORK MGMT &																	
2. ITC802	BIG DATA ANALYTICS																	
3. ITC803	COMPUTER SIM. & MODE.																	
4. ELECTIVE-II SUBJECT																		
5. ITP805	PROJECT-II																	
12182577	PRASAD OM PRAKASH RAMBABU PUSHPA	(ELECTIVE: ITC8046:SOFTWARE TESTING & QUALITY ASSURANCE)																
		66	18	59	19	53	18	55	19	43								
		15	18	12	22	13	20	17	19	42							P	
		81	36	71	41	66	38	72	38	85								
		4 O 10 40	1 B 8 8	4 B 8 32	1 O 10 10	4 C 7 28	1 A 9 9	4 B 8 32	1 A 9 9	6 O 10 60						26	228	8.77
		SGPI: SEM-I: 8.85 ; SEM-II: 9.11 ; SEM-III: 7.50 ; SEM-IV: 7.64 ; SEM-V: 8.96 ; SEM-VI: 7.76 ; SEM-VII: 8.26 ; CGPI: 8.36																
12182578	/SHARMA PRITI SURESH POONAM	(ELECTIVE: ITC8046:SOFTWARE TESTING & QUALITY ASSURANCE)																
		65	19	58	18	46	18	60	19	30								
		8	16	10	17	13	17	13	20	30							P	
		73	35	68	35	59	35	73	39	60								
		4 B 8 32	1 B 8 8	4 C 7 28	1 B 8 8	4 D 6 24	1 B 8 8	4 B 8 32	1 A 9 9	6 C 7 42						26	191	7.35
		(DIPLOMA STUDENT) SGPI: SEM-III: 6.21 ; SEM-IV: 6.86 ; SEM-V: 7.08 ; SEM-VI: 7.20 ; SEM-VII: 6.70 ; CGPI: 6.90																
12182579	/SOLANKI RICHA DILIP ALPA	(ELECTIVE: ITC8046:SOFTWARE TESTING & QUALITY ASSURANCE)																
		54	20	63	20	52	19	54	21	46								
		10	18	11	19	13	18	14	21	46							P	
		64	38	74	39	65	37	68	42	92								
		4 C 7 28	1 A 9 9	4 B 8 32	1 A 9 9	4 C 7 28	1 B 8 8	4 C 7 28	1 O 10 10	6 O 10 60						26	212	8.15
		SGPI: SEM-I: 7.56 ; SEM-II: 8.00 ; SEM-III: 9.07 ; SEM-IV: 8.71 ; SEM-V: 9.15 ; SEM-VI: 8.68 ; SEM-VII: 7.96 ; CGPI: 8.41																
12182580	TAMBE SAHIL SURESH RASHMI	(ELECTIVE: ITC8046:SOFTWARE TESTING & QUALITY ASSURANCE)																
		51	20	48	17	43	17	33	17	30								
		11	18	8	20	11	17	11	20	38							P	
		62	38	56	37	54	34	44	37	68								
		4 C 7 28	1 A 9 9	4 D 6 24	1 B 8 8	4 D 6 24	1 C 7 7	4 P 4 16	1 B 8 8	6 C 7 42						26	166	6.38
		SGPI: SEM-I: 7.37 ; SEM-II: 7.96 ; SEM-III: 7.04 ; SEM-IV: 7.11 ; SEM-V: 6.85 ; SEM-VI: 7.32 ; SEM-VII: 7.33 ; CGPI: 7.17																



SEAT_NO	NAME	<----- Course-I ----->			<----- Course-II ----->			<----- Course-III ----->			<----- Course-IV ----->			< Course-V >			RESULT	REMARK		
		Th(80/32)	Tw(25/10)	In(20/08)	Tot	Th(80/32)	Tw(25/10)	In(20/08)	Tot	Th(80/32)	Tw(25/10)	In(20/08)	Tot	Th(80/32)	Tw(25/10)	Or(50/20)	Tot			
		C G GP C*G	C G GP C*G	C G GP C*G	C G GP C*G	C G GP C*G	C G GP C*G	C G GP C*G	C G GP C*G	C G GP C*G	C G GP C*G	C G GP C*G	C G GP C*G	C G GP C*G	C G GP C*G	C G GP C*G	C G GP C*G			
1. ITC801	STORAGE NETWORK MGMT &					2. ITC802	BIG DATA ANALYTICS			3. ITC803	COMPUTER SIM. & MODE.									
4. ELECTIVE-II SUBJECT						5. ITP805	PROJECT-II													
12182581	UNADKAT JASH RAJESH KALPANA	(ELECTIVE: ITC8046:SOFTWARE TESTING & QUALITY ASSURANCE)																		
		57	22	61	20	35	17	55	21	46										
		10	20	10	21	11	20	14	21	46									P	
		67	42	71	41	46	37	69	42	92										
		4 C 7 28	1 O 10 10	4 B 8 32	1 O 10 10	4 E 5 20	1 B 8 8	4 C 7 28	1 O 10 10	6 O 10 60								26	206	7.92
	(DIPLOMA STUDENT)	SGPI: SEM-III: 6.04 ; SEM-IV: 7.36 ; SEM-V: 7.62 ; SEM-VI: 7.92 ; SEM-VII: 7.93 ; CGPI: 7.47																		
12182582	UPADHYAY ATULKUMAR DINESHCHANDRA GEETA	(ELECTIVE: ITC8046:SOFTWARE TESTING & QUALITY ASSURANCE)																		
		61	19	60	19	38	16	54	17	40										
		12	19	10	20	8	17	15	22	40									P	
		73	38	70	39	46	33	69	39	80										
		4 B 8 32	1 A 9 9	4 B 8 32	1 A 9 9	4 E 5 20	1 C 7 7	4 C 7 28	1 A 9 9	6 O 10 60								26	206	7.92
	(DIPLOMA STUDENT)	SGPI: SEM-III: 7.71 ; SEM-IV: 8.00 ; SEM-V: 8.27 ; SEM-VI: 7.04 ; SEM-VII: 7.37 ; CGPI: 7.72 @0.03																		
12182583	VAIDYA VARUN SUNIL VAISHALI	(ELECTIVE: ITC8046:SOFTWARE TESTING & QUALITY ASSURANCE)																		
		59	20	38	17	38	21	51	20	34										
		12	19	11	21	9	20	13	20	45									P	
		71	39	49	38	47	41	64	40	79										
		4 B 8 32	1 A 9 9	4 E 5 20	1 A 9 9	4 E 5 20	1 O 10 10	4 C 7 28	1 O 10 10	6 A 9 54								26	192	7.38
		SGPI: SEM-I: 7.85 ; SEM-II: 7.56 ; SEM-III: 7.36 ; SEM-IV: 8.21 ; SEM-V: 7.31 ; SEM-VI: 6.52 ; SEM-VII: 7.52 ; CGPI: 7.46																		
12182584	/VANMALI VIBHUTI NARAYAN PRATIKSHA	(ELECTIVE: ITC8046:SOFTWARE TESTING & QUALITY ASSURANCE)																		
		50	19	46	19	32	17	32	19	30										
		11	17	8	17	8	15	12	17	30									P	
		61	36	54	36	40	32	44	36	60										
		4 C 7 28	1 B 8 8	4 D 6 24	1 B 8 8	4 P 4 16	1 C 7 7	4 P 4 16	1 B 8 8	6 C 7 42								26	157	6.04
	(DIPLOMA STUDENT)	SGPI: SEM-III: 5.04 ; SEM-IV: 4.79 ; SEM-V: 5.46 ; SEM-VI: 6.00 ; SEM-VII: 6.30 ; CGPI: 5.61																		



SEAT NO	Course-I			Course-II			Course-III			Course-IV			Course-V			RESULT	REMARK	
	Th(80/32)	Tw(25/10)	In(20/08)	Th(80/32)	Tw(25/10)	In(20/08)	Th(80/32)	Tw(25/10)	In(20/08)	Th(80/32)	Tw(25/10)	In(20/08)	Th(80/32)	Tw(25/10)	Or(50/20)			
	Tot	Tot	Tot	Tot	Tot	Tot	Tot	Tot	Tot	Tot	Tot	Tot	Tot	Tot	Tot			
	C G GP C*G	C G GP C*G	C G GP C*G	C G GP C*G	C G GP C*G	C G GP C*G	C G GP C*G	C G GP C*G	C G GP C*G	C G GP C*G	C G GP C*G	C G GP C*G	C G GP C*G	C G GP C*G	C G GP C*G	腓	腓G	SGPI

1. ITC801 STORAGE NETWORK MGMT & 2. ITC802 BIG DATA ANALYTICS 3. ITC803 COMPUTER SIM. & MODE.  
 4. ELECTIVE-II SUBJECT 5. ITP805 PROJECT-II

12182585 /VARTAK MINOLI PRAKASH PUSHPA (ELECTIVE: ITC8046:SOFTWARE TESTING & QUALITY ASSURANCE)

54	21	47	20	37	19	49	20	46										
13	21	11	21	11	18	14	23	46	P									
67	42	58	41	48	37	63	43	92										
4 C 7 28	1 O 10 10	4 D 6 24	1 O 10 10	4 E 5 20	1 B 8 8	4 C 7 28	1 O 10 10	6 O 10 60								26	198	7.62

(DIPLOMA STUDENT) SGPI: SEM-III: 6.39 ; SEM-IV: 6.36 ; SEM-V: 7.65 ; SEM-VI: 7.88 ; SEM-VII: 8.04 ; CGPI: 7.32

12182586 /VARTAK SURBHI VASANT RESHMA (ELECTIVE: ITC8046:SOFTWARE TESTING & QUALITY ASSURANCE)

57	21	52	20	33	22	50	21	48										
15	21	9	21	9	20	15	19	46	P									
72	42	61	41	42	42	65	40	94										
4 B 8 32	1 O 10 10	4 C 7 28	1 O 10 10	4 P 4 16	1 O 10 10	4 C 7 28	1 O 10 10	6 O 10 60								26	204	7.85

SGPI: SEM-I: 6.15 ; SEM-II: 5.87 ; SEM-III: 6.43 ; SEM-IV: 6.14 ; SEM-V: 7.54 ; SEM-VI: 7.24 ; SEM-VII: 7.63 ; CGPI: 6.86

12182587 /VERMA SMITA ASHOK KUMAR NIRJALA (ELECTIVE: ITC8046:SOFTWARE TESTING & QUALITY ASSURANCE)

63	22	58	22	41	22	65	23	46										
16	22	13	22	15	22	18	24	46	P									
79	44	71	44	56	44	83	47	92										
4 A 9 36	1 O 10 10	4 B 8 32	1 O 10 10	4 D 6 24	1 O 10 10	4 O 10 40	1 O 10 10	6 O 10 60								26	232	8.92

SGPI: SEM-I: 6.96 ; SEM-II: 7.30 ; SEM-III: 8.79 ; SEM-IV: 8.39 ; SEM-V: 8.69 ; SEM-VI: 8.72 ; SEM-VII: 7.85 ; CGPI: 8.20

/- FEMALE, #- 0.229,@- 0.5042,@- 0.5043,\* - 0.5045,ADC- ADMISSION CANCELLED, RR- RESERVED, -- FAILS IN THEORY OR PRACTICAL  
 RLE- RESERVE FOR LOWER EXAMINATION, RPV- PROVISIONAL, RCC- 0.5050, A.ABS- ABSENT, F- FAILS, P- PASSES, NULL- NULL & VOID  
 G:grade GP:gradepoints C:credits CP:credit points CGPI:Cumulative Grade Performance Index

腓G:sum of product of credits & grades 腓:sum of credit points SGPI: 腓G/腓

MARKS	: >=80	>=75 and <80	>=70 and <75	>=60 and <70	>=50 and <60	>=45 and <50	>=40 and <45	<40
GRADE	: O	A	B	C	D	E	P	F
GRADE POINT	: 10	9	8	7	6	5	4	0

OFFICE REGISTER FOR THE B.E. (INFORMATION TECHNOLOGY ENGINEERING) (SEM VIII) (CBSGS) (REVALUATION) EXAMINATION HELD IN MAY 2019  
COLLEGE/CENTRE NAME: 466:VCET RESULT DATE :- SEPTEMBER 17, 2019

SEAT NO	NAME	Course-I	Course-II	Course-III	Course-IV	Course-V	RESULT	REMARK
		Th(80/32) Tw(25/10) In(20/08) Or(25/10) Tot	Th(80/32) Tw(25/10) In(20/08) Or(25/10) Tot	Th(80/32) Tw(25/10) In(20/08) Or(25/10) Tot	Th(80/32) Tw(25/10) In(20/08) Or(25/10) Tot	Th(80/32) Tw(25/10) In(20/08) Or(25/10) Tot		
		C G GP C*G	C G GP C*G	C G GP C*G	C G GP C*G	C G GP C*G		aC aCG SGPI
1. ITC801 STORAGE NETWORK MGMT & 2. ITC802 BIG DATA ANALYTICS 3. ITC803 COMPUTER SIM. & MODE.								
4. ELECTIVE-II SUBJECT 5. ITP805 PROJECT-II								
12182523 JAISWAL RAJATKUMAR VIJAYKUMAR ASHABEN (ELECTIVE: ITC8041:ENTERPRISE RESOURCE PLANNING)								
36	16	34	14	32	17	38	15	40
9	17	8	20	8	17	8	14	40
45	33	42	34	40	34	46	29	80
4 E 5 20	1 C 7 7	4 P 4 16	1 C 7 7	4 P 4 16	1 C 7 7	4 E 5 20	1 D 6 6	6 0 10 60
SGPI: SEM-I:5.74 ; SEM-II:5.48 ; SEM-III:5.36 ; SEM-IV:5.43 ; SEM-V:6.04 ; SEM-VI: 5.84 ; SEM-VII: 6.19 ; CGPI: 5.78								
12182527 KHADTALE PRIYADARSHAN JAIWANT PUSHPA (ELECTIVE: ITC8041:ENTERPRISE RESOURCE PLANNING)								
51	18	46	15	32	19	49	19	40
12	19	11	21	9	17	8	17	40
63	37	57	36	41	36	57	36	80
4 C 7 28	1 B 8 8	4 D 6 24	1 B 8 8	4 P 4 16	1 B 8 8	4 D 6 24	1 B 8 8	6 0 10 60
SGPI: SEM-I:5.57 ; SEM-II:6.39 ; SEM-III:6.43 ; SEM-IV:6.25 ; SEM-V:7.42 ; SEM-VI: 7.16 ; SEM-VII: 7.56 ; CGPI: 6.73 80.02								
/- FEMALE, P- 0.229, 0- 0.5042, 0- 0.5043, * - 0.5045, ADC- ADMISSION CANCELLED, RP-RESERVED, -- FAILS IN THEORY OR PRACTICAL RLE- RESERVE FOR LOWER EXAMINATION, *PV- PROVISIONAL, RCC- 0.5050, A.ABS- ABSENT, F- FAILS, P- PASSES, NULL- NULL & VOID G:grade GP:grade points C:credits CP:credit points CGPI:Cumulative Grade Performance Index aCG:sum of product of credits & grades aC:sum of credit points SGPI: aCG/aC MARKS : >=80 >=75 and <80 >=70 and <75 >=60 and <70 >=50 and <60 >=45 and <50 >=40 and < 45 <40 GRADE : O A B C D E P F GRADE POINT : 10 9 8 7 6 5 4 0								



HEAD  
Dept. of Information Technology  
Vidyavardhini's College of  
Engineering & Technology  
Vasai Road, Vasai, Mumbai



Date:- 12/07/2019

**VIDYAVARDHINI'S COLLEGE OF ENGG. & TECH. VASAI ROAD****Result of B.E.(Civil Engg.)/ Semester VIII( CBSGS) May-2019**

	VCET	University	
Number of Candidates Registered	<b>68</b>		
Admitted	<b>68</b>		
Absent	<b>Nil</b>		
Appeared	<b>68</b>		
Passed	<b>61</b>		
RLE	<b>04</b>		
Fail	<b>03</b>		
PPR	<b>Nil</b>		
Pass Percentage	<b>95.59%</b>		<b>87.24%</b>

**Meritorious students (May – 2019)**

Sr. No.	Seat No.	Name	CGPI	VCET pass%	VCET Rank
01	6181586	Jawarkar Bhushan Harihar Rajani	9.52	82.45	1 <sup>st</sup>
02	6181593	Nisar Priyank Chetan Sonal	9.10	79.34	2 <sup>nd</sup>
03	6181551	Nachanekar Prathamesh Prakash Puja	9.06	79.04	3 <sup>rd</sup>
04	6181580	Gohil Sagar Kishorbhai Ramilaben	8.97	78.38	4 <sup>th</sup>
05	6181557	/Tukrul Mayuri Dilip Jagruti	8.75	76.75	5 <sup>th</sup>
06	6181559	/Vyas Shreya Jayesh Ilaben	8.70	76.38	6 <sup>th</sup>
07	6181546	Gohil Dhaval Deepak Anita	8.48	74.75	7 <sup>th</sup>
08	6181592	Nakhwa Swastik Vinay Poonam	8.13	72.16	8 <sup>th</sup>
09	6181566	Biradar Akash Chandrakant Vimalbai	8.12	72.09	9 <sup>th</sup>
10	6181565	Bhowad Pranav Prakash Pratibha	8.07	71.72	10 <sup>th</sup>

University Result Declared on : 11/07/2019

R

**EXAM SECTION**









OFFICE REGISTER FOR THE B.E. (CIVIL) (SEM VIII) (CBSGS) EXAMINATION HELD IN MAY 2019  
COLLEGE/CENTRE NAME:466:VCET

RESULT DATE :- JULY 11, 2019

SEAT NO	NAME	Course-I			Course-II			Course-III			Course-IV			Course-V			RESULT	REMARK
		Th(80/32)	Tw(25/10)	In(20/08)	Th(80/32)	Tw(25/10)	In(20/08)	Th(80/32)	Tw(25/10)	In(20/08)	Th(80/32)	Tw(25/10)	Or(25/10)	Tw(50/20)	Or(50/20)			
		Tot	Tot	Tot	Tot	Tot	Tot	Tot	Tot	Tot	Tot	Tot	Tot	Tot	Tot	AC	ACG	SGPI
		C G GP C*G	C G GP C*G	C G GP C*G	C G GP C*G	C G GP C*G	C G GP C*G	C G GP C*G	C G GP C*G	C G GP C*G	C G GP C*G	C G GP C*G	C G GP C*G	C G GP C*G	C G GP C*G			

1. CE-C801 DESIGN & D.OF R.C.STRU. 2. CE-C802 CONSTRUCTION ENGINEERIN 3. CE-C803 CONSTRUCTION MANAGEMENT  
4. ELECTIVE-II SUBJECT 5. CE-P805 PROJECT-PART II

6181552 NAIR SUDIN SUBHASH GEETA (ELECTIVE: CE-E8047:APPRAISAL IMPLEMENTATION OF INFRASTRUCTURE PROJECTS)

22F	14+	36+	10+	39+	10+	60+	15+	43+										
8+	12+	8+	10+	10+	11+	15+	20+	44+										
--	26	44	20	49	21	75	35	87										
--	1 D 6 6	4 P 4 16	1 P 4 4	4 E 5 20	1 P 4 4	4 A 9 36	1 B 8 8	4 O 10 40								20	134	--

SGPI: SEM-I: 6.57 ; SEM-II: 6.04 ; SEM-III: 5.41 ; SEM-IV: 5.44 ; SEM-V: 5.44 ; SEM-VI: 0.00 ; SEM-VII: 0.00 ; CGPI: --

6181553 PATEL RONAK RAJESH PALLAVI (ELECTIVE: CE-E8047:APPRAISAL IMPLEMENTATION OF INFRASTRUCTURE PROJECTS)

41	22	52	22	43	23	55	22	44										
17	21	15	21	16	21	18	23	41										
58	43	67	43	59	44	73	45	85										
4 D 6 24	1 O 10 10	4 C 7 28	1 O 10 10	4 D 6 24	1 O 10 10	4 B 8 32	1 O 10 10	4 O 10 40								24	188	7.83

SGPI: SEM-I: 5.72 ; SEM-II: 5.13 ; SEM-III: 6.56 ; SEM-IV: 6.35 ; SEM-V: 6.68 ; SEM-VI: 6.36 ; SEM-VII: 7.19 ; CGPI: 6.48

6181554 RAHATE GAURAV MANGESH MUGDHA (ELECTIVE: CE-E8047:APPRAISAL IMPLEMENTATION OF INFRASTRUCTURE PROJECTS)

55	23	59	22	53	22	43	22	45										
20	24	19	20	15	21	19	22	44										
75	47	78	42	68	43	62	44	89										
4 A 9 36	1 O 10 10	4 A 9 36	1 O 10 10	4 C 7 28	1 O 10 10	4 C 7 28	1 O 10 10	4 O 10 40								24	208	8.67

(DIPLOMA STUDENT) SGPI: SEM-III: 6.30 ; SEM-IV: 7.19 ; SEM-V: 8.04 ; SEM-VI: 8.93 ; SEM-VII: 8.81 ; CGPI: 7.99

6181555 /RAUT JANHAVI VILAS MUGDHA (ELECTIVE: CE-E8047:APPRAISAL IMPLEMENTATION OF INFRASTRUCTURE PROJECTS)

61	23	54	23	58	23	45	22	45										
19	22	18	20	16	22	18	22	43										
80	45	72	43	74	45	63	44	88										
4 O 10 40	1 O 10 10	4 B 8 32	1 O 10 10	4 B 8 32	1 O 10 10	4 C 7 28	1 O 10 10	4 O 10 40								24	212	8.83

(DIPLOMA STUDENT) SGPI: SEM-III: 6.59 ; SEM-IV: 6.96 ; SEM-V: 8.00 ; SEM-VI: 7.68 ; SEM-VII: 8.37 ; CGPI: 7.74 @0.01

/- FEMALE, #- 0.229, @- 0.5042, @- 0.5043, \* - 0.5045, ADC- ADMISSION CANCELLED, RR- RESERVED, -- FAILS IN THEORY OR PRACTICAL  
RLE- RESERVE FOR LOWER EXAMINATION, RPV- PROVISIONAL, RCC- 0.5050, A.ABS- ABSENT, F- FAILS, P- PASSES, NULL- NULL & VOID

G:grade GP:grade points C:credits CP:credit points CGPI:Cumulative Grade Performance Index

ACG:sum of product of credits & grades AC:sum of credit points SGPI: AC/AC

MARKS : >=80 >=75 and <80 >=70 and <75 >=60 and <70 >=50 and <60 >=45 and <50 >=40 and <45 <40

GRADE : O A B C D F





OFFICE REGISTER FOR THE B.E. (CIVIL) (SEM VIII) (CBSGS) EXAMINATION HELD IN MAY 2019  
COLLEGE/CENTRE NAME: 466:VCET

RESULT DATE :- JULY 11, 2019

SEAT_NO	NAME	Course-I		Course-II		Course-III		Course-IV		Course-V	RESULT	REMARK	
		Th(80/32)	Tw(25/10)	Th(80/32)	Tw(25/10)	Th(80/32)	Tw(25/10)	Th(80/32)	Tw(25/10)	Tw(50/20)			
		In(20/08)	Or(25/10)	In(20/08)	Or(25/10)	In(20/08)	Or(25/10)	In(20/08)	Or(25/10)	Or(50/20)			
		Tot	Tot	Tot	Tot	Tot	Tot	Tot	Tot	Tot	MC	MC	SGPI
		C G GP C*G	C G GP C*G	C G GP C*G	C G GP C*G	C G GP C*G	C G GP C*G	C G GP C*G	C G GP C*G	C G GP C*G			
1. CE-C801	DESIGN & D.OF R.C.STRU.	2. CE-C802		CONSTRUCTION ENGINEERIN		3. CE-C803		CONSTRUCTION MANAGEMENT					
4. ELECTIVE-II	SUBJECT	5. CE-P805		PROJECT-PART II									
6181560	YADAV RAHUL PAWAN KUMAR MANBHAWATI	(ELECTIVE: CE-E8047:APPRAISAL IMPLEMENTATION OF INFRASTRUCTURE PROJECTS)											
49	20	43	18	48	20	53	19	42				P	
17	21	16	20	13	20	18	20	38					
66	41	59	38	61	40	71	39	80				24 190 7.92	
4 C 7 28	1 O 10 10	4 D 6 24	1 A 9 9	4 C 7 28	1 O 10 10	4 B 8 32	1 A 9 9	4 O 10 40					
SGPI: SEM-I: 5.65 ; SEM-II: 5.81 ; SEM-III: 5.63 ; SEM-IV: 6.62 ; SEM-V: 6.72 ; SEM-VI: 6.93 ; SEM-VII: 7.22 ; CGPI: 6.56													
6181561	YADAV SAURABH RAVIPRAKASH SUSHILA	(ELECTIVE: CE-E8047:APPRAISAL IMPLEMENTATION OF INFRASTRUCTURE PROJECTS)											
50	20	50	20	53	22	64	20	44				P	
16	18	18	21	18	21	19	22	41					
66	38	68	41	71	43	83	42	85				24 207 8.63	
4 C 7 28	1 A 9 9	4 C 7 28	1 O 10 10	4 B 8 32	1 O 10 10	4 O 10 40	1 O 10 10	4 O 10 40					
SGPI: SEM-I: 7.48 ; SEM-II: 6.93 ; SEM-III: 6.81 ; SEM-IV: 7.44 ; SEM-V: 7.72 ; SEM-VI: 7.18 ; SEM-VII: 7.81 ; CGPI: 7.50													
6181562	ACHAREKAR CHINMAY MAHADEV GAURI	(ELECTIVE: CE-E80415:INDUSTRIAL WASTE TREATMENT)											
43	22	49	21	61	22	63	20	45				P	
16	21	19	21	15	22	18	22	41					
59	43	68	42	76	44	81	42	86				24 208 8.67	
4 D 6 24	1 O 10 10	4 C 7 28	1 O 10 10	4 A 9 36	1 O 10 10	4 O 10 40	1 O 10 10	4 O 10 40					
SGPI: SEM-I: 6.93 ; SEM-II: 6.85 ; SEM-III: 7.30 ; SEM-IV: 7.77 ; SEM-V: 6.84 ; SEM-VI: 7.79 ; SEM-VII: 7.93 ; CGPI: 7.51													
6181563	ARBUNE SAHIL PANDURANG ASHA	(ELECTIVE: CE-E80415:INDUSTRIAL WASTE TREATMENT)											
24E	19E	49E	15E	58E	18E	55E	16E	36E				F	
15E	18E	13E	16E	14E	17E	15E	16E	34E					
--	37	62	31	72	35	70	32	70				20 154 --	
--	1 B 8 8	4 C 7 28	1 C 7 7	4 B 8 32	1 B 8 8	4 B 8 32	1 C 7 7	4 B 8 32					
SGPI: SEM-I: 6.13 ; SEM-II: 6.50 ; SEM-III: 5.37 ; SEM-IV: 5.69 ; SEM-V: 0.00 ; SEM-VI: 5.54 ; SEM-VII: 6.74 ; CGPI: --													
/- FEMALE, #- 0.229,@- 0.5042,@- 0.5043,* - 0.5045,ADC- ADMISSION CANCELLED, RR- RESERVED, -- FAILS IN THEORY OR PRACTICAL RLE- RESERVE FOR LOWER EXAMINATION, RPV- PROVISIONAL, RCC- 0.5050, A.ABS- ABSENT, F- FAILS, P- PASSES, NULL- NULL & VOID G:grade GP:gradepoints C:credits CP:credit points CGPI:Cumulative Grade Performance Index ãCG:sum of product of credits & grades ãC:sum of credit points SGPI: ãCG/ãC MARKS : >=80 >=75 and <80 >=70 and <75 >=60 and <70 >=50 and <60 >=45 and <50 >=40 and <45 <40 GRADE : D B C D E F F													

SEAT_NO	NAME	Course-I		Course-II		Course-III		Course-IV		Course-V		RESULT	REMARK	
		Th(80/32)	Tw(25/10)	Th(80/32)	Tw(25/10)	Th(80/32)	Tw(25/10)	Th(80/32)	Tw(25/10)	Tw(50/20)	Or(50/20)			
		In(20/08)	Or(25/10)	In(20/08)	Or(25/10)	In(20/08)	Or(25/10)	In(20/08)	Or(25/10)	Tot	Tot			
		Tot	Tot	Tot	Tot	Tot	Tot	Tot	Tot	Tot	Tot			
		C G GP C*G	C G GP C*G	C G GP C*G	C G GP C*G	C G GP C*G	C G GP C*G	C G GP C*G	C G GP C*G	C G GP C*G	C G GP C*G	aC	aCG	SGPI

1. CE-C801 DESIGN & D.OF R.C.STRU. 2. CE-C802 CONSTRUCTION ENGINEERIN 3. CE-C803 CONSTRUCTION MANAGEMENT  
4. ELECTIVE-II SUBJECT 5. CE-P805 PROJECT-PART II

6181564 BEJANKIWAR RAJATKUMAR WAMANRAO CHHAYA (ELECTIVE: CE-E80415:INDUSTRIAL WASTE TREATMENT)

46	21	43	19	43	21	44	17	40				P	RLE	P
13	21	13	19	11	18	13	16	38						
59	42	56	38	54	39	57	33	78				24	167	6.96
4 D 6 24	1 O 10 10	4 D 6 24	1 A 9 9	4 D 6 24	1 A 9 9	4 D 6 24	1 C 7 7	4 A 9 36						

SGPI: SEM-I: 6.44 ; SEM-II: 6.15 ; SEM-III: 5.70 ; SEM-IV: 6.23 ; SEM-V: 5.36 ; SEM-VI: 0.00 ; SEM-VII: 6.30 ; CGPI: 5.68 ; 6-10 (Degree cert)

6181565 BHOWAD PRANAV PRAKASH PRATIBHA (ELECTIVE: CE-E80415:INDUSTRIAL WASTE TREATMENT)

45	20	50	21	50	20	47	19	40				P		
16	21	18	20	17	19	16	18	38						
61	41	68	41	67	39	63	37	78				24	185	7.71
4 C 7 28	1 O 10 10	4 C 7 28	1 O 10 10	4 C 7 28	1 A 9 9	4 C 7 28	1 B 8 8	4 A 9 36						

SGPI: SEM-I: 8.15 ; SEM-II: 7.96 ; SEM-III: 8.26 ; SEM-IV: 8.27 ; SEM-V: 8.52 ; SEM-VI: 7.82 ; SEM-VII: 7.89 ; CGPI: 8.07

6181566 BIRADAR AKASH CHANDRAKANT VIMALBAI (ELECTIVE: CE-E80415:INDUSTRIAL WASTE TREATMENT)

52	20	39	22	49	23	64	19	40				P		
17	22	17	20	17	22	16	19	36						
69	42	56	42	66	45	80	38	76				24	195	8.13
4 C 7 28	1 O 10 10	4 D 6 24	1 O 10 10	4 C 7 28	1 O 10 10	4 O 10 40	1 A 9 9	4 A 9 36						

SGPI: SEM-I: 7.04 ; SEM-II: 8.70 ; SEM-III: 7.52 ; SEM-IV: 8.19 ; SEM-V: 9.24 ; SEM-VI: 8.39 ; SEM-VII: 7.74 ; CGPI: 8.12

6181567 CHAUDHARY HITESH DESH RAJ SUMITRA (ELECTIVE: CE-E80415:INDUSTRIAL WASTE TREATMENT)

41	20	52	21	44	21	64	18	39				P		
17	21	17	20	18	21	18	21	38						
58	41	69	41	62	42	82	39	77				24	195	8.13
4 D 6 24	1 O 10 10	4 C 7 28	1 O 10 10	4 C 7 28	1 O 10 10	4 O 10 40	1 A 9 9	4 A 9 36						

SGPI: SEM-I: 7.56 ; SEM-II: 8.02 ; SEM-III: 8.22 ; SEM-IV: 8.23 ; SEM-V: 8.92 ; SEM-VI: 6.64 ; SEM-VII: 7.63 ; CGPI: 7.92

/- FEMALE, \*- 0.229,@- 0.5042,@- 0.5043,\* - 0.5045,ADC- ADMISSION CANCELLED, RR- RESERVED, -- FAILS IN THEORY OR PRACTICAL  
RLE- RESERVE FOR LOWER EXAMINATION, RPV- PROVISIONAL, RCC- 0.5050, A.ABS- ABSENT, F- FAILS, P- PASSES, NULL- NULL & VOID  
G:grade GP:gradepoints C:credits CP:credit points CGPI:Cumulative Grade Performance Index

aCG:sum of product of credits & grades aC:sum of credit points SGPI: aCG/aC  
MARKS : >=80 >=75 and <80 >=70 and <75 >=60 and <70 >=50 and <60 >=45 and <50 >=40 and <45 <40



OFFICE REGISTER FOR THE B.E. (CIVIL) (SEM VIII) (CBSGS) EXAMINATION HELD IN MAY 2019  
COLLEGE/CENTRE NAME:466:VCET

SEAT NO	NAME	Course-I		Course-II		Course-III		Course-IV		Course-V		RESULT	REMARK
		Th(80/32)	Tw(25/10)	Th(80/32)	Tw(25/10)	Th(80/32)	Tw(25/10)	Th(80/32)	Tw(25/10)	Th(80/32)	Tw(50/20)		
		In(20/08)	Or(25/10)	In(20/08)	Or(25/10)	In(20/08)	Or(25/10)	In(20/08)	Or(25/10)	In(20/08)	Or(25/10)		
		Tot	Tot	Tot	Tot	Tot	Tot	Tot	Tot	Tot	Tot	αC	αCG
		C G GP C*G	C G GP C*G	C G GP C*G	C G GP C*G	C G GP C*G	C G GP C*G	C G GP C*G	C G GP C*G	C G GP C*G	C G GP C*G		SGPI

1. CE-C801 DESIGN & D.OF R.C.STRU. 2. CE-C802 CONSTRUCTION ENGINEERIN 3. CE-C803 CONSTRUCTION MANAGEMENT  
4. ELECTIVE-II SUBJECT 5. CE-P805 PROJECT-PART II

6181568 CHAUHAN SAGAR DAYANAND VERONICA (ELECTIVE: CE-E80415:INDUSTRIAL WASTE TREATMENT)  
54 20 43 22 49 21 63 19 39  
16 22 16 21 15 21 15 20 37 P  
70 42 59 43 64 42 78 39 76  
4 B 8 32 1 O 10 10 4 D 6 24 1 O 10 10 4 C 7 28 1 O 10 10 4 A 9 36 1 A 9 9 4 A 9 36 24 195 8.13  
SGPI: SEM-I: 6.81 ; SEM-II: 7.41 ; SEM-III: 6.89 ; SEM-IV: 8.12 ; SEM-V: 8.44 ; SEM-VI: 7.82 ; SEM-VII: 8.19 ; CGPI: 7.73 @0.02

6181569 CHAVAN AKHIL SACHIN SAMRUDDHI (ELECTIVE: CE-E80415:INDUSTRIAL WASTE TREATMENT)  
34 20 42 18 52 20 55 16 42 P  
12 20 12 19 11 19 12 16 39  
46 40 54 37 63 39 67 32 81  
4 E 5 20 1 O 10 10 4 D 6 24 1 B 8 8 4 C 7 28 1 A 9 9 4 C 7 28 1 C 7 7 4 O 10 40 24 174 7.25  
SGPI: SEM-I: 6.19 ; SEM-II: 6.41 ; SEM-III: 5.44 ; SEM-IV: 5.83 ; SEM-V: 6.48 ; SEM-VI: 6.18 ; SEM-VII: 7.07 ; CGPI: 6.36

6181570 CHAVAN DHANESH ANIL AKASHATA (ELECTIVE: CE-E80415:INDUSTRIAL WASTE TREATMENT)  
52 21 46 20 52 22 55 19 46 P  
13 21 15 20 13 22 17 21 38  
65 42 61 40 65 44 72 40 84  
4 C 7 28 1 O 10 10 4 C 7 28 1 O 10 10 4 C 7 28 1 O 10 10 4 B 8 32 1 O 10 10 4 O 10 40 24 196 8.17  
SGPI: SEM-I: 5.74 ; SEM-II: 5.96 ; SEM-III: 5.19 ; SEM-IV: 5.17 ; SEM-V: 6.08 ; SEM-VI: 5.61 ; SEM-VII: 7.33 ; CGPI: 6.16

6181571 CHIRABOINA AJAY NARASIMHULU SUJATHA (ELECTIVE: CE-E80415:INDUSTRIAL WASTE TREATMENT)  
47 22 53 19 50 21 57 17 42 P  
13 20 17 20 13 18 17 16 40  
60 42 70 39 63 39 74 33 82  
4 C 7 28 1 O 10 10 4 B 8 32 1 A 9 9 4 C 7 28 1 A 9 9 4 B 8 32 1 C 7 7 4 O 10 40 24 195 8.13  
SGPI: SEM-I: 6.41 ; SEM-II: 7.43 ; SEM-III: 5.44 ; SEM-IV: 6.40 ; SEM-V: 7.60 ; SEM-VI: 7.39 ; SEM-VII: 7.70 ; CGPI: 7.06

/- FEMALE, #- 0.229,@- 0.5042,@- 0.5043,\* - 0.5045,ADC- ADMISSION CANCELLED, RR- RESERVED, -- FAILS IN THEORY OR PRACTICAL  
RLE- RESERVE FOR LOWER EXAMINATION, RPV- PROVISIONAL, RCC- 0.5050, A.ABS- ABSENT, F- FAILS, P- PASSES, NULL- NULL & VOID  
G:grade GP:grade points C:credits CP:credit points CGPI:Cumulative Grade Performance Index  
αCG:sum of product of credits & grades αC:sum of credit points SGPI: αCG/αC  
MARKS : >=80 >=75 and <80 >=70 and <75 >=60 and <70 >=50 and <60 >=45 and <50 >=40 and <45 <40  
GRADE : A B C D E F

SEAT_NO	NAME	Course-I		Course-II		Course-III		Course-IV		Course-V	RESULT	REMARK
		Th(80/32)	Tw(25/10)	Th(80/32)	Tw(25/10)	Th(80/32)	Tw(25/10)	Th(80/32)	Tw(25/10)	Tw(50/20)		
		In(20/08)	Or(25/10)	In(20/08)	Or(25/10)	In(20/08)	Or(25/10)	In(20/08)	Or(25/10)	Or(50/20)		
		Tot	Tot	Tot	Tot	Tot	Tot	Tot	Tot	Tot	aC	aCG
		C G GP C*G	C G GP C*G	C G GP C*G	C G GP C*G	C G GP C*G	C G GP C*G	C G GP C*G	C G GP C*G	C G GP C*G		SGPI

1. CE-C801 DESIGN & D.OF R.C.STRU. 2. CE-C802 CONSTRUCTION ENGINEERIN 3. CE-C803 CONSTRUCTION MANAGEMENT  
4. ELECTIVE-II SUBJECT 5. CE-P805 PROJECT-PART II

6181572 D COSTA STEVAN STANNLY CLERA (ELECTIVE: CE-E80415:INDUSTRIAL WASTE TREATMENT)

35	22	43	19	39	21	46	17	42					
14	20	14	19	13	20	15	17	39			P		
49	42	57	38	52	41	61	34	81					
4 E 5 20	1 O 10 10	4 D 6 24	1 A 9 9	4 D 6 24	1 O 10 10	4 C 7 28	1 C 7 7	4 O 10 40			24	172	7.17
SGPI: SEM-I: 6.52 ; SEM-II: 6.19 ; SEM-III: 5.93 ; SEM-IV: 6.81 ; SEM-V: 6.32 ; SEM-VI: 6.61 ; SEM-VII: 6.81 ; CGPI: 6.55													

6181573 DABLE AMAN VASANTRAO UJWALA (ELECTIVE: CE-E80415:INDUSTRIAL WASTE TREATMENT)

42	20	56	19	49	21	60	17	43					
12	20	16	19	15	20	16	16	38			P		
54	40	72	38	64	41	76	33	81					
4 D 6 24	1 O 10 10	4 B 8 32	1 A 9 9	4 C 7 28	1 O 10 10	4 A 9 36	1 C 7 7	4 O 10 40			24	196	8.17
SGPI: SEM-I: 6.37 ; SEM-II: 6.13 ; SEM-III: 5.44 ; SEM-IV: 6.17 ; SEM-V: 6.16 ; SEM-VI: 6.50 ; SEM-VII: 7.22 ; CGPI: 6.52													

6181574 DEORA MANISH HEERALAL BASANTI (ELECTIVE: CE-E80415:INDUSTRIAL WASTE TREATMENT)

66	23	44	20	56	22	43	20	46					
18	20	18	20	15	21	17	16	39			P		
84	43	62	40	71	43	60	36	85					
4 O 10 40	1 O 10 10	4 C 7 28	1 O 10 10	4 B 8 32	1 O 10 10	4 C 7 28	1 B 8 8	4 O 10 40			24	206	8.58
SGPI: SEM-I: 7.56 ; SEM-II: 7.26 ; SEM-III: 7.89 ; SEM-IV: 7.33 ; SEM-V: 8.48 ; SEM-VI: 7.68 ; SEM-VII: 8.22 ; CGPI: 7.88													

6181575 DHAMALE ANKUR PANDURANG SUNITA (ELECTIVE: CE-E80415:INDUSTRIAL WASTE TREATMENT)

53	22	35	20	48	22	59	18	46					
15	23	13	21	16	22	13	22	46			P		
68	45	48	41	64	44	72	40	92					
4 C 7 28	1 O 10 10	4 E 5 20	1 O 10 10	4 C 7 28	1 O 10 10	4 B 8 32	1 O 10 10	4 O 10 40			24	188	7.83
SGPI: SEM-I: 7.74 ; SEM-II: 6.74 ; SEM-III: 6.04 ; SEM-IV: 6.56 ; SEM-V: 8.16 ; SEM-VI: 6.57 ; SEM-VII: 7.48 ; CGPI: 7.14													

/- FEMALE, #- 0.229,@- 0.5042,@- 0.5043,\* - 0.5045,ADC- ADMISSION CANCELLED, RR- RESERVED, -- FAILS IN THEORY OR PRACTICAL  
RLE- RESERVE FOR LOWER EXAMINATION, RPV- PROVISIONAL, RCC- 0.5050, A.ABS- ABSENT, F- FAILS, P- PASSES, NULL- NULL & VOID

G:grade GP:gradepoints C:credits CP:credit points CGPI:Cumulative Grade Performance Index

aCG:sum of product of credits & grades aC:sum of credit points SGPI: aCG/aC

MARKS : >=80 >=75 and <80 >=70 and <75 >=60 and <70 >=50 and <60 >=45 and <50 >=40 and <45 <40

GRADE : O A B C D F



SEAT NO	NAME	Course-I		Course-II		Course-III		Course-IV		Course-V	RESULT	REMARK
		Th(80/32)	Tw(25/10)	Th(80/32)	Tw(25/10)	Th(80/32)	Tw(25/10)	Th(80/32)	Tw(25/10)	Tw(50/20)		
		In(20/08)	Or(25/10)	In(20/08)	Or(25/10)	In(20/08)	Or(25/10)	In(20/08)	Or(25/10)	Or(50/20)		
		Tot	Tot	Tot	Tot	Tot	Tot	Tot	Tot	Tot	AC	ACG
		C G GP C*G	C G GP C*G	C G GP C*G	C G GP C*G	C G GP C*G	C G GP C*G	C G GP C*G	C G GP C*G	C G GP C*G		SGPI

1. CE-C801 DESIGN & D.OF R.C.STRU. 2. CE-C802 CONSTRUCTION ENGINEERIN 3. CE-C803 CONSTRUCTION MANAGEMENT  
4. ELECTIVE-II SUBJECT 5. CE-P805 PROJECT-PART II

(ELECTIVE: CE-E80415:INDUSTRIAL WASTE TREATMENT)

6181576	DHAWADE HARISH DATTARAM DARSHANA	43	23	48	19	40	22	42	21	42	P	
		16	22	17	19	15	20	17	17	38		
		59	45	65	38	55	42	59	38	80		
		4 D 6 24	1 O 10 10	4 C 7 28	1 A 9 9	4 D 6 24	1 O 10 10	4 D 6 24	1 A 9 9	4 O 10 40		24 178 7.42

SGPI: SEM-I: 6.30 ; SEM-II: 5.57 ; SEM-III: 4.89 ; SEM-IV: 5.23 ; SEM-V: 6.00 ; SEM-VI: 5.96 ; SEM-VII: 7.52 ; CGPI: 6.11

(ELECTIVE: CE-E80415:INDUSTRIAL WASTE TREATMENT)

6181577	DHOTRE SUBHASH BALIRAM ANUSAYA	39	20	39	19	48	21	56	16	43	P	
		13	18	15	19	11	20	11	16	38		
		52	38	54	38	59	41	67	32	81		
		4 D 6 24	1 A 9 9	4 D 6 24	1 A 9 9	4 D 6 24	1 O 10 10	4 C 7 28	1 C 7 7	4 O 10 40		24 175 7.29

SGPI: SEM-I: 6.00 ; SEM-II: 6.15 ; SEM-III: 6.15 ; SEM-IV: 5.96 ; SEM-V: 6.24 ; SEM-VI: 5.18 ; SEM-VII: 0.00 ; CGPI: -- 6.22

*RLE P Exam Engr/1400 of 2019 dt 30/07/19*

(ELECTIVE: CE-E80415:INDUSTRIAL WASTE TREATMENT)

6181578	DODIYA ROHAN KANJI MEERA	52	20	45	16	66	18	46	16	42	P	
		12	21	13	18	14	17	12	17	39		
		64	41	58	34	80	35	58	33	81		
		4 C 7 28	1 O 10 10	4 D 6 24	1 C 7 7	4 O 10 40	1 B 8 8	4 D 6 24	1 C 7 7	4 O 10 40		24 188 7.83

SGPI: SEM-I: 5.41 ; SEM-II: 5.96 ; SEM-III: 5.52 ; SEM-IV: 5.87 ; SEM-V: 5.12 ; SEM-VI: 6.11 ; SEM-VII: 7.44 ; CGPI: 6.16

(ELECTIVE: CE-E80415:INDUSTRIAL WASTE TREATMENT)

6181579	GODEN RAHUL BASANNA LAXMI	48	23	46	22	50	22	61	22	43	P	
		19	21	18	20	16	21	17	21	43		
		67	44	64	42	66	43	78	43	86		
		4 C 7 28	1 O 10 10	4 C 7 28	1 O 10 10	4 C 7 28	1 O 10 10	4 A 9 36	1 O 10 10	4 O 10 40		24 200 8.33

SGPI: SEM-I: 6.93 ; SEM-II: 6.61 ; SEM-III: 6.37 ; SEM-IV: 7.58 ; SEM-V: 7.64 ; SEM-VI: 7.64 ; SEM-VII: 9.11 ; CGPI: 7.53

-/- FEMALE, #- 0.229, @- 0.5042, @- 0.5043, \* - 0.5045, ADC- ADMISSION CANCELLED, RR- RESERVED, -- FAILS IN THEORY OR PRACTICAL  
RLE- RESERVE FOR LOWER EXAMINATION, RPV- PROVISIONAL, RCC- 0.5050, A.ABS- ABSENT, F- FAILS, P- PASSES, NULL- NULL & VOID  
G:grade GP:gradepoints C:credits CP:credit points CGPI:Cumulative Grade Performance Index  
ACG:sum of product of credits & grades AC:sum of credit points SGPI: ACG/AC  
MARKS : >=80 >=75 and <80 >=70 and <75 >=60 and <70 >=50 and <60 >=45 and <50 >=40 and <45 <40  
GRADE : A B C D F

SEAT NO	NAME	Course-I		Course-II		Course-III		Course-IV		Course-V	RESULT	REMARK	
		Th(80/32)	Tw(25/10)	Th(80/32)	Tw(25/10)	Th(80/32)	Tw(25/10)	Th(80/32)	Tw(25/10)	Tw(50/20)			
		In(20/08)	Or(25/10)	In(20/08)	Or(25/10)	In(20/08)	Or(25/10)	In(20/08)	Or(25/10)	Or(50/20)			
		Tot	Tot	Tot	Tot	Tot	Tot	Tot	Tot	Tot			
		C G GP C*G	C G GP C*G	C G GP C*G	C G GP C*G	C G GP C*G	C G GP C*G	C G GP C*G	C G GP C*G	C G GP C*G	ãC	ãCG	SGPI

1. CE-C801 DESIGN & D.OF R.C-STRU. 2. CE-C802 CONSTRUCTION ENGINEERIN 3. CE-C803 CONSTRUCTION MANAGEMENT  
4. ELECTIVE-II SUBJECT 5. CE-P805 PROJECT-PART II

6181580 GOHIL SAGAR KISHORBHAI RAMILABEN (ELECTIVE: CE-E80415:INDUSTRIAL WASTE TREATMENT)  
46 23 51 23 49 22 66 20 46  
20 24 19 22 18 22 17 18 46 P  
66 47 70 45 67 44 83 38 92  
4 C 7 28 1 O 10 10 4 B 8 32 1 O 10 10 4 C 7 28 1 O 10 10 4 O 10 40 1 A 9 9 4 O 10 40 24 207 8.63  
(DIPLOMA STUDENT) SGPI: SEM-III: 7.81 ; SEM-IV: 8.96 ; SEM-V: 9.56 ; SEM-VI: 9.89 ; SEM-VII: 8.96 ; CGPI: 8.97

6181581 /GORIVALE SNEHAL GANESH VANITA (ELECTIVE: CE-E80415:INDUSTRIAL WASTE TREATMENT)  
49 22 56 20 54 22 51 17 44  
14 23 17 19 17 22 15 19 44 P  
63 45 73 39 71 44 66 36 88  
4 C 7 28 1 O 10 10 4 B 8 32 1 A 9 9 4 B 8 32 1 O 10 10 4 C 7 28 1 B 8 8 4 O 10 40 24 197 8.21  
SGPI: SEM-I: 5.85 ; SEM-II: 5.89 ; SEM-III: 6.41 ; SEM-IV: 5.96 ; SEM-V: 8.16 ; SEM-VI: 7.96 ; SEM-VII: 7.74 ; CGPI: 7.02

6181582 JABARE DEVESH PRAKASH PRIYA (ELECTIVE: CE-E80415:INDUSTRIAL WASTE TREATMENT)  
50 23 55 22 53 23 53 23 46  
17 23 17 20 19 22 17 21 45 P  
67 46 72 42 72 45 70 44 91  
4 C 7 28 1 O 10 10 4 B 8 32 1 O 10 10 4 B 8 32 1 O 10 10 4 B 8 32 1 O 10 10 4 O 10 40 24 204 8.50  
SGPI: SEM-I: 6.59 ; SEM-II: 5.98 ; SEM-III: 7.33 ; SEM-IV: 7.23 ; SEM-V: 9.16 ; SEM-VI: 8.36 ; SEM-VII: 8.22 ; CGPI: 7.67 @0.08

6181583 JADHAV PRAVIN RAMESH SHOBHABAI (ELECTIVE: CE-E80415:INDUSTRIAL WASTE TREATMENT)  
32 20 43 21 32 21 45 19 43  
15 21 19 19 17 20 16 18 39 P  
47 41 62 40 49 41 61 37 82  
4 E 5 20 1 O 10 10 4 C 7 28 1 O 10 10 4 E 5 20 1 O 10 10 4 C 7 28 1 B 8 8 4 O 10 40 24 174 7.25  
SGPI: SEM-I: 5.83 ; SEM-II: 5.33 ; SEM-III: 5.37 ; SEM-IV: 6.33 ; SEM-V: 6.56 ; SEM-VI: 6.61 ; SEM-VII: 7.70 ; CGPI: 6.37

/- FEMALE, #- 0.229,@- 0.5042,@- 0.5043,\* - 0.5045,ADC- ADMISSION CANCELLED, RR- RESERVED, -- FAILS IN THEORY OR PRACTICAL  
RLE- RESERVE FOR LOWER EXAMINATION, RPV- PROVISIONAL, RCC- 0.5050, A.ABS- ABSENT, F- FAILS, P- PASSES, NULL- NULL & VOID  
G:grade GP:gradepoints C:credits CP:credit points CGPI:Cumulative Grade Performance Index  
ãC:sum of product of credits & grades ãC:sum of credit points SGPI: ãCG/ãC  
MARKS : >=80 >=75 and <80 >=70 and <75 >=60 and <70 >=50 and <60 >=45 and <50 >=40 and <45 <40  
GRADE : O A B C D F P



SEAT NO	NAME	<----- Course-I ----->			<----- Course-II ----->			<----- Course-III ----->			<----- Course-IV ----->			< Course-V >			RESULT	REMARK
		Th(80/32)	Tw(25/10)	In(20/08)	Th(80/32)	Tw(25/10)	In(20/08)	Th(80/32)	Tw(25/10)	In(20/08)	Th(80/32)	Tw(25/10)	In(20/08)	Tw(50/20)	Or(50/20)			
		Tot	Tot	Tot	Tot	Tot	Tot	Tot	Tot	Tot	Tot	Tot	Tot	Tot	Tot	AC	ACG	SGPI
		C G GP C*G	C G GP C*G	C G GP C*G	C G GP C*G	C G GP C*G	C G GP C*G	C G GP C*G	C G GP C*G	C G GP C*G	C G GP C*G	C G GP C*G	C G GP C*G	C G GP C*G	C G GP C*G			

1. CE-C801 DESIGN & D.OF R.C.STRU. 2. CE-C802 CONSTRUCTION ENGINEERIN 3. CE-C803 CONSTRUCTION MANAGEMENT  
4. ELECTIVE-II SUBJECT 5. CE-P805 PROJECT-PART II

6181584 JAGTAP SUNIL DIGAMBAR SUREKHA (ELECTIVE: CE-E80415:INDUSTRIAL WASTE TREATMENT)

48	22	48	22	54	21	70	20	40											
17	21	19	21	17	21	18	19	37											P
65	43	67	43	71	42	88	39	77											
4 C 7 28	1 O 10 10	4 C 7 28	1 O 10 10	4 B 8 32	1 O 10 10	4 O 10 40	1 A 9 9	4 A 9 36											24 203 8.46

SGPI: SEM-I: 7.11 ; SEM-II: 7.44 ; SEM-III: 6.96 ; SEM-IV: 8.23 ; SEM-V: 8.20 ; SEM-VI: 8.25 ; SEM-VII: 8.78 ; CGPI: 7.93

6181585 JAIN KETAN NARESH REKHA (ELECTIVE: CE-E80415:INDUSTRIAL WASTE TREATMENT)

32	20E	44E	20E	42E	20E	52E	18E	38E											
21E	18E	12E	19E	11E	20E	12E	22E	37E											
8E	38	56	39	53	40	64	40	75											
40	1 A 9 9	4 D 6 24	1 A 9 9	4 D 6 24	1 O 10 10	4 C 7 28	1 O 10 10	4 A 9 36											

SGPI: SEM-I: 5.52 ; SEM-II: 5.65 ; SEM-III: 5.70 ; SEM-IV: 5.75 ; SEM-V: 0.00 ; SEM-VI: 0.00 ; SEM-VII: 6.30 ; CGPI: --

6181586 JAWARKAR BHUSHAN HARIHAR RAJANI (ELECTIVE: CE-E80415:INDUSTRIAL WASTE TREATMENT)

58	22	56	23	55	23	69	20	45											
19	23	20	23	18	23	14	23	42											
77	45	76	46	73	46	83	43	87											
4 A 9 36	1 O 10 10	4 A 9 36	1 O 10 10	4 B 8 32	1 O 10 10	4 O 10 40	1 O 10 10	4 O 10 40											24 224 9.33

(DIPLOMA STUDENT) SGPI: SEM-III: 8.59 ; SEM-IV: 9.81 ; SEM-V: 9.84 ; SEM-VI: 9.71 ; SEM-VII: 9.85 ; CGPI: 9.52

6181587 KUDTARKAR RUSHIKESH RAMESH RASHMI (ELECTIVE: CE-E80415:INDUSTRIAL WASTE TREATMENT)

35	23	42	18	54	21	65	19	42											
15	21	18	19	15	18	16	20	39											
50	44	60	37	69	39	81	39	81											
4 D 6 24	1 O 10 10	4 C 7 28	1 B 8 8	4 C 7 28	1 A 9 9	4 O 10 40	1 A 9 9	4 O 10 40											24 196 8.17

SGPI: SEM-I: 5.41 ; SEM-II: 5.35 ; SEM-III: 5.67 ; SEM-IV: 6.02 ; SEM-V: 6.04 ; SEM-VI: 5.39 ; SEM-VII: 7.30 ; CGPI: 6.17

/- FEMALE, #- 0.229, @- 0.5042, @- 0.5043, \* - 0.5045, ADC- ADMISSION CANCELLED, RR- RESERVED, -- FAILS IN THEORY OR PRACTICAL  
RLE- RESERVE FOR LOWER EXAMINATION, RPV- PROVISIONAL, RCC- 0.5050, A.ABS- ABSENT, F- FAILS, P- PASSES, NULL- NULL & VOID  
G:grade GP:grade points C:credits CP:credit points CGPI:Cumulative Grade Performance Index  
ACG:sum of product of credits & grades AC:sum of credit points SGPI: ACG/AC  
MARKS : >=80 >=75 and <80 >=70 and <75 >=60 and <70 >=50 and <60 >=45 and <50 >=40 and <45 <40  
GRADE : A B C D E F

OFFICE REGISTER FOR THE B.E. (CIVIL) (SEM VIII) (CBSGS) EXAMINATION HELD IN MAY 2019  
COLLEGE/CENTRE NAME: 466: VCET

RESULT DATE :- JULY 11, 2019

SEAT NO	NAME	<--- Course-I --->		<--- Course-II --->		<--- Course-III --->		<--- Course-IV --->		< Course-V >		RESULT	REMARK	
		Th(80/32)	Tw(25/10)	Th(80/32)	Tw(25/10)	Th(80/32)	Tw(25/10)	Th(80/32)	Tw(25/10)	Tw(50/20)	Or(50/20)			
		In(20/08)	Or(25/10)	In(20/08)	Or(25/10)	In(20/08)	Or(25/10)	In(20/08)	Or(25/10)	Tot	Tot			
		Tot	Tot	Tot	Tot	Tot	Tot	Tot	Tot	Tot	Tot			
		C G GP C*G	C G GP C*G	C G GP C*G	C G GP C*G	C G GP C*G	C G GP C*G	C G GP C*G	C G GP C*G	C G GP C*G	C G GP C*G	āC	āCG	SGPI

1. CE-C801 DESIGN & D.OF R.C.STRU. 2. CE-C802 CONSTRUCTION ENGINEERIN 3. CE-C803 CONSTRUCTION MANAGEMENT  
4. ELECTIVE-II SUBJECT 5. CE-P805 PROJECT-PART II

(ELECTIVE: CE-E80415:INDUSTRIAL WASTE TREATMENT)

6181588 KULKARNI CHIRAG NARESH JYOTI

47	21	41	19	35	21	39	17	43						
14	21	16	19	13	20	15	20	46						P
61	42	57	38	48	41	54	37	89						
4 C 7 28	1 O 10 10	4 D 6 24	1 A 9 9	4 E 5 20	1 O 10 10	4 D 6 24	1 B 8 8	4 O 10 40				24	173	7.21

SGPI: SEM-I: 6.43 ; SEM-II: 5.37 ; SEM-III: 5.96 ; SEM-IV: 7.37 ; SEM-V: 7.72 ; SEM-VI: 7.32 ; SEM-VII: 8.11 ; CGPI: 6.94

(ELECTIVE: CE-E80415:INDUSTRIAL WASTE TREATMENT)

6181589 LOPES ASHUTOSH DAVID SANGEETA

47	22	38	20	54	22	53	18	42						
16	22	19	20	18	22	17	21	45						P
63	44	57	40	72	44	70	39	87						
4 C 7 28	1 O 10 10	4 D 6 24	1 O 10 10	4 B 8 32	1 O 10 10	4 B 8 32	1 A 9 9	4 O 10 40				24	195	8.13

SGPI: SEM-I: 5.78 ; SEM-II: 5.19 ; SEM-III: 5.96 ; SEM-IV: 6.96 ; SEM-V: 8.04 ; SEM-VI: 7.50 ; SEM-VII: 7.56 ; CGPI: 6.89

(ELECTIVE: CE-E80415:INDUSTRIAL WASTE TREATMENT)

6181590 MADHAVI NISHANT PRADEEP VAISHALI

38	21	46	20	46	20	52	17	41						
14	20	16	19	15	18	12	18	40						P
52	41	62	39	61	38	64	35	81						
4 D 6 24	1 O 10 10	4 C 7 28	1 A 9 9	4 C 7 28	1 A 9 9	4 C 7 28	1 B 8 8	4 O 10 40				24	184	7.67

(DIPLOMA STUDENT) SGPI: SEM-III: 5.81 ; SEM-IV: 6.33 ; SEM-V: 7.04 ; SEM-VI: 7.07 ; SEM-VII: 7.74 ; CGPI: 6.94

(ELECTIVE: CE-E80415:INDUSTRIAL WASTE TREATMENT)

6181591 MAHALE ANKUSH PARSHURAM NIRMALA

46	22	52	19	41	21	52	22	44						
19	20	17	20	17	21	16	18	44						P
65	42	69	39	58	42	68	40	88						
4 C 7 28	1 O 10 10	4 C 7 28	1 A 9 9	4 D 6 24	1 O 10 10	4 C 7 28	1 O 10 10	4 O 10 40				24	187	7.79

SGPI: SEM-I: 6.35 ; SEM-II: 6.74 ; SEM-III: 5.96 ; SEM-IV: 7.69 ; SEM-V: 7.36 ; SEM-VI: 8.11 ; SEM-VII: 7.93 ; CGPI: 7.24

/- FEMALE, #- 0.229, @- 0.5042, @- 0.5043, \* - 0.5045, ADC- ADMISSION CANCELLED, RR- RESERVED, -- FAILS IN THEORY OR PRACTICAL  
RLE- RESERVE FOR LOWER EXAMINATION, RPV- PROVISIONAL, RCC- 0.5050, A.ABS- ABSENT, F- FAILS, P- PASSES, NULL- NULL & VOID  
G:grade GP:gradepoints C:credits CP:credit points CGPI:Cumulative Grade Performance Index

āCG:sum of product of credits & grades āC:sum of credit points SGPI: āCG/āC

MARKS	: >=80	>=75 and <80	>=70 and <75	>=60 and <70	>=50 and <60	>=45 and <50	>=40 and <45	<40
GRADE	A	B	C	D	E	F	F	



OFFICE REGISTER FOR THE B.E. (CIVIL) (SEM VIII) (CBSGS) EXAMINATION HELD IN MAY 2019  
 COLLEGE/CENTRE NAME: 466:VCET

RESULT DATE :- JULY 11, 2019

SEAT NO	NAME	Course-I		Course-II		Course-III		Course-IV		Course-V		RESULT	REMARK
		Th(80/32)	Tw(25/10)	Th(80/32)	Tw(25/10)	Th(80/32)	Tw(25/10)	Th(80/32)	Tw(25/10)	Th(80/32)	Tw(50/20)		
		In(20/08)	Or(25/10)	In(20/08)	Or(25/10)	In(20/08)	Or(25/10)	In(20/08)	Or(25/10)	In(20/08)	Or(50/20)		
		Tot	Tot	Tot	Tot	Tot	Tot	Tot	Tot	Tot	Tot	αC	αCG
		C G GP C*G	C G GP C*G	C G GP C*G	C G GP C*G	C G GP C*G	C G GP C*G	C G GP C*G	C G GP C*G	C G GP C*G	C G GP C*G		SGPI

1. CE-C801 DESIGN & D.OF R.C.STRU. 2. CE-C802 CONSTRUCTION ENGINEERIN 3. CE-C803 CONSTRUCTION MANAGEMENT  
 4. ELECTIVE-II SUBJECT 5. CE-P805 PROJECT-PART II

6181592 NAKHWA SWASTIK VINAY POONAM (ELECTIVE: CE-E80415:INDUSTRIAL WASTE TREATMENT)  
 32 20 49 18 61 18 60 18 41 P  
 18 19 20 19 19 21 17 21 41  
 50 39 69 37 80 39 77 39 82  
 4 D 6 24 1 A 9 9 4 C 7 28 1 B 8 8 4 O 10 40 1 A 9 9 4 A 9 36 1 A 9 9 4 O 10 40 24 203 8.46  
 (DIPLOMA STUDENT) SGPI: SEM-III: 7.41 ; SEM-IV: 7.73 ; SEM-V: 8.60 ; SEM-VI: 7.86 ; SEM-VII: 8.74 ; CGPI: 8.13

6181593 NISAR PRIYANK CHETAN SONAL (ELECTIVE: CE-E80415:INDUSTRIAL WASTE TREATMENT)  
 49 23 58 23 53 22 55 23 46 P  
 19 23 20 23 19 23 19 22 46  
 68 46 78 46 72 45 74 45 92  
 4 C 7 28 1 O 10 10 4 A 9 36 1 O 10 10 4 B 8 32 1 O 10 10 4 O 10 40 24 208 8.67  
 SGPI: SEM-I: 8.30 ; SEM-II: 9.00 ; SEM-III: 9.07 ; SEM-IV: 9.19 ; SEM-V: 9.92 ; SEM-VI: 10.00 ; SEM-VII: 8.67 ; CGPI: 9.10

6181594 PARKAR ABHISHEK BAJRANG ANAGHA (ELECTIVE: CE-E80415:INDUSTRIAL WASTE TREATMENT)  
 48 20 46 20 54 20 60 20 41 P  
 14 21 15 19 12 20 15 17 41  
 62 41 61 39 66 40 75 37 82  
 4 C 7 28 1 O 10 10 4 C 7 28 1 A 9 9 4 C 7 28 1 O 10 10 4 A 9 36 1 B 8 8 4 O 10 40 24 197 8.21 #0.10  
 (DIPLOMA STUDENT) SGPI: SEM-III: 5.89 ; SEM-IV: 6.17 ; SEM-V: 6.72 ; SEM-VI: 6.82 ; SEM-VII: 7.26 ; CGPI: 6.86

6181595 PARTE OMKAR ASHOK ASHA (ELECTIVE: CE-E80415:INDUSTRIAL WASTE TREATMENT)  
 50 21 57 19 52 21 52 20 45 P  
 17 23 18 19 15 21 14 17 43  
 67 44 75 38 67 42 66 37 88  
 4 C 7 28 1 O 10 10 4 A 9 36 1 A 9 9 4 C 7 28 1 O 10 10 4 C 7 28 1 B 8 8 4 O 10 40 24 197 8.21  
 (DIPLOMA STUDENT) SGPI: SEM-III: 7.04 ; SEM-IV: 8.04 ; SEM-V: 7.84 ; SEM-VI: 7.68 ; SEM-VII: 8.07 ; CGPI: 7.81

/- FEMALE, #- 0.229, e- 0.5042, @- 0.5043, \* - 0.5045, ADC- ADMISSION CANCELLED, RR- RESERVED, -- FAILS IN THEORY OR PRACTICAL  
 RLE- RESERVE FOR LOWER EXAMINATION, RPV- PROVISIONAL, RCC- 0.5050, A.ABS- ABSENT, F- FAILS, P- PASSES, NULL- NULL & VOID  
 G:grade GP:gradepoints C:credits CP:credit points CGPI:Cumulative Grade Performance Index  
 αCG:sum of product of credits & grades αC:sum of credit points SGPI: αCG/αC  
 MARKS : >=80 >=75 and <80 >=70 and <75 >=60 and <70 >=50 and <60 >=45 and <50 >=40 and < 45 <40  
 GRADE : O A B C D E F P





OFFICE REGISTER FOR THE B.E. (CIVIL) (SEM VIII) (CBSGS) EXAMINATION HELD IN MAY 2019  
COLLEGE/CENTRE NAME: 466:VCET

RESULT DATE :- JULY 11, 2019

SEAT NO	NAME	Course-I		Course-II		Course-III		Course-IV		Course-V	RESULT	REMARK	
		Th(80/32)	Tw(25/10)	Th(80/32)	Tw(25/10)	Th(80/32)	Tw(25/10)	Th(80/32)	Tw(25/10)	Tw(50/20)			
		In(20/08)	Or(25/10)	In(20/08)	Or(25/10)	In(20/08)	Or(25/10)	In(20/08)	Or(25/10)	Or(50/20)			
		Tot	Tot	Tot	Tot	Tot	Tot	Tot	Tot	Tot	AC	ACG	SGPI
		C G GP C*G	C G GP C*G	C G GP C*G	C G GP C*G	C G GP C*G	C G GP C*G	C G GP C*G	C G GP C*G	C G GP C*G			

1. CE-C801 DESIGN & D.OF R.C.STRU. 2. CE-C802 CONSTRUCTION ENGINEERIN 3. CE-C803 CONSTRUCTION MANAGEMENT  
4. ELECTIVE-II SUBJECT 5. CE-P805 PROJECT-PART II

6181600 /PATIL SAMRUDDHI HARESHWAR MALATI (ELECTIVE: CE-E80415:INDUSTRIAL WASTE TREATMENT)

40	23	49	21	38	22	62	21	40					
18	21	19	18	19	21	17	20	37			P		
58	44	68	39	57	43	79	41	77					
4 D 6 24	1 O 10 10	4 C 7 28	1 A 9 9	4 D 6 24	1 O 10 10	4 A 9 36	1 O 10 10	4 A 9 36			24	187	7.79

SGPI: SEM-I: 6.41 ; SEM-II: 6.78 ; SEM-III: 6.07 ; SEM-IV: 7.42 ; SEM-V: 8.04 ; SEM-VI: 7.54 ; SEM-VII: 8.96 ; CGPI: 7.38

6181601 PATKAR BHUSHAN PRAMOD PRADNYA (ELECTIVE: CE-E80415:INDUSTRIAL WASTE TREATMENT)

38	20	51	19	51	22	48	18	41					
15	20	19	20	14	21	15	16	43			P		
53	40	70	39	65	43	63	34	84					
4 D 6 24	1 O 10 10	4 B 8 32	1 A 9 9	4 C 7 28	1 O 10 10	4 C 7 28	1 C 7 7	4 O 10 40			24	188	7.83

SGPI: SEM-I: 8.67 ; SEM-II: 7.70 ; SEM-III: 7.00 ; SEM-IV: 7.62 ; SEM-V: 8.52 ; SEM-VI: 7.21 ; SEM-VII: 7.74 ; CGPI: 7.79

6181602 PAWAR AKSHAY VIJAY SUNANDA (ELECTIVE: CE-E80415:INDUSTRIAL WASTE TREATMENT)

39	22	53	20	47	22	65	18	43					
16	21	18	19	14	21	16	17	42			P		
55	43	71	39	61	43	81	35	85					
4 D 6 24	1 O 10 10	4 B 8 32	1 A 9 9	4 C 7 28	1 O 10 10	4 O 10 40	1 B 8 8	4 O 10 40			24	201	8.38

SGPI: SEM-I: 7.57 ; SEM-II: 7.96 ; SEM-III: 7.19 ; SEM-IV: 7.54 ; SEM-V: 8.16 ; SEM-VI: 7.39 ; SEM-VII: 8.67 ; CGPI: 7.86

6181603 RANE PRANAV ASHOK HARSHADA (ELECTIVE: CE-E80415:INDUSTRIAL WASTE TREATMENT)

36	21	51	20	69	21	45	21	40					
15	21	18	19	15	19	13	20	35			P		
51	42	69	39	84	40	58	41	75					
4 D 6 24	1 O 10 10	4 C 7 28	1 A 9 9	4 O 10 40	1 O 10 10	4 D 6 24	1 O 10 10	4 A 9 36			24	191	7.96

SGPI: SEM-I: 5.96 ; SEM-II: 7.17 ; SEM-III: 6.04 ; SEM-IV: 6.46 ; SEM-V: 7.24 ; SEM-VI: 7.04 ; SEM-VII: 7.89 ; CGPI: 6.97

/- FEMALE, #- 0.229, @- 0.5042, @- 0.5043, \* - 0.5045, ADC- ADMISSION CANCELLED, RR- RESERVED, -- FAILS IN THEORY OR PRACTICAL  
RLE- RESERVE FOR LOWER EXAMINATION, RPV- PROVISIONAL, RCC- 0.5050, A.ABS- ABSENT, F- FAILS, P- PASSES, NULL- NULL & VOID  
G:grade GP:gradepoints C:credits CP:credit points CGPI:Cumulative Grade Performance Index

ACG:sum of product of credits & grades AC:sum of credit points SGPI: ACG/AC

MARKS : >=80 >=75 and <80 >=70 and <75 >=60 and <70 >=50 and <60 >=45 and <50 >=40 and <45 <40  
GRADE : O A B C D E F P

SEAT_NO	NAME	Course-I				Course-II				Course-III				Course-IV				Course-V		RESULT	REMARK
		Th(80/32)	Tw(25/10)	Th(80/32)	Tw(25/10)	Th(80/32)	Tw(25/10)	Th(80/32)	Tw(25/10)	Th(80/32)	Tw(25/10)	Th(80/32)	Tw(25/10)	Th(80/32)	Tw(25/10)	Tw(50/20)					
		In(20/08)	Or(25/10)	In(20/08)	Or(25/10)	In(20/08)	Or(25/10)	In(20/08)	Or(25/10)	In(20/08)	Or(25/10)	In(20/08)	Or(25/10)	In(20/08)	Or(25/10)	Or(50/20)					
		Tot	Tot	Tot	Tot	Tot	Tot	Tot	Tot	Tot	Tot	Tot	Tot	Tot	Tot						
		C G GP C*G	C G GP C*G	C G GP C*G	C G GP C*G	C G GP C*G	C G GP C*G	C G GP C*G	C G GP C*G	C G GP C*G	C G GP C*G	C G GP C*G	C G GP C*G	C G GP C*G	C G GP C*G			AC	ACG	SGPI	

1. CE-C801 DESIGN & D.OF R.C.STRU. 2. CE-C802 CONSTRUCTION ENGINEERIN 3. CE-C803 CONSTRUCTION MANAGEMENT  
4. ELECTIVE-II SUBJECT 5. CE-P805 PROJECT-PART II

6181604 RASKAR SAURABH SHRIRANG VASUMATI (ELECTIVE: CE-E80415:INDUSTRIAL WASTE TREATMENT)  
32 20 51 19 55 19 55 18 43  
15 19 18 19 17 21 14 19 43 P  
47 39 69 38 72 40 69 37 86  
4 E 5 20 1 A 9 9 4 C 7 28 1 A 9 9 4 B 8 32 1 O 10 10 4 C 7 28 1 B 8 8 4 O 10 40 24 184 7.67  
SGPI: SEM-I: 7.19 ; SEM-II: 6.57 ; SEM-III: 6.74 ; SEM-IV: 7.63 ; SEM-V: 7.44 ; SEM-VI: 7.21 ; SEM-VII: 8.59 ; CGPI: 7.38

6181605 RATHOD HARSHAL PRAMOD UJWALA (ELECTIVE: CE-E80415:INDUSTRIAL WASTE TREATMENT)  
32 22 58 20 64 19 52 18 42  
13 21 18 19 15 20 15 16 42 P  
45 43 76 39 79 39 67 34 84  
4 E 5 20 1 O 10 10 4 A 9 36 1 A 9 9 4 A 9 36 1 A 9 9 4 C 7 28 1 C 7 7 4 O 10 40 24 195 8.13  
SGPI: SEM-I: 5.67 ; SEM-II: 5.39 ; SEM-III: 5.67 ; SEM-IV: 6.15 ; SEM-V: 5.60 ; SEM-VI: 6.11 ; SEM-VII: 7.30 ; CGPI: 6.25

6181606 RAWATE SWAPNIL SAMPAT PRIYA (ELECTIVE: CE-E80415:INDUSTRIAL WASTE TREATMENT)  
58 23 54 21 59 20 67 22 43  
20 23 19 20 16 20 15 23 43 P  
78 46 73 41 75 40 82 45 86  
4 A 9 36 1 O 10 10 4 B 8 32 1 O 10 10 4 A 9 36 1 O 10 10 4 O 10 40 1 O 10 10 4 O 10 40 24 224 9.33  
SGPI: SEM-I: 6.19 ; SEM-II: 6.89 ; SEM-III: 7.33 ; SEM-IV: 8.02 ; SEM-V: 8.60 ; SEM-VI: 7.82 ; SEM-VII: 8.81 ; CGPI: 7.87

6181607 RIKAME VIVEK PRAKASH PRADNYA (ELECTIVE: CE-E80415:INDUSTRIAL WASTE TREATMENT)  
32 20 37 19 48 18 59 18 40  
17 22 19 20 16 18 14 23 38 P  
49 42 56 39 64 36 73 41 78  
4 E 5 20 1 O 10 10 4 D 6 24 1 A 9 9 4 C 7 28 1 B 8 8 4 B 8 32 1 O 10 10 4 A 9 36 24 177 7.38  
SGPI: SEM-I: 5.19 ; SEM-II: 6.04 ; SEM-III: 5.33 ; SEM-IV: 5.96 ; SEM-V: 6.36 ; SEM-VI: 6.18 ; SEM-VII: 6.85 ; CGPI: 6.16

- FEMALE, #- 0.229, @- 0.5042, @- 0.5043, \* - 0.5045, ADC- ADMISSION CANCELLED, RR- RESERVED, -- FAILS IN THEORY OR PRACTICAL  
RLE- RESERVE FOR LOWER EXAMINATION, RPV- PROVISIONAL, RCC- 0.5050, A.ABS- ABSENT, F- FAILS, P- PASSES, NULL- NULL & VOID  
G:grade GP:gradepoints C:credits CP:credit points CGPI:Cumulative Grade Performance Index

ACG:sum of product of credits & grades AC:sum of credit points SGPI: ACG/AC  
MARKS : >=80 >=75 and <80 >=70 and <75 >=60 and <70 >=50 and <60 >=45 and <50 >=40 and <45 <40  
GRADE : O A B C D F F

RLE P Exami Enq 9/953 of 2019 dt 13/08/19

I

P

Dn

S





SEAT NO	NAME	Course-I				Course-II				Course-III				Course-IV				Course-V				RESULT	REMARK	
		Th(80/32)	Tw(25/10)	In(20/08)	Tot	Th(80/32)	Tw(25/10)	In(20/08)	Tot	Th(80/32)	Tw(25/10)	In(20/08)	Tot	Th(80/32)	Tw(25/10)	In(20/08)	Tot	Th(80/32)	Tw(25/10)	In(20/08)	Tot			
		C	G	GP	C*G	C	G	GP	C*G	C	G	GP	C*G	C	G	GP	C*G	C	G	GP	C*G	ac	acg	SGPI

1. CE-C801 DESIGN & D.OF R.C.STRU. 2. CE-C802 CONSTRUCTION ENGINEERIN 3. CE-C803 CONSTRUCTION MANAGEMENT  
 4. ELECTIVE-II SUBJECT 5. CE-P805 PROJECT-PART II

6181552 NAIR SUDIN SUBHASH GEETA NO CHNGE AFTER REVALUATION

6181563 ARBUNE SAHIL PANDURANG ASHA NO CHNGE AFTER REVALUATION

6181585 JAIN KETAN NARESH REKHA (ELECTIVE: CE-E80415:INDUSTRIAL WASTE TREATMENT)

32	20	44	20	42	20	52	18	38		
8	18	12	19	11	20	12	22	37	P	RLE
40	38	56	39	53	40	64	40	75		
4 P	4 16	1 A 9 9	4 D 6 24	1 A 9 9	4 D 6 24	1 O 10 10	4 C 7 28	1 O 10 10	4 A 9 36	24 166 6.92

SGPI: SEM-I:5.52 ; SEM-II:5.65 ; SEM-III:5.70 ; SEM-IV:5.75 ; SEM-V:0.00 ; SEM-VI: 0.00 ; SEM-VII: 6.30 ; CGPI: --

6181598 PATIL AKSHAY VIJAY KALPANA (ELECTIVE: CE-E80415:INDUSTRIAL WASTE TREATMENT)

32	21	41	19	44	20	43	18	42		
11	20	16	19	13	20	15	17	43	P	
43	41	57	38	57	40	58	35	85		
4 P	4 16	1 O 10 10	4 D 6 24	1 A 9 9	4 D 6 24	1 O 10 10	4 D 6 24	1 B 8 8	4 O 10 40	24 165 6.88

SGPI: SEM-I:5.89 ; SEM-II:6.09 ; SEM-III:5.70 ; SEM-IV:6.46 ; SEM-V:6.16 ; SEM-VI: 5.89 ; SEM-VII: 7.78 ; CGPI: 6.36

6181611 YADAV ASHUTOSH SHIVKUMAR RENU NO CHNGE AFTER REVALUATION

/- FEMALE, #- 0.229, @- 0.5042, @- 0.5043, \* - 0.5045, ADC- ADMISSION CANCELLED, RR- RESERVED, -- FAILS IN THEORY OR PRACTICAL  
 RLE- RESERVE FOR LOWER EXAMINATION, RPV- PROVISIONAL, RCC- 0.5050, A.ABS- ABSENT, F- FAILS, P- PASSES, NULL- NULL & VOID  
 G:grade GP:gradepoints C:credits CP:credit points CGPI:Cumulative Grade Performance Index  
 acG:sum of product of credits & grades ac:sum of credit points SGPI: acG/ac  
 MARKS : >=80 >=75 and <80 >=70 and <75 >=60 and <70 >=50 and <60 >=45 and <50 >=40 and < 45 <40  
 GRADE : O A B C D E P F  
 GRADE POINT : 10 9 8 7 6 5 4 0

*S. K. Kulkarni*  
 HEAD  
 DEPT. OF CIVIL ENGG.  
 Vidyavardhini's College of  
 Engineering & Technology  
 Vasal Road (W)- 401202.

